

FLORIDA STATE



SEMINOLES



R · E · C · O · R · D · S

FLORIDA STATE RECORDS

TEAM RECORDS

GAMES

GAMES PLAYED

Most in Season: 84, 1984
Fewest in Season: 17, 1948

VICTORIES

Most in Season: 61, 1986 (61-13)
Fewest in Season: 9, 1948 (9-8)

WINNING PERCENTAGE


Highest in Season: .854, 1968 (35-6)
Lowest in Season: .529, 1948 (9-8)

WINNING STREAK

Longest: 22, 1991 (March 2 - 30)

LOSING STREAK

Longest in Season: 5, 1974 and 1985



FSU's Mike Loynd picked up the Golden Spikes Award in 1986 as the top amateur baseball player in the nation. He still owns the FSU record for victories in a season with 20.

ATTENDANCE

Single Home Game: 6,145 vs. Miami, 1986
3-game series: 17,811 vs. Miami, 1991
2-game series: 10,393 vs. Florida, 1990
Single Season: 118,897, 1986 (45 dates)
Single Season, all games: 231,511, 1986 (68 dates, World Series included)

SHUTOUTS

Fewest Times Shutout in Season: 0, 1985 (82 games) and other years with fewer games
Most Times Shutout in Season: 5, 1974
Longest Streak Without Being Shutout: 336, 1984-1988
Most Recorded in Season: 15, 1970 (59 games) and 1975 (59 games)
Most Consecutive in Season: 4, 1970 and 1973
Most Consecutive Scoreless Innings: 40, 1973

EXTRA INNING GAMES

Most in Season: 6, 1974, 1981, 1989, 1991
Longest Game: 15 innings, several times

BATTING

AT BATS

Most in Game: 53, vs. Hawaii, 1977
Both Teams: 107, vs. Hawaii, 1977 (FS 53, H 54)
Most in Season: 2,872, 1985 (82 games)
Fewest in Season: 752, 1951 (18 games)
Most Plate Appearances in Inning: 19, vs. Cleveland State, 1982; vs. Jacksonville, 1976

RUNS

Most in Inning: 16, vs. Cleveland State, 1982
Most in Game: 31, vs. Georgia State, 1982 (6 innings)
Most Allowed in Game: 24, Clemson, 1959
Most Combined: 39, vs. Cleveland State, 1982 (FS 24, CS 15); vs. Georgia State, 1984 (FS 26, GS 13); vs. Virginia Tech, 1990 (FS 25, VT 14)
Largest Winning Margin: 26, vs. Dayton, 1981 (FS 28, D 2)
Largest Losing Margin: 22, vs. Clemson, 1959 (C 24, FS 2)
Most in Season: 752, 1982
Most Allowed in Season: 464, 1984
Fewest in Season: 101, 1948 (17 games)
Fewest Allowed in Season: 72, 1952 (21 games)

HITS

Most in Inning: 11, vs. Jacksonville, 1976; vs. Missouri-Rolla, 1980
Most Allowed in Inning: 8, South Florida, 1974; Cincinnati, 1991
Most Consecutive Hits: 7, vs. Memphis State, May 14, 1988
Most in Game: 23, vs. Mississippi State, 1966; vs. Florida, 1979; vs. Georgia State, 1982 (2/14); vs. Georgia State, 1982 (4/4); vs. Jacksonville, 1986 (4/8)
Most Allowed in Game: 23, Nevada-Las Vegas, 1978
Most in Season: 947, 1985 (82 games)
Most Allowed in Season: 756, 1984 (84 games)
Fewest in Season: 186, 1952 (21 games)
Fewest Allowed in Season: 130, 1952 (21 games)

DOUBLES

Most in Game: 8, vs. Brooklyn College, 1980; vs. Tulane, 1990 (4/8)

Most Allowed in Game: 6, several times
Most Combined: 10, vs. Cleveland State, 1982 (FS 5, CS 5); vs. Virginia Tech, 1989 (FS 5, VT 5); vs. Tulane, 1990 (4/8, FS 8, TU 2)
Most in Season: 182, 1990 (72 games)
Most Allowed in Season: 133, 1984 (84 games)
Fewest in Season: 24, 1951 (18 games)
Fewest Allowed in Season: 19, 1951 (18 games)

TRIPLES

Most in Game: 5, vs. Western Kentucky, 1968; vs. Georgia State, 1982
Most Allowed in Game: 3, several times
Most Combined: 5, vs. Western Kentucky, 1968 (FS 5, WK 0); vs. Georgia State, 1982 (FS 5, GS 0)
Most in Season: 35, 1969 (52 games) and 1972 (68 games)

HOME RUNS

Most in Game: 7, vs. Missouri-Rolla, 1980; vs. Georgia State, 1982
Most Allowed in Game: 6, Southern Miss, 1986
Most Combined: 9, vs. Cincinnati, 1991 (5/12, FS 6, UC 3)
Most in Season: 146, 1985 (82 games)
Most Allowed in Season: 82, 1984 (84 games)
Fewest in Season: 3, 1954 (21 games)
Fewest Allowed in Season: 4, 1951 (18 games)
Most Grandslams: 7, 1984 (84 games)

TOTAL BASES

Most in Game: 51, vs. Georgia State, 1982
Most Combined: 75, vs. Georgia State, 1982 (FS 51, GS 24)
Most in Season: 1,580, 1985 (82 games)
Fewest in Season: 250, 1952 (21 games)

SLUGGING PERCENTAGE

Highest in Season: .568, 1982 (74 games)

RUNS BATTED IN

Most in Game: 27, vs. Georgia State, 1982
Most Combined: 32, vs. Georgia State, 1982 (FS 27, GS 5); vs. Cleveland State, 1982 (FS 23, CS 9); vs. Virginia Tech, 1990 (5/10, FS 18, VT 14)
Most in Season: 698, 1985 (82 games)

BASE ON BALLS

Most in Game: 20, vs. Cleveland State, 1982
Most Allowed: 18, Stetson, 1976
Most Combined: 26, vs. Valdosta State, 1980 (FS 10, VS 16)
Most in Season: 555, 1984
Most Allowed in Season: 340, 1972 (68 games)
Fewest in Season: 93, 1955 (22 games)

STRIKEOUTS

Most in Game: 18, vs. Georgia, 1968
Most Combined: 29, vs. Georgia, 1968 (FS 18, G 11); vs. Georgia Southern, 1970 (GS 16, FS 13)
Most in Season: 520, 1984 (84 games)
Fewest in Season: 93, 1955 (22 games)

BATTING AVERAGE

Highest in Season: .337, 1980 (63 games)
Highest Allowed in Season: .281, 1980 (63 games)
Lowest in Season: .237, 1967 (46 games)
Lowest Allowed in Season: .186, 1970 (59 games)

STOLEN BASES

Most in Game: 11, vs. Stetson, 1957; vs. Richmond, 1986
Most Allowed in Game: 13, Stetson, 1973

Most Combined: 13, vs. Stetson, 1973 (FS 0, S 13)
Most in Season: 232, 1987 (73 games)
Most Allowed in Season: 98, 1984 (84 games)
Fewest in Season: 20, 1954 (21 games)
Fewest Allowed in Season: 7, 1962 (28 games) and 1968 (41 games)

DEFENSE

PUTOUTS

Most in Season: 2,212, 1984 (84 games)

ASSISTS

Most in Season: 1,126, 1984 (84 games)
Fewest in Season: 226, 1960 (22 games)

ERRORS

Most in Game: 9, vs. Valdosta State, 1988
Most in Game by Opponent: 8, several times, latest Virginia Tech, 1990 (5/10)
Most Combined: 12, vs. Georgia State, 1984 (FS 4, GS 8); vs. Valdosta State, 1988 (FS 9, VS 3); Virginia Tech, 1990 (5/10, FS 4, VT 8)
Most in Season: 167, 1984 (84 games)
Most by Opponent in Season: 184, 1984 (84 games)

FIELDING AVERAGE

Highest in Season: .968, 1991 (71 games)
Lowest in Season: .915, 1959 (33 games)

DOUBLE PLAYS

Most in Game: 4, many times, latest vs. Minnesota, 1991 (2/23)
Most in Season: 95, 1984 (33 games)

PITCHING

PITCHING APPEARANCES

Most in Game: 7, vs. Georgia, 1982
Most in Season: 223, 1984 (84 games)

COMPLETE GAMES

Most in Season: 27, 1969 (52 games)

INNINGS PITCHED

Most in Season: 738, 1984 (84 games)
Most by Opponent: 717, 1984 (84 games)

SAVES

Most in Season: 29, 1990 (72 games)

NO-HITTERS

Most in Season: 2, 1968 (41 games)

ONE-HITTERS

Most in Season: 6, 1970 (59 games)

TWO-HITTERS

Most in Season: 6, 1970 (59 games) and 1976 (56 games)

EARNED RUNS

Most Allowed in Season: 367, 1984 (84 games)

EARNED RUN AVERAGE

Highest in Season: 4.48, 1984 (84 games)
Lowest in Season: 1.49, 1970 (59 games)

STRIKEOUTS

Most Recorded in Game: 25, vs. Furman, 1956
Most Recorded in Season: 718, 1986 (74 games)
Fewest Recorded in Season: 126, 1954 (21 games)

INDIVIDUAL RECORDS

GAMES

GAMES PLAYED

Most in Season: 84, Paul Sorrento, 1984; Frank Fazzini, 1984
 Most in Career: 279, Mike Yastrzemski, 1980-83; Barry Blackwell, 1985-88
 Consecutively in Season: 85, Frank Fazzini, 1984
 Consecutively in Career: 167, Don DeLoach, 1977-81

BATTING

BATTING AVERAGE

Highest in Season: (0-125 at bats) .436, Bob Clem, 1959; (126-199 at bats) .399, Mike Augustine, 1963; (222-250 at bats) .409, Mike Fuentes, 1980; (250+ at bats) .413, Frank Fazzini, 1985
 Highest in Career: (100-600 at bats) .410, Bob Clem, 1959-60; (600+ at bats) .373, Mike Fuentes, 1978-81

SLUGGING PERCENTAGE

Highest in Season: .875, Jeff Ledbetter, 1982 (273 TB/312 AB)
 Highest in Career: .727, Jeff Ledbetter, 1979-82 (704 TB/968 AB)

AT BATS

Most in Game: 7, several players
 Most in Season: 357, Luis Alicea, 1985
 Most in Career: 978, Jose Marzan, 1984-87

RUNS SCORED

Most in Game: 6, Mark Gilbert vs. Ohio State, 1978; Luis Alicea vs. Georgia State, 1984
 Most in Season: 109, Frank Fazzini, 1985
 Most in Career: 285, Jeff Ledbetter, 1979-82

HITS

Most in Inning: 2, many players
 Most in Game: 6, Luis Alicea vs. Southern Miss, 1985
 Most in Season: 137, Frank Fazzini, 1985
 Most in Career: 335, Jeff Ledbetter, 1979-82
 Most Consecutive Hits: 9, Donny Erickson, 1988
 Most Consecutive Times on Base: 13, Paul Sorrento, 1985
 Hitting Streak: 28, Brad Parker, 1988

DOUBLES

Most in Game: 4, Joe Licata vs. Georgia State, 1981
 Most in Season: 29, Don DeLoach, 1980
 Most in Career: 62, Mike Yastrzemski, 1980-83; Jeff Ledbetter, 1979-82

TRIPLES

Most in Game: 2, by 9 players, latest Jose Marzan vs. Georgia State, 1985
 Most in Season: 9, Dick Gold, 1969; Luis Alicea, 1985
 Most in Career: 19, Luis Alicea, 1984-86

HOME RUNS

Most in Game: 4, Jeff Ledbetter vs. Georgia State, 1982
 Most in Season: 42, Jeff Ledbetter, 1982
 Most in Career: 97, Jeff Ledbetter, 1979-82
 Grandslams in Game: 2, Craig Patterson vs. Wright State, 1979
 Grandslams in Season: 2, many players, latest Chris Roberts and Kenny Felder, 1991

RUNS BATTED IN

Most in Game: 9, Mike Fuentes vs. Jacksonville, 1979; Luis Alicea vs. Southern Miss, 1985
 Most in Season: 124, Jeff Ledbetter, 1982
 Most in Career: 346, Jeff Ledbetter, 1979-82

TOTAL BASES

Most in Game: 17, Jeff Ledbetter vs. Georgia State, 1982
 Most in Season: 273, Jeff Ledbetter, 1982
 Most in Career: 704, Jeff Ledbetter, 1979-82

STOLEN BASES

Most in Game: 6, Chip Bifano vs. Kearney State, 1977
 Most in Season: 51, Edwin Alicea, 1988
 Most in Career: 98, Jose Marzan, 1984-87

HIT BY PITCHES

Most in Game: 3, Mark Barineau, 1982
 Most in Season: 14, Kenny Felder, 1991
 Most in Career: 31, Mark Barineau, 1981-83

BASE ON BALLS

Most in Game: 5, four players, most recently by Lionel Martinez vs. Virginia Tech, 1980
 Most in Season: 80, Lionel Martinez, 1982
 Most in Career: 195, Paul Sorrento, 1984-86

STRIKEOUTS

Most in Games: 5, Dick Nichols vs. Georgia Southern, 1970; Dick Nichols vs. Southern Cal, 1970; and Ed Fulton vs. South Florida, 1986
 Most in Season: 74, Frank Fazzini, 1984; Kenny Felder, 1991
 Most in Career: 169, Frank Fazzini, 1983-85
 Fewest in Season (75 AB Min.): 1, Billy "Cooter" Mills, 1974



**SCC...YOUR SPORTS
CARD CONNECTION**

Baseball Cards • Supplies • Memorabilia
BUY • SELL • TRADE

**More and more people
are trading at SCC...
Come see why!!!**

WEEKLY SPECIALS

222-7744

**M-F 12:00-6:00
Sat 10:00-5:00**

**1886 Thomasville Rd.
Capital Plaza**



ALL-TIME METRO TOURNAMENT RESULTS

YEAR	SITE	CHAMPION	OUTSTANDING PLAYER
1976	Memphis	Memphis State	Ron McNeely, Memphis State
1977	Memphis	Florida State	Terry Kennedy, Florida State
1978	Tallahassee	Memphis State	Terry Pressgrove, Memphis State
1979	Tallahassee	Tulane	Ken Francingues, Tulane
1980	Tallahassee	Florida State	Mike Fuentes, Florida State
1981	Tallahassee	Florida State	Mike Fuentes, Florida State
1982	Tallahassee	Tulane	Eric Lane, Tulane
1983	Tallahassee	Florida State	Danny Dowell, Florida State
1984	Tallahassee	Florida State	Jody Reed, Florida State
1985	Tallahassee	Florida State	Richie Lewis, Florida State
1986	Tallahassee	Florida State	Mike Loynd, Florida State
1987	Columbia	Florida State	Ed Porcelli, Florida State
1988	Tallahassee	Florida State	Edwin Alicea, Florida State
1989	Columbia	Florida State	Sedgwick McCollum, Southern Miss
1990	Hattiesburg	Florida State	Allen Bevis, Florida State
1991*	Salem, Va.	Florida State	Ty Mueller, Florida State

*Title game rained out. FSU and USM declared co-champions.

DEFENSE

PUTOUTS

Most in Season: 623, Ed Fulton, 1986
Most in Career: 1,595, Pedro Grifol, 1989-91

ASSISTS

Most in Season: 254, Luis Alicea, 1984
Most in Career: 670, Luis Alicea, 1983-86

PITCHING

PITCHING APPEARANCES

Most in Season: 40, Bruce Tanner, 1983
Most in Career: 113, Ricky Kimball, 1988-91

STARTS

Most in Season: 24, Mike Loynd, 1986
Most in Career: 78, Doug Little, 1983-86

RELIEF APPEARANCES

Most in Season: 40, Bruce Tanner, 1983
Most in Career: 92, Ricky Kimball, 1988-91

COMPLETE GAMES

Most in Season: 12, Brooks Carey, 1978 (15 starts); Danny O'Brien, 1975 (17 starts)
Most in Career: 23, Wayne Vincent, 1966-68

INNINGS PITCHED

Most in Season: 164.2, Mike Loynd, 1986
Most in Career: 549, Doug Little, 1983-86

SAVES

Most in Season: 18, Mac Scarce, 1970
Most in Career: 32, Ricky Kimball, 1988-91

VICTORIES

Most in Season: 20, Mike Loynd, 1986
Most in Career: 49, Doug Little, 1983-86
Consecutive in Season: 17, Mike Loynd, 1986
Consecutive in Career: 18, Larry Jones, 1974-75

LOSSES

Fewest in Season: 0, Gene Ammann, 1970 (15-0)
Fewest in Career (20+ decisions): 2, Gene Ammann, 1968-72 (31-2)

HOME RUNS ALLOWED

Most in Season: 19, Doug Little, 1984
Most in Career: 49, Doug Little, 1983-86

STRIKEOUTS RECORDED

Most in Game: 24, Tony Avitable vs. Furman, 1956
Most in Season: 223, Mike Loynd, 1986
Most in Career: 520, Richie Lewis, 1985-87 (392.2 IP)

BASE ON BALLS

Most in Season: 72, Dave Fernald, 1972 (105.2 IP); Richie Lewis, 1986 (127.2 IP)
Most in Career: 236, Larry Jones, 1974-77 (300 IP)

EARNED RUN AVERAGE

Lowest in Season (30+ innings): 0.66, Gene Ammann, 1970 (10 ER/137 IP)

Lowest in Career (100+ innings): 1.45, Wayne Vincent, 1966-68 (58 ER/292 IP)

Highest in Season (30+ innings): 8.62, Al Ashmont, 1985 (30 ER/31 IP)

RUNS ALLOWED

Fewest in Season (30+ innings): 18, Steve Mastin, 1968 (107 IP); Bruce Tanner, 1983 (66.1 IP)

Most in Season: 95, Doug Little, 1984
Most in Career: 287, Doug Little, 1983-86 (549 IP)

EARNED RUNS ALLOWED

Fewest in Season (30+ innings): 8, Max Long, 1981 (45 IP)
Most in Season (30+ innings): 79, Doug Little, 1984 (161.1 IP)
Most in Career (100+ innings): 211, Doug Little, 1983-86 (549 IP)

HITS ALLOWED

Fewest in Season: 13, Mac Scarce, 1971 (33.1 IP)
Most in Season: 167, Doug Little, 1984 (161.1 IP)
Most in Career: 533, Doug Little, 1983-86 (549 IP)



Sluggo Jeff Leadbetter was the most prolific hitter in Seminole baseball history and still ranks among the NCAA's all-time leaders in home runs, runs batted in and total bases.

SEMINOLE LEADERS

YEAR-BY-YEAR BATTING CHAMPIONS

YEAR	BATTER	AVG	H-AB
1948	Jack Wilson	.298	20- 67
1950	Ron Melton	.361	30- 83
1951	Lee Bailey	.352	32- 91
1952	Ralph Blinn	.317	20- 63
1953	Billy "Cooter" Mills	.319	29- 91
1954	Billy "Cooter" Mills	.368	32- 87
1955	Jim SeEVERS	.415	27- 65
1956	Dick Howser	.415	27- 65
1957	Dick Howser	.364	32- 88
1958	Owen McCarron	.365	35- 96
1959	Bob Clem	.436	44-101
1960	Bob Clem	.383	36- 94
1961	Jack Dull	.370	40-108
1962	Woody Woodward	.365	54-148
1963	Mike Augustine	.399	65-163
1964	Ken Suarez	.404	44-109
1965	Gary Nichols	.333	29- 87
1966	Gary Sprague	.369	74-195
1967	Bob Canty	.340	18- 53
1968	Mike Eason	.386	56-145
1969	Dick Nichols	.336	45-138
1970	Dick Nichols	.338	80-237
1971	Ron Cash	.352	58-165
1972	Tom Rosa	.338	69-204
1973	Tom Rosa	.317	66-208
1974	Juan Bonilla	.351	82-232
1975	Steve Tebbetts	.374	76-203
1976	Joe Hicks	.391	45-115
1977	Carlos Lezcano	.346	63-182
1978	Blane McDonald	.393	79-201
1979	Craig Patterson	.397	95-239
1980	Mike Fuentes	.408	95-233
1981	Mike Fuentes	.353	106-300
1982	Jeff Ledbetter	.381	119-312
1983	Frank Fazzini	.366	86-235
1984	Paul Sorrento	.349	103-295
1985	Frank Fazzini	.413	137-332
1986	Luis Alicea	.392	112-286
1987	Marc Giordano	.382	47-123
1988	Barry Blackwell	.348	79-227
1989	Bob Reboin	.333	67-190
1990	Rob Bargas	.376	79-210
1991	Eduardo Perez	.370	105-284

CAREER RBI LEADERS

PLAYER	YEARS	RBI
1. Jeff Ledbetter	1979-82	346
2. Frank Fazzini	1983-85	270
3. Mike Fuentes	1978-81	257
4. Mike Yastrzemski	1980-83	223
5. Paul Sorrento	1984-86	222
6. Jimmy Jones	1982-85	198
7. Luis Alicea	1984-86	193
8. Jose Marzan	1984-87	192
9. Ed Fulton	1985-87	190
10. Rick Figueredo	1980-83	188
11. Barry Blackwell	1985-88	187
12. Pedro Grifol	1989-91	163
13. Juan Bonilla	1974-77	150
14. Marc Ronan	1988-90	145
15. Don DeLoach	1978-81	143

HOME RUN LEADERS

PLAYER	YEARS	HR
1. Jeff Ledbetter	1979-82	97
2. Frank Fazzini	1983-85	79
3. Mike Fuentes	1978-81	64
4. Paul Sorrento	1984-86	48
5. Ed Fulton	1985-87	45
6. Jimmy Jones	1982-85	41
7. Mike Yastrzemski	1980-83	40
8. Chris Cawthon	1981-82	36
9. Jose Marzan	1984-87	35
10. Terry Kennedy	1975-77	32

SINGLE SEASON RBI LEADERS

PLAYER	RBI	SEASON
1. Jeff Ledbetter	124	1982
2. Frank Fazzini	118	1985
3. Mike Fuentes	106	1981
4. Chris Cawthon	103	1982
5. Jeff Ledbetter	95	1981
6. Joe Licata	91	1981
7. Frank Fazzini	89	1984
8. Don DeLoach	87	1982
9. Paul Sorrento	86	1986
10. Mike Fuentes	83	1980
11. Pedro Grifol	80	1991
12. Ed Fulton	78	1986
13. Chris Roberts	77	1991
14. Jim Weaver	75	1980
15. Luis Alicea	73	1986
Jeff Ledbetter	73	1980
Jimmy Jones	73	1985

HOME RUN LEADERS

PLAYER	HR	SEASON
1. Jeff Ledbetter	42	1982
2. Frank Fazzini	33	1985
3. Frank Fazzini	29	1984
4. Mike Fuentes	27	1981
5. Chris Cawthon	26	1982
6. Jeff Ledbetter	23	1981
7. Paul Sorrento	22	1986
8. Terry Kennedy	21	1976
Mike Fuentes	21	1980
Jimmy Jones	21	1985
11. Jeff Ledbetter	19	1980
Ed Fulton	19	1987
13. Jim Weaver	18	1980
Mark Lacy	18	1982
15. Frank Fazzini	17	1983

NO-HITTERS

- 1958-Frank Slusser vs. Miami (18-0)
- 1967-Wayne Vincent vs. Georgia Southern (7-0)
- 1968-Jeff Hill vs. Springfield (18-0)
- 1968-Gene Ammann and Lin Garrett vs. Wake Forest (3-0)
- 1970-Gene Ammann vs. South Florida (7-0)
- 1977-Mike McLeod vs. Oliver (23-0)
- 1988-Jerry Nielsen vs. Baptist (7-0)

SEMINOLES IN THE NCAA RECORD BOOK

Florida State teams or individuals ranked in the top five all-time in the following categories, according to the 1991 NCAA Baseball and Softball Record Book published by the National Collegiate Athletic Association. Ranking is indicated by parenthesis at end of each entry.

TEAM RECORDS

GAME

Most Consecutive Hits: 7, 5/14/88 vs. Memphis State (4th)
Most Strikeouts Recorded: 24, 1956 vs. Furman (2nd)

SEASON

Most Games Without Being Shutout: 336, 4/29/84 through 2/25/89 (2nd)
Most Hits: 947, 1985 (4th)
Most Home Runs: 146, 1985 (4th)
Most Total Bases: 1,580, 1985 (2nd)
Most Strikeouts: 520, 1984 (1st)
Most Walks Drawn: 555, 1984 (5th)
Most Innings Pitched: 738, 1984 (4th)
Most Saves: 29, 1990 (2nd)
Most Relief Appearances: 139, 1984 (6th)
Most Strikeouts Recorded: 718, 1986 (2nd)
Most Putouts: 2,214, 1984 (4th)
Most Assists: 1,126, 1984 (1st)
Most Total Chances: 3,507, 1984 (1st)
Most Double Plays: 95, 1984 (4th)

It's Academic

Join thousands of FSU alumni and friends who have contributed nearly \$3 million for scholarships and academic enhancements through the sales of FSU license tags. When you purchase or renew your current tag, simply request the FSU tag. For an additional \$25 (plus state fees), you'll receive your FSU tag. It's academic. You can enhance Florida State's already outstanding reputation.



INDIVIDUAL RECORDS

GAME


Most Strikeouts Recorded: 24, Tony Auitable, 1956 (2nd)

SEASON

Most At Bats: 357, Luis Alicea, 1985 (3rd)
Most Hits: 137, Frank Fazzini, 1985 (tie 2nd)
Most Home Runs: 42, Jeff Ledbetter, 1982 (2nd); 33, Frank Fazzini, 1985 (4th)
Most RBI: 124, Jeff Ledbetter, 1982 (3rd); 118, Frank Fazzini, 1985 (5th)
Most Total Bases: 273, Jeff Ledbetter, 1982 (2nd); 264, Frank Fazzini, 1985 (3rd)
Most Starts: 25, Mike Loynd, 1986 (1st); 23, Doug Little, 1984 (tie 2nd)
Most Shutouts: 8, Gene Ammann, 1970 (1st)
Most Victories: 20, Mike Loynd, 1986 (tie 1st)
Most Strikeouts: 223, Mike Loynd, 1986 (3rd)
Strikeouts Per Nine Innings (minimum 50 innings pitched): 15.0, Mac Scarce, 1971 (tie 5th)
Most Saves: 18, Mac Scarce, 1971 (tie 3rd)

CAREER

Most Home Runs: 97, Jeff Ledbetter, 1979-82 (2nd); 79, Frank Fazzini, 1983-85 (3rd)
Most RBI: 346, Jeff Ledbetter, 1979-82 (1st)
Most Total Bases: 704, Jeff Ledbetter, 1979-82 (2nd)
Most Times Hit by Pitch: 31, Mark Barincau, 1981-83 (4th)
Most Pitching Starts: 78, Doug Little, 1983-86 (1st)
Most Victories: 49, Doug Little, 1983-86 (3rd)
Most Innings Pitched: 549, Doug Little, 1983-86 (1st)
Most Relief Appearances: 92, Ricky Kimball, 1988-91 (7th)
Most Games Pitched: 113, Ricky Kimball, 1988-91 (5th)
Most Strikeouts Recorded: 520, Richie Lewis, 1985-87 (2nd)
Most Saves: 32, Ricky Kimball, 1988-91 (4th)
Most Hits Allowed: 533, Doug Little, 1983-86 (1st)
Most Assists: 670, Luis Alicea, 1984-86 (7th)



A four-year letterman for Florida State, pitcher Doug Little still owns four NCAA career pitching records.

YEAR-BY-YEAR RECORDS

YEAR	COACH	CAPTAINS	W	L	T	RUNS	OPP	BA	OPP
1948	Charlie Armstrong	Ron Nettles	9	8	0	101	121	NA	NA
1949	Charlie Armstrong	Sam Cox	11	8	0	126	103	NA	NA
1950	Charlie Armstrong	Bob Trowbridge	13	7	0	122	104	NA	NA
1951	Charlie Armstrong	Augie Pompelia	16	6	0	161	97	.292	.234
1952	Ralph Matherly	Bob Trowbridge	17	4	0	158	72	.266	.188
1953	Ralph Matherly	Billy "Cooter" Mills	13	10	1	156	254	NA	NA
1954	Ralph Matherly	Bob Hudson	13	8	0	164	102	.269	NA
1955	Danny Litwhiler	Billy Campbell, Bob Hudson	17	6	0	189	98	.321	NA
1956	Danny Litwhiler	Max Long	25	7	0	244	121	.295	NA
1957	Danny Litwhiler	Carlee Hendrix	22	9	0	232	120	.297	NA
1958	Danny Litwhiler	Dick Howser	20	7	0	198	104	.295	.208
1959	Danny Litwhiler	Dale Koch	22	11	0	258	166	.282	.231
1960	Danny Litwhiler	Ray Bazzell	13	9	0	183	136	.313	.254
1961	Danny Litwhiler	Frank Davis, Jack Dull	21	7	0	203	238	.301	.256
1962	Danny Litwhiler	Ray McShane, Bob Madison	23	14	0	254	221	.296	.258
1963	Danny Litwhiler	Al Beccaccio	26	13	0	250	151	.278	.213
1964	Fred Hatfield	Jim Reed	23	13	0	244	171	.273	.247
1965	Fred Hatfield	Gerry Chmielewski	32	11	1	305	179	.281	.253
1966	Fred Hatfield	Dick Fernandez	39	13	0	417	192	.294	.214
1967	Fred Hatfield	Roy Mewbourne	32	14	0	214	155	.234	.220
1968	Fred Hatfield	Chuck Cone, Bob Canty	35	6	0	291	120	.284	.215
1969	Jack Stallings	Dick Gold, Mike Eason	38	13	1	303	158	.273	.219
1970	Jack Stallings	Dick Nichols	49	9	1	261	144	.277	.186
1971	Jack Stallings	Harry Saferight, Ron Cash	41	16	0	341	208	.282	.208
1972	Jack Stallings	Ken Doria, Mike Scarce	45	23	0	473	325	.291	.251
1973	Jack Stallings	John Librandi, Denny Williams	38	21	0	331	218	.239	.218
1974	Jack Stallings	Randy Davidson	37	25	0	320	269	.268	.232
1975	Woody Woodward	Randy Davidson	49	10	0	371	162	.300	.198
1976	Woody Woodward	Craig Eaton	40	16	0	467	228	.302	.210
1977	Woody Woodward	Larry Jones	37	13	0	459	375	.271	.231
1978	Woody Woodward	Brooks Carey, Greg Jones	44	18	0	457	303	.309	.269
1979	Dick Howser	Craig Patterson	43	17	1	494	272	.319	.277
1980	Mike Martin	Don DeLoach, Craig Ramsey	51	12	0	630	306	.327	.281
1981	Mike Martin	Mike Fuentes, Rick Hatcher	56	23	0	638	407	.303	.273
1982	Mike Martin	Jeff Ledbetter	56	17	1	752	375	.327	.243
1983	Mike Martin	Mike Yastrzemski, Rick Figuereido	55	18	1	737	574	.302	.243
1984	Mike Martin	Jody Reed, Jeff Gray	55	29	0	644	464	.291	.265
1985	Mike Martin	Frank Fazzini, Jimmy Jones	59	23	0	786	406	.330	.245
1986	Mike Martin	Luis Alicea, Doug Little, Mike Loynd	61	13	0	655	333	.325	.244
1987	Mike Martin	Ed Fulton, Jose Marzan	55	18	0	579	319	.307	.241
1988	Mike Martin	Barry Blackwell, Edwin Alicea	50	18	1	568	309	.302	.257
1989	Mike Martin	Clyde Keller	54	18	0	513	275	.290	.232
1990	Mike Martin	Marc Ronan, Gar Finnvoid	57	15	0	555	290	.306	.263
1991	Mike Martin	Pedro Grifol, Eduardo Perez, Ricky Kimball	56	15*	0	543	273	.298	.241

*Includes forfeit loss to Louisville.

FLORIDA STATE AWARD WINNERS

GOLDEN SPIKES AWARD

Presented annually to the top amateur baseball player in the country as selected by a special committee for the United States Baseball Federation.



MIKE FUENTES, OF
1981




MIKE LOYND, P
1986

THE SPORTING NEWS PLAYER OF THE YEAR

Selected by *The Sporting News* writers as the best collegiate player in the nation.




TERRY KENNEDY, C
1977



JEFF LEDBETTER, OF
1982

BASEBALL AMERICA PLAYER/ PITCHER OF THE YEAR

Selected by the writers and editors of *Baseball America* as the best collegiate player in the nation. Two awards given from 1981-88; combined into one Player of the Year in 1989.



JEFF LEDBETTER, OF
1982



MIKE LOYND, P
1986

FSU ALL-AMERICANS

(First Team unless otherwise indicated.)

YEAR	PLAYER, POS.	TEAMS MADE
1957	Dick Howser, SS	ABCA
1958	Dick Howser, SS	ABCA
1959	Bob Clem, 2B	ABCA (2)
1961	Jack Dull, 2B	ABCA (3)
1962	Buddy Teagle, C	ABCA
1963	Mike Augustine, OF	ABCA
	Woody Woodward, SS	ABCA (3)
1964	Ken Suarez, C	ABCA
1966	Jim Lyttle, OF	ABCA, TSN
1967	Gary Sprague, SS	TSN (2)
1968	Tom Cook, C	ABCA (3)
1969	Dick Gold, 2B	ABCA, TSN (HM)
1970	Dick Nichols, 2B	TSN, ABCA (2)
	Johnny Grubb, OF	TSN (HM)
	Ron Cash, 3B	TSN (HM)
	Pat Osburn, P	TSN (HM)
1972	John Librandi, OF	ABCA (3)
1975	Danny O'Brien, P	ABCA (3)
	Randy Davidson, OF	ABCA (3)
	Steve Tebbetts, OF	TSN (HM)
	Jim Busby, OF	TSN (HM)
1976	Terry Kennedy, C	TSN
	Guillermo Bonilla, 3B	ABCA
1977	Terry Kennedy, C	TSN
1978	Blane McDonald, C	ABCA (2)
1979	Craig Patterson, 2B	ABCA (2)
1980	Mike Fuentes, OF	ABCA, TSN (2)
	Jim Weaver, OF	TSN
1981	Mike Fuentes, OF	ABCA, BA, TSN (2)
	Jeff Ledbetter, DH	TSN, BA (2)
1982	Jeff Ledbetter, OF	ABCA, BA, TSN
1983	Frank Fazzini, OF	BA (FR)
	Doug Little, P	BA (FR)
1984	Frank Fazzini, OF	BA (3)
	Paul Sorrento, OF	BA (FR)
	Luis Alicea, 2B	BA (FR)
	Ray Revak, P	BA (FR-2)
1985	Frank Fazzini, OF	ABCA, BA, TSN (2)
	Doug Little, P	BA (2), ABCA (3)
	Luis Alicea, 2B	BA (3)
	Richie Lewis, P	BA (FR)
	Barry Blackwell, C	BA (FR)
1986	Luis Alicea, 2B	BA, TSN, ABCA (2)
	Mike Loynd, P	ABCA, BA
	Richie Lewis, P	BA
	Bien Figueroa, SS	BA (2)
	Paul Sorrento, OF	BA (2)
1987	Richie Lewis, P	BA, TSN, ABCA (2)
	Ed Fulton, C	BA (3), ABCA (3)
1988	Ricky Kimball, P	BA (FR)
1989	Allen Bevis, 2B	BA (FR-2)
	Pedro Grifol, C	BA (FR-2)
1990	Brad Gregory, P	ABCA (2)
	Gar Finnold, P	BA (2)
	Marc Ronan, P	BA (2)
	Roger Bailey	BA (FR-2)
	Chris Roberts	BA (FR-2)
1991	Pedro Grifol, C	ABCA, BA
	Eduardo Perez, 1B	ABCA (2), BA (3)
	Chris Roberts, OF	BA (3)


KEY: ABCA-American Baseball Coaches Association, BA-Baseball America, TSN-The Sporting News, FR-Freshman All-America Team, HM-Honorable Mention.

FLORIDA STATE'S FIRST TEAM ALL-AMERICANS



DICK HOWSER 1957-58

The first All-American in Florida State history, Dick Howser led FSU into the District III Playoffs each season from 1956-58, and to the District Championship in 1957. This brilliant shortstop was named All-Region in 1957 and '58 and earned All-America recognition from the ABCA both those years. In 1956, Howser's .422 batting average set a Florida State season mark. He played professional baseball for Kansas City, Cleveland and the New York Yankees and returned to coach his alma mater to a 43-17-1 record in 1979.



BUDDY TEAGLE 1962

Buddy Teagle, the catcher for the 1962 Seminoles, was honored with ABCA All-America status after a fine offensive and defensive year. He proved to be a threat both at and behind the plate. At the plate, Teagle boasted a .325 batting average. Behind the plate, his rifle arm was a threat to all potential base stealers.



MIKE AUGUSTINE 1963

Mike Augustine is literally a Seminole success story. In the 1962 season, he never saw regular playing time until tournament time. The next season, the center-fielder broke a school record for most hits in a season with 58. This 5-9, 150-pound All-American led Florida State to the District III title and a trip to the College World Series.



KEN SUAREZ 1964

For the second time in three seasons, the Seminoles boasted an All-America catcher. In 1962, Buddy Teagle was named All-America and in 1964, Ken Suarez was named to the first team Coaches All-America team. Suarez was the leader of the 1964 Seminoles. He led the team in five offensive departments, including batting average as he hit .404.



JIM LYTTLE 1966

In 1966, Jim Lyttle was named a first team All-American by *The Sporting News* and the American Baseball Coaches Association. He was also an All-District III NCAA selection. That year, Lyttle rewrote Florida State slugging records. His 13 home runs, 51 RBIs and 131 total bases set school records that lasted for years. He was also a fine defensive outfielder with an arm like a rifle. He played professional baseball with the Yankees, White Sox and Expos.



DICK GOLD 1969

Dick Gold, the team co-captain for the 1969 Seminoles, set many Florida State batting records. His 20 career doubles, 83 career RBIs, 151 career hits and 98 career runs either tied or surpassed the school records of the day. The nine triples he hit in 1969 remains a Florida State mark. Gold was a first team ABCA All-American and a District III team selection.



DICK NICHOLS 1970

Dick Nichols was the leading hitter on the 1970 national runner-up Seminole team that boasted four All-Americans. His batting average of .338 was just above fellow All-American Ron Cash's .335. Nichols, the second baseman for the Tribe, was selected to the All-District III team and earned All-America recognition from *The Sporting News*.

ACADEMIC ALL-AMERICANS

Selected by the College Sports Information Directors of America.

Greg Gromek, SS	1970-71
Carl Gromek, P	1970
Danny O'Brien, P	1975
Tommy Zoeller, 1B	1985
Gar Finnvoid, P	1989



GUILLERMO (JUAN) BONILLA 1976

The third baseman for the 1976 Tribe team that went 40-16 under Head Coach Woody Woodward, Guillermo (Juan) Bonilla garnered first team All-America honors from the Coaches Association for his offensive and defensive prowess. Bonilla, a native of Rip Piedras, Puerto Rico, hit nearly .350 for the 1976 Seminoles and ranked second only to fellow All-American Terry Kennedy in RBI and runs scored.



TERRY KENNEDY 1976-77

Swinging his big bat or crouched behind the plate, Terry Kennedy gave Florida State his best. From 1975-77, he drove in 122 runs and clouted 32 homers. His 64 RBIs, 21 home runs and .810 slugging average were school records in 1976. He earned 1976 All-Region and 1977 All-Metro honors. In both 1976 and '77, he was named a first team All-American by *The Sporting News* and added Most Valuable Player recognition from the magazine in 1977.




**JIM WEAVER
1980**

Jim Weaver, the Seminole leftfielder in 1980, was second only to fellow outfielder Mike Fuentes in batting. Weaver's numbers, .372 batting average and 18 home runs, fit perfectly into a powerful hitting team which boasted five players who hit above .350. Weaver also had a team-high 28 stolen bases. He was a member of the All-Metro Conference first team, as well as an All-American by *The Sporting News*.



**MIKE FUENTES
1980-81**

Mike Fuentes went from being cut from the Seminole team to winning the Golden Spikes Award in 1981, symbolizing college baseball's best player. He was FSU's third two-time All-American (ABCA) and also earned first-team recognition from *Baseball America*. He became the first Seminole to hit .400 in a season when he batted .408 as a junior while leading Florida State into the 1980 College World Series. Fuentes capped a brilliant career with a senior season that included 27 home runs, 81 RBIs and a .360 average. During that year, he broke the NCAA career home run mark, finishing his career with 64.



**JEFF LEDBETTER
1981-82**

Jeff Ledbetter was nicknamed "Treetops" for his monumental blasts into the pine trees behind the rightfield wall at Seminole Field. Ledbetter set NCAA and FSU records in almost every offensive category, including home runs in a season (42), career home runs (97), home runs in a game (4), career RBIs (346), total bases in a season (273) and career total bases (346). Ledbetter ended an outstanding 1982 season by being named All-Metro, All-Metro Tournament, Metro Player of the Year, consensus All-American and *The Sporting News* and *Baseball America* Player of the Year.



Second baseman Luis Alicea was one of three Seminole All-Americans who led Florida State to the championship game of the College World Series in 1986.



**FRANK FAZZINI
1985**

A powerful slugger, Frank Fazzini posted outstanding numbers during the 1985 season. His remarkable batting average of .413 was padded with other great statistics including 33 home runs and 118 RBIs. Fazzini's offensive skills made him a first team All-America choice by the Coaches Association and *Baseball America*, as well as a member of the All-Metro Conference and All-Metro Tournament teams.



**LUIS ALICEA
1986**

Florida State's second baseman in 1986, Luis Alicea literally raked in the awards. He was named to All-America teams by *The Sporting News* and *Baseball America*, was the MVP of the NCAA South II Regional Tournament and earned recognition on the College World Series All-Tournament team. With a batting average of .392 and a fielding percentage of .945, Alicea was dangerous both offensively and defensively. These skills made him an integral member of the Seminoles' College World Series runner-up team.



**MIKE LOYND
1986**

Pitcher Mike Loynd, who led the Seminoles to a 61-13 record and a second-place finish in the College World Series, was named the 10th recipient of the Golden Spikes Award in 1986. Loynd won the award after compiling a 20-3 record in a stellar senior season. Loynd was a master at fooling opposing batters, striking out 223 of them. Because of his tremendous numbers, Loynd was a first team ABCA and *Baseball America* All-American, as well as the Metro Tournament MVP.



**RICHIE LEWIS
1986-1987**

Richie Lewis, a pitcher from Muncie, Ind. was a fiery strikeout artist who mystified opposing batters. From 1985-87, Lewis struck out 520 batters in 392.2 innings of play. This not only remains a Seminole all-time record, but ranks second in the NCAA record book. In 1987, he was chosen to the ABCA, *The Sporting News* and *Baseball America* All-America teams.



**PEDRO GRIFOL
1991**

Pedro Grifol, an All-America catcher, epitomized the spirit of the 1991 College World Series squad. Always competitive, Grifol posted a .344 batting average and a near-perfect .998 fielding average. He led the squad in RBIs with 80 and in home runs with 16. Grifol, a three-year starter at catcher, proved a great target for Seminole pitchers. His ability to frame a pitch and provide leadership behind the plate gave his Florida State teammates a player they could look up to.

SERIES RECORDS vs. ALL OPPONENTS

(1992 Opponents in Bold Face)

TEAM	FIRST MEETING	LAST MEETING	SERIES STANDINGS			TEAM	FIRST MEETING	LAST MEETING	SERIES STANDINGS		
			W.	L.	T				W.	L.	T
Alabama	1967	1991	5-	2-	0	Illinois	1956	1990	6-	0-	0
Alabama-Birmingham	1988	1988	1-	0-	0	Indiana	1956	1956	2-	0-	0
Amherst	1952	1964	7-	1-	0	Indiana State	1986	1986	1-	0-	0
Arizona	1963	1991	5-	6-	0	Iowa	1988	1988	1-	0-	0
Arizona State	1987	1991	6-	2-	0	Ithaca	1957	1962	3-	0-	0
Arkansas	1985	1985	0-	1-	0	Jackson State	1981	1981	1-	0-	0
Armstrong State	1985	1985	2-	0-	0	Jacksonville State	1953	1973	3-	0-	0
Army	1975	1975	1-	0-	0	Jacksonville	1964	1991	66-	27-	0
Auburn	1954	1989	59-	38-	0	Kearney State	1977	1977	2-	0-	0
Austin Peay	1979	1987	5-	0-	0	Kentucky	1965	1977	6-	1-	0
Ball State	1984	1991	19-	2-	0	Kentucky Wesleyan	1968	1968	2-	0-	0
Belmont Abbey	1969	1969	2-	0-	0	Kenyon	1952	1952	2-	0-	0
Biscayne College	1976	1976	4-	0-	0	Lafayette	1971	1990	4-	0-	0
Bowling Green	1970	1970	1-	0-	0	Lenoir-Rhyne	1980	1980	1-	0-	0
Bradley	1950	1950	1-	0-	0	Lewis	1974	1974	0-	3-	0
Brooklyn College	1980	1980	1-	0-	0	Louisiana State	1955	1991	8-	5-	0
Brown	1971	1971	5-	1-	0	Louisville	1977	1991	17-	2-	0
Cal State-Fullerton	1984	1989	3-	3-	0	Loyola (La.)	1952	1968	10-	0-	0
Campbellsville	1981	1981	1-	0-	0	Maine	1988	1988	1-	0-	0
Central Florida	1985	1988	12-	2-	0	Marietta	1973	1977	1-	1-	0
Central Michigan	1990	1990	1-	0-	0	Marshall	1978	1978	0-	1-	0
Charleston Southern*	1988	1990	7-	0-	0	Maryland	1965	1970	4-	0-	0
Chicago State	1972	1972	2-	0-	0	Memphis State	1977	1991	43-	15-	0
Cincinnati	1953	1991	23-	2-	0	Mercer	1948	1991	37-	7-	0
Clemson	1958	1989	25-	16-	1	Mercer-Atlanta	1974	1982	9-	0-	0
Cleveland State	1981	1982	3-	0-	0	Miami	1951	1991	87-	65-	3
Coastal Carolina	1991	1991	1-	0-	0	Michigan	1959	1991	3-	1-	0
Columbus College	1974	1976	5-	0-	0	Michigan State	1957	1975	9-	6-	0
Connecticut	1957	1957	0-	1-	0	Middle Georgia	1948	1948	2-	0-	0
Cumberland	1973	1973	2-	0-	0	Millsaps	1949	1949	1-	0-	0
Dartmouth	1970	1970	1-	0-	0	Minnesota	1981	1991	5-	0-	0
Davidson	1954	1954	1-	0-	0	Mississippi	1949	1972	6-	1-	0
Dayton	1980	1980	1-	0-	0	Mississippi College	1948	1951	13-	4-	0
Delaware	1979	1979	0-	1-	0	Mississippi State	1964	1990	6-	4-	0
Duke	1954	1991	18-	9-	0	Missouri-Rolla	1980	1980	2-	0-	0
East Carolina	1962	1987	5-	3-	0	Monmouth	1980	1980	1-	0-	0
East Tennessee State	1978	1978	2-	0-	0	Morehead State	1978	1978	2-	0-	0
Eastern Illinois	1980	1980	1-	0-	0	Navy	1960	1960	3-	4-	0
Eastern Michigan	1975	1982	0-	2-	0	New Orleans	1980	1991	3-	3-	0
Farleigh Dickinson	1973	1973	2-	0-	0	New York University	1970	1970	2-	0-	0
Flagler	1980	1982	4-	1-	0	Nevada-Las Vegas	1977	1984	4-	8-	0
Florida	1956	1991	79-	67-	0	Niagara	1974	1976	7-	0-	0
Florida A&M	1971	1979	12-	0-	0	North Carolina	1956	1990	18-	5-	0
Florida International	1973	1991	13-	5-	0	North Carolina-Charlotte	1987	1987	2-	0-	0
Florida Southern	1949	1974	29-	13-	1	North Carolina State	1962	1986	3-	4-	0
Fresno State	1991	1991	0-	1-	0	North Carolina-Wilmington	1974	1974	3-	0-	0
Furman	1955	1969	12-	1-	0	Northeast Louisiana	1964	1964	1-	0-	0
George Mason	1985	1988	2-	0-	0	Northern Illinois	1971	1971	1-	0-	0
George Washington	1958	1959	2-	0-	0	Northern Iowa	1991	1991	3-	0-	0
Georgia	1951	1987	27-	5-	0	Northern Kentucky	1980	1980	1-	0-	0
Georgia Southern	1948	1985	95-	31-	0	North Central	1977	1977	3-	0-	0
Georgia Southwestern	1976	1976	3-	1-	0	Notre Dame	1956	1958	3-	0-	0
Georgia State	1981	1985	19-	2-	0	Oakland	1978	1979	4-	0-	0
Georgia Tech	1959	1989	28-	8-	0	Oglethorpe	1949	1949	0-	1-	0
Grambling	1985	1989	13-	1-	0	Ohio	1970	1974	1-	1-	0
Hawaii	1977	1980	1-	2-	0	Ohio State	1960	1982	4-	3-	0
Holy Cross	1970	1970	2-	0-	0	Oklahoma	1982	1982	0-	1-	0
Howard	1976	1976	1-	1-	0	Oklahoma State	1986	1986	1-	0-	0

TEAM	FIRST MEETING	LAST MEETING	SERIES STANDINGS		
			W.	L.	T
Olivet	1977	1977	2-	0-	0
Otterbein	1976	1982	7-	0-	0
Parsons	1967	1967	0-	2-	0
Penn State	1957	1969	7-	2-	0
Pittsburgh	1983	1986	13-	0-	0
Rice	1988	1989	2-	1-	0
Richmond	1972	1991	17-	0-	0
Rider College	1970	1989	3-	0-	0
Ripon	1981	1981	2-	0-	0
Rollins	1948	1973	11-	11-	0
Rose Hulman	1978	1978	4-	0-	0
Rutgers	1966	1966	1-	0-	0
Samford	1985	1989	16-	1-	0
Santa Clara	1962	1962	1-	1-	0
Savannah	1948	1948	1-	1-	0
Seton Hall	1975	1975	0-	1-	0
South Alabama	1969	1991	31-	23-	1
South Carolina	1969	1991	18-	10-	0
South Florida	1969	1989	56-	15-	1
Southeastern Louisiana	1953	1953	1-	1-	0
Southeast Missouri State	1982	1982	1-	0-	0
Southern	1982	1982	2-	0-	0
Southern California	1963	1977	1-	3-	0
Southern Illinois	1968	1970	6-	1-	0
Southern Mississippi	1982	1991	37-	12-	0
Southwestern Louisiana	1976	1983	4-	0-	0
Springfield	1967	1968	4-	0-	0
Springhill	1966	1966	4-	0-	0
St. Francis (Ill.)	1979	1979	3-	1-	0
St. Joseph's	1972	1973	4-	0-	0
St. Leo	1969	1979	28-	3-	0
St. Louis	1965	1981	1-	1-	0
St. Xavier	1982	1983	2-	0-	0
Stetson	1949	1988	32-	20-	0
Tampa	1949	1984	24-	4-	1
Tennessee	1951	1974	4-	3-	0
Tennessee-Martin	1979	1979	2-	0-	0
Tennessee Tech	1983	1984	3-	0-	0
Texas	1965	1987	2-	2-	0
Texas A&M	1986	1986	1-	0-	0
Troy State	1948	1980	10-	2-	0
Tulane	1967	1991	38-	18-	1
Union	1970	1970	5-	0-	0
Valdosta State	1963	1988	22-	4-	1
Valparaiso	1982	1982	1-	0-	0
Vanderbilt	1972	1972	2-	1-	0
Virginia	1972	1972	2-	0-	0
Virginia Commonwealth	1988	1988	1-	0-	0
Virginia Military Institute	1990	1990	3-	0-	0
Virginia Tech	1967	1991	19-	4-	0
Wake Forest	1962	1983	18-	5-	0
Washington State	1988	1988	1-	0-	0
Western Kentucky	1978	1990	9-	1-	0
Western Michigan	1959	1974	6-	8-	0
West Florida	1981	1984	5-	0-	0
West Virginia	1956	1962	3-	2-	0
Wichita State	1989	1990	1-	3-	0
William & Mary	1967	1967	1-	0-	0
Wingate	1980	1983	6-	0-	0
Wisconsin	1955	1958	8-	1-	0
Wright State	1979	1980	3-	1-	0
Yale	1957	1957	2-	0-	0

OTHER AMATEUR TEAMS				
Camp LeJeune	1949	1954	3-	1- 0
Jacksonville Navy	1953	1954	2-	2- 0
Pensacola Navy	1965	1965	3-	0- 0
Valdosta Red Sox	1968	1968	4-	0- 0

PROFESSIONAL EXHIBITIONS				
Birmingham (AA)	1968	1968	0-	3- 0
Knoxville (A)	1958	1958	1-	0- 0
Pittsfield (AA)	1968	1968	0-	3- 0
Tallahassee Citizens	1951	1951	1-	0- 0
Tallahassee Rebels	1954	1954	1-	1- 0
Pawtucket (AAA)	1970	1970	0-	1- 0
Baltimore (AL)	1970	1970	0-	1- 0
New York (AL)	1978	1985	1-	1- 0
Atlanta (NL)	1981	1982	1-	1- 0
Kansas City (AL)	1988	1988		Rain

**Formerly Baptist College*

AGAINST THE ACC		
Clemson	25-	16- 1
Duke	18-	9- 0
Georgia Tech	28-	8- 0
Maryland	4-	0- 0
North Carolina	18-	5- 0
North Carolina State	3-	4- 0
Virginia	2-	0- 0
Wake Forest	18-	5- 0
RECORD AGAINST ACC TEAMS	116-	47- 1

AGAINST STATE SCHOOLS		
Biscayne (St. Thomas)	4-	0- 0
Central Florida	12-	2- 0
Flagler	4-	1- 0
Florida	79-	67- 0
Florida A&M	12-	0- 0
Florida International	13-	5- 0
Florida Southern	29-	13- 1
Jacksonville	66-	27- 0
Miami	87-	65- 3
Rollins	11-	11- 0
South Florida	56-	15- 0
St. Leo	28-	3- 0
Stetson	32-	20- 0
Tampa	24-	4- 1
West Florida	5-	0- 0
RECORD AGAINST THE STATE	462-	233- 5

ALL-TIME ROSTER

-A-B-

Bobby Alexander	1982
Terry Alexander	1976
Edwin Alicea	1987-88
Luis Alicea	1984-86
Roy Alvarez	1980
Gene Ammann	1968-70
Johnny Ash	1954-56
Bill Ashford	1982-83
Gary Ashley	1953-56
Al Ashmont	1985
Jim Atwood	1953-56
Mike Augustine	1961-63
Tony Avitable	1953-56
Lee Bailey	1951
Roger Bailey	1990-91
Jeff Bangston	1972-73
Rob Bargas	1989-90
Mark Barineau	1981-83
Ron Bartlett	1976-79
Joe Baxter	1968-69
Clay Baynham	1976
Harold Bazzell	1953
Ray Bazzell	1957-60
Mason Bean	1972-73
Al Beccaccio	1960-62
Bob Benda	1976-77
Michele Bertoldi	1991
Allen Bevis	1989-91
Chip Bifano	1976-77
Ham Bisbee	1955
Barry Blackwell	1985-88
Garrett Blanton	1989-91
Tony Biasucci	1983
Ralph Blinn	1952-53
Jon Bolin	1990-91
Rich Bombard	1979
Phil Bondack	1962-63
Bob Bondi	1954-57
Juan Bonilla	1974-77
Rafael Bourmignat	1987
LaDon Boyd	1987
Mike Brady	1987-90
Mike Bretz	1976-79
John Bristol	1953-57
Chris Brock	1989-91
Kevin Brooks	1977-78
Marty Brooks	1965-67
Terry Brooks	1969
Craig Brown	1969-70
Dave Brown	1974
Forrest Brown	1953-54
Pete Brown	1985
Randy Brown	1964-66
Terry Browning	1968-69
Tommy Bryant	1983
Terrell Buckley	1990
Jeff Burger	1969
Joe Burns	1969
Jim Busby	1974-75
Dave Buss	1959-60
Rod Byerly	1987-88
Lee Byers	1961-64

-C-

Nick Carfaro	1966
Vince Calandra	1984-85
Billy Campbell	1952-55
Bob Canty	1966-68
Brooks Carey	1975-78
Bob Carroll	1972-73
Doug Casey	1978-79
Ron Cash	1970-71
Sid Cash	1990-91
Chris Cawthon	1981-82
Greg Clayborne	1986-88
Dave Chappel	1974
Gerald Chmielewski	1963-65
Bob Clem	1958-59
Matt Clements	1988-89
Al Cleveland	1969-70
Larry Cocks	1969-70
Hal Cohen	1982
Chester Cole	1965-67
Rick Colzie	1973-74
Chuck Cone	1966-68

Skip Cone	1971-72
David Cook	1966-68
Dave Cooper	1976-77
Mike Coppins	1957-60
Lee Corso	1954-57
Jerry Couch	1958-59
Bob Craft	1966-68
Keith Craig	1980-81
Ken Creely	1964-65
Buddy Cribb	1988-90
John Cuesta	1953
Mike Cullin	1980-81
Greg Culpepper	1979
Ben Curry	1975-78

-D-

Dave Dahlen	1963-64
Bill Daniel	1974-75
Jim Daniel	1960-61
Phil Dannunzio	1989
Randy Davidson	1974-75
Brett Davis	1988
Frank Davis	1960-61
Tom Davis	1991
Tom Davis	1962-64
Eric Deddens	1983-84
Don DeLoach	1983
Greg Dennis	1983
Jim DeVane	1955
Paul Dirks	1962-64
Kevin Dodge	1981-82
Jerry Donnaway	1957-58
Ken Doria	1971-72
Danny Dowell	1981-83
Steve Downey	1974
Jay Drevis	1984
John Drews	1974
Dean Duchak	1965-67
Jack Duill	1960-61
Marc Dunbar	1990-91
Matt Dunbar	1987-90
Chris Dunn	1986

-E-F-

Mike Eason	1966-68
Craig Eaton	1975-76
Frank Echols	1962-63
Scott Edwards	1989
Rudy Eigl	1955-58
Mike Eissey	1973-74
Gary Elliott	1961-63
Jack Emerick	1979-80
Mike English	1967-69
Roy Eppley	1985
Donny Erickson	1987-88
Terry Farmer	1973-74
Frank Fazzini	1983-85
Ed Feely	1961
Kenny Felder	1990-91
John Ferguson	1968-70
George Fergusson	1961-62
Dave Fernald	1971-73
Dick Fernandez	1964-66
Joe Fernandez	1953
Robert Ferrar	1962-63
Carl Ferraro	1981
Mike Fields	1978-79
Rich Figueroa	1980-83
Bien Figueroa	1985-86
Gar Finnvoid	1989-90
Ken Fischer	1979-82
Robin Flake	1970-72
Ray Fox	1975-78
Jim Foxwell	1972-75
Ron Fraser	1954-57
Clem Freeman	1981
Doug French	1961-62
Mike Fuentes	1978-81
Bill Fuller	1970-72
Ed Fulton	1985-87

-G-

John Gagnon	1979-80
Randy Galley	1972-73
Tom Garcia	1955

Linwood Garrett	1967-68
Dave Garrison	1984
Steve Gelmine	1982-85
Alan Gentry	1983-84
Wayne Giardino	1964-65
Marc Giordano	1987-88
Mark Gilbert	1978-79
Brian Gilliland	1989-90
Jack Givens	1976-77
Mike Givens	1974
Steve Givens	1982-83
Dick Gold	1967-69
Jeff Gray	1981-84
Harry Green	1966-68
Lane Green	1966-68
Brad Gregory	1989-90
Danny Griffin	1982-83
Pedro Grifol	1989-91
Dave Grimes	1970-71
Carl Gromek	1968-70
Greg Gromek	1968-71
Johnny Grubb	1970
Randy Guemple	1972-73
Jim Gurzynski	1968-69

-H-

Dan Haddock	1979
Bill Hammond	1964-66
Art Haney	1963
Dave Hanselman	1984
Don Harbaugh	1969-71
Jeff Hardy	1976-77
Bryan Harris	1991
Dee Harris	1976
Ed Harris	1967-68
Dean Harrison	1988-90
Rick Hatcher	1979-81
Tim Hatcher	1980
Chuck Hawkins	1965-66
Mark Haynes	1952-54
John Hearn	1966-68
Phil Hearn	1966
Ken Heath	1984
George Hehemann	1953-56
Jim Helm	1966-68
Carlee Hendrix	1954-57
Tom Henson	1969-71
Joel Hicks	1976-77
Ron Herring	1973-74
Wm. Higginbotham	1953-54
Windle Higginbotham	1974-75
Jeff Hill	1967-69
Lance Hitchcock	1966-68
Jeff Hogan	1967-69
Rick Holloway	1978-79
Maury Hopkins	1964-66
Bill Horne	1973-74
Bill Howell	1961
Ed Howell	1964-66
Martin Howell	1962-63
Dick Howser	1953-58
Ed Houser	1980-81
Bob Hudson	1954-55
Bruce Huff	1976-79
Gary Huff	1971-73
Ken Huff	1978-81
Philip Hunt	1955
George Hutchinson	1961

-I-J-K-

Vince Insogna	1984
John Jane	1961
Ken Jarabeck	1978
Lincoln Jarrett	1962-63
Link Jarrett	1991
Barry Johnson	1988-89
Jay Johnson	1962-64
Larry Johnson	1962-64
Gordon Johnston	1961
Greg Jones	1976-78
Jimmy Jones	1982-85
Larry Jones	1974-77
Bob Jordan	1966
Bob Jordan	1974
Randy Kaiser	1974
Doug Kasimer	1969-71

Jim Kaufman	1954-55
Jay Keeler	1980-82
Clyde Keller	1988-89
Mike Kelley	1974-75
Terry Kennedy	1975-77
Fred Kenney	1957-58
Keith Kidd	1985-86
Ricky Kimball	1988-91
John Keith	1969-71
Ron Kims	1953
Dale Koch	1958-59
John Kolb	1981
Dru Kosco	1984-85
Steve Kovensky	1986-87
Charlie Krausche	1961
Robert Kull	1963-65

-L-

Mark Lacy	1981-82
Ernie Langford	1957-60
Rick Langford	1973
Bill Langston	1967
Gary Lawrence	1965-66
Mike Leber	1971-72
David Ledbetter	1982
Jeff A. Ledbetter	1982-84
Jeff S. Ledbetter	1979-82
Larry Lee	1973
Mike Lee	1986
Greg Lewis	1982
Jimmy Lewis	1991
Richie Lewis	1985-87
Ronald Lewis	1987-88
Loren Levy	1982-84
Carlos Lezcano	1974-77
John LiBrandi	1972-73
Joe Licata	1981
Tony Lieb sack	1991
Doug Little	1983-86
Woody Litwhiler	1962-64
LaWhit Lizzmore	1991
Ed Lockhart	1950-53
Brad Long	1977-78
Charlie Long	1961
Max Long	1953-56
George Lott	1968-69
Mike Loynd	1983-86
Jose Lugo	1974
Jim Lytle	1966-67
Keith Lytle	1989

-M-

Bob Madison	1960-61
Rick Madison	1961
Marty Maier	1973-74
Eric Mangham	1984-86
Harold Mangin	1961-62
Ed Mann	1953
Mike Martin	1965-66
Neil Martin	1965-66
Lionel Martinez	1980-81
Steve Marks	1964-66
Jose Marzan	1984-87
John Mason	1967
Jim Mathers	1966
Bob Mayer	1974-76
Jim McArdle	1976-77
Clyde McBride	1963
Monty McBride	1964-65
Owen McCarron	1958
Chad McClellan	1986
Gene McCormick	1957-60
Jim McCune	1964-65
Blane McDonald	1978-79
Rick McGlone	1974-77
Joe McKinney	1965-66
Mike McLeod	1975-77
Dale McMahan	1966
John McNeese	1991
Ray McShane	1960-62
Bob Merry	1953
Ron Mewbourne	1965-67
Billy "Cooter" Mills	1951-54
Don Milner	1978-79
Bart Mitchell	1982-84
Dave Mobley	1976-79
Orson Mobley	1982
Dave Morano	1978
Jack Morgan	1953
Fodd Morgan	1982-84
Al Moreya	1983
Rick Moss	1970-71
Ty Mueller	1989, 91
Don Murray	1963-65

-N-O-P-

John Nedeau	1990-91
Tim Nedin	1989
Carl Nelson	1957-60
Roger Nettles	1967
John Nicholas	1975-76
Dave Nichols	1971-72
Dick Nichols	1968-70
Joe Nichols	1976-79
Gary Nichols	1963-65
Jerry Nielsen	1987-88
Klyne Nowlin	1951-53
Pat Osburn	1970
Danny O'Brien	1973-75
Danny Owen	1975-76
Joe Pacetti	1985
Gary Painter	1989-90
Bert Palmer	1953
Derek Palmer	1979
Keith Parenteau	1980
Brad Parker	1988-90
Craig Patterson	1978-79
Ray Pearson	1953
Ed Peres	1972-73
Eduardo Perez	1989-91
Jerry Philip	1957-58
Tim Phillips	1980-82
Chris Pinder	1984
Charlie Pinkermann	1956-59
Keith Pitchford	1962-63
Bruce Pollack	1967
Chris Pollack	1986-87
Ed Porcelli	1986-87
Tim Porter	1969-70
Lynn Powell	1963
Dave Price	1970-72
Brad Prior	1976

-R-

Craig Ramsey	1976-79
Cliff Ranew	1964-65
Rocky Rau	1989-90
Bob Reboin	1989
Jim Reed	1964-65
Jody Reed	1983-84
Ray Revak	1984-85
Dave Rhino	1982
Marry Rice	1971-74
Mike Riebling	1967-69
Kevin Rigby	1978
Rim Riley	1978-79
Dan Roatche	1969-72
Chris Roberts	1990-91
Pete Roberts	1967
Kenny Robinson	1991
Matt Robinson	1982-83
Charlie Rodgers	1957-60
Marc Ronan	1988-90
Tom Rosa	1972-73
Jack Ross	1960-62
Larry Rothschild	1974
George Roundtree	1962-64
Mike Rudi	1987-88

-S-

Harry Saferight	1970-71
Rick Saffel	1979
Tom Sailor	1982
Chuck Sanders	1952-53
Deion Sanders	1987-88
Jerry Santos	1988-89
Pete Sarron	1965-66
Craig Saxner	1985-86
Bill Saunders	1976
Mac Scarce	1970-71
Mike Scarce	1971-72
Gayden Schafer	1953
Jim Scheller	1969-70
Ed Schneider	1980-81
Greg Schnute	1968-70
Jim Seever	1953
Nandy Serrano	1991
John Sheppard	1957-58
Bob Sherman	1961
Tim Sherrill	1972-73
Buddy Shaw	1983
Ken Shimchak	1977-79
Gordon Shirah	1954-56
Jamey Shouppe	1981-82
Bob Shupack	1953
Howard Siegle	1974
Herb Sikes	1969-72

Ken Silvestri	1971-72
Bob Skala	1953
Craig Skok	1968-69
Mike Skoutelakis	1987
Mike Slade	1969-72
Ken Sloan	1966
Paul Sorrento	1984-86
David Sorokowski	1988-89
David Smalley	1980-83
Frank Slusser	1956-58
Dwight Smith	1961-63
Jackie Smith	1976-77
Ken Smith	1985
Kevin Smith	1985
Roger Smith	1972-73
Rick Snyder	1971-73
Kyle Spitzer	1982
James Spooner	1960-62
Gary Sprague	1967
Bill Stagland	1961
Scott Steinitz	1989
Darnell Stewart	1966-67
Kent Stille	1963
Jack Straub	1953
Michael Stubbs	1988
Len Sullivan	1967
Marv Stringfellow	1965-67
Ken Suarez	1963
Walt Sumner	1968-69
Bob Sutton	1966
Harvey Sweeney	1954-56
Alan Swindle	1980-82
Carl Szymanski	1974

-T-U-V-

Steve Taddeo	1986-87
Houston Taff	1966
John Marc Tamayo	1988-90
Jeff Tandlich	1974
Bruce Tanner	1981-83
Buddy Teagle	1960-62
Steve Tebbetts	1973-75
Al Thomas	1962-63
Mike Thomas	1976
Paul Thomas	1984-87
Tom Thomas	1966-67
Jeff Tibbitts	1991
Mike Tice	1978-79
Ed Tracygier	1961
Ronnie Traylor	1978-79
Doug Treadway	1983-84
John Tucker	1961-62
Gale Tuggle	1955-56
Jerry Turner	1961
Fred Twomey	1954-57
Pat Underhill	1989
Mike Vasquez	1968-71
Bob Vaughn	1955-56
Gary Viero	1976
Wayne Vincent	1966-68

-W-Y-Z-

Bobby Waits	1954-57
Doug Walker	1960-61
Jim Ward	1965-66
John Wasdin	1991
Jim Weaver	1980
Ham Wernke	1954-55
Bill Westendick	1957-60
Ed West	1976
Jimmy White	1960-62
Chuck Witaker	1967-68
Chas Widden	1953
Dick Wiggins	1979-80
Bob Wilcox	1964-65
Denny Williams	1972-73
Laverne Williams	1953
Bill Williamson	1962-63
Gary Williamson	1963-64
John Wolfner	1979-80
Howard Wood	1967
Woody Woodward	1962-64
Bob Woolley	1965-67
Bob Wynn	1953-54
Ed Yarnell	1966-67
Mike Yastrzemski	1980-83
Manny Yglesias	1953
Greg Zera	1968-71
Bill Ziegler	1966-67
Roger Zimmerman	1961
Tom Zoeller	1983-86

ALL-TIME COACHING RECORDS



CHARLIE ARMSTRONG
(1948-51)

YEAR	W-L-T	PCT.
1948	9- 8- 0	.529
1949	11- 8- 0	.579
1950	13- 7- 0	.650
1951	16- 6- 0	.727
TOTALS	49-29-0	.628



RALPH MATHERLY
(1952-54)

YEAR	W-L-T	PCT.
1952	17- 4- 0	.810
1953	13-10- 1	.563
1954	13- 8- 0	.619
TOTALS	43-22-1	.659




DANNY LITWHILER
(1955-63)

YEAR	W-L-T	PCT.
1955	17- 6- 0	.739
1956	25- 7- 0	.781
1957	22- 9- 0	.710
1958	20- 7- 0	.741
1959	22-11- 0	.667
1960	13- 9- 0	.591
1961	21- 7- 0	.750
1962	23-14- 0	.622
1963	26-13- 0	.667
TOTALS	189-82-0	.697



FRED HATFIELD
(1964-68)

YEAR	W-L-T	PCT.
1964	23-13- 0	.639
1965	32-11- 1	.739
1966	39-13- 0	.750
1967	32-14- 0	.696
1968	35- 6- 0	.854
TOTALS	161-57-1	.737



JACK STALLINGS
(1969-74)

YEAR	W-L-T	PCT.
1969	38-13- 1	.726
1970	49- 9- 1	.839
1971	41-16- 0	.719
1972	45-23- 0	.662
1973	38-21- 0	.644
1974	37-25- 0	.597
TOTALS	248-107-2	.697




WOODY WOODWARD
(1975-78)

YEAR	W-L-T	PCT.
1975	49-10- 0	.831
1976	40-16- 0	.714
1977	37-13- 0	.740
1978	44-18- 0	.710
TOTALS	170-57-0	.749



DICK HOWSER
(1979)

YEAR	W-L-T	PCT.
1979	43-17- 1	.713



MIKE MARTIN
(1980-PRESENT)

YEAR	W-L-T	PCT.
1980	51-12- 0	.810
1981	56-23- 0	.709
1982	56-17- 1	.764
1983	55-18- 1	.750
1984	55-29- 0	.655
1985	59-23- 0	.720
1986	61-13- 0	.824
1987	55-18- 0	.753
1988	50-18- 1	.714
1989	54-18- 0	.750
1990	57-15- 0	.792
1991	*56-15- 0	.803
TOTALS	665-219-3	.751

**Includes forfeit loss to Louisville.*

COACHING RECORDS BY PERCENTAGE

COACH (Years)	RECORD	PCT.
Mike Martin (1980-91)	665-219- 3	.751
Woody Woodward (1975-78)	170- 57- 0	.749
Fred Hatfield (1964-68)	161- 57- 1	.737
Dick Howser (1979)	43- 17- 1	.713
Jack Stallings (1969-74)	248-107- 2	.69747
Danny Litwhiler (1955-63)	189- 82- 0	.69741
Ralph Matherly (1952-54)	43- 22- 1	.659
Charlie Armstrong (1948-51)	49- 29- 0	.628



FSU IN THE NCAA CHAMPIONSHIPS

FSU IN THE COLLEGE WORLD SERIES

All-Time CWS Record 15-22
 Appearances 11
 First Appearance 1957
 Last Appearance 1991
 Top Finish Second (1986, 1970)
 CWS Appearances 1957, 62, 63, 65, 70, 75, 80, 86, 87, 89, 91

FSU IN THE NCAA PLAYOFFS

(Regional/District 3)
 All-Time Record 64-41
 Appearances 29
 First Appearance 1956
 Last Appearance 1991
 Consecutive Appearances 14

YEAR-BY-YEAR NCAA & CWS RESULTS

OPPONENT FSU OPP W-L

1956 NCAA DISTRICT 3 PLAYOFFS

GASTONIA, NORTH CAROLINA
 Duke 2 1 W
 Duke 2 4 L
 Duke 6 7 L

1957 NCAA DISTRICT 3 PLAYOFFS

GASTONIA, NORTH CAROLINA
 Georgia Teachers 5 3 W
 Duke 3 2 W
 Duke 6 8 L
 Duke 4 1 W

1957 COLLEGE WORLD SERIES

OMAHA, NEBRASKA
 Penn State 0 7 L
 Connecticut 3 5 L

1958 NCAA DISTRICT 3 PLAYOFFS

GASTONIA, NORTH CAROLINA
 Geo. Washington 3 1 W
 Florida 1 2 L
 Clemson 5 8 L

1959 NCAA DISTRICT 3 PLAYOFFS

GASTONIA, NORTH CAROLINA
 Geo. Washington 3 2 W
 Clemson 2 24 L
 Georgia Tech 16 9 W
 Clemson 0 5 L

1961 NCAA DISTRICT 3 PLAYOFFS

GASTONIA, NORTH CAROLINA
 West Virginia 3 1 W
 Duke 2 7 L
 West Virginia 3 4 L

1962 NCAA DISTRICT 3 PLAYOFFS

GASTONIA, NORTH CAROLINA
 Florida 0 1 L
 West Virginia 6 5 W
 Florida 3 1 W
 Wake Forest 10 8 W
 Wake Forest 3 2 W

1962 COLLEGE WORLD SERIES

OMAHA, NEBRASKA
 Santa Clara 5 1 W
 Ithaca 5 4 W
 Michigan 7 10 L
 Santa Clara 6 11 L

1963 NCAA DISTRICT 3 PLAYOFFS

GASTONIA, NORTH CAROLINA
 Auburn 4 3 W
 Wake Forest 12 4 W
 Wake Forest 5 6 L
 Wake Forest 11 5 W

1963 COLLEGE WORLD SERIES

OMAHA, NEBRASKA
 W. Michigan 5 2 W
 Arizona 3 4 L
 Southern Cal 3 4 L

1965 NCAA DISTRICT 3 PLAYOFFS

GASTONIA, NORTH CAROLINA
 Mississippi State 3 6 L
 Maryland 7 3 W
 Mississippi State 6 2 W
 Furman 2 1 W
 Furman 7 5 W

1965 COLLEGE WORLD SERIES

OMAHA, NEBRASKA
 Ohio State 1 2 L
 Texas 3 2 W
 St. Louis 3 5 L

1966 NCAA DISTRICT 3 PLAYOFFS

GASTONIA, NORTH CAROLINA
 Mississippi State 3 4 L
 East Carolina 6 4 W
 Mississippi State 7 0 W
 North Carolina 6 5 W
 North Carolina 4 6 L

1967 NCAA DISTRICT 3 PLAYOFFS

GASTONIA, NORTH CAROLINA
 Clemson 5 3 W
 Auburn 3 13 L
 Clemson 4 6 L

1968 NCAA DISTRICT 3 PLAYOFFS

GASTONIA, NORTH CAROLINA
 East Carolina 1 2 L
 Auburn 6 1 W
 East Carolina 3 2 W
 N. Carolina State 15 12 W
 N. Carolina State 1 4 L

1970 NCAA DISTRICT 3 PLAYOFFS

GASTONIA, NORTH CAROLINA
 East Carolina 2 0 W
 Maryland 10 1 W
 Mississippi State 5 4 W

1970 COLLEGE WORLD SERIES

OMAHA, NEBRASKA
 Arizona 4 0 W
 Dartmouth 6 0 W
 Texas 1 5 L
 Ohio 2 0 W
 Texas 11 2 W
 Southern Cal 1 2 L

1972 NCAA DISTRICT 3 PLAYOFFS

GASTONIA, NORTH CAROLINA
 South Alabama 5 6 L
 Richmond 10 5 W
 Mississippi 3 8 L

1975 NCAA REGIONAL

STARKVILLE, MISSISSIPPI
 Miami 1 0 W
 LSU 4 2 W
 Miami 6 5 W

1975 COLLEGE WORLD SERIES

OMAHA, NEBRASKA
 E. Michigan 1 2 L
 Seton Hall 0 11 L

1976 NCAA REGIONAL

TALLAHASSEE, FLORIDA
 Jacksonville 6 1 W
 Auburn 1 2 L
 Jacksonville 7 9 L

1978 NCAA REGIONAL

MIAMI, FLORIDA
 Marshall 0 4 L
 Miami 2 7 L

1979 NCAA REGIONAL

TALLAHASSEE, FLORIDA
 Florida 5 9 L
 Delaware 6 7 L

1980 NCAA REGIONAL			
TALLAHASSEE, FLORIDA			
New Orleans	10	8	W
Western Kentucky	19	7	W
Western Kentucky	10	5	W
1980 COLLEGE WORLD SERIES			
OMAHA, NEBRASKA			
Hawaii	6	7	L
Arizona	3	5	L
1981 NCAA REGIONAL			
MIAMI, FLORIDA			
Florida	5	1	W
Minnesota	9	5	W
Miami	6	14	L
Florida	4	5	L
1982 NCAA REGIONAL			
AUSTIN, TEXAS			
Eastern Michigan	2	7	L
Ohio State	8	3	W
Oklahoma	5	6	L
1983 NCAA REGIONAL			
TALLAHASSEE, FLORIDA			
South Alabama	8	2	W
Alabama	5	7	L
Miami	5	10	L
1984 NCAA REGIONAL			
TALLAHASSEE, FLORIDA			
Stetson	7	10	L
East Carolina	4	7	L
1985 NCAA REGIONAL			
TALLAHASSEE, FLORIDA			
George Mason	11	0	W
Georgia Tech	9	1	W
Arkansas	6	7	L
Georgia Tech	3	8	L

1986 NCAA REGIONAL			
TALLAHASSEE, FLORIDA			
N. Carolina State	10	6	W
Texas A & M	12	9	W
South Florida	11	7	W
1986 COLLEGE WORLD SERIES			
OMAHA, NEBRASKA			
Indiana State	5	3	W
Miami	7	2	W
Arizona	5	9	L
Oklahoma State	6	5	W
Miami	4	3	W
Arizona	2	10	L
1987 NCAA REGIONAL			
TALLAHASSEE, FLORIDA			
East Carolina	10	5	W
Miami	5	2	W
South Alabama	12	3	W
South Alabama	3	6	L
South Alabama	9	2	W
1987 COLLEGE WORLD SERIES			
OMAHA, NEBRASKA			
LSU	2	6	L
Arizona State	3	0	W
Texas	4	6	L
1988 NCAA REGIONAL			
TALLAHASSEE, FLORIDA			
Stetson	10	3	W
Tulane	8	6	W
Florida	3	9	L
Stetson	2	7	L
1989 NCAA REGIONAL			
TALLAHASSEE, FLORIDA			
Rider	13	7	W
South Florida	8	1	W
Auburn	7	6	W
Clemson	8	1	W

1989 COLLEGE WORLD SERIES			
OMAHA, NEBRASKA			
North Carolina	4	2	W
Wichita State	4	2	W
Wichita State	4	7	L
Wichita State	9	12	L
1990 NCAA REGIONAL			
STARKVILLE, MISSISSIPPI			
Lafayette	7	2	W
Central Michigan	4	2	W
Mississippi State	8	11	L
Illinois	6	4	W
Mississippi State	11	9	W
Mississippi State	3	4	L
1991 NCAA REGIONAL			
TALLAHASSEE, FLORIDA			
Coastal Carolina	6	0	W
Fla. International	6	3	W
Alabama	5	2	W
Alabama	6	5	W
1991 COLLEGE WORLD SERIES			
OMAHA, NEBRASKA			
Fresno State	3	6	L
Florida	0	5	L

College World Series results in bold italic.



**BEFORE
OR
AFTER
THE
GAME...**



...The ultimate in casual dining and variety. The Grille offers a selection of prime steaks, country ribs, chicken and regional seafood grilled over your choice of mesquite or hickory wood. Build your own gourmet burgers or try our new 100 item salad bar. Breakfast, Lunch and Dinner served seven days a week.

...Authentic Australian flavor in Tallahassee's most unique nightclub. The best audio and visual entertainment every night. Happy Hour Drink Specials and a Complimentary Food Bar.

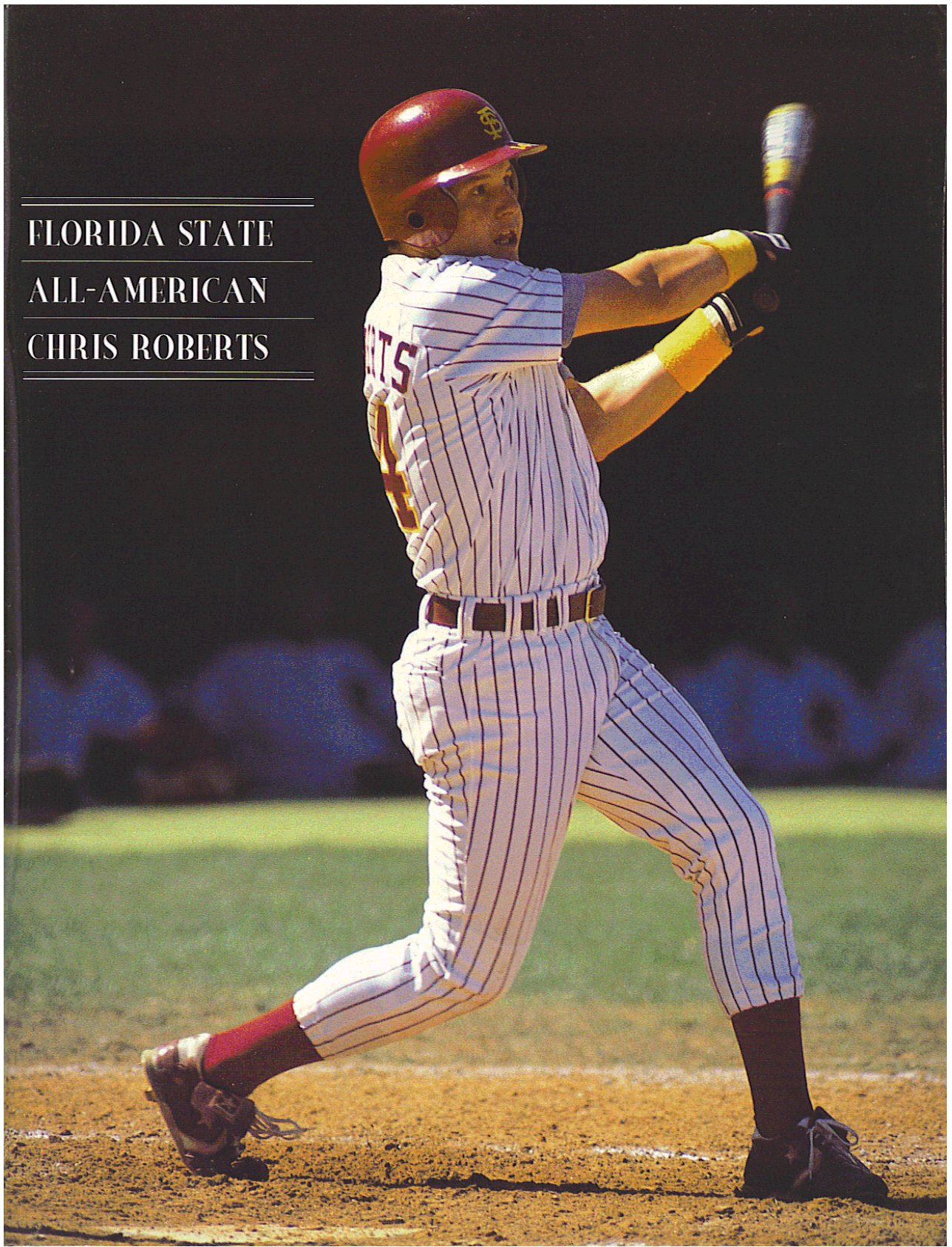


...See the nation's funniest comedians, featuring two shows every Friday and Saturday night in Dooley's Down Under, Tallahassee's original comedy club.

RAMADA INN
TALLAHASSEE

2900 North Monroe Street
Tallahassee, Florida 32303
386-1027

FLORIDA STATE
ALL-AMERICAN
CHRIS ROBERTS



10-K CHOICE OF THE SEMINOLES



All you gotta be
is thirsty...



Proud Sponsor of
FSU Athletics.