



1922 REVIEW

STAN

'92 IN REVIEW

RETURN TO OMAHA!

Dominant Pitching & A Miraculous Comeback Sends FSU Back to the College World Series

Mission Impossible: win five straight games in three days. After an opening round loss in the South II Regional Tournament, the 1992 Seminoles faced that task. If Florida State was to return to Omaha for its second straight College World Series, they had to make it possible.

They did. Florida State completed its mission thanks primarily to a dominant, and deep, pitching staff and flashes of outstanding defense. With those five straight wins, the Seminoles return to where they left off last season—Rosenblatt Stadium and the College World Series.

The Florida State baseball team had ended 1991 with a couple of “good-byes” as the Seminoles bid farewell to All-Americans Pedro Grifol and Eduardo Perez. FSU also said so long to its 16-year affiliation with the Metro Conference.

In 1992, Florida State was introduced to Atlantic Coast Conference baseball. The Seminoles also welcomed a new member to the coaching staff when Lazaro “Lazer” Collazo left intrastate rival Miami to tutor the Seminole hurlers.

The Seminoles would lose their opening game at the 43rd College World Series to Cal State Fullerton as Phil Nevin greeted FSU reliever John Nedeau with a grand slam homer to break a 2-2 tie in the sixth and power the Titans to a 7-2 win. Florida bounced back to beat California 5-4. Ty Mueller belted a three-run homer and Tim Davis refused to be beaten with a gutsy, complete game effort. Fullerton would blank Florida State 6-0 to eliminate the Seminoles.

Florida State finished 49-21, just one win short of the 50-win plateau Head

Coach Mike Martin had led the Seminoles to 12 consecutive times. Ironically, this was one of Martin's best coaching jobs.

Florida State opened 1992 at home against the College of Charleston. Martin had two goals for his seventh-ranked Seminoles: get the wins to build confidence, and play everybody. The Seminoles did just that before heading West for an early season test against 19th-ranked Arizona State, where two days of rain forced a double-header Sunday. In the first game, Tim Davis came on in the fifth and shut down the Sun Devils, winning a pitchers' duel, 4-2, before ASU evened the series in game two, handing FSU its first loss.

After a three-game sweep over VMI at home, Florida State hit the road to take on top-ranked Florida. FSU came out on top in an intense battle of Top 10 teams as Roger Bailey threw *nine* innings of two-hit ball while striking out 12 to win 2-1. Junior Chris Roberts showed why he is one of the country's best all-around players with a two-run single in the third.

Florida State got its first taste of ACC baseball when Duke came to town for a three-game series. The Seminoles took two-of-three from the Blue Devils. After a 13-run outburst in the first game, the FSU bats went sour the rest of the series. The


Tribe lost Saturday and won game three 1-0 behind a brilliant pitching performance by Roberts, who earned ACC Pitcher of the Week honors.

The Seminoles next saw action in the Oscar Mayer Classic in Minneapolis, Minn. Behind powerful pitching performances by Bailey and Roberts, Florida State beat Minnesota and Mississippi State, 3-1 and 5-1 respectively, but fell to Texas A&M, 9-1.

Martin's Seminoles ran off a nine-game win streak in early March. Florida State reached as high as No. 3 in the polls,



All-American Chris Roberts was Mr. Do-It-All for the Seminoles in 1992. He was one of two first-round draft picks from Florida State last year.



Fire & Ice

... a winning combination of great food & world class beverages.

ROTISSERIE CHICKEN
- DELICIOUS & HEALTHY -
HOT WINGS, COLD BEER,
6 TVs FOR SPORTS, AND
THE WORLD BEER TOUR
... 140 BRANDS FROM
AROUND THE WORLD

656-0330



1433 E. LAFAYETTE - ACROSS FROM GOVERNOR'S SQUARE ON THE PARKWAY

holding that spot for four consecutive weeks. The Seminoles appeared to be approaching peak form with the heart of the ACC schedule right around the corner.

FSU took two at North Carolina, winning the first and rubber games of the series. The Seminoles cruised past Georgia State and opened a series with N.C. State with a pair of wins before the Wolfpack claimed the final game at Howser Stadium. Rain shortened the Virginia series to two games, which Florida State

won.

The Seminoles entered the Clemson series with a 26-5 record overall, an 8-3 mark in ACC play and a No. 3 national ranking. But Florida State's trademarks — pitching and solid defense — went awry. The Tigers handily swept the Seminoles as FSU was outscored 36-4 while committing 14 errors over the weekend.

The Seminoles needed to snap right back at home. After a two-game set with Mercer, the toughest part of the schedule loomed with eight straight games versus ranked opponents in April.

Nationally-ranked Georgia Tech came to town, and starting pitchers Bailey and Roberts were again called to lift FSU to victory. Each threw eight strong innings and earned a win.

Searching for a third starter, Martin and Collazo turned to Davis, who got his first start of the season

against Tech after a great run as the Seminoles' closer. Despite taking a loss, Davis proved as effective starting as coming from the pen.

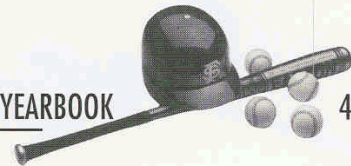
Next, Florida State received a confidence boost with a 4-0 victory over Florida. LaWhit Lizzmore and John Nedeau combined on the shutout, while senior rightfielder Chris Brock led the offense with a triple and an inside-the-park homer.


The next weekend, Miami made its annual trip to Tallahassee an eventful one as FSU alum Ron Fraser brought his UM team to town one last time. Florida State was swept at home for the first time in 20 years. In each game, the Hurricanes jumped out to an early lead and let its bullpen repel the Seminole comeback threat.

Looking to snap a four-game losing streak and regain second place in the ACC, as well as its self-respect, Florida State traveled to Winston-Salem for a series with Wake Forest. The Tribe earned a sweep with starters Roberts, Davis and Bailey picking up wins. Roberts also provided offensive fireworks. In his first action at first base, he drove in five runs and collected three doubles as the Semi-

FSU 1992 STARTERS

POSITION	PLAYER, GAMES
Catcher	Weaver 47, Dunbar 12, Cook 11
First Base	McCray 46, Roberts 15, Armstrong, 9
Second Base	Liebsack 44, Bevis 25, Armstrong 1
Third Base	Serrano 70
Shortstop	Jarrett 69, Yarbrough 1
Rightfield	Brock 64, Rigney 5, Jordan 1
Centerfield	Mueller 64, Roberts 1, Jordan 5
Leftfield	Roberts 28, Felder 13, Hodges 11, Jordan 6, Mueller 4, Brock 4, Bevis, 2, Rigney 1
Designated Hitter	Roberts 21, Bevis 18, Felder 11, Armstrong 5, Rigney 5, Cook 4, Liebsack 2, Weaver 1, Mueller 1, Jordan 1, McCray 1





Roger Bailey won 15 games for Florida State in 1992. He won 35 games in three seasons and was chosen by the Colorado Rockies in the third round of last June's draft.

nole bats came alive.

Florida State closed out April in Miami. Roger Bailey lifted the Seminoles to victory with a four-hitter on Sunday after FSU had dropped the first two contests. Martin called that 3-2 win the biggest victory of the year; it came after a heart-breaking loss Saturday that saw UM score the winning run on an error in the bottom of the ninth. That defeat overshadowed an unbelievable performance by Roberts, who struck out 11 and threw 170 pitches.

For its successes in March, Florida State suffered through April. The Seminoles finished the month below .500 at 7-8.

As May began, Florida State knew what it needed to do and did just that, at Maryland's expense. In the final ACC series before the league tournament, FSU exploded for 45 runs on 53 hits while allowing the Terps only 12 runs. Senior Nandy Serrano hit .583 with nine RBI and seven runs scored over the three-game set and was named one of two ACC Players of the Week.

Florida State extended its winning streak to five games entering the ACC

Tournament with a 4-1 win over Florida in Gainesville. The Seminoles broke a 1-1 tie with three runs in the eighth as Bailey and Davis combined on a two-hitter. Florida State won the season series from UF, 3-1.

In its inaugural year in the Atlantic Coast Conference, the Seminoles racked up a 16-7 record to earn the second seed entering the conference tournament. FSU won the season series with every ACC foe, with the exception of Clemson. The Tribe took two of three games from Georgia Tech, N.C. State, Duke and North Carolina and swept Virginia, Maryland and Wake Forest.

In the tournament, Clemson again proved to be FSU's nemesis as the Tigers handed FSU both its losses there. After a bye, Florida State opened the playoffs with a 6-1 win over Wake Forest.

With nearly 9,000 Clemson fans filling Greenville Municipal Stadium, the Tigers sent FSU into the losers bracket, 5-2.

The next day, Florida State rebounded. Bailey pitched the Seminoles past North Carolina, 7-3. Later that same day, junior Jim Rushworth threw the game of his life and the Seminoles bested eventual champion N.C. State, 1-0. Rushworth went the

'92 Honors

(First team unless otherwise indicated.)

CHRIS ROBERTS JUNIOR, PITCHER/FIRST BASE/ LEFT FIELD/DESIGNATED HITTER

Collegiate Baseball All-America Team
Baseball America All-America Team
ABCA All-America Team (2nd)
ABCA All-Atlantic Region Team
All-ACC Team
ACC All-Tournament Team
ACC Pitcher of the Week (twice)
ACC Player of the Week
Mizuno National Player of the Week
Oscar-Mayer Classic All-Tournament Team

ROGER BAILEY JUNIOR, PITCHER

Baseball America All-America Team (2nd)
ABCA All-America Team (3rd)
ABCA All-Atlantic Region Team
All-ACC Team (2nd)
ACC Pitcher of the Week

TIM DAVIS SENIOR, PITCHER

South II Regional Most Valuable Player
South II Regional All-Tournament Team
All-ACC Team (2nd)

NANDY SERRANO SENIOR, THIRD BASE

South II Regional All-Tournament Team
ACC Player of the Week
Oscar-Mayer Classic All-Tournament Team

TY MUELLER JUNIOR, CENTER FIELD


South II Regional All-Tournament Team
All-ACC Team (2nd)

CHRIS BROCK SENIOR, RIGHT FIELD

South II Regional All-Tournament Team

COLBY WEAVER FRESHMAN, CATCHER

South II Regional All-Tournament Team




distance, striking out eight and allowing only four hits.

Three teams remained on Championship Wednesday. After a draw, N.C. State received a bye. They would await the winner of the Florida State—Clemson rematch for the ACC Championship. Bryan Harris got the call on the mound for FSU, but could not stop the Clemson bats. The Tigers beat FSU for the fifth time in 1992 to advance to the title game.

As expected, there were individual honors for Seminole players during the season. Chris Roberts was named to Collegiate Baseball's All-America squad as a utility man. He earned ACC Player of the Week honors once and was also honored as the league's Pitcher of the Week on two occasions. The junior earned a spot on

the ACC All-Tournament team and the All-ACC squad. Roger Bailey, the league-leader in pitching victories, shared Pitcher of the Week honors early in the season while third baseman Nandy Serrano was a Co-Player of the Week in May. Bailey was named second team All-ACC, along with pitcher Tim Davis and centerfielder Ty Mueller. Davis and Mueller were also members of the South II All-Regional team. Joining them were Serrano, outfielder Chris Brock and catcher Colby Weaver. Davis was also honored with the Regional Most Valuable Player award.

Roberts and senior southpaw Davis were two of only 40 players nationwide invited to the 1992 Olympic Baseball Trials in June. Serrano was named to the Puerto Rican National Team.



Ty Mueller carried a hot bat in post-season play. He hit .323 in 1992 with six homeruns.


'92 FINAL RANKINGS

COLLEGIATE BASEBALL

TEAM	W-L
1. Pepperdine	48-11
2. Cal State Fullerton	46-17
3. Miami	55-10
4. Texas	48-17
5. Florida State	49-21
6. Oklahoma	43-24
7. Wichita State	56-11
8. California	35-28
9. Louisiana State	50-16
10. Clemson	50-14
11. Hawaii	49-14
12. Arizona	34-23
13. Oklahoma State	49-16
14. Notre Dame	48-15
15. Texas A&M	41-20
16. Florida	44-20
17. Western Carolina	44-21
18. Stanford	39-23
19. Ohio State	40-21
20. UCLA	37-26
21. Mississippi State	40-22
22. Virginia Commonwealth	35-12
23. Long Beach State	36-21
24. Georgia Tech	45-19
25. Minnesota	42-21

BASEBALL AMERICA

TEAM	W-L
1. Pepperdine	48-11
2. Cal State Fullerton	46-17
3. Miami	55-10
4. Texas	48-17
5. Wichita State	56-11
6. Louisiana State	50-16
7. Clemson	50-14
8. Oklahoma State	49-16
9. Florida State	49-21
10. Oklahoma	43-24
11. Stanford	39-23
12. Hawaii	49-14
13. Arizona	34-23
14. California	35-28
15. Notre Dame	48-15
16. Florida	44-20
17. Long Beach State	36-21
18. South Carolina	42-22
19. Texas A&M	41-20
20. North Carolina State	46-18
21. UCLA	37-26
22. Georgia Tech	45-19
23. Western Carolina	45-21
24. Virginia Commonwealth	35-12
25. South Alabama	44-16



1992 STATISTICS

Record: 49-21-0 Home: 32-9-0 Road: 12-7-0 Neutral: 5-5-0

BATTING


PLAYER	AVG	GP-GS	AB	R	H	2B	3B	HR	RBI	TB	SLG%	BB	HB	SO	OB%	SF	S	SB-SBA	PO	A	E	FLD%
Bailey, R.	1.000	22-0	1	0	1	1	0	0	0	2	2.000	0	0	0	1.000	0	0	0-0	15	39	5	.915
Yarbrough, C.	.381	20-1	21	6	8	2	1	0	10	12	.571	0	0	3	.381	0	0	0-0	3	5	4	.667
Cook, J.	.363	41-15	91	15	33	6	0	2	14	45	.495	7	1	25	.410	1	1	0-0	149	9	5	.969
Nedeau, J.	.333	19-0	3	1	1	1	0	0	0	2	.667	0	0	2	.333	0	0	0-0	4	6	2	.833
Jarrett, L.	.325	70-69	249	42	81	25	2	2	39	116	.466	27	2	31	.393	2	1	6-15	90	215	25	.924
Mueller, T.	.323	70-69	248	45	80	17	2	6	43	119	.480	29	6	62	.402	3	4	14-20	102	4	1	.991
Serrano, N.	.322	70-70	267	63	86	18	0	6	45	122	.457	25	10	26	.390	8	5	12-15	48	138	15	.925
Brock, C.	.321	70-68	234	36	75	20	4	3	47	112	.479	23	1	31	.378	4	3	9-14	111	7	4	.967
Armstrong, B.	.307	42-15	75	13	23	5	0	1	13	31	.413	7	2	16	.381	0	0	2-3	96	17	5	.958
Bevis, A.	.298	58-45	161	36	48	12	1	3	26	71	.441	33	1	35	.412	4	0	15-21	43	50	13	.877
Dunbar, M.	.294	14-12	34	6	10	1	1	1	6	16	.471	4	1	7	.405	1	0	2-5	104	12	5	.959
Liebsack, T.	.288	64-46	156	30	45	7	1	1	28	57	.365	23	7	22	.399	2	4	8-14	79	127	5	.976
Roberts, C.	.286	70-66	248	57	71	17	4	12	59	132	.532	33	1	46	.365	6	2	14-17	149	32	5	.973
Weaver, C.	.282	57-48	131	27	37	4	0	1	10	44	.336	19	6	34	.410	1	0	6-9	381	23	9	.978
Felder, K.	.268	28-24	97	22	26	7	0	4	15	45	.464	8	4	31	.345	1	0	0-2	11	0	0	1.000
Jordan, G.	.262	20-13	42	16	11	2	0	1	4	16	.381	9	2	7	.415	0	3	6-8	19	0	1	.950
Hodges, R.	.258	49-11	62	12	16	3	1	0	13	21	.339	9	2	15	.370	0	1	4-4	22	3	2	.926
McCray, K.	.256	65-47	168	32	43	11	0	4	32	66	.393	36	5	38	.398	2	2	4-9	396	31	4	.991
Rigney, J.	.180	31-11	61	12	11	2	0	2	7	19	.311	8	2	20	.296	0	0	3-3	9	1	1	.909
Cruz, C.	.000	9-0	1	0	0	0	0	0	1	0	.000	0	0	0	.000	0	0	0-0	0	0	0	.000
Wilson, P.	.000	20-0	1	0	0	0	0	0	0	0	.000	0	0	1	.000	0	0	0-0	4	14	1	.947
Wasdin, J.	.000	16-0	0	0	0	0	0	0	0	0	.000	1	0	0	1.000	0	0	0-0	3	5	2	.800
Davis, T.	.000	26-0	3	1	0	0	0	0	0	0	.000	0	0	1	.000	0	0	0-0	6	18	0	1.000
Florida State	.300	70	2354	472	706	161	17	49	412	1048	.445	301	53	453	.393	35	26	105-159	1853	789	118	.957
Opponents	.230	70	2278	267	524	74	9	32	233	712	.313	294	32	629	.327	16	31	86-121	1789	706	97	.963

GRAND SLAM: Florida State (1) Mueller 1, Opp (1)
CATCHER'S INTERFERENCE: Florida State (6) Dunbar 2, Weaver 4, Opp (2)
LEFT ON BASE: Florida State (509), Opp (547)
DOUBLE PLAYS: Florida State (61), Opp (58)

PITCHING

PLAYER	ERA	W-L	APP	GS	CG	SH	SV	IP	H	R	ER	BB	SO	2B	3B	HR	BF	O/AVG	BK	HB	PO	A	E	FLD%
Brock, C.	0.00	0-0	1	0	0	0	0	1.0	0	0	0	0	2	0	0	0	3	.000	0	0	111	7	4	.967
Lizzmore, L.	2.10	2-0	12	3	0	0	1	30.0	31	7	7	12	19	2	2	2	131	.272	0	1	0	6	0	1.000
Roberts, C.	2.34	8-4	14	14	6	1	0	100.0	81	40	26	43	84	10	0	3	429	.219	0	6	149	32	5	.973
Cruz, C.	2.35	0-0	8	0	0	0	0	15.1	13	7	4	12	18	1	0	1	75	.210	0	1	0	0	0	.000
Davis, T.	2.60	9-4	25	8	4	1	9	114.1	79	38	33	40	142	11	1	9	455	.197	0	5	6	18	0	1.000
Nedeau, J.	2.70	1-0	19	0	0	0	2	23.1	19	13	7	9	23	4	1	1	99	.226	0	3	4	6	2	.833
Wasdin, J.	3.16	3-3	16	6	0	0	1	42.2	34	24	15	21	57	4	1	3	183	.214	0	2	3	5	2	.800
Bailey, R.	3.17	15-5	22	21	3	0	0	139.1	127	56	49	69	130	18	4	7	611	.244	2	5	15	39	5	.915
Rushworth, J.	3.35	5-1	15	7	1	1	0	48.1	44	20	18	31	53	8	0	3	215	.242	0	2	3	8	1	.917
Harris, B.	4.21	3-3	20	6	0	0	1	57.2	51	32	27	33	62	10	0	2	259	.237	3	5	6	19	3	.893
Wilson, P.	4.34	3-1	20	5	0	0	1	45.2	45	30	22	24	39	6	0	1	207	.256	1	2	4	14	1	.947
Florida State	3.02	49-21	172	70	14	7	15	617.2	524	267	207	294	629	74	9	32	2667	.229	6	32				
Opponents	5.96	21-49		70	8	5	11	596.1	706	472	395	301	453	161	17	49	2770	.299	22	53				

WILD PITCHES: Florida State (43) Bailey 5, Nedeau 1, Roberts 10, Cruz 2, Rushworth 5, Wilson 4, Harris 4, Lizzmore 3, Wasdin 5, Davis 4; Opp (118)
PASSED BALLS: Florida State (23) Cook 2, Dunbar 7, Weaver 14; Opp (21)





The Greatest Victory In Sports Is Not In Any Record Book.

Whether you win or lose, sports teach you to come back with a better effort the next time. And that's one of the greatest victories you can achieve.


Sports also teach you teamwork, dedication and determination —

values you can apply to every aspect of your life.

NationsBank truly believes in this spirit of sportsmanship. And we are proud to support the excellent baseball program at Florida State University.

After all, sportsmanship has the power to make winners of us all. And we know of no greater victory than that.

NationsBank[®]
The Power To Make A Difference.™



You Know You Want Some!

Don't Drop the Ball.

Take a Short-Stop at Buffalo's After Catching the Game.

Visit our locations at:

320 East Tennessee
(224-WING)

1904 West Pensacola
(574-WING)

In the Verandas
on Market Street
(668-WING)

★ And Now on Panama City Beach ★
at 8752 Thomas Drive

1992 ACC STATISTICS

RECORD: 16-7-0; HOME: 9-3-0; ROAD: 7-4-0

BATTING

PLAYER	AVG	GP-GS	AB	R	H	2B	3B	HR	RBI	TB	SLG%	BB	HB	SO	OB%	SF	S	SB-SBA	PO	A	E	FLD%
Felder, Kenny, OF	.550	6-4	20	9	11	3	0	0	1	14	.700	1	2	4	.609	0	0	0-0	2	0	0	1.000
Dunbar, Marc, C	.444	3-3	9	2	4	0	1	0	3	6	.667	1	0	1	.545	0	0	0-1	17	1	2	.900
Meuller, Ty, OF	.357	23-23	84	14	30	6	1	3	19	47	.560	7	4	21	.427	1	2	5-6	29	2	0	1.000
Cook, John, C	.354	19-9	48	7	17	5	0	0	8	22	.458	4	0	12	.396	1	1	0-0	79	6	4	.955
Jarrett, Link, SS	.342	23-22	79	16	27	7	0	1	18	37	.468	9	0	11	.400	2	1	3-5	30	71	10	.910
Liebsack, Tony, IF	.318	21-12	44	13	14	0	1	1	7	19	.432	8	1	4	.434	0	2	4-7	28	34	0	1.000
Serrano, Nandy, 3B	.306	23-23	85	20	26	6	0	2	18	38	.447	8	3	8	.366	5	4	5-6	18	49	6	.918
Bevis, Allen, 2B	.302	19-16	53	14	16	3	0	1	7	22	.415	15	0	12	.456	0	0	7-10	16	21	7	.841
Armstrong, Bob, 1B	.294	17-8	34	5	10	3	0	0	2	13	.382	4	1	8	.385	0	0	1-1	39	13	2	.963
Brock, Chris, OF	.265	23-23	83	11	22	5	2	0	14	31	.373	6	0	12	.311	1	3	3-6	45	2	2	.959
Weaver, Colby, C	.250	16-13	32	11	8	0	0	0	2	8	.250	3	2	7	.368	0	0	1-1	93	3	3	.970
Hodges, Randy, OF	.241	17-6	29	8	7	1	0	0	5	8	.276	4	1	6	.353	0	1	1-1	11	0	0	1.000
Roberts, Chris, OFP	.224	23-30	76	9	17	6	1	1	20	28	.368	4	0	13	.253	3	1	1-2	37	11	1	.980
McCray, Kevin, 1B	.222	23-14	54	15	12	4	0	2	11	22	.407	10	3	11	.368	1	1	0-1	139	12	2	.987
Rigney, Justin, OF	.222	15-8	36	7	8	2	0	1	4	13	.361	4	1	9	.317	0	0	2-2	7	1	1	.889
Jordan, Grady, OF	.200	4-2	5	2	1	0	0	0	0	1	.200	0	1	0	.333	0	0	1-1	4	0	0	1.000
Yarbrough, Casey, SS	.167	8-1	6	0	1	1	0	0	2	2	.333	0	0	0	.167	0	0	0-0	2	2	4	.500
Nedeau, John, P	.000	5-0	2	0	0	0	0	0	0	0	.000	0	0	2	.000	0	0	0-0	1	1	0	1.000
Wilson, Paul, P	.000	4-0	1	0	0	0	0	0	0	0	.000	0	0	1	.000	0	0	0-0	2	3	0	1.000
Cruz, Charlie, P	.000	6-0	1	0	0	0	0	0	1	0	.000	0	0	0	.000	0	0	0-0	0	0	0	.000
Wasdin, John, P	.000	3-0	0	0	0	0	0	0	0	0	.000	1	0	0	1.000	0	0	0-0	1	1	0	1.000
FLORIDA STATE	.296	23	781	163	231	52	6	12	142	331	.424	89	19	142	.383	14	16	34-50	609	268	49	.947
Opponents	.262	23	785	113	206	32	4	14	98	288	.367	103	14	184	.359	8	15	35-48	596	249	37	.958

GRAND SLAM: FLORIDA STATE(1) Mueller, OPP (0)

CATCHER'S INTERFERENCE: FLORIDA STATE (2) DUNBAR 1, WEAVER 1, OPP (1)


LEFT ON BASE: FLORIDA STATE (160) OPP (205), DOUBLE PLAYS: FLORIDA STATE (20), OPP (14)

PITCHING

PLAYER	ERA	W-L	APP	GS	CG	SH	SV	IP	H	R	ER	BB	SO	2B	3B	HR	BF	O/AVG	BK	HB	PO	A	E	FLD%
Roberts, Chris, OFP	2.28	5-1	7	7	4	1	0	51.1	41	20	13	20	40	5	0	1	216	.220	0	3	37	11	1	.980
Lizzmore, Lawhit, P	2.61	0-0	4	0	0	0	1	10.1	14	3	3	3	8	0	1	1	51	.311	0	1	0	3	0	1.000
Davis, Tim, P	3.00	2-1	9	3	1	0	1	36.0	29	15	12	12	43	6	0	2	147	.223	0	1	0	5	0	1.000
Nedeau, John, P	3.38	1-0	5	0	0	0	0	8.0	6	5	3	2	6	2	1	0	33	.214	0	2	1	1	0	1.000
Rushworth, Jim, P	3.86	2-0	6	2	0	0	0	18.2	18	9	8	10	21	2	0	1	85	.247	0	2	2	5	1	.875
Cruz, Charlie, P	4.00	0-0	6	0	0	0	0	9.0	7	5	4	8	12	0	0	1	44	.200	0	1	0	0	0	.000
Bailey, Roger, P	4.83	5-1	6	6	0	0	0	41.0	49	23	22	24	29	8	2	4	196	.301	0	3	5	13	2	.900
Wilson, Paul, P	4.91	1-0	4	1	0	0	0	7.1	10	9	4	6	4	2	0	1	42	.294	0	0	2	3	0	1.000
Harris, Bryan, P	7.04	0-2	8	2	0	0	0	15.1	23	13	12	13	15	5	0	1	81	.365	1	1	2	9	2	.845
Wasdin, John, P	9.00	0-2	3	2	0	0	0	6.0	9	11	6	4	6	2	0	2	32	.321	0	0	1	1	0	1.000
FLORIDA STATE	3.86	16-7	58	23	5	2	4	203.0	206	113	86	103	184	32	4	14	927	.262	1	14				
Opponents	6.12	7-16		23	1	2	4	198.2	231	163	135	89	142	52	6	12	919	.296	2	19				

WILD PITCHES: FLORIDA STATE (18) Roberts 6, Bailey 1, Lizzmore 1, Wilson 1, Harris 3, Cruz 2, Rushworth 1, Davis 3, OPP (36)

PASSED BALLS: FLORIDA STATE (4) Dunbar 1, Weaver 3, Opp (5)



T A K I N



1993 BASEBALL SCHEDULE

FEBRUARY

DAY	DATE	OPPONENT	LOCATION	TIME
SAT	13	Winthrop University	Home	2:00 PM
SUN	14	Winthrop University	Home	2:00 PM
TUE	16	Appalachian State University	Home	3:30 PM
WED	17	Appalachian State University	Home	3:30 PM
FRI	19	College of Charleston	Home	3:30 PM
SAT	20	College of Charleston	Home	1:00 PM
SUN	21	College of Charleston	Home	2:00 PM
FRI	26	Titan Classic vs. Gonzaga	Fullerton, CA	6:00 PM
SUN	28	Titan Classic vs. Cal State Fullerton	Fullerton, CA	8:00 PM

MARCH

THR	4	University of Florida	Home	7:00 PM
FRI	5	University of Florida	Home	7:00 PM
SAT	6	University of Florida	Gainesville, FL	7:00 PM
SUN	7	University of Florida	Gainesville, FL	6:00 PM
WED	10	University of Central Florida	Daytona Beach, FL	7:30 PM
THR	11	Purdue University	Daytona Beach, FL	1:00 PM
FRI	12	University of North Carolina	Home	7:00 PM
SAT	13	University of North Carolina	Home	7:00 PM
SUN	14	University of North Carolina	Home	2:00 PM
TUE	16	University of Virginia	Home	7:00 PM
WED	17	University of Virginia	Home	7:00 PM
THR	18	University of Virginia	Home	3:30 PM
FRI	19	University of Northern Iowa	Home	7:00 PM
SAT	20	University of Northern Iowa	Home	7:00 PM
SUN	21	University of Northern Iowa	Home	1:00 PM
MON	22	Duke University	Durham, NC	3:00 PM
TUE	23	Duke University	Durham, NC	3:00 PM
WED	24	Duke University	Durham, NC	3:00 PM
FRI	26	North Carolina State University	Raleigh, NC	3:00 PM
SAT	27	North Carolina State University	Raleigh, NC	1:00 PM
SUN	28	North Carolina State University	Raleigh, NC	1:00 PM
TUE	30	Mercer University	Home	7:00 PM
WED	31	Mercer University	Home	5:30 PM

APRIL


FRI	2	Georgia Tech	Atlanta, GA	7:00 PM
SAT	3	Georgia Tech	Atlanta, GA	1:30 PM
SUN	4	Georgia Tech	Atlanta, GA	1:30 PM
WED	7	Mercer University	Home	7:00 PM
FRI	9	University of Miami	Home	7:00 PM
SAT	10	University of Miami	Home	7:00 PM
SUN	11	University of Miami	Home	2:00 PM
FRI	16	Wake Forest University	Home	7:00 PM
SAT	17	Wake Forest University	Home	7:00 PM
SUN	18	Wake Forest University	Home	2:00 PM
WED	21	Jacksonville University	Home	7:00 PM
FRI	23	University of Miami	Miami, FL	7:30 PM
SAT	24	University of Miami	Miami, FL	7:30 PM
SUN	25	University of Miami	Miami, FL	1:30 PM

MAY

SAT	1	University of Maryland	College Park, MD	2:00 PM
SUN	2	University of Maryland	College Park, MD	2:00 PM
MON	3	University of Maryland	College Park, MD	3:00 PM
WED	5	Jacksonville University	Home	7:00 PM
FRI	7	Clemson University	Home	7:00 PM
SAT	8	Clemson University	Home	7:00 PM
SUN	9	Clemson University	Home	2:00 PM
WED	12	Jacksonville University	Jacksonville, FL	7:00 PM
SAT-WED	15-19	ACC Tournament	Greenville, SC	TBA
FRI	21	Georgia State University	Home	7:00 PM
SAT	22	Georgia State University	Home	7:00 PM



NUMERICAL ROSTER

NO	NAME	POS
2	MICKEY LOPEZ	2B
4	MIKE MARTIN	C
5	KEVIN McCRAY	1B
6	PHILIP OLSON	P
7	CHAD SHEFFER	2B
10	LINK JARRETT	SS
12	RANDY HODGES	OF
13	GRADY JORDAN	OF
14	KEVIN KRIETEMEYER	IF
15	TODD HARRELL	P
16	MIKE SCHMITZ	1B
17	JOHN WASDIN	P
18	JACK NILES	3B/SS
19	JONATHAN JOHNSON	P
21	SCOTT SCHROEFFEL	OF
22	COLBY WEAVER	C
23	T. R. MARCINCZYK	OF
24	CLINT HENDRY	OF
25	DOUG MIENTKIEWICZ	1B
26	DANNY KANELL	P
27	DANNY DICHTER	P
29	BILLY LAWRENCE	P
30	TY MUELLER	OF
31	BRYAN HARRIS	P
32	PAUL WILSON	P
33	CHARLES McQUAIG	C
35	STEVEN MORGAN	P
39	DEREK REAMS	C/OF
43	JEFF TAM	P
44	JOHN NEDEAU	P
49	CHARLIE CRUZ	P



G T H E L E A D

1993



TEAM SINGLE GAME HIGHS & LOWS

HITTING

	HIGH	LOW
At Bats	61 vs. Georgia State (5/15)	26 vs. N.C. State (5/12)
Runs	36 vs. Georgia State (5/15)	0, Five Times
Hits	36 vs. Georgia State (5/15)	3 vs. Clemson, Western Carolina, Cal State Fullerton (5/29)
RBI	34 vs. Georgia State (5/15)	0, Six Times
Walks	11 vs. Coastal Carolina (3/7) 11 vs. Georgia State (5/15)	0 vs. Arizona State (2/9) 0 vs. Florida (2/19)
Strikeouts	15, Three Times	0 vs. Charleston Southern (3/4)
Doubles	8 vs. Georgia State (5/15)	0, 13 Times
Triples	2, Three Times	0, 55 Times
Home Runs	5 vs. Virginia Military (2/15)	0, 37 Times
Stolen Bases	7 vs. Charleston Southern (3/4)	0, 25 Times
Left On Base	13, Four Times	2, vs. Minnesota (2/28) 2, vs. Wake Forest (5/10)

FIELDING

	HIGH	LOW
Assists	18 vs. Maryland (5/1)	6, Three Times
Errors	7 vs. Clemson (3/28)	0, 17 Times
Double Plays	3, Three Times	0, 24 Times

PITCHING

	HIGH	LOW
Runs Allowed	14 vs. Clemson (3/29)	0, Seven Times
Earned Runs	11 vs. Clemson (3/29)	0, 13 Times
Hits Allowed	15 vs. Clemson (3/29) 15 vs. Cal State Fullerton (5/29)	2 vs. Florida (2/19) 2 vs. Florida (5/5)
Walks Issued	11 vs. Cal State Fullerton (6/2)	0 vs. Mississippi State (3/1) 0 vs. Coastal Carolina (3/6)
Strikeouts	16 vs. Charleston (2/2)	2 vs. Cal State Fullerton (6/2)

1992 RECORD BREAKDOWN

Home	32-9
Away	12-7
Neutral	5-5
Vs. Top 25 Teams	15-17
Extra Inning Games	1-0
Day Games	29-9
Night Games	20-12
Indoor Games	2-1
One-Run Games	10-5
Two-Run Games	4-2
In February	10-3
In March	16-6
In April	8-7
In May	15-4
In June	0-1
On Monday	1-1
On Tuesday	6-2
On Wednesday	7-2
On Thursday	1-1
On Friday	11-4
On Saturday	10-6
On Sunday	13-5
Longest Winning Streak	9
Longest Losing Streak	4
Vs. LH Starters	15-6
Vs. RH Starters	34-15
When Scoring 7 or Less Runs	26-21
When Scoring More Than 7 Runs	23-0
When Allowing 7 or Less Runs	48-13
When Allowing More Than 7 Runs	1-8
When Leading After 6 Innings	41-1
When Trailing After 6 Innings	3-19
When Tied After 6 Innings	5-1
When Scoring First	36-7

INDIVIDUAL SINGLE GAME HIGHS

HITTING


AT BATS: 7, Kenny Felder, Ty Mueller vs. Georgia State (5/15)
RUNS: 5, Felder vs. Georgia State (5/15)
HITS: 5, Felder vs. Maryland (5/2), Georgia State (5/15); Chris Brock vs. W. Carolina (5/24)
RBI: 6, Mueller vs. Virginia (3/25); Felder vs. Georgia State (5/15)
WALKS: 4, Kevin McCray vs. Charleston (2/1); Roberts vs. Coastal Carolina (3/7)
STRIKEOUTS: 3, 15 Times by eight players (Mueller 6, Roberts 2, Felder 2, McCray, Rigney, Brock, Weaver, Hodges)
DOUBLES: 3, Mueller vs. Stanford (5/23)
HOME RUNS: 3, Roberts vs. Coastal Carolina (3/6)
STOLEN BASES: 3, Roberts vs. Charleston Southern (3/4)

FIELDING

PUT OUTS: 15, McCray vs. Maryland (5/1)
ASSISTS: 6, Jarrett, Seven Times; Tony Liebsack vs. North Carolina (5/12)

PITCHING

INNINGS: 9.0, 14 Times (Bailey 3, Roberts 6, Davis 4, Rushworth)
FEWEST HITS ALLOWED: 2, Roger Bailey vs. Florida (2/19), 9 IP
FEWEST RUNS ALLOWED: 0, Roberts vs. Duke (2/23); Jim Rushworth vs. N.C. State (5/12); Tim Davis vs. Statson (5/22), 9 IP
FEWEST WALKS: 0, Roberts vs. Mississippi State (3/1); Bailey vs. Coastal Carolina (3/6), 9 IP
MOST STRIKEOUTS: 13, Davis vs. Wake Forest (4/18), 9 IP



Returning catcher Colby Weaver won the starting job midway through the 1992 season.

1992 RESULTS

DATE	OPPONENT	W-L-T	SCORE	SITE	OVERALL RECORD	CONF RECORD	PITCHER	OPP PITCHER	LINE	OPP LINE
2/01	College of Charleston	W	15- 3	H	1- 0	—	Roger Bailey (1-0)	Ken Mellette (0-1)	15-17-0	3- 7-2
2/02	College of Charleston	W	4- 1	H	2- 0	—	Jim Rushworth (1-0)	B.J. Walters (0-1)	4- 7-1	1- 4-1
2/09	Arizona State	W	4- 2	A	3- 0	—	Tim Davis (1-0)	Doug Newstrom (0-1)	4- 9-0	2- 9-0
2/09	Arizona State	L	1- 4	A	3- 1	—	Jim Rushworth (1-1)	Jeff Matranga (2-0)	1- 6-2	4- 9-0
2/14	Virginia Military	W	10- 4	H	4- 1	—	Roger Bailey (2-0)	Billy Goodrich (0-1)	10-10-4	4- 7-2
2/15	Virginia Military	W	20- 0	H	5- 1	—	Jim Rushworth (2-1)	Marc Phillips (0-1)	20-18-1	0- 3-1
2/16	Virginia Military	W	5- 4	H	6- 1	—	Tim Davis (2-0)	Pat O'Ferrall (0-1)	5-17-1	4- 5-1
2/19	Florida	W	2- 1	A	7- 1	—	Roger Bailey (3-0)	Marc Valdes (2-1)	2- 7-0	1- 2-0
2/21	Duke	W	13- 1	H	8- 1	1-0	Jim Rushworth (3-1)	Jack Zarinsky (1-1)	13-12-1	1- 5-3
2/22	Duke	L	4- 5	H	8- 2	1-1	John Wasdin (0-1)	Ryan Jackson (1-0)	4-10-2	5- 9-1
2/23	Duke	W	1- 0	H	9- 2	2-1	Chris Roberts (1-0)	Tony Runion (1-1)	1- 4-2	0- 4-2
2/28	Minnesota	W	3- 1	A	10- 2	—	Tim Davis (3-0)	Scott Bakkum (1-1)	3- 4-2	1- 6-0
2/29	Texas A&M	L	1- 9	N	10- 3	—	Paul Wilson (0-1)	Brian Harrison (2-0)	1- 7-3	9-14-0
3/01	Mississippi State	W	5- 1	N	11- 3	—	Chris Roberts (2-0)	Chuck Daniel (0-1)	5- 7-2	1- 4-2
3/03	Charleston Southern	W	14- 2	H	12- 3	—	Bryan Harris (1-0)	Jim Maas (1-2)	14-15-1	2- 3-3
3/04	Charleston Southern	W	13- 8	H	13- 3	—	Tim Davis (4-0)	Lee Miller (2-1)	13-14-3	8-12-1
3/06	Coastal Carolina	W	6- 1	H	14- 3	—	Roger Bailey (4-0)	Aaron Kunder (1-2)	6- 7-2	1- 5-2
3/07	Coastal Carolina	W	5- 2	H	15- 3	—	Chris Roberts (3-0)	Michael Davis (1-4)	5-10-3	2- 3-1
3/09	Richmond	W	2- 1	H	16- 3	—	Bryan Harris (2-0)	Mark Foster (0-1)	2- 5-2	1- 7-0
3/10	Richmond	W	5- 1	H	17- 3	—	Roger Bailey (5-0)	Sean Gavaghan (2-1)	5- 9-1	1- 5-0
3/11	Richmond	W	8- 2	H	18- 3	—	John Wasdin (1-1)	Craig Saccavino (0-1)	8-10-3	2- 6-3
3/13	North Carolina	W	9- 3	A	19- 3	3-1	Chris Roberts (4-0)	Jay Johnson (3-1)	9-11-3	3- 7-1
3/14	North Carolina	L	2-11	A	19- 4	3-2	Bryan Harris (2-1)	Jay MacMillan (2-1)	2- 6-5	11-11-1
3/15	North Carolina	W	4- 2	A	20- 4	4-2	Roger Bailey (6-0)	Donnie Leshnock (1-1)	4- 5-1	2- 9-2
3/18	Georgia State	W	7- 1	H	21- 4	—	John Wasdin (2-1)	Robert Harrell (0-4)	7-14-1	1- 5-1
3/19	Georgia State	W	22- 0	H	22- 4	—	Paul Wilson (1-1)	Brock Radaker (0-4)	22-20-1	0- 2-4
3/20	N.C. State	W	4- 0	H	23- 4	5-2	Roger Bailey (7-0)	Terry Harvey (1-1)	4- 7-0	0- 5-0
3/21	N.C. State	W	12- 1	H	24- 4	6-2	Chris Roberts (5-0)	Shawn Senior (4-2)	12- 7-1	1- 4-4
3/22	N.C. State	L	4- 6	H	24- 5	6-3	Bryan Harris (2-2)	Matt Donahue (6-0)	4- 7-1	6-10-0
3/24	Virginia	W	4- 3	A	25- 5	7-3	Roger Bailey (8-0)	Kevin Stock (2-4)	4- 8-4	3- 8-3
3/25	Virginia	W	13- 7	A	26- 5	8-3	Paul Wilson (2-1)	Steve Lindner (2-3)	13-15-5	7-10-1
3/27	Clemson	L	4-10	A	26- 6	8-4	John Wasdin (2-2)	Scott Miller (6-0)	4- 7-2	10-12-2
3/28	Clemson	L	0-12	A	26- 7	8-5	Chris Roberts (5-1)	Michael Holtz (7-0)	0- 3-7	12-13-1
3/29	Clemson	L	0-14	A	26- 8	8-6	Roger Bailey (8-1)	Paxton Briley (2-0)	0- 4-5	14-15-0
3/31	Mercer	L	3- 4	H	26- 9	—	Tim Davis (4-1)	Mark Wright (6-1)	3- 9-4	4- 8-1
4/01	Mercer	W	8- 1	H	27- 9	—	John Wasdin (3-2)	Adams Ropp (2-1)	8-13-0	1- 4-2
4/03	Georgia Tech	W	9- 6	H	28- 9	9-6	Roger Bailey (9-1)	Brent Colson (6-2)	9-11-0	6-12-2
4/04	Georgia Tech	W	3- 2	H	29- 9	10-6	John Nedeau (1-0)	David Albert (6-2)	3-10-1	2- 6-1
4/05	Georgia Tech	L	3-10	H	29-10	10-7	Tim Davis (4-2)	Brett Binkley (4-0)	3-10-4	10-14-1
4/08	Florida	W	4- 0	H	30-10	—	LaWhit Lizzmore (1-0)	Rob Bonanno (2-1)	4- 8-1	0- 6-2
4/10	Miami	L	6-10	H	30-11	—	Roger Bailey (9-2)	Jeff Alkire (7-2)	6-13-1	10-12-1
4/11	Miami	L	3- 6	H	30-12	—	Chris Roberts (5-2)	Gus Gandarillas (4-1)	3- 8-3	6-10-0
4/12	Miami	L	5- 6	H	30-13	—	Tim Davis (4-3)	Silvio Censale (7-0)	5- 9-1	6-10-1
4/15	Florida	L	1- 3	H	30-14	—	Roger Bailey (9-3)	Rob Bonanno (4-1)	1- 4-3	3- 6-0
4/17	Wake Forest	W	9- 3	A	31-14	11-7	Chris Roberts (6-2)	Mike Buddie (6-2)	9-13-0	3- 9-2
4/18	Wake Forest	W	9- 4	A	32-14	12-7	Tim Davis (5-3)	Steve DeFranco (6-4)	9-15-1	4- 8-3
4/19	Wake Forest	W	11- 1	A	33-14	13-7	Roger Bailey (10-3)	Todd Jenkins (3-2)	11-13-1	1- 8-1
4/24	Miami	L	3- 7	A	33-15	—	Tim Davis (5-4)	Jeff Alkire (9-2)	3- 7-0	7- 9-0
4/25	Miami	L	4- 5	A	33-16	—	John Wasdin (3-3)	Danny Graves (2-0)	4-10-1	5- 8-0
4/26	Miami	W	3- 2	A	34-16	—	Roger Bailey (11-3)	Fadul Arrietta (1-1)	3- 8-2	2- 4-0
5/01	Maryland	W	12- 4	H	35-16	14-7	Chris Roberts (7-2)	David Mysel (0-4)	12-17-0	4- 8-2
5/02	Maryland	W	15- 3	H	36-16	15-7	Tim Davis (6-4)	John Rayne (4-3)	15-18-1	3- 9-0
5/03	Maryland	W	18- 5	H	37-16	16-7	Jim Rushworth (4-1)	Mark Barrett (2-2)	18-18-2	5-10-3
5/05	Florida	W	4- 1	A	38-16	—	Roger Bailey (12-3)	John Burke (7-5)	4- 9-1	1- 2-2
5/10	Wake Forest	W	6- 1	N	39-16	—	Tim Davis (7-4)	Steve DeFranco (7-5)	6- 8-0	1- 3-2
5/11	Clemson	L	2- 5	N	39-17	—	Chris Roberts (7-3)	Scott Miller (11-1)	2-10-0	5- 9-0
5/12	North Carolina	W	7- 3	N	40-17	—	Roger Bailey (13-3)	Jay MacMillan (2-5)	7-12-1	3- 8-0
5/12	N.C. State	W	1- 0	N	41-17	—	Jim Rushworth (5-1)	Shawn Senior (5-3)	1- 4-0	0- 4-0
5/13	Clemson	L	0-11	N	41-18	—	Bryan Harris (2-3)	Paxton Briley (7-1)	0- 7-3	11-10-0
5/15	Georgia State	W	36- 7	H	42-18	—	LaWhit Lizzmore (2-0)	Robert Harrell	36-36-5	7- 8-4
5/16	Georgia State	W	17- 4	H	43-18	—	Roger Bailey (14-3)	Gary Sheppard	17-16-1	4- 9-2
5/21	Western Carolina	L	0- 1	H	43-19	—	Roger Bailey (14-4)	Phillip Grundy (9-4)	0- 3-4	1- 5-0
5/22	Stetson	W	2- 0	H	44-19	—	Tim Davis (8-4)	Willard Brown (5-6)	2- 6-2	0- 7-3
5/23	Kent	W	4- 2	H	45-19	—	Chris Roberts (8-3)	Cale Jacobs (9-1)	4- 7-3	2- 9-2
5/23	Stanford	W	9- 4	H	46-19	—	Bryan Harris (3-3)	Matt Marengi (1-1)	9-14-0	4- 4-0
5/24	Western Carolina	W	4- 3	H	47-19	—	Roger Bailey (15-4)	Phillip Grundy (9-5)	4- 5-1	3- 7-2
5/24	Western Carolina	W	18- 3	H	48-19	—	Paul Wilson (3-1)	Jason Beverlin (4-3)	18-20-0	3- 8-6
5/29	Cal State Fullerton	L	2- 7	N	48-20	—	Roger Bailey (15-5)	Dan Naulty (12-3)	2- 3-1	7-15-2
5/31	California	W	5- 4	N	49-20	—	Tim Davis (9-4)	Brad Brown (7-5)	5- 9-0	4- 9-2
6/02	Cal State Fullerton	L	0- 6	N	49-21	—	Chris Roberts (8-4)	Mike Parisi (5-1)	0- 4-0	6- 6-1

