


FLORIDA STATE

'93 Year In Review



Florida State Head Coach Mike Martin knew 1993 would be a challenge. He would be forced to "re-build" with 19 newcomers, including 14 freshmen.

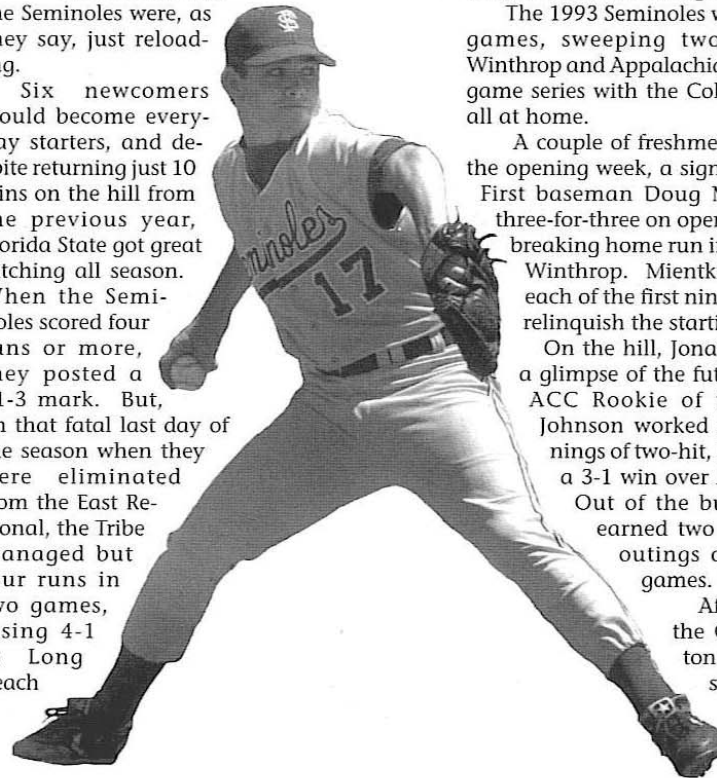
What made it exciting, however, is that those 19 newcomers made up what *Collegiate Baseball* called the best recruiting class in the nation.

Still, for the first time ever, the Seminoles were not ranked in the *Baseball America* preseason poll.

With the pitching staff depleted — losing the pitchers who totalled 39 of the 49 wins the year before in Roger Bailey, Chris Roberts and Tim Davis — '93 would indeed be a challenge for Martin's and his baseball trademarks — pitching, defense and speed.

As it turned out, the Seminoles were, as they say, just reloading.

Six newcomers would become everyday starters, and despite returning just 10 wins on the hill from the previous year, Florida State got great pitching all season. When the Seminoles scored four runs or more, they posted a 41-3 mark. But, on that fatal last day of the season when they were eliminated from the East Regional, the Tribe managed but four runs in two games, losing 4-1 to Long Beach



1993 STARTERS

RF	Hodges 53, Marcinczyk 6, Jordan 4, Schroeffel 2
CF	Jordan 36, Schroeffel 29, Mueller 54, Jordan 11
LF	Mueller 54, Jordan 11
3B	Lopez 45, Niles 11, Martin 9
SS	Jarrett 65
2B	Sheffer 60, Lopez 5
1B	Mientkiewicz 61, McCray 4
C	Martin 53, Weaver 12
DH	Schmitz 53, Mientkiewicz 3, Marcinczyk 3, McCray 2, Martin 2, Lopez 1, Kanell 1

State and 4-3 to Notre Dame.

For the first time in his 14 seasons, a Mike Martin-coached team did not win 50 games and/or reach the College World Series.

The 1993 Seminoles won their first seven games, sweeping two-game sets with Winthrop and Appalachian State and a three-game series with the College of Charleston, all at home.

A couple of freshmen stole the show in the opening week, a sign of things to come.

First baseman Doug Mientkiewicz went three-for-three on opening day, with a tie-breaking home run in FSU's 7-2 win over Winthrop. Mientkiewicz would hit in each of the first nine games, and never relinquish the starting job at first base.

On the hill, Jonathan Johnson gave a glimpse of the future. On his way to ACC Rookie of the Year honors, Johnson worked seven scoreless innings of two-hit, 10-strike-out ball in a 3-1 win over Appalachian State.

Out of the bullpen, Phil Olson earned two saves in as many outings over the first four games.

After rallying to beat the College of Charleston on a bases-loaded single by Ty Mueller, the Tribe bats came to life in 19-0 and 17-2



Colby Weaver congratulates Mike Schmitz after one of his team-high 13 home runs in 1993.

wins to finish the weekend. FSU would take a 7-0 record into its series with Cal-State Fullerton, the team that had knocked the Seminoles from the CWS the previous season.

Paul Wilson, Johnson and Olson teamed to beat the Titans in the series opener, 3-2. Wilson got the win, Johnson got the Tribe out of a jam, and Olson picked up the save. Fullerton's Mike Parisi handcuffed the FSU on Saturday, and the Titans scored seven times in the ninth to take the rubber match on Sunday, 13-6.

The schedule didn't get any easier, but the Seminoles would win 13 of their next 14 games to move their record to 21-3 and crack the top 10. They started with a four-game sweep of arch-rival Florida. Wilson won for the fourth time in as many starts, blanking the Gators on four hits in a 2-0 win. Ten-game winner John Wasdin moved to 3-0 the next night in a 9-3 FSU win.

When the series shifted to Gainesville, things picked up where they left off as Johnson, with help from Olson, beat the Gators 4-2. Florida fell apart in the final game, committing seven errors in an 8-4 FSU win.

Next, FSU would rally to beat Central Florida. Wasdin took a 4-0 lead into the ninth, but the Knights scored four runs to send the game into extra innings and spoil Wasdin's 13-strikeout performance. When UCF took a one-run lead in the 10th, Mike Martin kept

1993 HONORS

(First Team unless otherwise indicated)

Jonathan Johnson, Fr., RHP

ACC Rookie of the Year
Baseball America Freshman All-American
Collegiate Baseball Freshman All-American
Collegiate Baseball All-American (3rd Team)
East Regional All-Tournament Team

Doug Mientkiewicz, Fr., 1B

All-ACC Tournament Team
Baseball America Freshman All-American (2nd)
National Collegiate Baseball Writers
All-American (3rd Team)

Paul Wilson, So., RHP

1993 USA Senior National Team
All-ACC (2nd Team)
ACC Pitcher of the Week (3 Times)

Mike Martin, So., C/3B

1993 USA Senior National Team
ACC Player of the Week
East Regional All-Tournament Team

Mickey Lopez, Fr., 3B/2B

All-ACC Tournament Team
Collegiate Baseball Freshman All-American (HM)

Link Jarrett, Jr., SS

National Collegiate Baseball Writers
All-American (2nd Team)

Scott Schroeffel, Fr., OF

East Regional All-Tournament Team

Mike Schmitz, Jr., DH

All-ACC (2nd Team)


John Wasdin, Jr., RHP

ACC Pitcher of the Week

the 'Noles alive with a solo blast. In the 12th, Kevin McCray won it with a two-run homer. The next day, Purdue's bats were too much for the Tribe, 11-1.

Bad weather shortened FSU's first ACC series, a two-game sweep of North Carolina at home. Wilson won his fifth game in the opener on Friday night, and the Seminoles won on a 10th-inning walk to Mickey Lopez on Sunday, 4-3.

Before a spring break trip to North Carolina, the Tribe made easy work of Virginia and Northern Iowa. Wilson and Johnson hurled shutouts during the week, with Johnson fan-



As a freshman, Doug Mientkiewicz led the Seminoles in hitting with a .327 average.

ning a season-high 14 in a 6-0 blanking of UNI.

Wilson lost a pitcher's duel to Duke's Scot Schoenweiss in the spring break opener at Duke, 3-0. But Johnson, solidifying his role as a starter, beat the Blue Devils 3-1 in game two, and T.R. Marcinczyk smashed a pair of home runs in an 8-5 win in the final game.

After a day off, the Tribe was ambushed at N.C. State. Terry Harvey no-hit the Seminoles in an 8-0 Pack win in the opener. It was the first no-hitter ever pitched against Florida State. Wilson beat N.C. State 5-1 in the second game, but the Wolfpack would win 4-1 on getaway day.

After beating Mercer 11-2, the Seminoles headed for Atlanta and top-ranked Georgia Tech. The Jackets took the opener 10-3, but the young Seminoles, looking like a veteran club, answered with 17-3 and 5-1 wins to take the series, pounding out 31 hits in the two victories.

The trio of Wilson, Johnson and Wasdin struck again the following weekend as FSU swept Miami at Howser Stadium. Wilson blanked the 'Canes 7-0, then Johnson stifled UM on four hits in a 5-1 win, and Wasdin finished things off in a 6-2 victory in the series finale. In all, UM managed only 14 hits in the three games and FSU committed but one error.

The following day, the 31-7 Seminoles

climbed to number two in the *Baseball America* rankings. Amazing.

Before another three-game set with the 'Canes, Wake Forest became the first ACC team to take two of three at Florida State, and the Seminoles beat Mercer and Jacksonville. The 13-3 victory over JU came in Martin's 1,000th game as head coach.

At Mark Light Stadium in Miami, Wilson repeated his Tallahassee performance, blanking Miami on four hits to outlast UM's Fadul Arrieta, who lost the game and a no-hitter on a seventh inning single by Miami native Mickey Lopez. FSU won 1-0.

But UM returned the favor Saturday and Sunday, winning 4-3 in 12 innings in game two before taking a wild, 14-13 decision in the final game.

The Seminoles then took two of three at Maryland, beat Jacksonville, lost two of three at home to Clemson, and were beaten by the JU Dolphins on their way to the ACC Tournament.

As a result of finishing third in the regular season, FSU received a first-round bye. The Seminoles first met ACC-nemesis Clemson, who put the Tribe in the loser's bracket, 6-1. FSU then won three straight, taking out Virginia (11-2), and Georgia Tech (5-2) behind a stellar performance by Wasdin and a key, three-run homer by Mike Schmitz, before finally beating Clemson in Greenville, 7-5.

One game from the championship, N.C. State beat Florida State 5-1. This time the Seminoles managed 10 hits against Harvey, but could not capitalize.

The Seminoles tuned up for postseason play with 23-1 and 12-4 wins over Georgia State in preparation for the NCAA East Regional in Tallahassee. Seeded second behind Long Beach State, FSU won its first two to set up a meeting with the 49ers.

In its first game, the Tribe scored three runs in the seventh and added an insurance run in the eighth in a 4-2 win over South Florida. Mueller's grand slam in the top of the 10th lifted FSU to a 7-3 win over Notre Dame, making a winner of Johnson, who fanned 13 in nine innings.



Long Beach State University's Cobi Cradle lined a two-run homer over the right field screen in the seventh as the 49ers, who would win the East Regional and get one game away from the CWS finale, beat FSU 4-1. Notre Dame would eliminate the Tribe in the wee hours of Sunday morning, 4-3.

As FSU coaches watched Notre Dame and Long Beach State play on Championship Sunday, they were already counting the days to the 1994 season. The newcomers would be freshmen no longer.

The Winning Player...



...always plays for Lykes whether it's our
meaty jumbos, or our beef jumbos, they're always the M.V.P.
With our new Zip-Pak[®], they start fresh and stay fresh.



FLORIDA STATE

'93 Statistics

ALL GAMES

Record: 46-19-0 Home: 32-8-0 Road: 10-8-0 Neutral: 4-3-0

BATTING

PLAYER	AVG	GP-GS	AB	R	H	2B	3B	HR	RBI	TB	SLG%	BB	HB	SO	OB%	SF	S	SB-SBA	PO	A	E	FLD%
Reams, D.	.429	13- 0	14	2	6	1	0	0	5	7	.500	1	0	7	.467	0	0	0- 0	4	1	0	1.000
Hendry, C.	.364	34- 1	22	9	8	1	0	1	7	12	.545	3	0	6	.440	0	0	2- 3	7	0	0	1.000
Mientkiewicz, D.	.327	65-64	205	40	67	13	1	4	47	94	.459	50	2	28	.456	4	4	2- 3	491	54	4	.993
Schroeffel, S.	.309	61-31	123	24	38	8	0	0	14	46	.374	23	1	17	.419	1	5	9-17	57	1	3	.951
Schmitz, M.	.307	60-53	192	39	59	8	1	13	43	108	.563	21	5	36	.386	2	1	5-11	1	0	0	1.000
Martin, M.	.307	64-64	212	44	65	12	0	5	43	92	.434	36	7	31	.414	7	4	10-20	460	84	6	.989
Hodges, R.	.295	64-54	183	31	54	8	0	3	30	71	.388	23	2	46	.378	1	3	6-16	68	4	4	.947
Jordan, G.	.285	56-50	151	41	43	6	2	2	15	59	.391	23	1	46	.383	0	4	26-30	53	0	0	1.000
Weaver, C.	.279	42-12	61	12	17	4	0	1	10	24	.393	11	0	19	.400	1	0	1- 1	156	10	5	.971
Lopez, M.	.273	60-51	187	43	51	7	6	1	24	73	.390	36	3	31	.396	1	2	21-25	39	106	14	.912
Mueller, T.	.267	64-55	187	29	50	13	0	8	40	87	.465	34	5	49	.387	4	5	9-15	70	10	2	.976
McCray, K.	.261	49- 6	46	13	12	2	1	3	9	25	.543	15	2	15	.460	0	1	1- 2	107	9	1	.991
Marcinczyk, T.R.	.259	35- 9	54	11	14	4	0	3	15	27	.500	9	0	20	.365	0	0	1- 2	13	3	1	.941
Jarrett, L.	.242	65-65	248	38	60	12	0	0	22	72	.290	34	3	32	.337	3	4	4- 6	83	200	7	.976
Niles, J.	.238	45-12	63	13	15	2	0	1	13	20	.317	12	2	18	.372	1	2	4- 6	13	27	6	.870
Sheffer, C.	.213	63-60	169	33	36	10	2	2	26	56	.331	29	7	42	.348	2	3	19-25	101	139	16	.938
Kanell, D.	.182	23- 1	22	2	4	0	0	1	3	7	.318	1	0	5	.208	1	0	0- 0	1	0	0	1.000
Nedeau, J.	.000	23- 0	1	0	0	0	0	0	0	0	.000	0	0	1	.000	0	0	0- 0	5	14	3	.864
Harris, B.	.000	21- 0	1	0	0	0	0	0	0	0	.000	0	0	0	.000	0	0	0- 0	7	23	1	.968
FSU	.280	65	2141	424	599	111	13	48	366	880	.411	361	40	449	.394	28	38	120-182	1767	769	81	.969
Opponents	.237	65	2147	229	509	77	8	34	201	704	.328	253	36	621	.328	6	35	50-94	1692	665	94	.962

GRAND SLAM: FSU (2) Mueller 2, OPP (2)

CATCHER'S INTERFERENCE: FSU (3) Martin 1, Weaver 2, OPP (0)

LEFT ON BASE: FSU (491) OPP (489), DOUBLE PLAYS: FSU (59) OPP (53)

PITCHING

PLAYER	ERA	W-L	APP	GS	CG	SH	SV	IP	H	R	ER	BB	SO	2B	3B	HR	BF	O/AVG	BK	HB	PO	A	E	FLD%
Johnson, J.	1.68	10-1	17	13	3	1	0	107.1	80	26	20	52	124	10	1	3	440	.213	0	4	6	19	1	.962
Nedeau, J.	1.88	3-3	23	0	0	0	3	43.0	24	12	9	15	35	5	0	0	166	.166	0	2	5	14	3	.864
Wilson, P.	1.94	11-5	17	16	6	4	0	116.0	95	31	25	32	99	13	1	3	460	.230	1	8	16	27	4	.915
Morgan, S.	2.18	2-0	9	3	0	0	1	20.2	21	9	5	8	22	3	0	1	90	.266	0	2	0	5	1	.833
Wasdin, J.	3.15	10-1	18	16	1	0	0	114.1	104	47	40	34	138	20	1	12	472	.243	1	3	4	14	1	.947
Cruz, C.	3.27	0-1	20	1	0	0	2	22.0	22	8	8	18	28	3	0	1	101	.278	0	2	0	5	0	1.000
Tam, J.	4.03	0-2	22	0	0	0	1	29.0	24	14	13	16	29	2	1	4	129	.220	0	1	2	5	0	1.000
Harris, B.	4.06	6-5	21	11	0	0	0	77.2	77	40	35	40	82	14	3	5	338	.268	1	2	7	23	1	.968
Olson, P.	5.09	4-1	29	5	0	0	4	53.0	53	37	30	37	57	6	1	4	249	.264	0	8	3	9	1	.923
Schroeffel, S.	5.40	0-0	2	0	0	0	0	3.1	6	2	2	2	3	2	0	1	18	.375	0	0	57	1	3	.951
Kanell, D.	10.13	0-0	3	0	0	0	0	2.2	3	3	3	0	3	1	0	0	14	.273	0	3	1	0	0	1.000
FSU	2.90	46-19	181	65	10	8	11	589.0	509	229	190	254	620	79	8	34	2477	.237	3	35				
Opponents	5.97	19-46		65	9	2	5	564.0	599	424	374	355	451	111	13	48	2603	.280	5	35				

WILD PITCHES: FSU (47) Schroeffel 1, Nedeau 3, Tam 6, Morgan 1, Wilson 3, Harris 7, Johnson 9, Wasdin 6, Olson 11, OPP (69)

PASSED BALLS: FSU (11) Reams 1, Martin 6, Weaver 4, OPP (19)

INSIDE Pitch

Florida State was the only school in the country which had one or more of its athletes chosen in the first round of the National Football League (Marvin Jones/New York Jets), National Basketball Association (Sam Cassell/Houston Rockets and Doug Edwards/Atlanta Hawks) and Major League Baseball (John Wasdin/Oakland A's) drafts in 1993.

ACC GAMES

Record: 14-9-0 Home: 7-4-0 Road: 7-5-0 Neutral: 0-0-0

BATTING

PLAYER	AVG	GP-GS	AB	R	H	2B	3B	HR	RBI	TB	SLG%	BB	HB	SO	OB%	SF	S	SB-SBA	PO	A	E	FLD%
Hendry, C.	.500	11-0	6	3	3	0	0	1	3	6	1.000	0	0	1	.500	0	0	1-2	2	0	0	1.000
Reams, D.	.400	5-0	5	1	2	0	0	0	1	2	.400	0	0	2	.400	0	0	0-0	0	0	0	.000
Weaver, C.	.400	17-0	15	4	6	1	0	0	2	7	.467	3	0	4	.500	0	0	0-0	21	1	1	.957
Mueller, T.	.354	28-23	79	15	28	7	0	4	14	47	.595	15	2	18	.464	1	1	4-6	38	6	1	.978
Mientkiewicz, D.	.300	28-28	100	14	30	3	1	2	23	41	.410	15	0	15	.385	2	1	1-1	223	25	2	.992
Lopez, M.	.292	25-24	89	20	26	2	3	1	11	37	.416	15	2	15	.406	0	1	10-12	19	40	2	.967
Hodges, R.	.291	27-23	79	8	23	3	0	1	7	29	.367	8	1	20	.364	0	1	3-6	25	4	1	.967
Schmitz, M.	.286	25-24	84	15	24	2	1	5	20	43	.512	6	3	17	.355	0	1	1-6	0	0	0	.000
McCray, K.	.278	18-1	18	3	5	1	0	1	2	9	.500	3	0	7	.381	0	0	0-0	26	3	0	1.000
Martin, M.	.253	28-28	95	13	24	7	0	2	14	37	.389	13	4	19	.363	1	0	3-8	223	36	2	.992
Sheffer, C.	.244	28-28	82	13	20	5	0	1	13	28	.341	12	2	22	.351	1	2	8-12	49	69	7	.944
Schroeffel, S.	.239	25-12	46	7	11	1	0	0	1	12	.261	8	0	9	.352	0	2	3-5	13	0	2	.867
Jarrett, L.	.221	28-28	104	13	23	5	0	0	10	28	.269	16	2	13	.333	1	1	2-3	38	82	3	.976
Marcinczyk, T.R.	.208	15-6	24	4	5	0	0	2	4	11	.458	5	0	13	.345	0	0	0-0	5	1	0	1.000
Jordan, G.	.205	25-23	78	16	16	3	0	1	6	22	.282	9	0	28	.287	0	1	15-17	36	0	0	1.000
Niles, J.	.130	18-4	23	2	3	0	0	0	6	3	.130	3	1	6	.250	1	1	0-1	6	8	2	.875
Nedeau, J.	.000	10-0	1	0	0	0	0	0	0	0	.000	0	0	1	.000	0	0	0-0	3	9	1	.923
Kanell, D.	.000	8-1	8	0	0	0	0	0	1	0	.000	0	0	3	.000	1	0	0-0	1	0	0	1.000
FSU	.266	23	936	151	249	40	5	21	138	362	.387	131	17	213	.366	8	12	51-79	747	330	30	.973
Opponents	.266	23	758	88	202	34	3	12	77	278	.367	82	10	209	.346	3	16	18-33	609	226	30	.965

GRAND SLAM: FSU (0), OPP (0)

CATCHER'S INTERFERENCE: FSU (0), OPP (0)

LEFT ON BASE: FSU (181), OPP (175); DOUBLE PLAYS: FSU (22), OPP (14)

PITCHING

PLAYER	ERA	W-L	APP	GS	CG	SH	SV	IP	H	R	ER	BB	SO	2B	3B	HR	BF	O/AVG	BK	HB	PO	A	E	FLD%
Shroeffel, S.	0.00	0-0	1	0	0	0	0	0.1	1	0	0	0	0	0	0	0	2	.500	0	0	13	0	2	.867
Johnson, J.	1.61	4-1	7	6	2	0	0	50.1	44	13	9	19	54	4	0	3	206	.243	0	2	2	11	1	.929
Wilson, P.	2.64	4-4	9	8	3	1	0	58.0	56	21	17	18	54	10	1	1	237	.264	1	2	8	14	4	.846
Wasdin, J.	3.13	6-1	8	8	1	0	0	54.2	56	20	19	19	65	10	1	6	231	.271	1	1	1	5	0	1.000
Nedeau, J.	3.31	0-2	10	0	0	0	2	16.1	13	9	6	5	14	4	0	0	68	.213	0	0	3	9	1	.923
Cruz, C.	3.38	0-0	6	0	0	0	1	10.2	9	4	4	11	12	2	0	1	49	.257	0	1	0	3	0	1.000
Morgan, S.	3.60	0-0	3	0	0	0	1	5.0	5	2	2	1	4	1	0	0	20	.278	0	1	0	2	0	1.000
Tam, J.	5.87	0-0	7	0	0	0	0	7.2	9	5	5	4	8	0	0	2	35	.300	0	0	1	2	0	1.000
Harris, B.	5.90	1-3	8	4	0	0	0	29.0	38	22	19	11	25	9	1	2	133	.328	0	1	4	6	1	.909
Olson, P.	6.35	2-0	10	2	0	0	0	17.0	18	12	12	13	13	4	1	2	80	.281	0	2	3	3	0	1.000

FSU	2.67	17-11	69	28	6	2	4	249.0	249	108	74	101	249	44	4	17	1061	.269	2	10				
Opponents	4.92	9-14		28	2	2	5	203.0	201	126	111	119	184	34	4	17	917	.264	1	17				

WILD PITCHES: FSU (22) Nedeau 1, Tam 4, Wilson 3, Harris 5, Johnson 4, Wasdin 2, Olson 3, OPP (24)

PASSED BALLS: FSU (2) Weaver 1, Martin 1, OPP (4)

TEAM SINGLE HIGHS & LOWS

HITTING

	FLORIDA STATE	OPPONENTS
At Bats	48 at Georgia Tech (4/3) 24 vs. Florida (3/4)	47 UCF (3/10) 26 N.C. State (3/28) Mercer (4/20)
Runs	23 vs. Georgia State (5/11) 0 at Duke (3/22)	14 Miami (4/25) 0 Seven Times
Hits	19 at Georgia Tech (4/3) 0 at N.C. State (3/26)	15 Four Times 1 Mercer (4/20)
RBI	20 vs. Georgia State (5/21) 0 at Duke (3/22) 0 at N.C. State (3/26)	13 Miami (4/25) 0 Eight Times
Walks	17 vs. Georgia State (5/21) 0 Three Times	13 Clemson (5/7) 0 N. Iowa (3/21) Miami (4/23)
Strikeouts	14 at Georgia Tech (4/2 & 4/4) 2 vs. No. Iowa (3/20)	16 UCF (3/10) 4 CS-Fullerton (2/28) Miami (4/23)
Doubles	5 vs. N. Iowa (3/20) at Georgia Tech (4/3)	3 12 Times
Triples	1 12 Times	1 Six Times
Home Runs	3 Four Times	3 Three Times
Stolen Bases	8 vs. N. Iowa (3/19)	5 Virginia
Left On Base	13 at Florida (3/6) vs. UNC (3/14) 3 Three Times	15 Clemson (5/7) 2 Charleston (2/21)

FIELDING

Assists	18 at Miami (4/24) 7 vs. ASU (2/17) at Duke (3/22)
Errors	5 vs. Winthrop (2/14)
Double Plays	3 Three Times

PITCHING

Runs Allowed	14 at Miami (4/25)
Earned Runs	13 at Miami (4/25)
Hits Allowed	15 Four Times 1 vs. Mercer (4/20)
Walks Issued	13 Clemson (5/7)
Strikeouts	16 vs. UCF (3/10) 3 vs. Clemson (5/7 & 5/16)

'93 RECORD BREAKDOWN

Home	32-8
Away	10-8
Neutral	4-3
Vs. Top 25 Teams	19-14
Extra Inning Games	4-2
Games Won in Last AB	5
Day Games	19-13
Night Games	27-6
One-Run Games	5-5
Two-Run Games	5-0
Longest Winning Streak	8
Longest Losing Streak	3
Vs. LH Starters	11-6
Vs. RH Starters	34-13
In February	8-2
In March	17-4
In April	9-5
In May	11-8
On Monday	2-1
On Tuesday	6-0
On Wednesday	7-2
On Thursday	3-1
On Friday	9-4
On Saturday	11-4
On Sunday	7-7
When Scoring First	33-11
When Scoring 7 or Less Runs	25-18
When Scoring 7 or More Runs	20-1
When Allowing 7 or Less Runs	45-14
When Allowing 7 or More Runs	1-4
When Leading After 6 Innings	38-4
When Trailing After 6 Innings	3-13
When Tied After 6 Innings	2-2

INSIDE Pitch

ALL-TIME COLLEGE WORLD SERIES APPEARANCES

1. Texas	27
2. Southern Cal	17
3. Oklahoma State	17
4. Arizona State	16
5. Arizona	15
6. Florida State	12
Miami	12
8. Stanford	8

INDIVIDUAL SINGLE GAME HIGHS

HITTING

AT BATS: 6, Three Times, three players: Hodges vs. UCF (3/10); Sheffer at Georgia Tech (4/3); Jarrett at Miami (4/25)

RUNS: 3, 12 Times, 10 players: Marcinczyk and Schroeffel vs. Charleston (2/20); Jordan vs. UNC (3/12); Sheffer vs. UNI (3/20); Mueller at Duke (3/23); Jarrett vs. Mercer (3/31); Jarrett and Mueller at Georgia Tech (4/3); Martin vs. Miami (4/11); Mientkiewicz and Schmitz at Miami (4/25); Lopez vs. Georgia State (5/21)

HITS: 4, Three times, three players: Schmitz vs. Virginia (3/17); Mueller and Sheffer at Georgia Tech (4/3)

RBI: 4, Six Times, four players: Marcinczyk vs. Mercer (3/31); Sheffer at Georgia Tech (4/3); Mientkiewicz vs. Wake Forest (4/17); Mueller vs. Jacksonville (4/21), vs. Georgia State (5/21), and vs. Notre Dame (5/28)

WALKS: 4, Three Times, three players: Hodges vs. Miami (4/9); Lopez vs. Jacksonville (4/21); Schroeffel at Miami (4/25)

STRIKE OUTS: 3, Ten Times, eight players: (Hodges, Jordan (2), Lopez, Marcinczyk, Martin, Niles, Sheffer (2), Weaver)

DOUBLES: 2, Five Times, five players: (Marcinczyk, Mueller, Scheffer, Schroeffel and Weaver)

HOME RUNS: 2, Twice, two players: Marcinczyk at Duke (3/23); Schmitz at Jacksonville (5/12)

STOLEN BASES: 3, Four Times, two players: Jordan 3 Times last vs. N. Iowa (3/19); Sheffer vs. N. Iowa (3/19)

FIELDING

PUT OUTS: 16, Martin vs. UCF (3/10)

ASSISTS: 8, Lopez at Miami (4/24)

PITCHING

INNINGS: 10.0, Wasdin vs. Clemson (5/8)

FEWEST HITS ALLOWED: 1, Harris (6 IP) vs. Mercer (4/20); 4, Johnson (9 IP) vs. N. Iowa (3/19)

FEWEST RUNS ALLOWED: 0, 5 Times (9 IP) Wilson 4, Johnson 1

FEWEST WALKS: 0 (9 IP) Wilson at Miami (4/23)

MOST STRIKEOUTS: 14, Johnson (9 IP) vs. N. Iowa (3/19)

FLORIDA STATE

'93 Results

DATE	OPPONENT	W-L-T	SCORE	SITE	OVERALL RECORD	CONF RECORD	PITCHER	OPP PITCHER	LINE	OPP LINE
2/13	Winthrop	W	7- 2	H	1-0-0	0-0-0	John Nedeau (1-0)	Carl Dale (0-1)	7-10-0	2- 5-1
2/14	Winthrop	W	8- 5	H	2-0-0	0-0-0	Paul Wilson (1-0)	Mark Wells (0-1)	8- 9-5	5- 4-2
2/16	Appalachian State	W	8- 3	H	3-0-0	0-0-0	John Wasdin (1-0)	D. Gonsiorowski (0-1)	8-10-3	3- 5-3
2/17	Appalachian State	W	3- 1	H	4-0-0	0-0-0	J. Johnson (1-0)	Chris Vullo (0-1)	3- 7-2	1- 3-1
2/19	College of Charleston	W	7- 6	H	5-0-0	0-0-0	Phil Olson (1-0)	Sam Moore (0-1)	7-10-2	6-10-2
2/20	College of Charleston	W	19- 0	H	6-0-0	0-0-0	Paul Wilson (2-0)	Robbie Thomas (0-1)	19-15-1	0- 5-2
2/21	College of Charleston	W	17- 2	H	7-0-0	0-0-0	John Wasdin (2-0)	Scott Foxhall (1-1)	17-18-2	2- 3-2
2/26	Cal State Fullerton	W	3- 2	H	8-0-0	0-0-0	Paul Wilson (3-0)	Danny Ricabal (2-1)	3- 6-0	2- 7-0
2/27	Cal State Fullerton	L	2- 6	H	8-1-0	0-0-0	Bryan Harris (0-1)	Mike Parisi (2-0)	2- 6-1	6-10-0
2/28	Cal State Fullerton	L	6-13	H	8-2-0	0-0-0	Phil Olson (1-1)	K. Hollibaugh (1-2)	6- 5-2	13-15-1
3/04	Florida	W	2- 0	H	9-2-0	0-0-0	Paul Wilson (4-0)	Rob Bananno (3-1)	2- 3-1	0- 4-1
3/05	Florida	W	9- 3	H	10-2-0	0-0-0	John Wasdin (3-0)	Marc Valdes (1-2)	9-10-0	3- 8-1
3/06	Florida	W	4- 2	A	11-2-0	0-0-0	J. Johnson (2-0)	D. McClellan (3-2)	4- 7-1	2- 6-1
3/07	Florida	W	8- 4	A	12-2-0	0-0-0	Bryan Harris (1-1)	Doug Brennan (0-2)	8- 9-0	4- 5-7
3/10	Central Florida (12)	W	7- 5	N	13-2-0	0-0-0	John Nedeau (2-0)	Mike Cimilluca (0-2)	7-11-3	5-15-2
3/11	Purdue	L	1-11	N	13-3-0	0-0-0	Jeff Tam (0-1)	Jason Smith (1-0)	1- 7-1	11-15-0
3/12	North Carolina	W	6- 3	H	14-3-0	1-0-0	Paul Wilson (5-0)	Derek Manning (2-2)	6- 8-2	3-12-0
3/14	North Carolina (10)	W	4- 3	H	15-3-0	2-0-0	Phil Olson (2-1)	Brian Willman (0-1)	4- 5-2	3-11-0
3/16	Virginia	W	10- 5	H	16-3-0	3-0-0	Bryan Harris (2-1)	Kent Kruse (3-1)	10-10-2	5-15-1
3/17	Virginia	W	11- 0	H	17-3-0	4-0-0	Paul Wilson (6-0)	Frank Lankford (1-4)	11-15-2	0- 6-0
3/18	Virginia	W	8- 1	H	18-3-0	5-0-0	John Wasdin (4-0)	J. Cappelmann (1-1)	8-11-0	1- 7-2
3/19	Northern Iowa	W	6- 0	H	19-3-0	5-0-0	J. Johnson (3-0)	Mike Irvin (1-2)	6-10-0	0- 4-6
3/20	Northern Iowa	W	7- 4	H	20-3-0	5-0-0	Steven Morgan (1-0)	Bryan Duncan (1-1)	7-11-3	4- 9-3
3/21	Northern Iowa	W	5- 2	H	21-3-0	5-0-0	Bryan Harris (3-1)	Chad Rezac (1-2)	5- 9-3	2- 7-1
3/22	Duke	L	0- 3	A	21-4-0	5-1-0	Paul Wilson (6-1)	S. Schoeneweis (6-0)	0- 8-1	3- 6-0
3/23	Duke	W	8- 5	A	22-4-0	6-1-0	John Wasdin (5-0)	David Darwin (4-1)	8-14-1	5- 7-2
3/24	Duke	W	3- 1	A	23-4-0	7-1-0	J. Johnson (4-0)	Phil Harrell (2-1)	3- 5-0	1- 6-0
3/26	N.C. State	L	0- 8	A	23-5-0	7-2-0	Bryan Harris (3-2)	Terry Harvey (7-0)	0- 0-2	8-10-1
3/27	N.C. State	W	5- 1	A	24-5-0	8-2-0	Paul Wilson (7-1)	Shawn Senior (6-1)	5- 5-0	1- 5-1
3/28	N.C. State	L	1- 4	A	24-6-0	8-3-0	John Wasdin (5-1)	Tommy Sports (4-0)	1- 9-0	4- 9-0
3/31	N.C. State	W	11- 2	H	25-6-0	8-3-0	Bryan Harris (4-2)	Don Hanson (0-2)	11-13-1	2- 5-1
4/02	Georgia Tech	L	3-10	A	25-7-0	8-4-0	Paul Wilson (7-2)	Brad Rigby (6-0)	3- 4-3	10-13-2
4/03	Georgia Tech	W	17- 3	A	26-7-0	9-4-0	J. Johnson (5-0)	David Albert (4-4)	17-19-0	3- 7-3
4/04	Georgia Tech	W	5- 1	A	27-7-0	10-4-0	John Wasdin (6-1)	Buck Hall (5-2)	5-12-0	1- 8-2
4/07	Mercer	W	14- 1	H	28-7-0	10-4-0	Steven Morgan (2-0)	Rich Miller (1-8)	14-14-1	1- 4-4
4/09	Miami	W	7- 0	H	29-7-0	10-4-0	Paul Wilson (8-2)	Ken Henderson (3-3)	7-10-0	0- 5-0
4/10	Miami	W	8- 1	H	30-7-0	10-4-0	Jon. Johnson (6-0)	Jose Prado (3-2)	8- 8-1	1- 4-2
4/11	Miami	W	6- 2	H	31-7-0	10-4-0	John Wasdin (7-1)	Fadul Arrieta (4-3)	6- 9-0	2- 5-1
4/16	Wake Forest	L	1- 4	H	31-8-0	10-5-0	Paul Wilson (8-3)	Marc Palmieri (6-2)	1- 3-4	4-10-3
4/17	Wake Forest	W	6- 0	H	32-8-0	11-5-0	J. Johnson (7-0)	Jason Robbins (4-2)	6-10-1	0- 7-3
4/18	Wake Forest	L	2- 7	H	32-9-0	11-6-0	John Nedeau (2-1)	Ross Atkins (5-3)	2- 9-2	7-12-1
4/20	Mercer	W	9- 0	H	33-9-0	11-6-0	Bryan Harris (5-2)	Matt Barefield (1-3)	9-15-2	0- 1-1
4/21	Jacksonville	W	13- 3	H	34-9-0	11-6-0	Phil Olson (3-1)	Sam Arguto (4-7)	13- 9-2	3- 5-0
4/23	Miami	W	1- 0	A	35-9-0	11-6-0	Paul Wilson (9-3)	Fadul Arrieta (4-4)	1- 2-1	0- 4-1
4/24	Miami (12)	L	3- 4	A	35-10-0	11-6-0	John Nedeau (2-2)	Danny Graves (6-3)	3- 9-4	4- 8-0
4/25	Miami (10)	L	13-14	A	35-11-0	11-6-0	Bryan Harris (5-3)	Fadul Arrieta (5-4)	13- 9-3	14-13-2
5/01	Maryland	W	10- 4	A	36-11-0	12-6-0	Paul Wilson (10-3)	Mike Cole (2-5)	10- 8-0	4- 7-0
5/02	Maryland	L	2- 5	A	36-12-0	12-7-0	J. Johnson (7-1)	Steve Paasch (4-7)	2- 7-1	5- 9-2
5/03	Maryland	W	13- 5	A	37-12-0	13-7-0	John Wasdin (8-1)	Pat Barker (8-5)	13-12-1	5- 9-4
5/05	Jacksonville	W	6- 1	H	38-12-0	13-7-0	Bryan Harris (6-3)	Sam Arguto (5-8)	6- 9-1	1-10-1
5/07	Clemson	L	7- 6	H	38-13-0	13-8-0	John Nedeau (2-3)	Andy Taulbee (8-2)	6-12-1	7-11-2
5/08	Clemson	W	4- 3	H	39-13-0	14-8-0	John Wasdin (9-1)	Jeff Keppen (2-2)	4- 8-0	3- 6-0
5/09	Clemson	L	1- 5	H	39-14-0	14-9-0	Bryan Harris (6-4)	Chad Phillips (10-2)	1- 7-0	5- 9-0
5/12	Jacksonville	L	3- 4	A	39-15-0	14-9-0	Jeff Tam (0-2)	Sam Arguto (7-8)	3- 7-0	4- 9-0
5/16	Clemson	L	1- 6	N	39-16-0	14-9-0	Paul Wilson (10-4)	Jason Dawsey (5-2)	1- 9-0	6-11-2
5/17	Virginia	W	11- 2	N	40-16-0	14-9-0	J. Johnson (8-1)	S. Lindner (2-5)	11-12-0	2- 6-2
5/18	Georgia Tech	W	5- 2	N	41-16-0	14-9-0	John Wasdin (10-1)	Al Goglin (7-1)	5- 8-2	2- 8-1
5/18	Clemson	W	7- 5	N	42-16-0	14-9-0	Phil Olson (4-1)	Jeff Suave (6-5)	7- 9-1	5-13-0
5/19	N.C. State	L	1- 5	N	42-17-0	14-9-0	Bryan Harris (6-5)	Terry Harvey (10-2)	1-10-2	5- 9-0
5/21	Georgia State	W	23- 1	H	43-17-0	14-9-0	Paul Wilson (11-4)	Robert Harrell (4-8)	23-14-0	1- 6-3
5/22	Georgia State	W	12- 4	H	44-17-0	14-9-0	J. Johnson (9-1)	Jason Flurry (1-11)	12-16-1	4-12-1
5/27	South Florida	W	4- 2	H	45-17-0	14-9-0	John Nedeau (3-3)	Dave Hutcheson (9-6)	4- 9-1	2- 6-3
5/28	Notre Dame	W	7- 3	H	46-17-0	14-9-0	J. Johnson (10-1)	C. Michalak (10-5)	7- 7-1	3- 4-1
5/29	Long Beach State	L	1- 4	H	46-18-0	14-9-0	Paul Wilson (11-5)	Daniel Choi (16-1)	1- 9-0	4-11-0
5/29	Notre Dame	L	3- 4	H	46-19-0	14-9-0	Charlie Cruz (0-1)	C. Michalak (11-5)	3- 9-1	4- 8-1