

# FLORIDA State Records

## TEAM RECORDS

### GAMES

#### Games Played

Most in Season: 84, 1984  
 Fewest in Season: 17, 1948

#### Victories

Most in Season: 61, 1986 (61-13)  
 Fewest in Season: 9, 1948 (9-8)

#### Winning Percentage

Highest in Season: .854, 1968 (35-6)  
 Lowest in Season: .529, 1948 (9-8)

#### Winning Streak

Longest: 22, 1991 (March 2 - 30)

#### Losing Streak

Longest in Season: 5, 1974 and 1985

#### Attendance

Single Home Game: 6,145 vs. Miami, 1986  
 3-game series: 17,811 vs. Miami, 1991  
 2-game series: 10,393 vs. Florida, 1990  
 Single Season: 118,897, 1986 (45 dates)  
 Single Season, all games: 231,511, 1986 (68 dates, World Series included)

#### Shutouts

Fewest Times Shutout in Season: 0, 1985 (82 games) and other years with fewer games  
 Most Times Shutout in Season: 5, 1974, 1992  
 Longest Streak Without Being Shutout: 336, 1984-1988  
 Most Recorded in Season: 15, 1970 (59 games) and 1975 (59 games)  
 Most Consecutive in Season: 4, 1970 and 1973  
 Most Consecutive Scoreless Innings: 40, 1973

#### Extra Inning Games

Most in Season: 6, 1974, 1981, 1989, 1991  
 Longest Game: 15 innings, several times

### BATTING

#### At Bats

Most in Game: 61, vs. Georgia State, 1992  
 Both Teams: 107, vs. Hawaii, 1977 (FS 53, H 54)  
 Most in Season: 2,872, 1985 (82 games)  
 Fewest in Season: 752, 1951 (18 games)  
 Most Plate Appearances in Inning: 21, vs. Georgia State, 1992

#### Runs

Most in Inning: 16, vs. Cleveland State, 1982; vs. Georgia State, 1992  
 Most in Game: 36, vs. Georgia State, 1992  
 Most Allowed in Game: 24, Clemson, 1959  
 Most Combined: 43, vs. Georgia State, 1992 (FS 36, GS 7)

Most in Inning: 15, vs. Georgia State, 1992  
 Most Allowed in Inning: 8, South Florida, 1974; Cincinnati, 1991  
 Most Consecutive Hits: 7, vs. Memphis State, May 14, 1988; vs. Georgia State, May 15, 1992  
 Most in Game: 36, vs. Georgia State, 1992 (5/15)  
 Most Allowed in Game: 23, Nevada-Las Vegas, 1978  
 Most in Season: 947, 1985 (82 games)  
 Most Allowed in Season: 756, 1984 (84 games)  
 Fewest in Season: 186, 1952 (21 games)  
 Fewest Allowed in Season: 130, 1952 (21 games)

#### Hits

Most in Game: 8, vs. Brooklyn College, 1980; vs. Tulane, 1990 (4/8); vs. Georgia State, 1992 (5/15)  
 Most Allowed in Game: 6, several times  
 Most Combined: 10, vs. Cleveland State, 1982 (FS 5, CS 5); vs. Virginia Tech, 1989 (FS 5, VT 5); vs. Tulane, 1990 (4/8, FS 8, TU 2)  
 Most in Season: 182, 1990 (72 games)  
 Most Allowed in Season: 133, 1984 (84 games)  
 Fewest in Season: 24, 1951 (18 games)  
 Fewest Allowed in Season: 19, 1951 (18 games)

#### Doubles

Most in Game: 5, vs. Western Kentucky, 1968; vs. Georgia State, 1982  
 Most Allowed in Game: 3, several times  
 Most Combined: 5, vs. Western Kentucky, 1968 (FS 5, WK 0); vs. Georgia State, 1982 (FS 5, GS 0)  
 Most in Season: 35, 1969 (52 games) and 1972 (68 games)

#### Home Runs

Most in Game: 7, vs. Missouri-Rolla, 1980; vs. Georgia State, 1982  
 Most Allowed in Game: 6, Southern Miss, 1986  
 Most Combined: 9, vs. Cincinnati, 1991 (5/12, FS 6, UC 3)  
 Most in Season: 146, 1985 (82 games)  
 Most Allowed in Season: 82, 1984 (84 games)  
 Fewest in Season: 3, 1954 (21 games)  
 Fewest Allowed in Season: 4, 1951 (18 games)  
 Most Grandslams: 7, 1984 (84 games)

#### Total Bases

Most in Game: 54, vs. Georgia State, 1992  
 Most Combined: 75, vs. Georgia State, 1982 (FS 51, GS 24)

Most in Season: 1,580, 1985 (82 games)  
Fewest in Season: 250, 1952 (21 games)

#### *Slugging Percentage*

Highest in Season: .568, 1982 (74 games)

#### *Runs Batted In*

Most in Game: 34, vs. Georgia State, 1992  
Most Combined: 40, vs. Georgia State, 1992 (FS 34, GS 6)  
Most in Season: 698, 1985 (82 games)

#### *Base on Balls*

Most in Game: 20, vs. Cleveland State, 1982  
Most Allowed: 18, Stetson, 1976  
Most Combined: 26, vs. Valdosta State, 1980 (FS 10, VS 16)  
Most in Season: 555, 1984  
Most Allowed in Season: 340, 1972 (68 games)  
Fewest in Season: 93, 1955 (22 games)

#### *Strikeouts*

Most in Game: 18, vs. Georgia, 1968  
Most Combined: 29, vs. Georgia, 1968 (FS 18, GS 11); vs. Georgia Southern, 1970 (GS 16, FS 13)  
Most in Season: 520, 1984 (84 games)  
Fewest in Season: 93, 1955 (22 games)

#### *Batting Average*

Highest in Season: .337, 1980 (63 games)  
Highest Allowed in Season: .281, 1980 (63 games)  
Lowest in Season: .237, 1967 (46 games)  
Lowest Allowed in Season: .186, 1970 (59 games)

#### *Stolen Bases*

Most in Game: 11, vs. Stetson, 1957; vs. Richmond, 1986  
Most Allowed in Game: 13, Stetson, 1973  
Most Combined: 13, vs. Stetson, 1973 (FS 0, S 13)  
Most in Season: 232, 1987 (73 games)  
Most Allowed in Season: 98, 1984 (84 games)  
Fewest in Season: 20, 1954 (21 games)  
Fewest Allowed in Season: 7, 1962 (28 games) and 1968 (41 games)

### **DEFENSE**

#### *Putouts*

Most in Season: 2,212, 1984 (84 games)

#### *Assists*

Most in Season: 1,126, 1984 (84 games)  
Fewest in Season: 226, 1960 (22 games)

#### *Errors*

Most in Game: 9, vs. Valdosta State, 1988  
Most in Game by Opponent: 8, several times, latest Virginia Tech, 1990 (5/10)  
Most Combined: 12, vs. Georgia State, 1984 (FS 4, GS 8); vs. Valdosta State, 1988 (FS 9, VS 3); Virginia Tech, 1990 (5/10, FS 4, VT 8)  
Most in Season: 167, 1984 (84 games)  
Most by Opponent in Season: 184, 1984 (84 games)

#### *Fielding Average*

Highest in Season: .969, 1993 (65 games)  
Lowest in Season: .915, 1959 (33 games)

#### *Double Plays*

Most in Game: 4, many times, latest vs. Minnesota,

1991 (2/23)

Most in Season: 95, 1984 (33 games)

### **PITCHING**

#### *Pitching Appearances*

Most in Game: 7, vs. Georgia, 1982  
Most in Season: 223, 1984 (84 games)

#### *Complete Games*

Most in Season: 27, 1969 (52 games)

#### *Innings Pitched*

Most in Season: 738, 1984 (84 games)  
Most by Opponent: 717, 1984 (84 games)

#### *Saves*

Most in Season: 29, 1990 (72 games)

#### *No-Hitters*

Most in Season: 2, 1968 (41 games)

#### *One-Hitters*

Most in Season: 6, 1970 (59 games)

#### *Two-Hitters*

Most in Season: 6, 1970 (59 games) and 1976 (56 games)

#### *Earned Runs*

Most Allowed in Season: 367, 1984 (84 games)

#### *Earned Run Average*

Highest in Season: 4.48, 1984 (84 games)  
Lowest in Season: 1.49, 1970 (59 games)

#### *Strikeouts*

Most Recorded in Game: 25, vs. Furman, 1956  
Most Recorded in Season: 718, 1986 (74 games)  
Fewest Recorded in Season: 126, 1954 (21 games)

### **INDIVIDUAL RECORDS**

### **GAMES**

#### *Games Played*

Most in Season: 84, Paul Sorrento, 1984; Frank Fazzini, 1984  
Most in Career: 279, Mike Yastrzemski, 1980-83; Barry Blackwell, 1985-88  
Consecutively in Season: 85, Frank Fazzini, 1984  
Consecutively in Career: 167, Don DeLoach, 1977-81

### **BATTING**

#### *Batting Average*

Highest in Season: (0-125 at bats) .436, Bob Clem, 1959; (126-199 at bats) .399, Mike Augustine, 1963; (222-250 at bats) .409, Mike Fuentes, 1980; (250+ at bats) .413, Frank Fazzini, 1985  
Highest in Career: (100-600 at bats) .410, Bob Clem, 1959-60; (600+ at bats) .373, Mike Fuentes, 1978-81

#### *Slugging Percentage*

Highest in Season: .875, Jeff Ledbetter, 1982 (273 TB/312 AB)  
Highest in Career: .727, Jeff Ledbetter, 1979-82 (704 TB/ 968 AB)

### At Bats

**Most in Game:** 7, several players, latest Kenny Felder and Ty Mueller vs. Georgia State, 1992  
**Most in Season:** 357, Luis Alicea, 1985  
**Most in Career:** 978, Jose Marzan, 1984-87

### Runs Scored

**Most in Game:** 6, Mark Gilbert vs. Ohio State, 1978; Luis Alicea vs. Georgia State, 1984  
**Most in Season:** 109, Frank Fazzini, 1985  
**Most in Career:** 285, Jeff Ledbetter, 1979-82

### Hits

**Most in Inning:** 2, many players  
**Most in Game:** 6, Luis Alicea vs. Southern Miss, 1985  
**Most in Season:** 137, Frank Fazzini, 1985  
**Most in Career:** 335, Jeff Ledbetter, 1979-82  
**Most Consecutive Hits:** 9, Donny Erickson, 1988  
**Most Consecutive Times on Base:** 13, Paul Sorrento, 1985  
**Hitting Streak:** 28, Brad Parker, 1988

### Doubles

**Most in Game:** 4, Joe Licata vs. Georgia State, 1981  
**Most in Season:** 29, Don DeLoach, 1980  
**Most in Career:** 62, Mike Yastrzemski, 1980-83; Jeff Ledbetter, 1979-82

### Triples

**Most in Game:** 2, by 9 players, latest Jose Marzan vs. Georgia State, 1985  
**Most in Season:** 9, Dick Gold, 1969; Luis Alicea, 1985  
**Most in Career:** 19, Luis Alicea, 1984-86

### Home Runs

**Most in Game:** 4, Jeff Ledbetter vs. Georgia State, 1982  
**Most in Season:** 42, Jeff Ledbetter, 1982  
**Most in Career:** 97, Jeff Ledbetter, 1979-82  
**Grandslams in Game:** 2, Craig Patterson vs. Wright State, 1979  
**Grandslams in Season:** 2, many players, latest Ty Mueller, 1993  
**Grandslams in Career:** 4, Ty Mueller, 1989-93

### Runs Batted In

**Most in Game:** 9, Mike Fuentes vs. Jacksonville, 1979; Luis Alicea vs. Southern Miss, 1985  
**Most in Season:** 124, Jeff Ledbetter, 1982  
**Most in Career:** 346, Jeff Ledbetter, 1979-82

### Total Bases

**Most in Game:** 17, Jeff Ledbetter vs. Georgia State, 1982  
**Most in Season:** 273, Jeff Ledbetter, 1982  
**Most in Career:** 704, Jeff Ledbetter, 1979-82

### Stolen Bases

**Most in Game:** 6, Chip Bitano vs. Kearney State, 1977  
**Most in Season:** 51, Edwin Alicea, 1988  
**Most in Career:** 98, Jose Marzan, 1984-87

### Hit by Pitches

**Most in Game:** 3, Mark Barineau, 1982  
**Most in Season:** 14, Kenny Felder, 1991  
**Most in Career:** 31, Mark Barineau, 1981-83

### Base on Balls

**Most in Game:** 5, four players, most recently by Lionel Martinez vs. Virginia Tech, 1980

**Most in Season:** 80, Lionel Martinez, 1982  
**Most in Career:** 195, Paul Sorrento, 1984-86

### Strikeouts

**Most in Games:** 5, Dick Nichols vs. Georgia Southern, 1970; Dick Nichols vs. Southern Cal, 1970; and Ed Fulton vs. South Florida, 1986  
**Most in Season:** 74, Frank Fazzini, 1984; Kenny Felder, 1991  
**Most in Career:** 184, Ty Mueller, 1989-93  
**Fewest in Season (75 AB Min.):** 1, Billy "Cooter" Mills, 1974

## DEFENSE

### Putouts

**Most in Season:** 623, Ed Fulton, 1986  
**Most in Career:** 1,595, Pedro Grifol, 1989-91

### Assists

**Most in Season:** 254, Luis Alicea, 1984  
**Most in Career:** 670, Luis Alicea, 1983-86

## PITCHING

### Pitching Appearances

**Most in Season:** 40, Bruce Tanner, 1983  
**Most in Career:** 113, Ricky Kimball, 1988-91

### Starts

**Most in Season:** 24, Mike Loynd, 1986  
**Most in Career:** 78, Doug Little, 1983-86

### Relief Appearances

**Most in Season:** 40, Bruce Tanner, 1983  
**Most in Career:** 92, Ricky Kimball, 1988-91

### Complete Games

**Most in Season:** 12, Brooks Carey, 1978 (15 starts); Danny O'Brien, 1975 (17 starts)  
**Most in Career:** 23, Wayne Vincent, 1966-68

### Innings Pitched

**Most in Season:** 164.2, Mike Loynd, 1986  
**Most in Career:** 549, Doug Little, 1983-86

### Saves

**Most in Season:** 18, Mac Scarce, 1970  
**Most in Career:** 32, Ricky Kimball, 1988-91

### Victories

**Most in Season:** 20, Mike Loynd, 1986  
**Most in Career:** 49, Doug Little, 1983-86  
**Consecutive in Season:** 17, Mike Loynd, 1986  
**Consecutive in Career:** 18, Larry Jones, 1974-75

### Losses

**Fewest in Season:** 0, Gene Ammann, 1970 (15-0)  
**Fewest in Career (20+ decisions):** 2, Gene Ammann, 1968-72 (31-2)

### Home Runs Allowed

**Most in Season:** 19, Doug Little, 1984  
**Most in Career:** 49, Doug Little, 1983-86

### Strikeouts Recorded

**Most in Game:** 24, Tony Avitable vs. Furman, 1956  
**Most in Season:** 223, Mike Loynd, 1986  
**Most in Career:** 520, Richie Lewis, 1985-87 (392.2 IP)

## ALL-TIME METRO TOURNAMENT

YEAR	SITE	CHAMPION	OUTSTANDING PLAYER
1976	Memphis	Memphis State	Ron McNeely, Memphis State
1977	Memphis	Florida State	Terry Kennedy, Florida State
1978	Tallahassee	Memphis State	Terry Pressgrove, Memphis State
1979	Tallahassee	Tulane	Ken Francingues, Tulane
1980	Tallahassee	Florida State	Mike Fuentes, Florida State
1981	Tallahassee	Florida State	Mike Fuentes, Florida State
1982	Tallahassee	Tulane	Eric Lane, Tulane
1983	Tallahassee	Florida State	Danny Dowell, Florida State
1984	Tallahassee	Florida State	Jody Reed, Florida State
1985	Tallahassee	Florida State	Richie Lewis, Florida State
1986	Tallahassee	Florida State	Mike Loynd, Florida State
1987	Columbia	Florida State	Ed Porcelli, Florida State
1988	Tallahassee	Florida State	Edwin Alicea, Florida State
1989	Columbia	Florida State	Sedgwick McCollum, S. Miss
1990	Hattiesburg	Florida State	Allen Bevis, Florida State
1991*	Salem, Va.	Florida State Southern Miss	Ty Mueller, Florida State

\*Title game rained out. FSU and USM declared co-champions.

### Base On Balls

**Most in Season:** 72, Dave Fernald, 1972 (105.2 IP); Richie Lewis, 1986 (127.2 IP)  
**Most in Career:** 236, Larry Jones, 1974-77 (300 IP)

### Earned Run Average

**Lowest in Season (30+ innings):** 0.66, Gene Ammann, 1970 (10 ER/137 IP)  
**Lowest in Career (100+ innings):** 1.45, Wayne Vincent, 1966-68 (58 ER/292 IP)  
**Highest in Season (30+ innings):** 8.62, Al Ashmont, 1985 (30 ER/31 IP)

### Runs Allowed


**Fewest in Season:** 18, Steve Mastin, 1968 (107 IP); Bruce Tanner, 1983 (66.1 IP)  
**Most in Season:** 95, Doug Little, 1984  
**Most in Career:** 287, Doug Little, 1983-86 (549 IP)

### Earned Runs Allowed

**Fewest in Season (30+ innings):** 7, LaWhit Lizzmore, 1992 (30 IP)  
**Most in Season (30+ innings):** 79, Doug Little, 1984 (161.1 IP)  
**Most in Career (100+ innings):** 211, Doug Little, 1983-86 (549 IP)

### Hits Allowed

**Fewest in Season:** 13, Mac Scarce, 1971 (33.1 IP)  
**Most in Season:** 167, Doug Little, 1984 (161.1 IP)  
**Most in Career:** 533, Doug Little, 1983-86 (549 IP)



**TWO LOCATIONS  
OPEN DAILY AT 6:30 A.M.**

2 for 1 Pizzas  
and  
Late Night Happy Hour  
9:00 P.M. - Close

2329 Apalachee Parkway  
and  
2136 N. Monroe St.

Heart-Healthy  
Breakfast Bar  
7:30 - 11:30 A.M.  
Sat. & Sun.



# FLORIDA STATE Seminole Leaders

## YEAR-BY-YEAR BATTING CHAMPIONS

YEAR	BATTER	AVG	H	AB
1948	Jack Wilson	.298	20	67
1950	Ron Melton	.361	30	83
1951	Lee Bailey	.352	32	91
1952	Ralph Blinn	.317	20	63
1953	Billy "Cooter" Mills	.319	29	91
1954	Billy "Cooter" Mills	.368	32	87
1955	Jim SeEVERS	.415	27	65
1956	Dick Howser	.415	27	65
1957	Dick Howser	.364	32	88
1958	Owen McCarron	.365	35	96
1959	Bob Clem	.436	44	101
1960	Bob Clem	.383	36	94
1961	Jack Dull	.370	40	108
1962	Woody Woodward	.365	54	148
1963	Mike Augustine	.399	65	163
1964	Ken Suarez	.404	44	109
1965	Gary Nichols	.333	29	87
1966	Gary Sprague	.369	74	195
1967	Bob Canty	.340	18	53
1968	Mike Easom	.386	56	145
1969	Dick Nichols	.336	45	138
1970	Dick Nichols	.338	80	237
1971	Ron Cash	.352	58	165
1972	Tom Rosa	.338	69	204
1973	Tom Rosa	.317	66	208
1974	Juan Bonilla	.351	82	232
1975	Steve Tebbetts	.374	76	203
1976	Joe Hicks	.391	45	115
1977	Carlos Lezcano	.346	63	182
1978	Blane McDonald	.393	79	201
1979	Craig Patterson	.397	95	239
1980	Mike Fuentes	.408	95	23
1981	Mike Fuentes	.353	106	300
1982	Jeff Ledbetter	.381	119	312
1983	Frank Fazzini	.366	86	235
1984	Paul Sorrento	.349	103	295
1985	Frank Fazzini	.413	137	332
1986	Luis Alicea	.392	112	286
1987	Marc Giordano	.382	47	123
1988	Barry Blackwell	.348	79	227
1989	Bob Reboin	.333	67	190
1990	Rob Bargas	.376	79	210
1991	Eduardo Perez	.370	105	284
1992	Link Jarrett	.325	81	249
1993	Doug Mientkiewicz	.327	67	205

## CAREER RBI LEADERS

PLAYER	YEARS	RBI
1. Jeff Ledbetter	1979-82	346
2. Frank Fazzini	1983-85	270
3. Mike Fuentes	1978-81	257
4. Mike Yastrzemski	1980-83	223
5. Paul Sorrento	1984-86	222
6. Jimmy Jones	1982-85	198
7. Luis Alicea	1984-86	193
8. Jose Marzan	1984-87	192
9. Ed Fulton	1985-87	190
10. Rick Figueredo	1980-83	188
11. Barry Blackwell	1985-88	187
12. Chris Roberts	1990-92	175
13. Pedro Grifol	1989-91	163
14. Juan Bonilla	1974-77	150
15. Marc Ronan	1988-90	145

## HOME RUN LEADERS

PLAYER	YEARS	HR
1. Jeff Ledbetter	1979-82	97
2. Frank Fazzini	1983-85	79
3. Mike Fuentes	1978-81	64
4. Paul Sorrento	1984-86	48
5. Ed Fulton	1985-87	45
6. Jimmy Jones	1982-85	41
7. Mike Yastrzemski	1980-83	40
8. Chris Cawthon	1981-82	36
9. Jose Marzan	1984-87	35
10. Terry Kennedy	1975-77	32
Chris Roberts	1990-92	32

## SINGLE SEASON RBI LEADERS

PLAYER	RBI	SEASON
1. Jeff Ledbetter	124	1982
2. Frank Fazzini	118	1985
3. Mike Fuentes	106	1981
4. Chris Cawthon	103	1982
5. Jeff Ledbetter	95	1981
6. Joe Licata	91	1981
7. Frank Fazzini	89	1984
8. Don DeLoach	87	1982
9. Paul Sorrento	86	1986
10. Mike Fuentes	83	1980
11. Pedro Grifol	80	1991
12. Ed Fulton	78	1986
13. Chris Roberts	77	1991
14. Jim Weaver	75	1980
15. Luis Alicea	73	1986
Jeff Ledbetter	73	1980
Jimmy Jones	73	1985

## HOME RUN LEADERS

PLAYER	HR	SEASON
1. Jeff Ledbetter	42	1982
2. Frank Fazzini	33	1985
3. Frank Fazzini	29	1984
4. Mike Fuentes	27	1981
5. Chris Cawthon	26	1982
6. Jeff Ledbetter	23	1981
7. Paul Sorrento	22	1986
8. Terry Kennedy	21	1976
Mike Fuentes	21	1980
Jimmy Jones	21	1985
11. Jeff Ledbetter	19	1980
Ed Fulton	19	1987
13. Jim Weaver	18	1980
Mark Lacy	18	1982
15. Frank Fazzini	17	1983

## NO-HITTERS

1. 1958-Frank Slusser vs. Miami (18-0)
2. 1967-Wayne Vincent vs. Georgia Southern (7-0)
3. 1968-Jeff Hill vs. Springfield (18-0)
4. 1968-Gene Ammann and Lin Garrett vs. Wake Forest (3-0)
5. 1970-Gene Ammann vs. South Florida (7-0)
6. 1977-Mike McLeod vs. Oliver (23-0)
7. 1988-Jerry Nielsen vs. Baptist (7-0)

# FLORIDA STATE Year-By-Year Records

YEAR	COACH	CAPTAINS	W	L	T	RUNS	OPP	BA	OPP
1948	Charlie Armstrong	Ron Nettles	9	8	0	101	121	NA	NA
1949	Charlie Armstrong	Sam Cox	11	8	0	126	103	NA	NA
1950	Charlie Armstrong	Bob Trowbridge	13	7	0	122	104	NA	NA
1951	Charlie Armstrong	Augie Pompelia	16	6	0	161	97	.292	.234
1952	Ralph Matherly	Bob Trowbridge	17	4	0	158	72	.266	.188
1953	Ralph Matherly	Billy "Cooter" Mills	13	10	1	156	254	NA	NA
1954	Ralph Matherly	Bob Hudson	13	8	0	164	102	.269	NA
1955	Danny Litwhiler	Billy Campbell, Bob Hudson	17	6	0	189	98	.321	NA
1956	Danny Litwhiler	Max Long	25	7	0	244	121	.295	NA
1957	Danny Litwhiler	Carlee Hendrix	22	9	0	232	120	.297	NA
1958	Danny Litwhiler	Dick Howser	20	7	0	198	104	.295	.208
1959	Danny Litwhiler	Dale Koch	22	11	0	258	166	.282	.231
1960	Danny Litwhiler	Ray Bazzell	13	9	0	183	136	.313	.254
1961	Danny Litwhiler	Frank Davis, Jack Dull	21	7	0	203	238	.301	.256
1962	Danny Litwhiler	Ray McShane, Bob Madison	23	14	0	254	221	.296	.258
1963	Danny Litwhiler	Al Beccaccio	26	13	0	250	151	.278	.213
1964	Fred Hatfield	Jim Reed	23	13	0	244	171	.273	.247
1965	Fred Hatfield	Gerry Chmielewski	32	11	1	305	179	.281	.253
1966	Fred Hatfield	Dick Fernandez	39	13	0	417	192	.294	.214
1967	Fred Hatfield	Roy Mewbourne	32	14	0	214	155	.234	.220
1968	Fred Hatfield	Chuck Cone, Bob Canty	35	6	0	291	120	.284	.215
1969	Jack Stallings	Dick Gold, Mike Easom	38	13	1	303	158	.273	.219
1970	Jack Stallings	Dick Nichols	49	9	1	261	144	.277	.186
1971	Jack Stallings	Harry Saferight, Ron Cash	41	16	0	341	208	.282	.208
1972	Jack Stallings	Ken Doria, Mike Scarce	45	23	0	473	325	.291	.251
1973	Jack Stallings	John Librandi, Denny Williams	38	21	0	331	218	.239	.218
1974	Jack Stallings	Randy Davidson	37	25	0	320	269	.268	.232
1975	Woody Woodward	Randy Davidson	49	10	0	371	162	.300	.198
1976	Woody Woodward	Craig Eaton	40	16	0	467	228	.302	.210
1977	Woody Woodward	Larry Jones	37	13	0	459	375	.271	.231
1978	Woody Woodward	Brooks Carey, Greg Jones	44	18	0	457	303	.309	.269
1979	Dick Howser	Craig Patterson	43	17	1	494	272	.319	.277
1980	Mike Martin	Don DeLoach, Craig Ramsey	51	12	0	630	306	.327	.281
1981	Mike Martin	Mike Fuentes, Rick Hatcher	56	23	0	638	407	.303	.273
1982	Mike Martin	Jeff Ledbetter	56	17	1	752	375	.327	.243
1983	Mike Martin	Mike Yastrzemeski, Rick Figueredo	55	18	1	737	574	.302	.243
1984	Mike Martin	Jody Reed, Jeff Gray	55	29	0	644	464	.291	.265
1985	Mike Martin	Frank Fazzini, Jimmy Jones	59	23	0	786	406	.330	.245
1986	Mike Martin	Luis Alicea, Doug Little, Mike Loynd	61	13	0	655	333	.325	.244
1987	Mike Martin	Ed Fulton, Jose Marzan	55	18	0	579	319	.307	.241
1988	Mike Martin	Barry Blackwell, Edwin Alicea	50	18	1	568	309	.302	.257
1989	Mike Martin	Clyde Keller	54	18	0	513	275	.290	.232
1990	Mike Martin	Marc Ronan, Gar Finnold	57	15	0	555	290	.306	.263
1991	Mike Martin	Pedro Grifol, Eduardo Perez, Ricky Kimball	57	14	0	543	273	.298	.241
1992	Mike Martin	Chris Roberts, Nandy Serrano, Roger Bailey	49	21	0	472	267	.300	.230
1993	Mike Martin	Ty Mueller, John Wasdin	46	19	0	424	229	.280	.237

# FLORIDA STATE Award Winners

## FSU ALL-AMERICANS

(First Team unless otherwise indicated.)

YEAR	PLAYER, POS.	TEAMS MADE
1957	Dick Howser, SS	ABCA
1958	Dick Howser, SS	ABCA
1959	Bob Clem, 2B	ABCA (2)
1961	Jack Dull, 2B	ABCA (3)
1962	Buddy Teagle, C	ABCA
1963	Mike Augustine, OF	ABCA
	Woody Woodward, SS	ABCA (3)
1964	Ken Suarez, C	ABCA
1966	Jim Lytle, OF	ABCA, TSN
1967	Gary Sprague, SS	TSN (2)
1968	Tom Cook, C	ABCA (3)
1969	Dick Gold, 2B	ABCA, TSN (HM)
1970	Dick Nichols, 2B	TSN, ABCA (2)
	Johnny Grubb, OF	TSN (HM)
	Ron Cash, 3B	TSN (HM)
	Pat Osburn, P	TSN (HM)
1972	John Librandi, OF	ABCA (3)
1975	Danny O'Brien, P	ABCA (3)
	Randy Davidson, OF	ABCA (3)
	Steve Tebbetts, OF	TSN (HM)
	Jim Busby, OF	TSN (HM)
1976	Terry Kennedy, C	TSN
	Guillermo Bonilla, 3B	ABCA
1977	Terry Kennedy, C	TSN
1978	Blane McDonald, C	ABCA (2)
1979	Craig Patterson, 2B	ABCA (2)
1980	Mike Fuentes, OF	ABCA, TSN (2)
	Jim Weaver, OF	TSN
1981	Mike Fuentes, OF	ABCA, BA, TSN (2)
	Jeff Ledbetter, DH	TSN, BA (2)
1982	Jeff Ledbetter, OF	ABCA, BA, TSN
1983	Frank Fazzini, OF	BA (FR)
	Doug Little, P	BA (FR)
1984	Frank Fazzini, OF	BA (3)
	Paul Sorrento, OF	BA (FR)
	Luis Alicea, 2B	BA (FR)
	Ray Revak, P	BA (FR-2)
1985	Frank Fazzini, OF	ABCA, BA, TSN (2)
	Doug Little, P	BA (2), ABCA (3)
	Luis Alicea, 2B	BA (3)
	Richie Lewis, P	BA (FR)
	Barry Blackwell, C	BA (FR)
1986	Luis Alicea, 2B	BA, TSN, ABCA (2)
	Mike Loynd, P	ABCA, BA
	Richie Lewis, P	BA
	Bien Figueroa, SS	BA (2)
	Paul Sorrento, OF	BA (2)
1987	Richie Lewis, P	BA, TSN, ABCA (2)
	Ed Fulton, C	BA (3), ABCA (3)
1988	Ricky Kimball, P	BA (FR)
1989	Allen Bevis, 2B	BA (FR-2)

	Pedro Grifol, C	BA (FR-2)
1990	Brad Gregory, P	ABCA (2)
	Gar Finnvald, P	BA (2)
	Marc Ronan, P	BA (2)
	Roger Bailey, P	BA (FR-2)
	Chris Roberts, OF	BA (FR-2)
1991	Pedro Grifol, C	ABCA, BA
	Eduardo Perez, 1B	ABCA (2), BA (3)
	Chris Roberts, OF	BA (3)
1992	Chris Roberts, OF	BA, ABCA (2)
	Roger Bailey, P	BA (2), ABCA (3)
1993	Link Jarrett, SS	NCBWA (2)
	Doug Mienkiewicz, 1B	NCBWA (3), BA (FR-2)
	Jonathan Johnson, P	CB (FR), BA (FR), CB (3)
	Mickey Lopez, 3B	CB (FR-HM)

KEY: ABCA-American Baseball Coaches Association, BA-Baseball America, TSN-The Sporting News, FR-Freshman All-America Team, NCBWA-National Collegiate Baseball Writers Association, HM-Honorable Mention, CB-Collegiate Baseball.

## FLORIDA STATE'S FIRST TEAM ALL-AMERICANS

### Dick Howser 1957-58



The first All-American in Florida State history, Dick Howser led FSU into the District III Playoffs each season from 1956-58, and to the District Championship in 1957. This brilliant shortstop was named All-Region in 1957 and '58 and earned All-America recognition from the ABCA both of those years. In 1956, Howser's .422 batting average set a Florida State season mark. He played professional baseball for Kansas City, Cleveland and the New York Yankees and returned to coach his alma mater to a 43-17-1 record in 1979.

### Buddy Teagle 1962




Buddy Teagle, the catcher for the 1962 Seminoles, was honored with ABCA All-America status after a fine offensive and defensive year. He proved to be a threat both at and behind the plate. At the plate, Teagle boasted a .325 batting average. Behind the plate, his rifle arm was a threat to all potential base stealers.

Presented annually to the top amateur baseball player in the country as selected by a special committee for the United States Baseball Federation.



Mike Fuentes, OF  
1981




Mike Loynd, P  
1986

Selected by *The Sporting News* writers as the best collegiate player in the nation.



**Terry Kennedy, C**  
1977



**Jeff Ledbetter, OF**  
1982

**Mike Augustine \_\_\_\_\_ 1963**



Mike Augustine is literally a Seminole success story. In the 1962 season, he never saw regular playing time until tournament time. The next season, the center-fielder broke a school record for most hits in a season with 58. This 5-9, 150-pound All-American led Florida State to the District III title and a trip to the College World Series.

**Ken Suarez \_\_\_\_\_ 1964**



For the second time in three seasons, the Seminoles boasted an All-America catcher. In 1962, Buddy Teagle was named All-America and in 1964, Ken Suarez was named to the first team Coaches All-America team. Suarez was the leader of the 1964 Seminoles. He led the team in five offensive departments, including batting average as he hit .404.


**Jim Lyttle \_\_\_\_\_ 1966**



In 1966, Jim Lyttle was named a first team All-American by *The Sporting News* and the American Baseball Coaches Association. He was also an All-District III NCAA selection. That year, Lyttle rewrote Florida State slugging records. His 13 home runs, 51 RBIs and 131 total bases set school records

that lasted for years. He was also a fine defensive outfielder with an arm like a rifle. He played professional baseball with the Yankees, White Sox and Expos.


**Dick Gold \_\_\_\_\_ 1969**



Dick Gold, the team co-captain for the 1969 Seminoles, set many Florida State batting records. His 20 career doubles, 83 career RBIs, 151 career hits and 98 career runs either tied or surpassed the school records of the day. The nine triples he hit in 1969 remains a Florida State mark.

Gold was a first team ABCA All-American and a District III team selection.

**Dick Nichols \_\_\_\_\_ 1970**



Dick Nichols was the leading hitter on the 1970 national runner-up Seminole team that boasted four All-Americans. His batting average of .338 was just above fellow All-American Ron Cash's .335. Nichols, the second baseman for the Tribe, was selected to the All-District III team and

earned All-America recognition from *The Sporting News*.

**Guillermo (Juan) Bonilla \_\_\_\_\_ 1976**



The third baseman for the 1976 Tribe team that went 40-16 under Head Coach Woody Woodward, Guillermo (Juan) Bonilla garnered first team All-America honors from the Coaches Association for his offensive and defensive prowess. Bonilla, a native of Rip Piedras, Puerto Rico, hit nearly

.350 for the 1976 Seminoles and ranked second only to fellow All-American Terry Kennedy in RBI and runs scored.

**Terry Kennedy \_\_\_\_\_ 1976-77**



Swinging his big bat or crouched behind the plate, Terry Kennedy gave Florida State his best. From 1975-77, he drove in 122 runs and clouted 32 homers. His 64 RBIs, 21 home runs and .810 slugging average were school records in 1976. He earned 1976 All-Region and 1977

all-Metro honors. In both 1976 and '77, he was named a first team All-American by *The Sporting News* and added Most Valuable Player recognition from the magazine in 1977.


**Jim Weaver \_\_\_\_\_ 1980**



Jim Weaver, the Seminole leftfielder in 1980, was second only to fellow outfielder Mike Fuentes in batting. Weaver's numbers, .372 batting average and 18 home runs, fit perfectly into a powerful hitting team which boasted five players who hit above

.350. Weaver also had a team-high 28 stolen bases. He was a member of the All-Metro Conference first team, as well as an All-American by *The Sporting News*.

**Mike Fuentes \_\_\_\_\_ 1980-81**




Mike Fuentes went from being cut from the Seminole team to winning the Golden Spikes Award in 1981, symbolizing college baseball's best player. He was FSU's third two-time All-American (ABCA) and also earned first-team recognition from *Baseball America*. He

became the first Seminole to hit .400 in a season when he batted .408 as a junior while leading Florida State into the 1980 College World Series. Fuentes capped a brilliant career with a senior season that included 27 home runs, 81 RBIs and a .360 average. During that year, he broke the NCAA career home run mark, finishing his career with 64.



**Jeff Ledbetter** 1981-82



Jeff Ledbetter was nicknamed "Treetops" for his monumental blasts into the pine trees behind the rightfield wall at Seminole Field. Ledbetter set NCAA and FSU records in almost every offensive category, including home runs in a season (42), career home runs (97), home runs in a game (4), career RBIs (346), total bases in a season (273) and career total bases (346). Ledbetter ended an outstanding 1982 season by being named All-Metro, All-Metro Tournament, Metro Player of the Year, consensus All-American and *The Sporting News* and *Baseball America* Player of the Year.

**Frank Fazzini** 1985



A powerful slugger, Frank Fazzini posted outstanding numbers during the 1985 season. His remarkable batting average of .413 was padded with other great statistics including 33 home runs and 118 RBIs. Fazzini's offensive skills made him a first team All-America choice by the Coaches Association and *Baseball America*, as well as a member of the All-Metro Conference and All-Metro Tournament teams.

**Luis Alicea** 1986



Florida State's second baseman in 1986, Luis Alicea literally raked in the awards. He was named to All-America teams by *The Sporting News* and *Baseball America*, was the MVP of the NCAA South II Regional Tournament and earned recognition on the College World Series All-Tournament team. With a batting average of .392 and a fielding percentage of .945, Alicea was dangerous both offensively and defensively. These skills made him an integral member of the Seminoles' College World Series runner-up team.

**Mike Loynd** 1986



Pitcher Mike Loynd, who led the Seminoles to a 61-13 record and a second-place finish in the College World Series, was named the 10th recipient of the Golden Spikes Award in 1986. Loynd won the award after compiling a 20-3 record in a stellar senior season. Loynd was a master at fooling opposing batters, striking out 223 of them. Because of his tremendous numbers, Loynd was a first team ABCA and *Baseball America* All-American, as well as the Metro Tournament MVP.

**Richie Lewis** 1986-1987



Richie Lewis, a pitcher from Muncie, Ind. was a fiery strikeout artist who mystified opposing batters. From 1985-87, Lewis struck out 520 batters in 392.2 innings of play. This not only remains a Seminole all-time record, but ranks second in the NCAA record book. In 1987, he was chosen to the ABCA, *The Sporting News* and *Baseball America* All-America teams.

**Pedro Grifol** 1991



Pedro Grifol, an All-America catcher, epitomized the spirit of the 1991 College World Series squad. Always competitive, Grifol posted a .344 batting average and a near-perfect .998 fielding average. He led the squad in RBIs with 80 and in home runs with 16. Grifol, a three-year starter at catcher, proved a great target for Seminole pitchers. His ability to frame a pitch and provide leadership behind the plate gave his Florida State teammates a player they could look up to.


**Chris Roberts** 1992




Chris Roberts, the highest draft pick to ever attend Florida State, was a three-year starter in the outfield and on the mound for the Seminoles from 1990-92. Roberts was a 1992 Collegiate Baseball All-American, as well as an all-ACC selection. The Middleburg, Fla. product racked up numerous awards at Florida State, including the 1991 Metro Conference Player-of-the-Year. Roberts hit .301, smashing 32 homeruns and driving in 175 runs. As a pitcher, Roberts posted a 23-8 record with 202 strikeouts. While at Florida State, Roberts started in leftfield for the USA National Team in the summer of 1991 and again at the 1992 Olympic Games in Barcelona. Roberts was selected in the first round of the 1992 June draft, and later signed with the New York Mets.

BASEBALL AMERICA PLAYER/PITCHER OF THE YEAR

Selected by the writers and editors of *Baseball America* as the best collegiate player in the nation. Two awards given from 1981-88; combined into one Player of the Year in 1989.



**Jeff Ledbetter, OF**  
1982



**Mike Loynd, P**  
1986

**ACADEMIC ALL-AMERICANS**

*Selected by the College Sports Information Directors of America.*

- Greg Gromek, SS \_\_\_\_\_ 1970-71
- Carl Gromek, P \_\_\_\_\_ 1970
- Danny O'Brien, P \_\_\_\_\_ 1975
- Tommy Zoeller, 1B \_\_\_\_\_ 1985
- Gar Finnold, P \_\_\_\_\_ 1989



# SERIES RECORDS

## VS. All Opponents

(1994 Opponents in Bold CAPS)

TEAM	FIRST MEETING	LAST MEETING	SERIES STANDINGS			Opponent	Year 1	Year 2	Series Record
			W	L	T				
Alabama	1967	1991	5	2	0	Georgia	1951	1987	27- 5- 0
Ala-Birmingham	1988	1988	1	0	0	Georgia Southern	1948	1985	95-31- 0
Amherst	1952	1964	7	1	0	Ga Southwestern	1976	1976	3- 1- 0
Appalachian State	1993	1993	2	0	0	Georgia State	1981	1993	25- 2- 0
Arizona	1963	1991	5	6	0	<b>GEORGIA TECH</b>	<b>1959</b>	<b>1993</b>	<b>33-10- 0</b>
Arizona State	1987	1992	7	3	0	Grambling	1985	1989	13- 1- 0
Arkansas	1985	1985	0	1	0	<b>HAWAII</b>	<b>1977</b>	<b>1980</b>	<b>1- 2- 0</b>
Armstrong State	1985	1985	2	0	0	Holy Cross	1970	1970	2- 0- 0
Army	1975	1975	1	0	0	Howard	1976	1976	1- 1- 0
Auburn	1954	1989	59	38	0	Illinois	1956	1990	6- 0- 0
Austin Peay	1979	1987	5	0	0	Indiana	1956	1956	2- 0- 0
Ball State	1984	1991	19	2	0	Indiana State	1986	1986	1- 0- 0
Belmont Abbey	1969	1969	2	0	0	Iowa	1988	1988	1- 0- 0
Biscayne College	1976	1976	4	0	0	Ithaca	1957	1962	3- 0- 0
Bowling Green	1970	1970	1	0	0	Jackson State	1981	1981	1- 0- 0
Bradley	1950	1950	1	0	0	Jacksonville State	1953	1973	3- 0- 0
Brooklyn College	1980	1980	1	0	0	<b>JACKSONVILLE</b>	<b>1964</b>	<b>1993</b>	<b>68-28- 0</b>
Brown	1971	1971	5	1	0	Kearney State	1977	1977	2- 0- 0
California	1992	1992	1	0	0	Kent	1992	1992	1- 0- 0
Cal State-Fullerton	1984	1993	4	7	0	Kentucky	1965	1977	6- 1- 0
Campbellsville	1981	1981	1	0	0	Kentucky Wesleyan	1968	1968	2- 0- 0
Central Florida	1985	1993	13	2	0	Kenyon	1952	1952	2- 0- 0
Central Michigan	1990	1990	1	0	0	Lafayette	1971	1990	4- 0- 0
Charleston Southern*	1988	1990	7	0	0	Lenoir-Rhyne	1980	1980	1- 0- 0
Chicago State	1972	1972	2	0	0	Lewis	1974	1974	0- 3- 0
Cincinnati	1953	1991	23	2	0	Louisiana State	1955	1991	8- 5- 0
<b>CLEMSON</b>	<b>1958</b>	<b>1993</b>	<b>27-24-</b>	<b>1</b>	<b>0</b>	Louisville	1977	1991	17- 2- 0
Cleveland State	1981	1982	3	0	0	Loyola (La.)	1952	1968	10- 0- 0
<b>COASTAL CAROLINA</b>	<b>1991</b>	<b>1992</b>	<b>3- 0-</b>	<b>0</b>	<b>0</b>	Maine	1988	1988	1- 0- 0
<b>COL OF CHARLESTON</b>	<b>1992</b>	<b>1993</b>	<b>5- 0-</b>	<b>0</b>	<b>0</b>	Marietta	1973	1977	1- 1- 0
Columbus College	1974	1976	5	0	0	Marshall	1978	1978	0- 1- 0
Connecticut	1957	1957	0	1	0	<b>MARYLAND</b>	<b>1965</b>	<b>1993</b>	<b>9- 1- 0</b>
Cumberland	1973	1973	2	0	0	Memphis State	1977	1991	43-15- 0
Dartmouth	1970	1970	1	0	0	<b>MERCER</b>	<b>1948</b>	<b>1993</b>	<b>41- 8- 0</b>
Davidson	1954	1954	1	0	0	Mercer-Atlanta	1974	1982	9- 0- 0
Dayton	1980	1980	1	0	0	<b>MIAMI</b>	<b>1951</b>	<b>1993</b>	<b>92-72- 3</b>
Delaware	1979	1979	0	1	0	Michigan	1959	1991	3- 1- 0
<b>DUKE</b>	<b>1954</b>	<b>1993</b>	<b>22-11-</b>	<b>0</b>	<b>0</b>	Michigan State	1957	1975	9- 6- 0
East Carolina	1962	1987	5	3	0	Middle Georgia	1948	1948	2- 0- 0
East Tennessee State	1978	1978	2	0	0	Millsaps	1949	1949	1- 0- 0
Eastern Illinois	1980	1980	1	0	0	<b>MINNESOTA</b>	<b>1981</b>	<b>1992</b>	<b>6- 0- 0</b>
Eastern Michigan	1975	1982	0	2	0	Mississippi	1949	1972	6- 1- 0
Farleigh Dickinson	1973	1973	2	0	0	Mississippi College	1948	1951	13- 4- 0
Flagler	1980	1982	4	1	0	Mississippi State	1964	1992	7- 4- 0
<b>FLORIDA</b>	<b>1956</b>	<b>1993</b>	<b>86-68-</b>	<b>0</b>	<b>0</b>	Missouri-Rolla	1980	1980	2- 0- 0
Florida A&M	1971	1979	12	0	0	Monmouth	1980	1980	1- 0- 0
Florida International	1973	1991	13	5	0	Morehead State	1978	1978	2- 0- 0
Florida Southern	1949	1974	29	13	1	Navy	1960	1960	3- 4- 0
Fresno State	1991	1991	0	1	0	New Orleans	1980	1991	3- 3- 0
<b>FURMAN</b>	<b>1955</b>	<b>1969</b>	<b>12- 1-</b>	<b>0</b>	<b>0</b>	New York University	1970	1970	2- 0- 0
George Mason	1985	1988	2	0	0	Nevada-Las Vegas	1977	1984	4- 8- 0
George Washington	1958	1959	2	0	0	Niagara	1974	1976	7- 0- 0
						<b>NORTH CAROLINA</b>	<b>1956</b>	<b>1993</b>	<b>23- 6- 0</b>
						UNC-Charlotte	1987	1987	2- 0- 0

<b>NC STATE</b>	<b>1962</b>	<b>1993</b>	<b>7- 8- 0</b>	Va Military Institute	1990	1992	6- 0- 0
UNC-Wilmington	1974	1974	3- 0- 0	Virginia Tech	1967	1991	19- 4- 0
Northeast Louisiana	1964	1964	1- 0- 0	<b>WAKE FOREST</b>	<b>1962</b>	<b>1993</b>	<b>23- 7- 0</b>
Northern Illinois	1971	1971	1- 0- 0	Washington State	1988	1988	1- 0- 0
Northern Iowa	1991	1993	6- 0- 0	Western Carolina	1992	1992	2- 1- 0
Northern Kentucky	1980	1980	1- 0- 0	Western Kentucky	1978	1990	9- 1- 0
North Central	1977	1977	3- 0- 0	Western Michigan	1959	1974	6- 8- 0
Notre Dame	1956	1958	3- 0- 0	West Florida	1981	1984	5- 0- 0
Oakland	1978	1979	4- 0- 0	West Virginia	1956	1962	3- 2- 0
Oglethorpe	1949	1949	0- 1- 0	Wichita State	1989	1990	1- 3- 0
Ohio	1970	1974	1- 1- 0	William & Mary	1967	1967	1- 0- 0
Ohio State	1960	1982	4- 3- 0	Wingate	1980	1983	6- 0- 0
Oklahoma	1982	1982	0- 1- 0	Winthrop	1993	1993	2- 0- 0
Oklahoma State	1986	1986	1- 0- 0	Wisconsin	1955	1958	8- 1- 0
Olivet	1977	1977	2- 0- 0	Wright State	1979	1980	3- 1- 0
Otterbein	1976	1982	7- 0- 0	Yale	1957	1957	2- 0- 0
Parsons	1967	1967	0- 2- 0				
Penn State	1957	1969	7- 2- 0				
Pittsburgh	1983	1986	13- 0- 0	<b>OTHER AMATEUR TEAMS</b>			
Purdue	1993	1993	0- 1- 0	Camp LeJeune	1949	1954	3- 1- 0
Rice	1988	1989	2- 1- 0	Jacksonville Navy	1953	1954	2- 2- 0
Richmond	1972	1992	20- 0- 0	Pensacola Navy	1965	1965	3- 0- 0
Rider College	1970	1989	3- 0- 0	Valdosta Red Sox	1968	1968	4- 0- 0
Ripon	1981	1981	2- 0- 0				
Rollins	1948	1973	11-11- 0	<b>PROFESSIONAL EXHIBITIONS</b>			
Rose Hulman	1978	1978	4- 0- 0	Birmingham (AA)	1968	1968	0- 3- 0
Rutgers	1966	1966	1- 0- 0	Knoxville (A)	1958	1958	1- 0- 0
Samford	1985	1989	16- 1- 0	Pittsfield (AA)	1968	1968	0- 3- 0
Santa Clara	1962	1962	1- 1- 0	Tallahassee Citizens	1951	1951	1- 0- 0
Savannah	1948	1948	1- 1- 0	Tallahassee Rebels	1954	1954	1- 1- 0
Seton Hall	1975	1975	0- 1- 0	Pawtucket (AAA)	1970	1970	0- 1- 0
South Alabama	1969	1991	31-23- 1	Baltimore (AL)	1970	1970	0- 1- 0
South Carolina	1969	1991	18-10- 0	New York (AL)	1978	1985	1- 1- 0
South Florida	1969	1993	58-15- 1	Atlanta (NL)	1981	1982	1- 1- 0
SE Louisiana	1953	1953	1- 1- 0	Kansas City (AL)	1988	1988	Rain
<b>SE MISSOURI STATE</b>	<b>1982</b>	<b>1982</b>	<b>1- 0- 0</b>	<i>*Formerly Baptist College</i>			
Southern	1982	1982	2- 0- 0	<b>AGAINST THE ACC</b>			
Southern California	1963	1977	1- 3- 0	Clemson			27-24- 1
Southern Illinois	1968	1970	6- 1- 0	Duke			22-11- 0
Southern Mississippi	1982	1991	37-12- 0	Georgia Tech			33-10- 0
SW Louisiana	1976	1983	4- 0- 0	Maryland			9- 1- 0
Springfield	1967	1968	4- 0- 0	North Carolina			23- 6- 0
Springhill	1966	1966	4- 0- 0	North Carolina State			7- 8- 0
St. Francis (Ill.)	1979	1979	3- 1- 0	Virginia			8- 0- 0
St. Joseph's	1972	1973	4- 0- 0	Wake Forest			23- 7- 0
St. Leo	1969	1979	28- 3- 0	<b>RECORD AGAINST ACC TEAMS</b>			<b>152-67- 1</b>
St. Louis	1965	1981	1- 1- 0				
St. Xavier	1982	1983	2- 0- 0	<b>AGAINST STATE SCHOOLS</b>			
Stanford	1992	1992	1- 0- 0	Biscayne (St. Thomas)			4- 0- 0
Stetson	1949	1988	32-20- 0	Central Florida			13- 2- 0
Tampa	1949	1984	24- 4- 1	Flagler			4- 1- 0
Tennessee	1951	1974	4- 3- 0	Florida			86-68- 0
Tennessee-Martin	1979	1979	2- 0- 0	Florida A&M			12- 0- 0
Tennessee Tech	1983	1984	3- 0- 0	Florida International			13- 5- 0
Texas	1965	1987	2- 2- 0	Florida Southern			29-13- 1
Texas A&M	1986	1992	1- 1- 0	Jacksonville			68-28- 0
Troy State	1948	1980	10- 2- 0	Miami			92-72- 3
Tulane	1967	1991	38-18- 1	Rollins			11-11- 0
Union	1970	1970	5- 0- 0	South Florida			58-15- 0
Valdosta State	1963	1988	22- 4- 1	St. Leo			28- 3- 0
Valparaiso	1982	1982	1- 0- 0	Stetson			33-20- 0
Vanderbilt	1972	1972	2- 1- 0	Tampa			24- 4- 1
<b>VIRGINIA</b>	<b>1972</b>	<b>1993</b>	<b>8- 0- 0</b>	West Florida			5- 0- 0
Va Commonwealth	1988	1988	1- 0- 0	<b>RECORD AGAINST THE STATE</b>			<b>480-242-5</b>

# FLORIDA STATE

# Baseball History



## 1948

*Won 9, Lost 8*

6	Mississippi College	0
3	Mississippi College	13
5	Rollins	20
5	Rollins	8
6	Mississippi College	5
6	Mississippi College	7
14	Mercer	12
5	Middle Georgia	4
4	Georgia-Savannah	9
2	Troy State	3
5	Georgia Teachers	2
12	Georgia Teachers	8
7	Middle Georgia	6
8	Georgia-Savannah	3
2	Rollins	8
5	Rollins	8
6	Troy State	5

## 1949

*Won 11, Lost 8*

7	Mississippi	3
6	Mississippi	5
3	Mercer	8
5	Oglethorpe	7
18	Mississippi College	13
10	Millsaps	8
3	Florida Southern	5
8	Florida Southern	10
5	Mississippi College	4
11	Mississippi College	6
10	Stetson	1
8	Stetson	9
8	Tampa	7
7	Tampa	4
6	Mercer	4
2	Stetson	4
4	Stetson	2
1	Florida Southern	3
1	Florida Southern	3

## 1950

*Won 13, Lost 7*

11	Mississippi College	6
13	Mississippi College	4
2	Rollins	14
4	Rollins	6
2	Florida Southern	4
10	Florida Southern	6
3	Bradley	2
1	Bradley	10
0	Stetson	5
8	Stetson	7
7	Tampa	6
12	Tampa	3
3	Mercer	1
12	Mercer	4
10	Tampa	1
7	Tampa	9
6	Mercer	10
11	Mercer	6
15	Stetson	10
9	Stetson	4

## 1951

*Won 12, lost 6*

10	Tennessee	9
9	Georgia	5
2	Miami	11
13	Miami	4
15	Florida Southern	6
13	Florida Southern	3
22	Mississippi College	9
6	Mississippi College	2
9	Rollins	3
0	Stetson	3
2	Stetson	3
8	Georgia	6
0	Georgia	2
6	Florida Southern	5
10	Mississippi College	4
7	Mississippi College	8
8	Stetson	2
5	Stetson	7

## 1952

*Won 17, Lost 4*

21	Kenyon	1
11	Kenyon	2
3	Georgia	8
8	Georgia	3
4	Amherst	2
1	Loyola	0
7	Loyola	0
3	Miami	1
7	Miami	0
2	Stetson	7
11	Stetson	10
7	Tampa	4
0	Tampa	4

16	Tampa	11
13	Tampa	3
9	Florida Southern	3
5	Florida Southern	0
22	Florida Southern	11
2	Rollins	1
2	Rollins	9
4	Stetson	2

## 1953

*Won 13, Lost 10, Tie 1*

14	Georgia Teachers	6
15	Georgia Teachers	4
0	Georgia	3
8	Jacksonville Teachers	4
1	SE Louisiana	6
5	SE Louisiana	4
5	Amherst	0
4	Amherst	3
0	Rollins	4
2	Rollins	4
8	Tampa	8
1	Tampa	4
14	Stetson	7
8	Stetson	2
14	Cincinnati	1
4	Jacksonville Navy	2
4	Jacksonville Navy	7
2	Georgia Teachers	6
15	Georgia Teachers	6
6	Georgia	12
0	Stetson	1
9	Stetson	6
2	Florida Southern	7
15	Florida Southern	4

## 1954

*Won 13, Lost 8*

1	Jacksonville Navy	2
7	Jacksonville Navy	4
8	Georgia	7
7	Tennessee	4
2	Auburn	7
7	Davidson	1
24	Jacksonville State	0
11	Amherst	3
10	Amherst	6
4	Duke	8
2	Duke	6
7	Georgia	8
4	Stetson	3
4	Stetson	8
7	Georgia Teachers	4
3	Stetson	7
0	Stetson	7
13	Tampa	1
7	Tampa	2
10	Florida Southern	1
16	Florida Southern	1

1955

*Won 17, Lost 6*

4	Florida Southern	1
15	Florida southern	0
17	Furman	3
6	Furman	3
5	Louisiana State	3
9	Georgia	2
6	Georgia	7
10	Amherst	1
7	Amherst	9
7	Stetson	8
16	Stetson	8
3	Wisconsin	2
7	Wisconsin	2
7	Rollins	2
3	Rollins	9
4	Miami	3
4	Miami	5
10	Georgia Teachers	3
12	Georgia Teachers	2
14	Georgia	5
3	Georgia	17
6	Stetson	4
14	Stetson	5

1956

*Won 25, Lost 7*

6	Furman	1
20	Furman	0
6	Georgia Teachers	5
10	Georgia Teachers	5
9	Florida Southern	2
8	Florida Southern	5
11	Indiana	6
14	Indiana	10
3	North Carolina	2
5	Wisconsin	3
12	Notre Dame	5
12	West Virginia	13
13	Illinois	10
4	Wisconsin	3
12	Illinois	0
3	Wisconsin	10
1	Wisconsin	0
5	Florida	7
8	Cincinnati	2
8	Stetson	1
23	Stetson	2
0	Georgia	2
13	Miami	5
2	Miami	0
5	Georgia Teachers	3
9	Georgia	8
6	Georgia	2
7	Rollins	9
9	Rollins	0
*2	Duke	1
*2	Duke	4
*6	Duke	7

1957

*Won 22, Lost 9*

8	Auburn	2
10	Auburn	5
15	Stetson	0
2	Stetson	3
3	Michigan state	8
7	Yale	0
2	Duke	0
7	Michigan State	4
11	Yale	8

1	Duke	8
1	Ithaca	6
21	Ithaca	4
2	Florida	13
4	Florida	1
15	Miami	3
21	Miami	3
13	Georgia Teachers	2
8	Georgia teachers	3
9	Auburn	10
10	Auburn	4
4	Florida Southern	0
10	Florida Southern	2
15	Miami	3
1	Miami	2
5	Rollins	0
*5	Georgia Teachers	3
*3	Duke	2
*6	Duke	8
*4	Duke	1
**0	Penn State	7
**3	Connecticut	5

1958

*Won 20, Lost 7*

3	Auburn	4
7	Auburn	10
12	Wisconsin	4
5	Notre Dame	2
14	West Virginia	7
7	Wisconsin	3
3	Notre Dame	2
3	Wisconsin	1
7	Florida	8
1	Florida	8
18	Miami	0
7	Miami	12
5	Auburn	1
4	Auburn	2
5	Florida Southern	0
11	Florida Southern	1
4	Stetson	2
9	Stetson	1
9	Miami	2
6	Miami	1
7	Rollins	1
7	Rollins	6
15	Georgia Teachers	10
17	Georgia Teachers	3
*3	George Washington	1
*1	Florida	2
*5	Clemson	8

1959

*Won 22, Lost 11*

14	Camp LeJeune	4
11	Camp LeJeune	3
10	Camp LeJeune	8
8	Auburn	4
11	Auburn	3
1	Georgia	4
16	Georgia	4
17	Stetson	0
21	Stetson	12
9	North Carolina	11
16	Illinois	9
8	Florida	7
5	Michigan State	2
3	Duke	6
2	Western Michigan	3
5	Duke	1
2	Western Michigan	0

11	Michigan	0
2	Michigan State	8
3	Florida	6
7	Florida	9
1	Florida Southern	2
7	Georgia Teachers	1
19	Tampa	1
4	Georgia Teachers	5
8	Georgia	2
4	Georgia	2
4	Auburn	3
8	Auburn	6
*3	George Washington	2
*2	Clemson	24
*16	Georgia Tech	9
*0	Clemson	5

1960

*Won 13, Lost 9*

6	Miami	3
10	Miami	6
10	Georgia	1
7	Ohio State	13
4	Auburn	10
22	Auburn	8
11	Auburn	4
8	Navy	4
9	Georgia	2
8	Georgia	11
4	Mississippi College	2
2	Mississippi College	4
4	Florida Southern	11
3	Florida Southern	5
9	Georgia Southern	5
3	Georgia Southern	10
3	Auburn	4
5	Auburn	6
8	Florida	4
13	Florida	11
16	Miami	3
9	Miami	5

1961


*Won 21, Lost 7*

9	Georgia	8
11	Georgia	3
10	Auburn	1
10	Auburn	9
5	Auburn	15
9	Navy	8
3	Navy	6
10	Duke	6
4	Duke	0
7	Duke	5
8	Duke	2
10	North Carolina	1
2	Florida	3
8	Florida	5
2	Western Michigan	10
7	Western Michigan	6
6	Georgia Southern	4
9	Georgia Southern	1
5	Florida Southern	4
13	Florida Southern	2
2	Miami	0
14	Miami	6
5	Georgia	3
9	Georgia	10
17	Georgia Southern	8
*3	West Virginia	1
*2	Duke	7
*3	West Virginia	4

# Fielder's choice.

What a hit. WD Brand beef from

Winn-Dixie. Always U.S. Choice and aged



for tenderness and  
flavor. And the  
WD Brand is your  
guarantee that the  
beef has been  
given our special  
1/8-inch trim.

So step up to  
the plate and enjoy a

delicious meal. When you start with  
WD Brand beef, you know you've  
made the right choice.

The Beef People

**WINN**  **DIXIE**  
America's Supermarket®



1962

Won 23, Lost 14

Table listing baseball records for 1962, including teams like Georgia, Auburn, Georgia Tech, Navy, Clemson, Furman, Wake Forest, Santa Clara, Ithaca, and Michigan.

1963

Won 25, Lost 12

Table listing baseball records for 1963, including teams like Auburn, Clemson, Navy, Florida Southern, Miami, Furman, Valdosta State, Georgia Southern, Wake Forest, North Carolina State, Duke, East Carolina, Florida, Georgia Tech, Georgia, and Calmest.

Table listing baseball records for 1962, including teams like Auburn, Wake Forest, Western Michigan, Arizona, and Southern California.

1964

Won 23, Lost 13

Table listing baseball records for 1964, including teams like Florida Southern, Florida, Clemson, Tennessee, Georgia Tech, Northeast Louisiana, North Carolina, Mississippi State, Amherst, Duke, Michigan State, Wake Forest, Georgia Tech, Georgia, Georgia Southern, Auburn, Jacksonville, Florida, and Duke.

1965

Won 32, Lost 11, Tie 1

Table listing baseball records for 1965, including teams like Miami, Florida Southern, Kentucky, Navy, Michigan State, Duke, Wake Forest, Michigan State, Duke, Wake Forest, Auburn, Georgia Southern, Georgia Southern, Duke, North Carolina State, North Carolina, Calmest, and Navy.

Table listing baseball records for 1962, including teams like Pensacola Navy, Loyola, Georgia Southern, Jacksonville, Florida, Pensacola Navy, Mississippi State, Maryland, Mississippi, Furman, Florida, Ohio State, Texas, and St. Louis.

1966

Won 39, Lost 13

Table listing baseball records for 1966, including teams like Kentucky, Tennessee, Mississippi State, Auburn, Mississippi, Michigan State, Wake Forest, Rutgers, Wake Forest, Auburn, Spring Hill, North Carolina, Miami, North Carolina, Furman, Louisiana State, Loyola, Spring Hill, Georgia Southern, Florida, Georgia Southern, Jacksonville, Florida, Clemson, Mississippi, East Carolina, Mississippi State, North Carolina, and North Carolina.

1967

*Won 30, Lost 14*

9	Miami	4
6	Miami	5
14	Tampa	0
7	Auburn	12
1	Georgia	2
3	Springfield	1
1	Auburn	0
6	Springfield	5
7	Virginia Tech	2
3	Alabama	4
9	Penn State	3
1	Alabama	0
10	Tulane	6
6	Penn State	7
5	Tulane	1
5	William & Mary	4
5	Wake Forest	1
5	North Carolina	1
1	North Carolina	3
3	Wake Forest	2
0	Wake Forest	1
2	North Carolina	1
0	Parsons	10
4	Parsons	16
2	Auburn	5
9	Auburn	3
8	Tulane	5
7	Tulane	5
5	Loyola	1
5	Loyola	1
7	Georgia Southern	1
5	Georgia Southern	2
2	Georgia Southern	0
7	Georgia Southern	0
7	Jacksonville	0
8	Jacksonville	1
7	Florida	5
2	Florida	5
6	Florida	3
1	Florida	2
1	Florida	3
*5	Clemson	3
*3	Auburn	13
*4	Clemson	6

1968

*Won 35, Lost 6*

7	Valdosta Red Sox	0
11	Valdosta Red Sox	3
2	Georgia	0
2	Georgia	3
10	Penn State	8
10	Springfield	9
7	Penn State	2
18	Springfield	0
3	Wake Forest	0
7	Wake Forest	4
6	Southern Illinois	0
8	Southern Illinois	4
5	Southern Illinois	3
15	Kentucky Wesleyan	1
15	Kentucky Wesleyan	5
18	Valdosta Red Sox	3
3	Valdosta Red Sox	1
4	Miami	1
7	Miami	5
2	Auburn	1
7	Auburn	3
5	Loyola	1
4	Loyola	1

12	Georgia Southern	6
4	Georgia Southern	1
2	Florida	3
2	Florida	3
10	Georgia Southern	2
9	Georgia Southern	4
3	Auburn	2
1	Auburn	18
4	Jacksonville	0
9	Jacksonville	4
1	Florida	0
5	Florida	0
5	Florida	0
*1	East Carolina	2
*6	Alabama	2
*3	East Carolina	1
**15	N. Carolina State	12
*1	N. Carolina State	4

1969

*Won 38, Lost 13, Tie 1*

5	Florida Southern	5
6	Miami	2
5	Miami	0
2	St. Leo	0
0	Auburn	1
6	Auburn	1
3	Loyola	5
2	Loyola	0
5	Tulane	0
0	Tulane	1
4	Penn State	3
8	Penn State	1
6	Penn State	0
8	Penn State	4
0	Southern Illinois	1
5	Southern Illinois	4
3	Southern Illinois	1
10	Belmont Abbey	9
16	Wake Forest	6
16	Wake Forest	14
4	South Carolina	3
10	Wake Forest	1
8	Furman	2
7	Furman	2
18	Kentucky Wesleyan	1
17	Kentucky Wesleyan	0
7	South Florida	3
5	South Florida	2
6	Clemson	2
3	Clemson	1
5	Georgia	0
12	Georgia	3
6	St. Leo	2
3	Florida	1
4	Florida	9
2	Georgia Southern	3
9	Georgia Southern	5
2	Georgia Tech	1
5	Georgia Tech	8
7	Jacksonville	9
2	Jacksonville	4
8	Georgia Southern	1
3	Georgia Southern	4
5	South Alabama	4
4	South Alabama	0
4	Auburn	7
6	Auburn	3
0	Florida	8
1	Florida	3
3	Florida	1

1970

*Won 49, Lost 9, Tie 1*

5	Union	1
6	Union	2
6	St. Leo	1
5	St. Leo	4
1	Florida Southern	0
10	Miami	1
5	Michigan State	6
8	Miami	3
1	Stetson	0
17	Bowling Green	8
6	New York University	1
8	Rider	1
4	New York University	1
6	Southern Illinois	1
15	North Carolina	6
5	North Carolina	4
3	North Carolina	2
5	Illinois	4
6	Maryland	2
11	Holy Cross	4
10	Illinois	0
3	Holy Cross	0
4	Maryland	3
10	Auburn	4
3	Auburn	5
8	South Alabama	4
4	South Alabama	0
11	South Alabama	0
7	South Florida	0
8	South Florida	0
8	St. Leo	3
7	Florida Southern	6
9	South Alabama	0
3	South Alabama	5
2	South Alabama	2
12	Georgia Southern	5
8	Georgia Southern	4
4	Jacksonville	1
9	Jacksonville	2
11	Miami	4
6	Miami	2
1	Florida	3
4	Florida	5
8	Georgia Southern	3
1	Georgia Southern	2
5	Auburn	0
7	Auburn	6
3	Florida	4
1	Florida	0
9	Florida	4
*2	East Carolina	0
*10	Maryland	1
*5	Mississippi State	4
**4	Arizona	0
**6	Dartmouth	0
**1	Texas	5
**2	Ohio University	0
**11	Texas	2
**1	Southern California	2

1971

*Won 41, Lost 16*

13	Valdosta State	1
5	Union	0
14	Union	0
7	Union	6
9	St. Leo	8
7	St. Leo	6
3	Lafayette	0
1	Lafayette	0

2	Lafayette	0
5	Miami	4
4	Miami	5
1	Ohio State	9
9	Michigan State	5
14	St. Leo	2
5	Western Michigan	7
2	Florida A&M	1
21	Florida A&M	0
7	Western Michigan	5
1	Western Michigan	5
7	Florida A&M	1
0	Brown	2
5	Brown	1
3	Brown	1
12	Brown	1
4	Brown	1
6	Brown	1
4	Jacksonville	13
8	Jacksonville	6
7	Northern Illinois	1
7	Miami	5
4	Miami	7
13	Auburn	8
8	Auburn	11
17	Valdosta State	3
0	Clemson	11
7	Clemson	12
2	Clemson	3
6	Georgia	0
2	Georgia	4
9	South Alabama	7
4	South Alabama	5
9	South Alabama	4
10	South Florida	6
4	South Florida	3
2	Stetson	0
1	Stetson	0
1	Georgia Southern	2
6	Georgia Southern	1
7	South Alabama	3
1	Georgia Southern	0
9	Auburn	4
6	Auburn	5
7	Florida	2
2	Florida	0
3	Florida	4
1	Florida	4
7	Florida	0

**1972**

*Won 45, Lost 23*

6	Stetson	3
7	Stetson	1
2	Rollins	0
11	Rollins	6
14	St. Josephs	1
12	St. Josephs	6
8	St. Josephs	1
11	Clemson	7
6	Clemson	3
20	Clemson	3
11	Florida Southern	4
7	Miami	4
3	South Florida	4
6	South Florida	2
8	St. Leo	7
3	Auburn	9
16	Auburn	13
1	Vanderbilt	11
4	Vanderbilt	3
19	Vanderbilt	4
6	Western Michigan	1

2	Florida Southern	4
7	Western Michigan	8
4	Western Michigan	7
8	Western Michigan	1
8	Virginia	6
14	Virginia	7
2	Valdosta State	14
4	Jacksonville	7
3	Jacksonville	4
7	Georgia Southern	3
6	Georgia Southern	7
12	Florida A&M	10
12	St. Leo	10
15	St. Leo	1
9	Florida A&M	2
2	South Alabama	9
2	South Alabama	5
4	South Alabama	6
10	Chicago State	5
12	Chicago State	0
11	Chicago State	2
4	Georgia Tech	2
8	Georgia Tech	3
12	Florida A&M	4
13	Florida A&M	7
1	Jacksonville	3
6	Jacksonville	5
3	Georgia Southern	4
5	Georgia Southern	2
12	Georgia Southern	10
3	Valdosta State	2
4	Miami	5
3	Miami	4
4	Miami	3
6	South Alabama	4
3	South Alabama	1
0	South Alabama	10
3	Auburn	9
7	Auburn	4
1	Florida	3
1	Florida	3
8	Florida	1
4	Florida	2
9	Florida	4
*5	South Alabama	6
*10	Richmond	5
*3	Mississippi	8

**1973**

*Won 38, Lost 21*

1	Miami	5
7	Florida International	4
11	South Florida	5
7	South Florida	8
6	Tampa	2
4	Tampa	0
9	St. Josephs	0
9	St. Josephs	4
13	Jacksonville State	5
5	Marietta	7
7	Miami	6
8	Miami	2
2	Florida Southern	3
7	St. Leo	4
3	Valdosta State	2
5	Fairleigh Dickinson	0
2	Fairleigh Dickinson	1
12	Rollins	0
5	Rollins	0
3	South Alabama	11
4	South Alabama	3
2	Auburn	4
2	Auburn	4

3	Cumberland	0
9	Cumberland	0
3	St. Leo	0
11	St. Leo	0
10	Tampa	2
8	Tampa	4
9	Valdosta State	8
1	Miami	10
4	Miami	1
0	Georgia Southern	7
13	Georgia Southern	8
3	Georgia Southern	7
14	Florida A&M	6
1	Clemson	2
2	Clemson	1
9	Clemson	1
0	Georgia Tech	1
2	Georgia Tech	3
6	Jacksonville	12
7	Jacksonville	4
6	Jacksonville	5
4	Georgia Southern	5
4	Georgia Southern	1
8	Florida A&M	1
5	South Alabama	8
3	South Alabama	4
2	South Alabama	3
4	Auburn	2
8	Auburn	4
6	Stetson	7
4	Stetson	5
3	Florida	0
9	Florida	5
8	Florida	7
0	Florida	4
8	Florida	0

**1974**

*Won 37, Lost 25*

0	Jacksonville	2
5	Jacksonville	4
3	Jacksonville	2
11	Troy State	2
11	Troy State	2
5	N.C.-Wilmington	4
15	N.C.-Wilmington	5
10	N.C.-Wilmington	4
6	Clemson	3
5	Clemson	7
5	Clemson	3
2	Miami	3
3	Miami	4
5	Florida International	2
9	Florida Southern	7
5	Tampa	6
9	Tampa	5
4	Tennessee	7
0	Tennessee	2
3	Ohio University	6
1	South Carolina	4
0	South Carolina	1
6	Rider	1
3	Western Michigan	7
2	Western Michigan	4
6	Valdosta State	3
3	Columbus	0
4	Niagara	2
11	Lewis	12
0	Lewis	4
5	Lewis	7
3	Mercer-Atlanta	1
14	Mercer-Atlanta	11
7	Tampa	4

11	Tampa	1
4	Mercer	0
13	Mercer	11
2	Florida International	0
4	Florida International	5
2	Miami	1
7	Miami	4
3	Miami	17
3	Georgia Southern	13
4	Georgia Southern	2
2	Florida Southern	4
1	Valdosta State	15
2	South Florida	1
9	South Florida	8
11	Auburn	1
3	Auburn	6
7	Georgia Southern	6
4	Georgia Southern	1
3	Georgia Southern	2
4	Columbus	2
4	Auburn	5
1	Auburn	7
9	Jacksonville	2
8	Jacksonville	6
2	Florida	6
4	Florida	3
4	Florida	5
4	Florida	3

**1975**

<i>Won 49, Lost 10</i>		
1	St Leo	0
10	St Leo	4
14	Florida	0
6	Florida	4
6	Jacksonville	4
12	Jacksonville	3
8	Jacksonville	0
9	Valdosta State	0
8	Valdosta State	3
4	Mercer	0
5	Mercer	0
7	Florida International	5
4	St Leo	0
7	St Leo	2
12	Florida International	5
3	Michigan State	4
7	Army	4
11	Michigan State	4
3	Miami	0
0	Miami	2
10	Miami	7
16	Niagara	1
4	Tampa	3
10	Tampa	2
7	Niagara	2
10	Niagara	4
10	Columbus	2
8	Miami	0
5	Miami	2
4	South Alabama	2
4	South Alabama	8
5	South Alabama	4
11	Georgia Tech	0
9	Georgia Tech	3
3	Auburn	1
4	Auburn	0
6	Stetson	2
5	Stetson	3
4	Jacksonville	0
1	Jacksonville	2
2	Mercer	5
5	Mercer	0

9	Florida	5
5	Florida	8
8	Florida	7
8	Georgia Southern	2
6	Georgia Southern	0
10	Georgia Southern	5
6	Georgia Southern	3
7	Georgia Southern	8
7	South Alabama	1
6	Columbus	4
4	Auburn	1
3	Auburn	4
*1	Miami	0
*4	Louisiana State	2
*6	Miami	5
**	Eastern Michigan	2
**0	Seton Hall	11

**1976**

<i>Won 40, Lost 16</i>		
9	Biscayne	4
8	Biscayne	5
5	Miami	1
3	SW Louisiana	2
13	SW Louisiana	10
5	Columbus	4
20	Ga. Southwestern	1
12	Ga. Southwestern	0
7	Ga. Southwestern	9
10	Ga. Southwestern	4
10	Biscayne	7
17	Biscayne	6
1	Howard	6
9	Howard	1
9	Valdosta State	0
8	St Leo	0
7	St Leo	1
12	Stetson	0
10	Stetson	4
21	Jacksonville	5
6	Jacksonville	5
12	Otterbein	2
10	Otterbein	3
6	Valdosta	2
10	Stetson	11
5	Stetson	9
10	Georgia Southern	3
4	Georgia Southern	6
6	Jacksonville	1
2	Jacksonville	6
12	Mercer	14
8	Mercer	2
6	South Florida	1
4	South Florida	0
8	Florida	2
3	Florida	1
15	Niagara	3
4	Niagara	3
13	Niagara	4
9	South Alabama	4
0	South Alabama	1
2	South Alabama	3
8	Florida	5
11	Florida	3
21	South Alabama	6
18	Georgia Tech	6
3	Georgia Tech	4
1	Miami	6
7	Miami	9
20	Miami	4
5	Georgia Southern	11
5	Georgia Southern	2
3	Georgia Southern	4

*6	Jacksonville	1
*1	Auburn	2
*7	Jacksonville	9

**1977**

<i>Won 37, Lost 13</i>		
9	St Leo	2
12	Jacksonville	1
4	Jacksonville	0
3	Florida	8
1	Florida	2
14	Valdosta State	5
0	Kentucky	14
6	Kentucky	4
8	Marietta	2
23	Olivet	0
16	Olivet	1
11	North Central	5
11	North Central	3
9	Jacksonville	5
8	Jacksonville	10
2	Georgia Southern	3
6	Georgia Southern	0
6	Georgia Southern	3
8	Troy State	0
6	Troy State	2
4	Nevada-Las Vegas	2
5	Southern California	16
4	Hawaii	5
13	Kearney State	9
3	Southern California	2
4	Nevada-Las Vegas	2
11	Kearney State	1
5	Hawaii	2
9	Valdosta State	3
9	St Leo	5
9	St Leo	1
3	Florida	7
8	Florida	7
14	Miami	10
4	Miami	10
5	South Florida	0
8	South Florida	6
10	Miami	12
3	Miami	12
2	Miami	10
6	Mercer	4
9	Mercer	1
4	Georgia Southern	3
10	Georgia Southern	9
12	Tulane	4
5	Louisville	2
10	Memphis State	2
3	Tulane	4
11	Tulane	1

**1978**

<i>Won 44, Lost 18</i>		
6	Tulane	1
3	Tulane	8
7	South Florida	4
2	South Florida	0
17	Rose Hulman	0
6	Rose Hulman	5
7	Rose Hulman	3
13	Rose Hulman	1
14	E. Tennessee State	1
7	E. Tennessee State	4
11	St Leo	6
7	St Leo	3
16	Morehead State	4
3	Morehead State	2

**The Medical Team  
Behind The Team!**




**TALLAHASSEE  
ORTHOPEDIC  
CENTER**



*Tallahassee Orthopedic & Sports  
Physical Therapy*

*3334 Capital Medical Blvd. • Suite 300  
Tallahassee, Florida 32308*



*Tallahassee Orthopedic Clinic  
Tallahassee Sports Medicine*

*3334 Capital Medical Blvd. • Suite 400  
Tallahassee, Florida 32308*



13	Western Kentucky	4
16	Western Kentucky	3
3	Ohio State	2
24	Ohio State	13
11	Cincinnati	5
19	Cincinnati	8
7	Ohio state	4
10	Cincinnati	6
0	Tulane	4
3	Tulane	0
5	South Alabama	16
2	South Alabama	9
15	Oakland State	6
6	Oakland State	2
5	South Florida	1
8	South Florida	3
8	St Leo	4
3	St Leo	4
5	South Alabama	4
7	South Alabama	3
3	Jacksonville	4
11	Jacksonville	5
11	Jacksonville	9
11	Jacksonville	6
1	Georgia Southern	0
3	Georgia Southern	4
10	Valdosta State	7
4	Nevada-Las Vegas	16
1	Nevada-Las Vegas	3
6	Nevada-Las Vegas	9
6	Nevada-Las Vegas	13
5	Florida	1
9	Florida	8
13	Valdosta State	5
7	Florida	1
4	Florida	5
12	Mercer	11
9	Georgia Southern	3
2	Georgia Southern	4
4	Georgia Southern	7
4	Georgia Tech	3
3	Louisville	4
3	Tulane	2
8	Georgia Tech	4
7	Louisville	5
9	Memphis State	10
*0	Marshall	4
*2	Miami	7

### 1979

*Won 43, Lost 17, Tie 1*

6	Troy State	4
12	Troy State	0
7	Mercer	5
0	Valdosta State	2
12	Valdosta State	14
6	Valdosta State	0
4	Florida	3
3	Florida	16
18	St. Leo	2
5	St. Leo	2
4	St. Francis	1
2	St. Francis	5
7	Tulane	3
9	Tulane	2
14	St. Francis	5
8	St. Francis	1
4	Austin Peay	2
12	Austin Peay	0
14	Western Kentucky	4
8	Jacksonville	3
21	Jacksonville	8
4	Mercer	2

6	South Florida	4
12	South Florida	4
4	Tennessee-Martin	1
10	Tennessee-Martin	4
12	Wright State	0
13	Wright State	6
9	Stetson	14
13	Oakland State	4
13	Oakland State	6
3	Miami	4
3	Miami	5
11	St. Leo	5
1	St. Leo	5
13	Florida A&M	1
12	Florida	7
9	Miami	2
3	Miami	2
6	Georgia Southern	4
4	Georgia Southern	7
5	Georgia Southern	4
3	Jacksonville	0
9	Jacksonville	10
3	South Florida	1
10	South Florida	1
14	Valdosta State	14
20	Florida A&M	1
2	Mercer	4
5	Georgia Tech	2
11	Georgia Tech	4
9	Florida A&M	1
20	Florida	7
3	Georgia Southern	8
1	Georgia Southern	8
13	Cincinnati	3
5	Tulane	10
11	Memphis State	1
2	Tulane	5
*5	Florida	9
*6	Delaware	7

### 1980

*Won 51, Lost 12*

0	Miami	10
3	Miami	4
9	Miami	8
5	Troy State	3
11	Troy State	9
10	Lenior Rhyne	3
8	Jacksonville	4
17	Jacksonville	8
16	Jacksonville	3
6	Florida	21
6	Wingate	0
5	Wingate	4
18	Missouri-Rolla	3
13	Missouri-Rolla	0
23	Brooklyn	5
2	Northern Kentucky	0
9	Mercer	7
27	Monmouth	2
18	Otterbein	3
15	Otterbein	6
12	Wright State	0
2	Wright State	6
2	Tulane	3
10	Eastern Illinois	9
28	Dayton	2
7	Mercer	4
7	Jacksonville	6
15	Jacksonville	3
5	Jacksonville	1
15	Valdosta State	9
21	Auburn	7

2	Auburn	0
12	South Florida	0
3	South Florida	1
14	South Florida	3
2	Florida	1
15	Florida	2
12	Flagler	1
9	Auburn	5
4	Auburn	2
10	South Florida	4
17	South Florida	0
5	South Florida	5
3	Troy State (Forfeit)	5
12	Troy State	3
11	Valdosta State	4
6	Miami	10
7	Miami	5
5	Miami	7
4	Virginia Tech	12
13	Louisville	1
12	Tulane	5
13	Virginia Tech	6
14	Memphis State	11
5	Georgia Southern	3
13	Georgia Southern	11
3	Georgia Southern	8
*10	New Orleans	8
*19	Western Kentucky	7
*10	Western Kentucky	5
*16	Hawaii	7
**3	Arizona	5

### 1981

*Won 56, Lost 23*

2	Georgia Southern	3
2	Georgia Southern	5
14	Georgia Southern	6
19	Georgia State	3
8	Georgia State	7
19	Georgia State	2
9	Clemson	8
11	Clemson	7
17	Jacksonville	5
9	Jacksonville	10
3	Miami	4
8	Miami	10
4	Miami	19
6	Mercer	5
3	Mercer	4
3	Florida	1
5	Florida	17
15	Wingate	6
7	Ripon	1
12	Ripon	1
4	Wingate	2
6	Wingate	2
19	Campbellsville	4
11	Otterbein	8
9	Otterbein	4
9	South Carolina	8
5	South Carolina	8
12	South Carolina	6
12	Jackson State	11
10	Cleveland State	3
8	Georgia	3
2	Georgia	4
15	Georgia State	5
16	Georgia State	8
1	Georgia State	3
14	Florida	10
9	Florida	12
15	Tulane	9
3	Tulane	11

4	Tulane	15
8	Jacksonville	7
7	Jacksonville	0
3	Flagler	4
12	Flagler	4
4	Memphis State	6
8	Memphis State	4
7	Memphis State	6
6	West Florida	1
3	West Florida	2
7	South Carolina	5
3	South Carolina	9
0	South Florida	2
7	South Florida	3
7	South Florida	6
8	South Florida	2
8	South Florida	0
14	South Florida	5
14	Valdosta State	6
7	Auburn	1
4	Auburn	3
2	Miami	3
5	Miami	4
3	Miami	4
7	Auburn	5
11	Auburn	3
2	Georgia Southern	1
6	Georgia Southern	1
5	Valdosta State	3
15	St. Louis	3
5	Memphis State	0
2	Tulane	6
7	Memphis State	3
22	Tulane	4
15	Tulane	5
***5	Florida	1
***9	Minnesota	4
***6	Miami	14
***4	Florida	5

### 1982

Won 56, Lost 17, Tie 1

23	Georgia State	0
9	Georgia State	1
25	Georgia State	11
24	Mercer-Atlanta	0
19	Mercer-Atlanta	2
15	Mercer-Atlanta	1
5	Georgia	21
6	Georgia	5
12	Southern	10
21	Southern	6
16	Southern Mississippi	7
20	Southern Mississippi	1
5	Georgia Southern	2
9	Georgia Southern	5
14	Mercer	10
11	Mercer-Atlanta	2
12	Mercer-Atlanta	0
9	Mercer-Atlanta	0
19	S.E. Missouri State	2
6	Valparaiso	0
17	Florida	16
8	Florida	1
6	Florida	9
7	Florida	6
6	Jacksonville	12
6	Jacksonville	12
10	Otterbein	4
27	Cleveland State	4
24	Cleveland State	15
11	St. Xavier	0
7	Virginia Tech	2

12	Virginia Tech	4
1	Virginia Tech	5
5	Miami	6
5	Miami	3
9	Miami	3
8	Clemson	1
7	Clemson	6
17	Georgia State	8
31	Georgia State	6
9	West Florida	4
4	Jacksonville	7
10	Jacksonville	7
1	Memphis State	3
3	Memphis State	11
12	Memphis State	6
5	Auburn	9
10	Auburn	8
4	Valdosta State	0
6	Tulane	8
4	Tulane	3
8	Tulane	6
14	Auburn	0
8	Auburn	9
4	Valdosta State	1
12	Mercer	2
8	Mercer	1
5	Flagler	2
13	Flagler	1
5	Georgia Southern	4
8	Georgia Southern	4
19	Georgia Southern	9
5	Miami	11
9	Miami	2
7	Miami	7
10	Cincinnati	2
2	Memphis State	4
12	Louisville	1
2	Virginia Tech	1
7	Memphis State	6
7	Tulane	11
***2	Eastern Michigan	7
***8	Ohio State	3
***5	Oklahoma	6

### 1983

Won 55, Lost 18, Tie 1

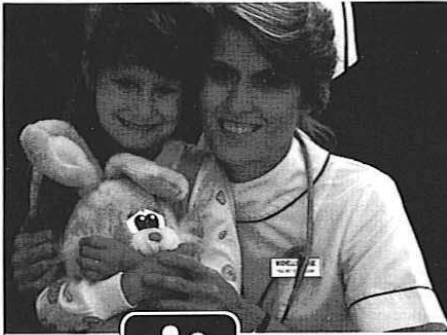
4	Southern Mississippi	2
8	Southern Mississippi	4
22	Mercer	6
14	Mercer	5
10	South Florida	11
5	South Florida	2
1	South Florida	4
12	Auburn	9
6	Auburn	1
0	Miami	9
2	Miami	4
5	Clemson	4
3	Clemson	3
2	Florida	6
14	Florida	16
6	Wingate	4
7	Nevada-Las Vegas	2
5	Nevada-Las Vegas	6
14	Nevada-Las Vegas	11
4	Louisville	6
11	Louisville	4
10	Wake Forest	2
9	Wake Forest	1
7	Wake Forest	3
4	Tennessee Tech	3
12	Tennessee Tech	2
7	Auburn	5

7	Pittsburgh	4
12	Pittsburgh	4
13	Pittsburgh	0
7	St. Xavier	4
5	Louisiana State	15
10	Louisiana State	5
4	SW Louisiana	3
7	South Florida	6
9	South Florida	4
12	South Florida	2
2	Jacksonville	5
7	Jacksonville	9
5	Florida	7
9	Florida	3
12	Georgia Southern	3
9	Georgia Southern	6
7	Jacksonville	1
7	Jacksonville	2
6	Miami	5
4	Miami	3
5	Miami	0
16	Georgia Southern	4
8	Georgia Southern	1
17	Mercer	4
14	Mercer	5
17	Memphis State	0
2	Memphis State	1
6	Memphis State	7
17	Georgia State	4
10	Georgia State	2
8	Georgia State	3
10	Georgia State	1
4	Georgia State	7
9	Georgia State	7
8	Louisiana State	2
6	Louisiana State	3
3	SW Louisiana	0
5	Tulane	6
6	Tulane	8
10	Tulane	6
14	Southern Mississippi	7
9	Cincinnati	2
4	Tulane	2
9	Tulane	6
***8	South Alabama	2
***5	Alabama	7
***5	Miami	10

### 1984

Won 55, Lost 29

7	South Florida	6
4	Miami	10
3	Florida	8
4	South Florida	3
10	South Florida	6
10	South Florida	6
7	West Florida	5
7	West Florida	1
9	Tampa	5
7	Tampa	6
12	Georgia Tech	6
2	Georgia Tech	15
4	Jacksonville	0
11	Jacksonville	3
0	Miami	7
5	Miami	14
7	Miami	6
10	Auburn	4
12	Auburn	2
13	Ball State	2
5	Ball State	1
12	Ball State	2
8	Ball State	6



*Growing and changing  
to make a difference in  
North Florida's health care.*



# Capital Health Plan

2140 CENTERVILLE PLACE, TALLAHASSEE, FLORIDA 32308 (904) 386-3161

The Division of Health Care Services, Florida Department of Health

9	Nevada-Las Vegas	14
1	Nevada-Las Vegas	3
2	Nevada-Las Vegas	6
3	Cal State-Fullerton	5
1	Cal State-Fullerton	6
10	Cal State-Fullerton	4
7	Southern Mississippi	5
8	Southern Mississippi	9
12	Southern Mississippi	6
3	South Florida	2
6	South Florida	8
3	South Florida	6
5	Pittsburgh	0
21	Pittsburgh	1
6	Pittsburgh	0
7	Tennessee Tech	3
18	Alabama	16
5	Georgia Southern	4
21	Georgia Southern	3
0	Clemson	13
3	Clemson	13
8	Georgia State	6
26	Georgia State	13
3	Florida	11
11	Florida	9
2	Jacksonville	10
8	Jacksonville	10
4	Georgia Southern	2
3	Georgia Southern	6
6	Mercer	0
13	Mercer	2
3	Miami	2
3	Miami	4
5	Miami	4
7	Florida	8
7	Florida	4
4	South Alabama	12
3	South Alabama	9
10	Florida International	3
12	Florida International	3
17	Tulane	4
8	Tulane	4
0	Tulane	1
7	South Alabama	8
9	Southern Mississippi	3
11	Southern Mississippi	2
16	Southern Mississippi	6
13	Memphis State	7
11	Memphis State	3
8	Memphis State	3
3	South Carolina	4

4	Tulane	2
10	Memphis State	3
11	Cincinnati	2
17	Virginia Tech	3
11	South Carolina	10
4	New Orleans	7
5	New Orleans	1
7	New Orleans	3
***7	Stetson	10
***4	East Carolina	7

## 1985

*Won 59, Lost 23*

7	Armstrong State	0
1	Armstrong State	0
11	South Florida	5
8	South Florida	2
13	Grambling	7
9	Grambling	4
14	Samford	7
18	Samford	10
20	Southern Mississippi	1
10	Southern Mississippi	4
24	Southern Mississippi	3
5	Miami	2
4	Miami	15
5	Miami	6
5	Georgia Southern	4
12	Georgia Southern	6
16	St. Leo	2
11	Ball State	12
12	Ball State	10
15	Ball State	6
9	Ball State	10
12	Jacksonville	0
25	Jacksonville	6
6	Central Florida	2
5	Central Florida	6
10	South Florida	7
5	South Florida	6
11	Western Kentucky	5
6	Western Kentucky	10
2	Samford	5
20	Samford	4
2	Florida	3
1	Florida	6
6	Pittsburgh	5
18	Pittsburgh	2
9	Pittsburgh	7
17	Southern Mississippi	6

6	Southern Mississippi	0
4	Southern Mississippi	6
15	South Alabama	12
12	Florida	10
14	Georgia State	0
10	Georgia State	4
2	Memphis State	3
3	Florida	6
5	Jacksonville	7
18	Jacksonville	9
9	Tulane	6
4	Tulane	1
9	Tulane	4
6	Central Florida	3
12	Central Florida	0
19	Central Florida	6
2	Miami	3
13	Miami	5
5	Miami	8
8	Georgia Southern	7
6	Georgia Southern	4
4	Memphis State	7
8	Memphis State	3
7	Memphis State	2
19	Georgia Tech	0
13	Georgia Tech	3
8	South Alabama	0
12	South Alabama	10
9	Tulane	3
5	Tulane	2
8	Tulane	9
11	Louisville	3
5	Virginia Tech	8
24	Cincinnati	0
7	South Carolina	5
3	Virginia Tech	1
11	South Carolina	5
13	North Carolina	7
9	North Carolina	5
8	North Carolina	9
***11	George Mason	0
***9	Georgia Tech	1
***6	Arkansas	7
***3	Georgia Tech	8

1986

Won 61, Lost 13

10	Grambling	1
20	Grambling	6
1	Grambling	3
7	Southern Miss	6
2	Southern Miss	0
14	Southern Miss	6
9	Samford	6
9	Samford	1
6	Georgia Tech	4
9	Georgia Tech	4
10	Florida	6
10	Florida	7
9	South Florida	3
8	South Florida	7
9	South Florida	8
3	South Florida	6
9	Florida International	3
12	Florida International	10
19	Samford	2
15	Samford	5
12	Richmond	4
14	Richmond	4
16	Richmond	1
13	Richmond	3
7	Pittsburgh	0
20	Pittsburgh	2
22	Pittsburgh	1
17	Pittsburgh	1
1	Southern Miss	5
2	Southern Miss	0
13	Southern Miss	9
5	South Alabama	12
13	South Alabama	4
14	South Alabama	4
13	South Alabama	9
7	Memphis State	3
6	Memphis State	1
2	Memphis State	7
15	Central Florida	12
8	Central Florida	3
9	Jacksonville	2
9	Jacksonville	10
7	Tulane	5
4	Tulane	2
20	Jacksonville	3
10	Jacksonville	11
6	Miami	1
3	Miami	4
8	Miami	3
7	Florida	6
8	Florida	0
6	Memphis State	0
6	Memphis State	5
7	Memphis State	1
3	Central Florida	1
12	Florida International	0
10	Miami	11
14	Miami	6
5	Miami	7
10	Cincinnati	3
5	South Carolina	8
7	Memphis State	3
3	South Carolina	0
7	South Carolina	2
6	LSU	4
***10	NC State	6
***12	Texas A&M	9
11	South Florida	7
***5	Indiana State	3
**7	Miami	2
**5	Arizona	9

**6	Oklahoma State	5
**4	Miami	3
**2	Arizona	10

1987

Won 55, Lost 18

15	Samford	1
9	Samford	1
4	Grambling	3
9	Grambling	2
12	Grambling	6
4	Samford	1
7	Samford	2
1	New Orleans	3
7	Tulane	5
2	LSU	1
7	Southern Miss	2
10	Southern Miss	4
8	Southern Miss	11
10	Ball State	3
9	Ball State	2
14	Ball State	10
13	South Florida	4
4	South Florida	5
2	South Florida	5
17	South Florida	1
8	Austin Peay	3
15	Austin Peay	0
26	Austin Peay	1
9	UNC-Charlotte	1
14	UNC-Charlotte	5
3	South Alabama	7
1	Southern Miss	3
4	Southern Miss	2
13	Southern Miss	9
12	Central Florida	4
4	Central Florida	3
4	Memphis State	1
8	Memphis State	0
4	Memphis State	5 (10)
7	Georgia Tech	5
10	Georgia Tech	8
5	Georgia	6
3	Georgia	4
9	Jacksonville	3
9	Jacksonville	7
14	Miami	3
6	Miami	11
10	Miami	11 (10)
12	Florida	6
14	Florida	11
9	South Alabama	4
6	Memphis State	4
7	Memphis State	6
7	Memphis State	5
5	Central Florida	8
9	Jacksonville	8 (12)
11	Jacksonville	10 (10)
3	Miami	4 (10)
6	Miami	4 (11)
8	Miami	6
5	Florida	10
5	Florida	7
6	Mercer	2
14	Mercer	2
8	Mercer	3
9	Louisville	2
5	Virginia Tech	4
9	South Carolina	5
5	Southern Miss	1
6	Cincinnati	3
***10	East Carolina	5
**5	Miami	2

***12	South Alabama	3
***3	South Alabama	6
***9	South Alabama	2
**2	LSU	6 (10)
**3	Arizona State	0
**4	Texas	6

1988

Won 50, Lost 18, Tied 1

11	Grambling	7
16	Grambling	3
18	Grambling	2
4	LSU	9
6	Southern Miss	3
18	Southern Miss	11
5	Southern Miss	6
7	Richmond	1
11	Richmond	4
6	Richmond	1
6	Ball State	4
6	South Florida	4
4	South Florida	2
4	South Florida	1
3	South Florida	6
19	Sanford	3
12	Sanford	3
7	Sanford	2
10	Lamar	9
10	Alabama-Birmingham	4
4	Southern Miss	5
1	Southern Miss	2
7	Southern Miss	9
9	Baptist	8
15	Baptist	1
7	Baptist	0
7	Florida International	8
5	Florida International	2
10	Jacksonville	7
3	Mercer	2
9	Mercer	10
12	Minnesota	5
8	Iowa	0
5	Washington State	1
4	Maine	2
6	Old Dominion	5
11	South Alabama	7
3	Miami	8
20	Miami	8
5	Miami	5
7	Florida	2
20	Valdosta State	8
5	Memphis State	6
5	Memphis State	0
1	Memphis State	2
5	Florida	8
13	South Alabama	11
15	Georgia Tech	2
2	Georgia Tech	10
8	Central Florida	1
2	Central Florida	1
11	Central Florida	3
1	Florida International	2
6	Miami	5
7	Miami	9
6	Miami	3
2	Jacksonville	5
14	Memphis State	3
9	Memphis State	5
21	Memphis State	1
18	Louisville	4
9	Virginia Tech	6
9	South Carolina	3
4	Memphis State	2

9	South Carolina	1
***10	Stetson	3
***8	Tulane	6
***3	Florida	9
***2	Stetson	7

### 1989

#### Won 54, Lost 18

9	Arizona State	6
8	Arizona State	3
14	Georgia Tech	1
8	Grambling	3
5	Grambling	0
8	Grambling	2
1	Florida	5
5	Florida	6
5	Baptist	4
10	Baptist	2
0	South Florida	10
8	South Florida	7
5	South Florida	6
3	South Florida	14
3	Rice	4
6	Rice	0
3	Rice	0
6	Richmond	0
12	Richmond	3
3	Richmond	2 (13)
10	Ball State	0
11	Ball State	1
16	Ball State	0
18	Samford	2
14	Samford	0
6	South Carolina	5
3	South Carolina	4
4	South Carolina	5 (10)
11	Jacksonville	6
6	Cal. St. Fullerton	5 (11)
4	Cal. St. Fullerton	9
10	Cal. St. Fullerton	0
2	Mercer	0
7	Mercer	1
10	Southern Miss	2
6	Southern Miss	2
7	Southern Miss	2
6	Jacksonville	0
14	Jacksonville	3
3	Miami	0
1	Miami	8
11	Miami	3
0	Florida	5
7	Florida	5
7	Louisville	0
10	Louisville	1
7	Louisville	2
5	Virginia Tech	7
14	Virginia Tech	8
8	Virginia Tech	4
6	Memphis State	2
6	Memphis State	2
3	Memphis State	1
6	Jacksonville	7 (10)
2	Miami	11
2	Miami	8
8	Miami	4
0	Cincinnati	2
18	Cincinnati	7
8	Cincinnati	7
9	Memphis State	4
14	Southern Miss	7
8	Virginia Tech	2
6	Southern Miss	5
***13	Rider College	7

***8	South Florida	1
***7	Auburn	6
***8	Clemson	1
**4	North Carolina	2
**4	Wichita State	2
**4	Wichita State	7
**9	Wichita State	12

### 1990

#### Won 57, Lost 15

6	Western Kentucky	3
6	Western Kentucky	4
6	Western Kentucky	4
6	North Carolina	3
7	Wichita State	8
7	Arizona	1
16	Arizona	8
10	Arizona	5
5	Florida International	0
3	Florida International	4
17	Virginia Military Inst.	1
3	Virginia Military Inst.	2
8	Virginia Military Inst.	0
19	Ball State	10
16	Ball State	3
12	Ball State	4
7	Richmond	1
12	Richmond	3
13	Richmond	1
5	Florida	1
3	Florida	2
5	Florida	3
7	Florida	6
10	Memphis State	0
3	Memphis State	5
13	Memphis State	5
11	Baptist	5
11	Baptist	1
8	Louisville	3
7	Louisville	4
13	Louisville	7
7	Southern Mississippi	0
3	Southern Mississippi	6
3	Southern Mississippi	6
7	Jacksonville	3
1	Arizona State	9
6	Arizona State	7
3	South Alabama	2
5	Tulane	0
9	Tulane	3
12	Tulane	11
5	Jacksonville	3
7	Miami	3
5	Miami	8
3	Miami	8
14	Mercer	3
6	Mercer	3
9	South Carolina	6
5	South Carolina	6
6	South Carolina	3
3	Florida International	4
3	Miami	7
6	Miami	2
8	Miami	4
6	Virginia Tech	4
5	Virginia Tech	1
25	Virginia Tech	14
6	Cincinnati	1
12	Cincinnati	3
4	Cincinnati	1
4	Tulane	1
11	Virginia Tech	3
4	Cincinnati	5

8	Southern Mississippi	1
12	Virginia Tech	5
8	Cincinnati	5
***7	Lafayette	2
***4	Central Michigan	2
***8	Mississippi State	11
***6	Illinois	4
***11	Mississippi State	9
***3	Mississippi State	4

### 1991

#### Won 56, Lost 15

8	Duke	5
10	Duke	4
9	Duke	3
6	Arizona State	5 (10)
21	Arizona State	5
4	Arizona State	3 (10)
15	Arizona	8
3	Arizona	7
2	Arizona	3
8	Minnesota	4
12	Minnesota	4
8	Minnesota	5
0	New Orleans	6
3	Tulane	0
8	LSU	0
26	Ball State	4
17	Ball State	2
12	Ball State	2
8	Florida	3
5	Florida	3
10	Richmond	3
6	Richmond	2
12	Richmond	4
11	Michigan	6
3	Michigan	0
11	Northern Iowa	2
9	Northern Iowa	0
3	Northern Iowa	0
8	Southern Mississippi	4
5	Southern Mississippi	0
6	Southern Mississippi	4
6	Mercer	2
14	Mercer	5
6	Memphis State	5
4	Memphis State	3 (11)
7	Memphis State	8
5	South Alabama	6 (15)
4	South Carolina	2
7	South Carolina	3
4	South Carolina	9
5	Miami	2
12	Miami	4
8	Miami	5
4	Florida	2
3	Florida	4
6	Louisville	3
5	Louisville	1
14	Louisville	6
	(1-0 forfeit loss)	
10	Tulane	11
1	Tulane	2
4	Jacksonville	7
3	Miami	2
4	Miami	1
6	Miami	8
3	Virginia Tech	2 (12)
4	Virginia Tech	1
11	Virginia Tech	1
15	Cincinnati	5
10	Cincinnati	5
13	Cincinnati	9



9	Cincinnati	3
17	South Carolina	0
1	Southern Mississippi	3
13	Cincinnati	12
10	South Carolina	9(10)
***6	Coastal Carolina	0
***6	Florida International	3
***5	Alabama	2
***6	Alabama	5
**3	Fresno State	6
**0	Florida	5

**1992**

*Won 49, Lost 21*

15	College of Charleston	3
4	College of Charleston	1
4	Arizona State	2
1	Arizona State	4
10	Virginia Military	4
20	Virginia Military	0
5	Virginia Military	4
2	Florida	1
13	Duke	1
4	Duke	5
1	Duke	0
3	Minnesota	1
1	Texas A&M	9
5	Mississippi State	1
14	Charleston Southern	2
13	Charleston Southern	8
6	Coastal Carolina	1
5	Coastal Carolina	2
2	Richmond	1
5	Richmond	1
8	Richmond	2
9	North Carolina	3

2	North Carolina	11
4	North Carolina	2
7	Georgia State	1
22	Georgia State	0
4	N.C. State	0
12	N.C. State	1
4	N.C. State	6
4	Virginia	3
13	Virginia	7
4	Clemson	10
0	Clemson	12
0	Clemson	14
3	Mercer	4
8	Mercer	1
9	Georgia Tech	6
3	Georgia Tech	2
3	Georgia Tech	10
4	Florida	0
6	Miami	10
3	Miami	6
5	Miami	6
1-	Florida	3
9	Wake Forest	3
9	Wake Forest	4
11	Wake Forest	1
3	Miami	7
4	Miami	5
3	Miami	2
12	Maryland	4
15	Maryland	3
18	Maryland	5
4	Florida	1
6	Wake Forest	1
2	Clemson	5
7	North Carolina	3
1	N.C. State	0
0	Clemson	11

36	Georgia State	7
17	Georgia State	4
***0	Western Carolina	1
***2	Stetson	0
***4	Kent	2
***9	Stanford	4
***4	Western Carolina	3
***18	Western Carolina	3
**2	Cal State Fullerton	7
**5	California	4
**0	Cal State Fullerton	6


\* NCAA: District  
 \*\*NCAA: World Series  
 \*\*\*NCAA: Regional

# INSIDE Pitch

Florida State will take on the Florida Marlins March 2 in Melbourne. The contest will mark the opening game in the Marlins' new spring training complex. The Marlins will annually play the highest ranked Division I team in Florida from the previous year.

## Prestige MOTOR CAR GALLERY

What's In A Name? **Everything.**



Anyone can sell you a pre-owned Mercedes Benz, Jaguar, BMW or other prestigious motorcar, but Prestige Motorcar Gallery is the only locally-owned dealership who has been standing behind what we have sold for the past 11 years.

While others have changed, we've remained the same! Offering to you the courteous sales and service you've become accustomed to. Prestige is here for you yesterday, today and the tomorrows. No other dealer can say the same!

3112 West Tennessee St. • 576-4661

# SEMINOLE

## All-Time Roster

### -A-

Bobby Alexander \_\_\_\_\_ 1982  
 Terry Alexander \_\_\_\_\_ 1976  
 Edwin Alicea \_\_\_\_\_ 1987-88  
 Luis Alicea \_\_\_\_\_ 1984-86  
 Roy Alvarez \_\_\_\_\_ 1980  
 Gene Ammann \_\_\_\_\_ 1968-70  
 Bob Armstrong \_\_\_\_\_ 1992  
 Johnny Ash \_\_\_\_\_ 1954-56  
 Bill Ashford \_\_\_\_\_ 1982-83  
 Gary Ashley \_\_\_\_\_ 1953-56  
 Al Ashmon \_\_\_\_\_ 1985  
 Jim Atwood \_\_\_\_\_ 1953-56  
 Mike Augustine \_\_\_\_\_ 1961-63  
 Tony Auitable \_\_\_\_\_ 1953-56

### -B-

Lee Bailey \_\_\_\_\_ 1951  
 Roger Bailey \_\_\_\_\_ 1990-92  
 Jeff Bangston \_\_\_\_\_ 1972-73  
 Rob Bargas \_\_\_\_\_ 1989-90  
 Mark Barineau \_\_\_\_\_ 1981-83  
 Ron Bartlett \_\_\_\_\_ 1976-79  
 Joe Baxter \_\_\_\_\_ 1968-69  
 Clay Baynham \_\_\_\_\_ 1976  
 Harold Bazzell \_\_\_\_\_ 1953  
 Roy Bazzell \_\_\_\_\_ 1957-60  
 Mason Bean \_\_\_\_\_ 1972-73  
 Al Beccaccio \_\_\_\_\_ 1960-62  
 Bob Benda \_\_\_\_\_ 1976-77  
 Michele Bertoldi \_\_\_\_\_ 1991  
 Allen Bevis \_\_\_\_\_ 1989-92  
 Chip Bifano \_\_\_\_\_ 1976-77  
 Ham Bisbee \_\_\_\_\_ 1955  
 Barry Blackwell \_\_\_\_\_ 1985-88  
 Garrett Blanton \_\_\_\_\_ 1989-91  
 Tony Biasucci \_\_\_\_\_ 1983  
 Ralph Blinn \_\_\_\_\_ 1952-53  
 Jon Bolin \_\_\_\_\_ 1990-91  
 Rich Bombard \_\_\_\_\_ 1979  
 Phil Bondack \_\_\_\_\_ 1962-63  
 Bob Bondi \_\_\_\_\_ 1954-57  
 Juan Bonilla \_\_\_\_\_ 1974-77  
 Rafael Bournigal \_\_\_\_\_ 1987  
 LaDon Boyd \_\_\_\_\_ 1967  
 Mike Brady \_\_\_\_\_ 1987-90  
 Mike Bretz \_\_\_\_\_ 1976-79  
 John Bristol \_\_\_\_\_ 1955-57  
 Chris Brock \_\_\_\_\_ 1989-92  
 Kevin Brooks \_\_\_\_\_ 1977-78  
 Marty Brooks \_\_\_\_\_ 1965-67  
 Terry Brooks \_\_\_\_\_ 1969  
 Craig Brown \_\_\_\_\_ 1969-70  
 Dave Brown \_\_\_\_\_ 1974  
 Forrest Brown \_\_\_\_\_ 1953-54  
 Pete Brown \_\_\_\_\_ 1985  
 Randy Brown \_\_\_\_\_ 1964-66  
 Terry Browning \_\_\_\_\_ 1968-69  
 Tommy Bryant \_\_\_\_\_ 1983  
 Terrell Buckley \_\_\_\_\_ 1990  
 Jeff Burger \_\_\_\_\_ 1969  
 Joe Burns \_\_\_\_\_ 1969  
 Jim Busby \_\_\_\_\_ 1974-75  
 Dave Buss \_\_\_\_\_ 1959-60  
 Rod Byerly \_\_\_\_\_ 1987-88  
 Lee Byers \_\_\_\_\_ 1961-64

### -C-

Nick Carfaro \_\_\_\_\_ 1966  
 Vince Calandra \_\_\_\_\_ 1984-85  
 Billy Campbell \_\_\_\_\_ 1952-55  
 Bob Caniy \_\_\_\_\_ 1966-68  
 Brooks Carey \_\_\_\_\_ 1975-78  
 Bob Carroll \_\_\_\_\_ 1972-73  
 Doug Casey \_\_\_\_\_ 1978-79  
 Ron Cash \_\_\_\_\_ 1970-71  
 Sid Cash \_\_\_\_\_ 1990-91  
 Chris Cawthon \_\_\_\_\_ 1981-82  
 Greg Clayborne \_\_\_\_\_ 1986-88  
 Dave Chappel \_\_\_\_\_ 1974  
 Gerald Chmielewski \_\_\_\_\_ 1963-65  
 Bob Clem \_\_\_\_\_ 1958-59  
 Matt Clements \_\_\_\_\_ 1988-89  
 Al Cleveland \_\_\_\_\_ 1969-70  
 Larry Cocks \_\_\_\_\_ 1969-70  
 Hal Cohen \_\_\_\_\_ 1982  
 Chester Cole \_\_\_\_\_ 1965-67  
 Rick Colzie \_\_\_\_\_ 1973-74  
 Chuck Cone \_\_\_\_\_ 1966-68  
 Skip Cone \_\_\_\_\_ 1971-72  
 David Cook \_\_\_\_\_ 1966-68  
 John Cook \_\_\_\_\_ 1992  
 Dave Cooper \_\_\_\_\_ 1976-77  
 Mike Coppers \_\_\_\_\_ 1957-60  
 Lee Corso \_\_\_\_\_ 1954-57  
 Jerry Couch \_\_\_\_\_ 1958-59  
 Bob Craft \_\_\_\_\_ 1966-68  
 Keith Craig \_\_\_\_\_ 1980-81  
 Ken Creely \_\_\_\_\_ 1964-65  
 Buddy Cribb \_\_\_\_\_ 1988-90  
 Charlie Cruz \_\_\_\_\_ 1992-93  
 John Cuesta \_\_\_\_\_ 1953  
 Mike Cullin \_\_\_\_\_ 1980-81  
 Greg Culpepper \_\_\_\_\_ 1979  
 Ben Curry \_\_\_\_\_ 1975-78

### -D-

Dave Dahlen \_\_\_\_\_ 1963-64  
 Bill Daniel \_\_\_\_\_ 1974-75  
 Jim Daniel \_\_\_\_\_ 1960-61  
 Phil Dannunzio \_\_\_\_\_ 1989  
 Randy Davidson \_\_\_\_\_ 1974-75  
 Brett Davis \_\_\_\_\_ 1988  
 Frank Davis \_\_\_\_\_ 1960-61  
 Tim Davis \_\_\_\_\_ 1991-92  
 Tom Davis \_\_\_\_\_ 1962-64  
 Eric Daddens \_\_\_\_\_ 1983-84  
 Don DeLoach \_\_\_\_\_ 1983  
 Greg Dennis \_\_\_\_\_ 1983  
 Jim DeVane \_\_\_\_\_ 1955  
 Paul Dirks \_\_\_\_\_ 1962-64  
 Kevin Dodge \_\_\_\_\_ 1981-82  
 Jerry Donnaway \_\_\_\_\_ 1957-58  
 Ken Doria \_\_\_\_\_ 1971-72  
 Danny Dowell \_\_\_\_\_ 1981-83  
 Steve Downey \_\_\_\_\_ 1974  
 Jay Drevis \_\_\_\_\_ 1984  
 John Drews \_\_\_\_\_ 1974  
 Dean Duchak \_\_\_\_\_ 1965-67  
 Jack Dull \_\_\_\_\_ 1960-61  
 Marc Dunbar \_\_\_\_\_ 1990-91  
 Matt Dunbar \_\_\_\_\_ 1987-90  
 Chris Dunn \_\_\_\_\_ 1986

### -E-F-

Mike Easom \_\_\_\_\_ 1966-68  
 Craig Eaton \_\_\_\_\_ 1975-76  
 Frank Echols \_\_\_\_\_ 1962-63  
 Scott Edwards \_\_\_\_\_ 1989  
 Rudy Eigl \_\_\_\_\_ 1955-58  
 Mike Eissey \_\_\_\_\_ 1973-74  
 Gary Elliott \_\_\_\_\_ 1961-63  
 Jack Emerick \_\_\_\_\_ 1979-80  
 Mike English \_\_\_\_\_ 1967-69  
 Roy Eppley \_\_\_\_\_ 1985  
 Donny Erickson \_\_\_\_\_ 1987-88  
 Terry Farmer \_\_\_\_\_ 1973-74  
 Frank Fazzini \_\_\_\_\_ 1983-85  
 Ed Feely \_\_\_\_\_ 1961  
 Kenny Felder \_\_\_\_\_ 1990-92  
 John Ferguson \_\_\_\_\_ 1968-70  
 George Fergusson \_\_\_\_\_ 1961-62  
 Dave Fernald \_\_\_\_\_ 1971-73  
 Dick Fernandez \_\_\_\_\_ 1964-66  
 Joe Fernandez \_\_\_\_\_ 1953  
 Robert Ferrar \_\_\_\_\_ 1962-63  
 Carl Ferraro \_\_\_\_\_ 1981  
 Mike Fields \_\_\_\_\_ 1978-79  
 Rich Figueroa \_\_\_\_\_ 1980-83  
 Bien Figueroa \_\_\_\_\_ 1985-86  
 Gar Finnvald \_\_\_\_\_ 1989-90  
 Ken Fischer \_\_\_\_\_ 1979-82  
 Robin Flake \_\_\_\_\_ 1970-72  
 Ray Fox \_\_\_\_\_ 1975-78  
 Jim Foxwell \_\_\_\_\_ 1972-75  
 Ron Fraser \_\_\_\_\_ 1954-57  
 Clem Freeman \_\_\_\_\_ 1981  
 Doug French \_\_\_\_\_ 1961-62  
 Mike Fuentes \_\_\_\_\_ 1978-81  
 Bill Fuller \_\_\_\_\_ 1970-72  
 Ed Fulton \_\_\_\_\_ 1985-87

### -G-

John Gagnon \_\_\_\_\_ 1979-80  
 Randy Galley \_\_\_\_\_ 1972-73  
 Tom Garcia \_\_\_\_\_ 1955  
 Linwood Garrett \_\_\_\_\_ 1967-68  
 Dave Garrison \_\_\_\_\_ 1984  
 Steve Gelmine \_\_\_\_\_ 1982-85  
 Alan Gentry \_\_\_\_\_ 1983-84  
 Wayne Giardino \_\_\_\_\_ 1964-65  
 Marc Giordano \_\_\_\_\_ 1987-88  
 Mark Gilbert \_\_\_\_\_ 1978-79  
 Brian Gilliland \_\_\_\_\_ 1989-90  
 Jack Givens \_\_\_\_\_ 1976-77  
 Mike Givens \_\_\_\_\_ 1974  
 Steve Givens \_\_\_\_\_ 1982-83  
 Dick Gold \_\_\_\_\_ 1967-69  
 Jeff Gray \_\_\_\_\_ 1981-84  
 Harry Green \_\_\_\_\_ 1966-68  
 Lane Green \_\_\_\_\_ 1966-68  
 Brad Gregory \_\_\_\_\_ 1989-90  
 Danny Griffin \_\_\_\_\_ 1982-83  
 Pedro Grifol \_\_\_\_\_ 1989-91  
 Dave Grimes \_\_\_\_\_ 1970-71  
 Carl Gromek \_\_\_\_\_ 1968-70  
 Greg Gromek \_\_\_\_\_ 1968-71  
 Johnny Grubb \_\_\_\_\_ 1970  
 Randy Guemple \_\_\_\_\_ 1972-73  
 Jim Gurzynski \_\_\_\_\_ 1968-69

### -H-

Dan Haddock \_\_\_\_\_ 1979  
 Bill Hammond \_\_\_\_\_ 1964-66  
 Art Haney \_\_\_\_\_ 1963  
 Dave Hanselman \_\_\_\_\_ 1984  
 Don Harbaugh \_\_\_\_\_ 1969-71  
 Jeff Hardy \_\_\_\_\_ 1976-77  
 Bryan Harris \_\_\_\_\_ 1991-93  
 Dee Harris \_\_\_\_\_ 1976  
 Ed Harris \_\_\_\_\_ 1967-68  
 Dean Harrison \_\_\_\_\_ 1988-90  
 Rick Hatcher \_\_\_\_\_ 1979-81  
 Tim Hatcher \_\_\_\_\_ 1980

Chuck Hawkins \_\_\_\_\_ 1965-66  
 Mark Haynes \_\_\_\_\_ 1952-54  
 John Hearn \_\_\_\_\_ 1966-68  
 Phil Hearn \_\_\_\_\_ 1966  
 Ken Heath \_\_\_\_\_ 1984  
 George Hehemann \_\_\_\_\_ 1953-56  
 Jim Helm \_\_\_\_\_ 1966-68  
 Carlee Hendrix \_\_\_\_\_ 1954-57  
 Clint Hendry \_\_\_\_\_ 1993  
 Tom Henson \_\_\_\_\_ 1969-71  
 Joel Hicks \_\_\_\_\_ 1976-77  
 Ron Herring \_\_\_\_\_ 1973-74  
 Wm. Higginbothom \_\_\_\_\_ 1953-54  
 Windle Higginbothom \_\_\_\_\_ 1974-75  
 Jeff Hill \_\_\_\_\_ 1967-69  
 Lance Hitchcock \_\_\_\_\_ 1966-68  
 Randy Hodges \_\_\_\_\_ 1992-93  
 Jeff Hogan \_\_\_\_\_ 1967-69  
 Rick Holloway \_\_\_\_\_ 1978-79  
 Maury Hopkins \_\_\_\_\_ 1964-66  
 Bill Horne \_\_\_\_\_ 1973-74  
 Bill Howell \_\_\_\_\_ 1961  
 Ed Howell \_\_\_\_\_ 1964-66  
 Martin Howell \_\_\_\_\_ 1962-63  
 Dick Howser \_\_\_\_\_ 1955-58  
 Ed Howser \_\_\_\_\_ 1980-81  
 Bob Hudson \_\_\_\_\_ 1954-55  
 Bruce Huff \_\_\_\_\_ 1976-79  
 Gary Huff \_\_\_\_\_ 1971-73  
 Ken Huff \_\_\_\_\_ 1978-81  
 Philip Hunt \_\_\_\_\_ 1955  
 George Hutchinson \_\_\_\_\_ 1961

—I—

Vince Inogna \_\_\_\_\_ 1984  
 John Jane \_\_\_\_\_ 1961  
 Ken Jarabeck \_\_\_\_\_ 1978  
 Lincoln Jarrett \_\_\_\_\_ 1962-63  
 Link Jarrett \_\_\_\_\_ 1991-93  
 Barry Johnson \_\_\_\_\_ 1988-89  
 Jay Johnson \_\_\_\_\_ 1962-64  
 Jonathan Johnson \_\_\_\_\_ 1993  
 Larry Johnson \_\_\_\_\_ 1962-64  
 Gordon Johnston \_\_\_\_\_ 1961  
 Greg Jones \_\_\_\_\_ 1976-78  
 Jimmy Jones \_\_\_\_\_ 1982-85  
 Larry Jones \_\_\_\_\_ 1974-77  
 Bob Jordan \_\_\_\_\_ 1966  
 Bob Jordan \_\_\_\_\_ 1974  
 Grady Jordan \_\_\_\_\_ 1992-93

—K—

Randy Kaiser \_\_\_\_\_ 1974  
 Danny Kanell \_\_\_\_\_ 1993  
 Doug Kasimer \_\_\_\_\_ 1969-71  
 Jim Kaufman \_\_\_\_\_ 1954-55  
 Jay Keeler \_\_\_\_\_ 1980-82  
 Clyde Keller \_\_\_\_\_ 1988-89  
 Mike Kelley \_\_\_\_\_ 1974-75  
 Terry Kennedy \_\_\_\_\_ 1975-77  
 Fred Kenney \_\_\_\_\_ 1957-58  
 Keith Kidd \_\_\_\_\_ 1985-86  
 Ricky Kimball \_\_\_\_\_ 1988-91  
 John Keith \_\_\_\_\_ 1969-71  
 Ron Kims \_\_\_\_\_ 1953  
 Dale Koch \_\_\_\_\_ 1958-59  
 John Kolb \_\_\_\_\_ 1981  
 Dru Kosco \_\_\_\_\_ 1984-85  
 Steve Kovensky \_\_\_\_\_ 1986-87  
 Charlie Krausche \_\_\_\_\_ 1961  
 Robert Kull \_\_\_\_\_ 1963-65

—L—

Mark Lacy \_\_\_\_\_ 1981-82  
 Ernie Langford \_\_\_\_\_ 1957-60  
 Rick Langford \_\_\_\_\_ 1973  
 Bill Langston \_\_\_\_\_ 1967  
 Gary Lawrence \_\_\_\_\_ 1965-66  
 Mike Leber \_\_\_\_\_ 1971-72

David Ledbetter \_\_\_\_\_ 1982  
 Jeff A. Ledbetter \_\_\_\_\_ 1982-84  
 Jeff S. Ledbetter \_\_\_\_\_ 1979-82  
 Larry Lee \_\_\_\_\_ 1973  
 Mike Lee \_\_\_\_\_ 1986  
 Greg Lewis \_\_\_\_\_ 1982  
 Jimmy Lewis \_\_\_\_\_ 1991  
 Richie Lewis \_\_\_\_\_ 1985-87  
 Ronald Lewis \_\_\_\_\_ 1987-88  
 Loren Levy \_\_\_\_\_ 1982-84  
 Carlos Lezcano \_\_\_\_\_ 1974-77  
 John LiBrandi \_\_\_\_\_ 1972-73  
 Joe Licata \_\_\_\_\_ 1981  
 Tony Liebsack \_\_\_\_\_ 1991-92  
 Doug Little \_\_\_\_\_ 1983-86  
 Woody Litwhiler \_\_\_\_\_ 1962-64  
 LaWhit Lizzmore \_\_\_\_\_ 1991-92  
 Ed Lockhart \_\_\_\_\_ 1950-53  
 Brad Long \_\_\_\_\_ 1977-78  
 Charlie Long \_\_\_\_\_ 1961  
 Max Long \_\_\_\_\_ 1953-56  
 Mickey Lopez \_\_\_\_\_ 1993  
 George Loti \_\_\_\_\_ 1968-69  
 Mike Loynd \_\_\_\_\_ 1983-86  
 Jose Lugo \_\_\_\_\_ 1974  
 Jim Lytle \_\_\_\_\_ 1966-67  
 Keith Lytle \_\_\_\_\_ 1989

—M—

Bob Madison \_\_\_\_\_ 1960-61  
 Rick Madison \_\_\_\_\_ 1961  
 Marty Maier \_\_\_\_\_ 1973-74  
 Eric Mangham \_\_\_\_\_ 1984-86  
 Harold Mangin \_\_\_\_\_ 1961-62  
 Ed Mann \_\_\_\_\_ 1953  
 Mike Martin \_\_\_\_\_ 1965-66  
 Mike Martin, Jr. \_\_\_\_\_ 1993  
 Neil Martin \_\_\_\_\_ 1965-66  
 Lionel Martinez \_\_\_\_\_ 1980-81  
 Steve Marks \_\_\_\_\_ 1964-66  
 Jose Marzan \_\_\_\_\_ 1984-87  
 John Mason \_\_\_\_\_ 1967  
 Jim Mathers \_\_\_\_\_ 1966  
 Bob Mayer \_\_\_\_\_ 1974-76  
 Jim McArdle \_\_\_\_\_ 1976-77  
 Clyde McBride \_\_\_\_\_ 1963  
 Monty McBride \_\_\_\_\_ 1964-65  
 Owen McCarron \_\_\_\_\_ 1958  
 Chad McClellan \_\_\_\_\_ 1986  
 Gene McCormick \_\_\_\_\_ 1957-60  
 Kevin McCray \_\_\_\_\_ 1992-93  
 Jim McCune \_\_\_\_\_ 1964-65  
 Blane McDonald \_\_\_\_\_ 1978-79  
 Rick McGlone \_\_\_\_\_ 1974-77  
 Joe McKinney \_\_\_\_\_ 1965-66  
 Mike McLeod \_\_\_\_\_ 1975-77  
 Dale McMahan \_\_\_\_\_ 1966  
 John McNeese \_\_\_\_\_ 1991  
 Ray McShane \_\_\_\_\_ 1960-62  
 Bob Merry \_\_\_\_\_ 1953  
 Ron Mewbourne \_\_\_\_\_ 1965-67  
 Doug Mienkiewicz \_\_\_\_\_ 1993  
 Billy "Cooter" Mills \_\_\_\_\_ 1951-54  
 Don Milner \_\_\_\_\_ 1978-79  
 Bart Mitchell \_\_\_\_\_ 1982-84  
 Dave Mobley \_\_\_\_\_ 1976-79  
 Orson Mobley \_\_\_\_\_ 1982  
 Dave Morano \_\_\_\_\_ 1978  
 Jack Morgan \_\_\_\_\_ 1953  
 Todd Morgan \_\_\_\_\_ 1982-84  
 Al Moreya \_\_\_\_\_ 1983  
 Rick Moss \_\_\_\_\_ 1970-71  
 Ty Mueller \_\_\_\_\_ 1989, 91-93  
 Don Murray \_\_\_\_\_ 1963-65

—N—

John Nedeau \_\_\_\_\_ 1990-93  
 Tim Nedin \_\_\_\_\_ 1989  
 Carl Nelson \_\_\_\_\_ 1957-60  
 Roger Neittles \_\_\_\_\_ 1967

John Nicholas \_\_\_\_\_ 1975-76  
 Dave Nichols \_\_\_\_\_ 1971-72  
 Dick Nichols \_\_\_\_\_ 1968-70  
 Joe Nichols \_\_\_\_\_ 1976-79  
 Gary Nichols \_\_\_\_\_ 1963-65  
 Jerry Nielsen \_\_\_\_\_ 1987-88  
 Jack Niles \_\_\_\_\_ 1993  
 Klyne Nowlin \_\_\_\_\_ 1951-53  
 Danny O'Brien \_\_\_\_\_ 1973-75  
 Phil Olson \_\_\_\_\_ 1993  
 Pat Osburn \_\_\_\_\_ 1970  
 Danny Owen \_\_\_\_\_ 1975-76

—P—

Joe Pacetti \_\_\_\_\_ 1985  
 Gary Painter \_\_\_\_\_ 1989-90  
 Bert Palmer \_\_\_\_\_ 1953  
 Keith Parenteau \_\_\_\_\_ 1980  
 Brad Parker \_\_\_\_\_ 1988-90  
 Derek Parker \_\_\_\_\_ 1979  
 Craig Patterson \_\_\_\_\_ 1978-79  
 Ray Pearson \_\_\_\_\_ 1953  
 Ed Peres \_\_\_\_\_ 1972-73  
 Eduardo Perez \_\_\_\_\_ 1989-91  
 Jerry Philip \_\_\_\_\_ 1957-58  
 Tim Phillips \_\_\_\_\_ 1980-82  
 Chris Pinder \_\_\_\_\_ 1984  
 Charlie Pinkermann \_\_\_\_\_ 1956-59  
 Keith Pitchford \_\_\_\_\_ 1962-63  
 Bruce Pollack \_\_\_\_\_ 1967  
 Chris Pollack \_\_\_\_\_ 1986-87  
 Ed Porcelli \_\_\_\_\_ 1986-87  
 Tim Porter \_\_\_\_\_ 1969-70  
 Lynn Powell \_\_\_\_\_ 1963  
 Dave Price \_\_\_\_\_ 1970-72  
 Brad Prior \_\_\_\_\_ 1976

—R—

Craig Ramsey \_\_\_\_\_ 1976-79  
 Cliff Ranew \_\_\_\_\_ 1964-65  
 Rocky Rau \_\_\_\_\_ 1989-90  
 Derek Reams \_\_\_\_\_ 1993  
 Bob Reboin \_\_\_\_\_ 1989  
 Jim Reed \_\_\_\_\_ 1964-65  
 Jody Reed \_\_\_\_\_ 1983-84  
 Ray Revak \_\_\_\_\_ 1984-85  
 Dave Rhino \_\_\_\_\_ 1982  
 Mary Rice \_\_\_\_\_ 1971-74  
 Mike Riebling \_\_\_\_\_ 1967-69  
 Justin Rigney \_\_\_\_\_ 1992  
 Kevin Rigsby \_\_\_\_\_ 1978  
 Rim Riley \_\_\_\_\_ 1978-79  
 Dan Roatche \_\_\_\_\_ 1969-72  
 Chris Roberts \_\_\_\_\_ 1990-92  
 Pete Roberts \_\_\_\_\_ 1967  
 Kenny Robinson \_\_\_\_\_ 1991  
 Matt Robinson \_\_\_\_\_ 1982-83  
 Charlie Rodgers \_\_\_\_\_ 1957-60  
 Marc Ronan \_\_\_\_\_ 1988-90  
 Tom Rosa \_\_\_\_\_ 1972-73  
 Jack Ross \_\_\_\_\_ 1960-62  
 Larry Rothschild \_\_\_\_\_ 1974  
 George Roundtree \_\_\_\_\_ 1962-64  
 Mike Rudi \_\_\_\_\_ 1987-88  
 Jim Rushworth \_\_\_\_\_ 1992

—S—

Harry Saferight \_\_\_\_\_ 1970-71  
 Rick Saffel \_\_\_\_\_ 1979  
 Tom Sailor \_\_\_\_\_ 1982  
 Chuck Sanders \_\_\_\_\_ 1952-53  
 Deion Sanders \_\_\_\_\_ 1987-88  
 Jerry Santos \_\_\_\_\_ 1988-89  
 Pete Sarron \_\_\_\_\_ 1965-66  
 Craig Saxner \_\_\_\_\_ 1985-86  
 Bill Saunders \_\_\_\_\_ 1976  
 Mac Scarce \_\_\_\_\_ 1970-71  
 Mike Scarce \_\_\_\_\_ 1971-72  
 Glayden Schater \_\_\_\_\_ 1953

# Fire & Ice

... a winning combination of great food & world class beverages.

**ROTISSERIE CHICKEN**  
- DELICIOUS & HEALTHY -  
**HOT WINGS, COLD BEER,**  
**6 TVs FOR SPORTS, AND**  
**THE WORLD BEER TOUR**  
... 140 BRANDS FROM  
AROUND THE WORLD

**656-0330**

1433 E. LAFAYETTE - ACROSS FROM GOVERNOR'S SQUARE ON THE PARKWAY



Jim Scheller \_\_\_\_\_ 1969-70  
Ed Schneider \_\_\_\_\_ 1980-81  
Mike Schmitz \_\_\_\_\_ 1993  
Greg Schnute \_\_\_\_\_ 1968-70  
Scott Schroeffel \_\_\_\_\_ 1993  
Jim SeEVERS \_\_\_\_\_ 1955  
Nandy Serrano \_\_\_\_\_ 1991-92  
John Sheppard \_\_\_\_\_ 1957-58  
Bob Sherman \_\_\_\_\_ 1961  
Tim Sherrill \_\_\_\_\_ 1972-73  
Buddy Shaw \_\_\_\_\_ 1983  
Chad Sheffer \_\_\_\_\_ 1993  
Ken Shimchak \_\_\_\_\_ 1977-79  
Gordon Shirah \_\_\_\_\_ 1954-56  
Jamey Shoupp \_\_\_\_\_ 1981-82  
Bob Shupack \_\_\_\_\_ 1953  
Howard Siegle \_\_\_\_\_ 1974  
Herb Sikes \_\_\_\_\_ 1969-72  
Ken Silvestri \_\_\_\_\_ 1971-72  
Bob Skala \_\_\_\_\_ 1953  
Craig Skok \_\_\_\_\_ 1968-69  
Mike Skoutelakis \_\_\_\_\_ 1987  
Mike Slade \_\_\_\_\_ 1969-72  
Ken Sloan \_\_\_\_\_ 1966  
Paul Sorrento \_\_\_\_\_ 1984-86  
David Sorokowski \_\_\_\_\_ 1988-89  
David Smalley \_\_\_\_\_ 1980-83  
Frank Slusser \_\_\_\_\_ 1956-58  
Dwight Smith \_\_\_\_\_ 1961-63  
Jackie Smith \_\_\_\_\_ 1976-77  
Ken Smith \_\_\_\_\_ 1985  
Kevin Smith \_\_\_\_\_ 1985  
Roger Smith \_\_\_\_\_ 1972-73  
Rick Snyder \_\_\_\_\_ 1971-73  
Tom Snyder \_\_\_\_\_ 1982  
Kyle Spitzer \_\_\_\_\_ 1960-62  
James Spooner \_\_\_\_\_ 1967  
Gary Sprague \_\_\_\_\_ 1966  
Bill Stagliano \_\_\_\_\_ 1961  
Scott Steinitz \_\_\_\_\_ 1989  
Darnell Stewart \_\_\_\_\_ 1966-67

Kent Stille \_\_\_\_\_ 1963  
Jack Straub \_\_\_\_\_ 1953  
Michael Stubbs \_\_\_\_\_ 1988  
Len Sullivan \_\_\_\_\_ 1967  
Marv Stringfellow \_\_\_\_\_ 1965-67  
Ken Suarez \_\_\_\_\_ 1963  
Walt Sumner \_\_\_\_\_ 1968-69  
Bob Sutton \_\_\_\_\_ 1966  
Harvey Sweeney \_\_\_\_\_ 1954-56  
Alan Swindle \_\_\_\_\_ 1980-82  
Carl Szymanski \_\_\_\_\_ 1974

**-I-**

Steve Taddeo \_\_\_\_\_ 1986-87  
Houston Taff \_\_\_\_\_ 1966  
Jeff Tam \_\_\_\_\_ 1993  
John Marc Tamayo \_\_\_\_\_ 1988-90  
Jeff Tandlich \_\_\_\_\_ 1974  
Bruce Tanner \_\_\_\_\_ 1981-83  
Buddy Teagle \_\_\_\_\_ 1960-62  
Steve Tebbetts \_\_\_\_\_ 1973-75  
Al Thomas \_\_\_\_\_ 1962-63  
Mike Thomas \_\_\_\_\_ 1976  
Paul Thomas \_\_\_\_\_ 1984-87  
Tom Thomas \_\_\_\_\_ 1966-67  
Jeff Tibbitts \_\_\_\_\_ 1991  
Mike Tice \_\_\_\_\_ 1978-79  
Ed Trancygier \_\_\_\_\_ 1961  
Ronnie Traylor \_\_\_\_\_ 1978-79  
Doug Treadway \_\_\_\_\_ 1983-84  
John Tucker \_\_\_\_\_ 1961-62  
Gale Tuggle \_\_\_\_\_ 1955-56  
Jerry Turner \_\_\_\_\_ 1961  
Fred Twomey \_\_\_\_\_ 1954-57

**-U-V-**

Pat Underhill \_\_\_\_\_ 1989  
Mike Vasquez \_\_\_\_\_ 1968-71  
Bob Vaughn \_\_\_\_\_ 1955-56

Gary Viero \_\_\_\_\_ 1976  
Wayne Vincent \_\_\_\_\_ 1966-68

**-W-**

Bobby Waits \_\_\_\_\_ 1954-57  
Doug Walker \_\_\_\_\_ 1960-61  
Jim Ward \_\_\_\_\_ 1965-66  
John Wasdin \_\_\_\_\_ 1991-93  
Colby Weaver \_\_\_\_\_ 1992-93  
Jim Weaver \_\_\_\_\_ 1980  
Ham Wernke \_\_\_\_\_ 1954-55  
Bill Westendick \_\_\_\_\_ 1957-60  
Ed West \_\_\_\_\_ 1976  
Jimmy White \_\_\_\_\_ 1960-62  
Chuck Witaker \_\_\_\_\_ 1967-68  
Chas Widden \_\_\_\_\_ 1953  
Dick Wiggins \_\_\_\_\_ 1979-80  
Bob Wilcox \_\_\_\_\_ 1964-65  
Denny Williams \_\_\_\_\_ 1972-73  
Laverne Williams \_\_\_\_\_ 1953  
Bill Williamson \_\_\_\_\_ 1962-63  
Gary Williamson \_\_\_\_\_ 1963-64  
Paul Wilson \_\_\_\_\_ 1992-93  
John Wolfner \_\_\_\_\_ 1979-80  
Howard Wood \_\_\_\_\_ 1967  
Woody Woodward \_\_\_\_\_ 1962-64  
Bob Wooley \_\_\_\_\_ 1965-67  
Bob Wynn \_\_\_\_\_ 1953-54

**-X-Y-Z-**

Casey Yarbrough \_\_\_\_\_ 1992  
Ed Yarnell \_\_\_\_\_ 1966-67  
Mike Yastrzemski \_\_\_\_\_ 1980-83  
Manny Yglesias \_\_\_\_\_ 1953  
Greg Zera \_\_\_\_\_ 1968-71  
Bill Ziegler \_\_\_\_\_ 1966-67  
Roger Zimmerman \_\_\_\_\_ 1961  
Tom Zoeller \_\_\_\_\_ 1983-86



**SUPER  
VALUE  
MENU**



**99¢**  
Each

Wendy's<sup>®</sup>  
presents a simple lesson  
in economics.



# FLORIDA STATE IN NCAA Championships

## YEAR-BY-YEAR NCAA & CWS RESULTS

### 1956 NCAA District 3 Playoffs, Gastonia, NC

OPPONENT	FSU	OPP	W-L
Duke	2	1	W
Duke	2	4	L
Duke	6	7	L

### 1957 NCAA District 3 Playoffs, Gastonia, NC

Georgia Teachers	5	3	W
Duke	3	2	W
Duke	6	8	L
Duke	4	1	W

### 1957 COLLEGE WORLD SERIES, OMAHA, NE

Penn State	0	7	L
Connecticut	3	5	L

### 1958 NCAA District 3 Playoffs, Gastonia, NC

George Washington	3	1	W
Florida	1	2	L
Clemson	5	8	L

### 1959 NCAA District 3 Playoffs, Gastonia, NC

George Washington	3	2	W
Clemson	2	24	L
Georgia Tech	16	9	W
Clemson	0	5	L

### 1961 NCAA District 3 Playoffs, Gastonia, NC

West Virginia	3	1	W
Duke	2	7	L
West Virginia	3	4	L

### 1962 NCAA District 3 Playoffs, Gastonia, NC

Florida	0	1	L
West Virginia	6	5	W
Florida	3	1	W
Wake Forest	10	8	W
Wake Forest	3	2	W

### 1962 COLLEGE WORLD SERIES, OMAHA, NE

Santa Clara	5	1	W
Ithaca	5	4	W
Michigan	7	10	L
Santa Clara	6	11	L

### 1963 NCAA District 3 Playoffs, Gastonia, NC

Auburn	4	3	W
Wake Forest	12	4	W
Wake Forest	5	6	L
Wake Forest	11	5	W

### 1963 COLLEGE WORLD SERIES, OMAHA, NE

W. Michigan	5	2	W
Arizona	3	4	L
Southern Cal	3	4	L

### 1965 NCAA District 3 Playoffs, Gastonia, NC

Mississippi State	3	6	L
Maryland	7	3	W
Mississippi State	6	2	W
Furman	2	1	W
Furman	7	5	W

### 1965 COLLEGE WORLD SERIES, OMAHA, NE

Ohio State	1	2	L
Texas	3	2	W
St. Louis	3	5	L

### 1966 NCAA District 3 Playoffs, Gastonia, NC

Mississippi State	3	4	L
East Carolina	6	4	W
Mississippi State	7	0	W
North Carolina	6	5	W
North Carolina	4	6	L

### 1967 NCAA District 3 Playoffs, Gastonia, NC

Clemson	5	3	W
Auburn	3	13	L
Clemson	4	6	L

### 1968 NCAA District 3 Playoffs, Gastonia, NC

East Carolina	1	2	L
Auburn	6	1	W
East Carolina	3	2	W
N. Carolina State	15	12	W
N. Carolina State	1	4	L

### 1970 NCAA District 3 Playoffs, Gastonia, NC

East Carolina	2	0	W
Maryland	10	1	W
Mississippi State	5	4	W

### 1970 COLLEGE WORLD SERIES, OMAHA, NE

Arizona	4	0	W
Dartmouth	6	0	W
Texas	1	5	L
Ohio	2	0	W
Texas	11	2	W
Southern Cal	1	2	L

### 1972 NCAA District 3 Playoffs, Gastonia, NC

South Alabama	5	6	L
Richmond	10	5	W
Mississippi	3	8	L

### 1975 NCAA Regional, Starkville, MI

Miami	1	0	W
LSU	4	2	W
Miami	6	5	W

**1975 COLLEGE WORLD SERIES, OMAHA, NE**

E. Michigan	1	2	L
Seton Hall	0	11	L

**1976 NCAA Regional, Tallahassee, FL**

Jacksonville	6	1	W
Auburn	1	2	L
Jacksonville	7	9	L

**1978 NCAA Regional, Miami, FL**

Marshall	0	4	L
Miami	2	7	L

**1979 NCAA Regional, Tallahassee, FL**

Florida	5	9	L
Delaware	6	7	L

**1980 NCAA Regional, Tallahassee, FL**

New Orleans	10	8	W
Western Kentucky	19	7	W
Western Kentucky	10	5	W

**1980 COLLEGE WORLD SERIES, OMAHA, NE**

Hawaii	6	7	L
Arizona	3	5	L

**1981 NCAA Regional, Miami, FL**

Florida	5	1	W
Minnesota	9	5	W
Miami	6	14	L
Florida	4	5	L

**1982 NCAA Regional, Austin, TX**

Eastern Michigan	2	7	L
Ohio State	8	3	W
Oklahoma	5	6	L

**1983 NCAA Regional, Tallahassee, FL**

South Alabama	8	2	W
Alabama	5	7	L
Miami	5	10	L

**1984 NCAA Regional, Tallahassee, FL**

Stetson	7	10	L
East Carolina	4	7	L

**1985 NCAA Regional, Tallahassee, FL**

George Mason	11	0	W
Georgia Tech	9	1	W
Arkansas	6	7	L
Georgia Tech	3	8	L

**1986 NCAA Regional, Tallahassee, FL**

N. Carolina State	10	6	W
Texas A & M	12	9	W
South Florida	11	7	W

**1986 COLLEGE WORLD SERIES, OMAHA, NE**

Indiana State	5	3	W
Miami	7	2	W
Arizona	5	9	L
Oklahoma State	6	5	W
Miami	4	3	W
Arizona	2	10	L

**1987 NCAA Regional, Tallahassee, FL**

East Carolina	10	5	W
Miami	5	2	W
South Alabama	12	3	W
South Alabama	3	6	L
South Alabama	9	2	W

**1987 COLLEGE WORLD SERIES, OMAHA, NE**

LSU	2	6	L
Arizona State	3	0	W
Texas	4	6	L

**1988 NCAA Regional, Tallahassee, FL**

Stetson	10	3	W
Tulane	8	6	W
Florida	3	9	L
Stetson	2	7	L

**1989 NCAA Regional, Tallahassee, FL**

Rider	13	7	W
South Florida	8	1	W
Auburn	7	6	W
Clemson	8	1	W

**1989 COLLEGE WORLD SERIES, OMAHA, NE**

North Carolina	4	2	W
Wichita State	4	2	W
Wichita State	4	7	L
Wichita State	9	12	L

**1990 NCAA Regional, Starkville, MS**

Lafayette	7	2	W
Central Michigan	4	2	W
Mississippi State	8	11	L
Illinois	6	4	W
Mississippi State	11	9	W
Mississippi State	3	4	L

**1991 NCAA Regional, Tallahassee, FL**

Coastal Carolina	6	0	W
Fla. International	6	3	W
Alabama	5	2	W
Alabama	6	5	W

**1991 COLLEGE WORLD SERIES, OMAHA, NE**

Fresno State	3	6	L
Florida	0	5	L

**1992 NCAA Regional, Tallahassee, FL**

Western Carolina	0	1	L
Stetson	2	0	W
Kent	4	2	W
Stanford	9	4	W
Western Carolina	4	3	W
Western Carolina	18	3	W

**1992 COLLEGE WORLD SERIES, OMAHA, NE**

Cal. State Fullerton	2	7	L
California	5	4	W
Cal. State Fullerton	0	6	L

**1993 NCAA Regional, Tallahassee, FL**

South Florida	4	2	W
Notre Dame	4	3	W
Long Beach State	1	4	L
Notre Dame	3	4	L

**FSU IN THE COLLEGE WORLD SERIES**

All-Time CWS Record	_____	16-24
Appearances	_____	12
First Appearance	_____	1957
Last Appearance	_____	1992
Top Finish	_____	Second (1986, 1970)
CWS Appearances	_____	1957, 62, 63, 65, 70, 75, 80, 86, 87, 89, 91, 92

**FSU IN THE NCAA PLAYOFFS**

(Regional/District 3)	
All-Time Record	_____ 71-44
Appearances	_____ 31
First Appearance	_____ 1956
Last Appearance	_____ 1993
Consecutive Appearances	_____ 16

# FLORIDA STATE

## All-Time Coaching Records



**Charlie Armstrong**  
(1948-51)

YEAR	W-L-T	PCT.
1948	9-8-0	.529
1949	11-8-0	.579
1950	13-7-0	.650
1951	16-6-0	.727
<b>TOTALS</b>	<b>49-29-0</b>	<b>.628</b>



**Danny Litwhiler**  
(1955-63)

1955	17- 6-0	.739
1956	25- 7-0	.781
1957	22- 9-0	.710
1958	20- 7-0	.741
1959	22-11-0	.667
1960	13- 9-0	.591
1961	21- 7-0	.750
1962	23-14-0	.622
1963	26-13-0	.667
<b>TOTALS</b>	<b>189-82-0</b>	<b>.697</b>



**Woody Woodward**  
(1975-78)

1975	49-10-0	.831
1976	40-16-0	.714
1977	37-13-0	.740
1978	44-18-0	.710
<b>TOTALS</b>	<b>170-57-0</b>	<b>.7488</b>

### COACHING RECORDS BY PERCENTAGE

COACH (Years)	RECORD	PCT.
Woody Woodward (1975-78)	170- 57-0	.7488
Mike Martin (1980-93)	761-258-3	.746
Fred Hatfield (1964-68)	161- 57-1	.737
Dick Howser (1979)	43- 17-1	.713
Jack Stallings (1969-74)	248-107-2	.69747
Danny Litwhiler (1955-63)	189- 82-0	.69741
Ralph Matherly (1952-54)	43- 22-1	.659
Charlie Armstrong (1948-51)	49- 29-0	.628



**Fred Hatfield**  
(1964-68)

1964	23-13-0	.639
1965	32-11-1	.739
1966	39-13-0	.750
1967	32-14-0	.696
1968	35- 6-0	.854
<b>TOTALS</b>	<b>161-57-1</b>	<b>.737</b>



**Dick Howser**  
(1979)

1979	43-17-1	.713
------	---------	------



**Ralph Matherly**  
(1952-54)

1952	17- 4-0	.810
1953	13-10-1	.563
1954	13- 8-0	.619
<b>TOTALS</b>	<b>43-22-1</b>	<b>.659</b>



**Jack Stallings**  
(1969-74)

1969	38-13-1	.726
1970	49- 9-1	.839
1971	41-16-0	.719
1972	45-23-0	.662
1973	38-21-0	.644
1974	37-25-0	.597
<b>TOTALS</b>	<b>248-107-2</b>	<b>.697</b>



**Mike Martin**  
(1980-Present)

1980	51-12-0	.810
1981	56-23-0	.709
1982	56-17-1	.764
1983	55-18-1	.750
1984	55-29-0	.655
1985	59-23-0	.720
1986	61-13-0	.824
1987	55-18-0	.753
1988	50-18-1	.714
1989	54-18-0	.750
1990	57-15-0	.792
1991	57-14-0	.803
1992	49-21-0	.700
1993	46-19-0	.708
<b>TOTALS</b>	<b>761-258-3</b>	<b>.746</b>



BARNETT

## Florida State and Barnett Bank VISA or MasterCard- a Winning Combination

It's great to be a Florida State Seminole! And there's no better way to show your pride than with a Florida State University VISA or MasterCard from Barnett. This is the exclusive Florida State University credit card, and each time you use it, Barnett will make a financial contribution to the University.

This is just one more way to honor Florida State and show your loyalty through the continuing support your Barnett card provides.

To request your Florida State University VISA or MasterCard, stop by a Barnett Bank or call 1-800-323-6276.



All Barnett Banks are members FDIC.





# Like a Championship Team,



## Building Wealth Takes Time.

Nothing of value comes easily or quickly.

To reach the highest pinnacle of achievement requires vision, commitment, discipline and patience. It takes meticulous planning and preparation. It demands precise execution and unwavering dedication.

So, too, with investment management.

Mowell Financial Group is committed to a highly personalized, conservative, long-term investment approach based on in-depth research, with value, consistency and safety of principal at the forefront of every investment decision.

Whether your goal is building personal wealth or selecting a professional manager to direct the assets of a

foundation or pension/profit-sharing plan, let Mowell Financial Group show you how a consistent, long-term investment program can work toward the achievement of your financial goals.

---

### MOWELL FINANCIAL GROUP

---

*Investment Counsel*

407 East Sixth Avenue · Tallahassee, Florida · (904) 386-6161  
Registered Investment Advisors, Securities & Exchange Commission