

Atlantic Coast CONFERENCE

The Tradition

Consistency. It's the mark of true excellence in any endeavor.

In today's intercollegiate athletics, competition has become so balanced and so competitive that it is virtually impossible to maintain a high level of consistency.

Yet the Atlantic Coast Conference has defied the odds. Now in its 42nd year of competition, the ACC has long enjoyed a reputation as one of the strongest and most competitive intercollegiate conferences in the nation. And that is not mere conjecture, the numbers support it.

Since the league's inception in 1953, Atlantic Coast Conference schools have captured 52 NCAA and AIAW championships, including 29 in men's competition and 23 in women's. In addition, 87 men and 22 women have earned the coveted title of NCAA champion.

The ACC also stands at the forefront of intercollegiate athletics in terms of academic accomplishments of its student athletes. That accomplishment is nowhere better reflected than in the CFA Academic Achievement Award, given annually to the CFA member institution with the highest graduation rate among members of its football team. Eight times over the past 14 years, an ACC member school has claimed the award.

The Championships

The conference currently conducts championship competition in 23 sports, including 12 for men and

11 for women.

The first ACC championship was held in swimming on February 25, 1954, while the league's inaugural basketball tournament took

place March 4-6, 1954, at North Carolina State, drawing 36,000 fans over the three days.

The 12 sports for men include football, cross country, soccer, basketball, swimming, indoor and outdoor track, wrestling, baseball, tennis, golf and lacrosse.

Women's sports were initiated in 1977 and conference championships for women are currently conducted in cross country, volleyball, field hockey, soccer, basketball, swimming, indoor and outdoor track, tennis, golf and softball.

1993-94 In Review

The 1993-94 academic year will be remembered as one of the best in the 41-year history of the ACC. Conference teams captured five national titles and five other ACC teams participated in national title games. In all, the ACC has won 18 national team crowns in the last four years.

The 1993-94 national champions from the ACC were Florida State in football, Virginia in men's soccer, North Carolina in both women's soccer and women's basketball and Maryland in field hockey.

In addition, North Carolina captured the inaugural Sears Directors' Cup, an all-sports award honoring the Division I school with the best performance by women's and men's athletic teams during the 1993-94 academic year. Three other ACC schools ranked in the top 25 — Clemson (16), Virginia (19) and Florida State (25).

The ACC Office

The ACC Office

6011 Landmark Center Blvd.

P.O. Drawer ACC

Greensboro, NC 27419-6999

Phone: (919) 854-8787

Fax: (919) 854-8797

Commissioner

Gene Corrigan

Associate Commissioner

Fred Barakat, *Basketball*

Assistant Commissioners

Tom Mickle

Bradley Faircloth, *Football*

David Thompson, *Compliance*

Dee Todd, *Championships*

Rick Chryst, *Marketing
& Legal Affairs*

Assistant to the Commissioner

Brian Morrison

Director of Media Relations

Assistant Media Relations

Director

Emily Watkins

Amy Farnum, *Media Relations Intern*

ACC at the '94 College World Series

Florida State 6 Louisiana State 3
 Georgia Tech 2 CSU-Fullerton 0
 Georgia Tech 12 Florida State 4 (10)
 CSU-Fullerton 10 Florida State 3
 Georgia Tech 3 CSU-Fullerton 2
 Oklahoma 13 Georgia Tech 5

All-Tournament

Jason Varitek, C Georgia Tech
 Nomar Garciaparra, SS Georgia Tech
 Brad Rigby, P Georgia Tech

ACC in '94 NCAA Regionals

Atlantic II

Tallahassee, FL

Florida State 8 Central Michigan 6
 Florida State 5 Jacksonville 1
 Florida State 5 Jacksonville 1
 Florida State 7 Brigham Young 1
All-Tournament: Mike Martin (C), Doug Mientkiewicz (1B), John Nedeau (OF), Paul Wilson (P), Charlie Cruz (P), MVP-Mike Martin

Midwest

Wichita, KN

Georgia Tech 7 Connecticut 0
 Georgia Tech 13 Wichita State 1
 Georgia Tech 6 Washington 2
 Washington 12 Georgia Tech 9 (14)
 Georgia Tech 18 Washington 7
All-Tournament: Jason Varitek (C), Scott Byers (1B), Jay Payton (OF), Brad Rigby (P), Nomar Garciaparra (SS), MVP-Nomar Garciaparra

East

Clemson, SC

Clemson 5 The Citadel 1
 Notre Dame 8 Clemson 1
 Clemson 6 Old Dominion 1
 Auburn 11 Clemson 5
All-Tournament: Shane Monahan (OF)

ACC STATISTICS

Midwest

Knoxville, TN

Wright State 14 NC State 12
 NC State 5 Northeastern 2
 NC State 10 Wright State 6
 Tennessee 10 NC State 6
All-Tournament: Mark Wells (OF), Pat Clougherty (DH)

21st Annual ACC Tournament

May 17-22

TUESDAY, MAY 17

Maryland 8 Virginia 2

WEDNESDAY, MAY 18

NC State 6 Florida State 5
 Clemson 7 Maryland 1
 Wake Forest 9 Duke 6
 Georgia Tech 7 North Carolina 4

THURSDAY, MAY 19

Florida State 7 Maryland 1
 North Carolina 13 Duke 12
 Clemson 17 NC State 5
 Georgia Tech 6 Wake Forest 0

FRIDAY, MAY 20

NC State 11 North Carolina 6
 Florida State 18 Wake Forest 3
 Clemson 9 Georgia Tech 6



SATURDAY, MAY 21

Florida State 10 Clemson 4
 NC State 11 Georgia Tech 3
 Florida State 7 NC State 4

SUNDAY, MAY 22

Clemson 4 Florida State 1

All-Atlantic Coast Conference

1st Team

Jason Varitek, Sr., Georgia Tech C
 Scott Pinoni, Jr., Duke 1B
 Mickey Lopez, So., Florida State 2B
 Mike Hampton, Sr., Clemson 3B
 Nomar Garciaparra, Jr., Georgia Tech .. SS
 Shane Monahan, So., Clemson OF
 Brian Buchanan, Jr., Virginia OF
 Jay Payton, Jr., Georgia Tech OF
 Ryan Jackson, Sr., Duke UT
 Cookie Massey, Sr., North Carolina DH
 Paul Wilson, Jr., Florida State SP
 Thad Chrismon, Jr., North Carolina ... RP

All-ACC Tournament Team

Manny DaSilva, North Carolina C
 Andy Barkett, NC State 1B
 Tom Sergio, NC State 2B
 Mike Hampton, Clemson 3B
 Nomar Garciaparra, Georgia Tech SS
 Randy Hodges, Florida State OF
 Shane Monahan, Clemson OF
 Scott Zech, Florida State OF
 Pat Clougherty, NC State DH
 Paul Wilson, Florida State SP
 Ken Vining, Clemson RP
 Shane Monahan, Clemson MVP

ACC Player Of The Year

Ryan Jackson, Duke

ACC Rookie Of The Year

Tom Sergio, NC State

ACC Coach Of The Year

Jack Leggett, Clemson

CONFERENCE GAMES

TEAM	W	L	PCT	HM	RD	W	L	T	PCT	HM	RD	NEU
Clemson	20	4	.833	11-1	9-3	57	18	0	.760	28-7	18-5	11-6
Georgia Tech	16	8	.667	9-3	7-5	50	17	0	.746	29-6	12-6	9-5
Duke	16	8	.667	10-2	6-6	33	20	0	.623	26-11	6-6	1-3
Florida State	14	9	.609	7-5	7-4	53	22	0	.707	34-9	14-9	5-4
North Carolina State	13	11	.542	8-4	5-7	46	18	1	.715	27-4	10-8-1	9-6
North Carolina	10	13	.435	5-6	5-7	34	21	0	.618	23-9	9-9	2-3
Wake Forest	10	14	.417	7-5	3-9	37	20	0	.649	19-17	14-10	4-3
Maryland	6	18	.250	4-8	2-10	24	29	1	.454	15-11-1	8-16	1-2
Virginia	2	22	.083	2-10	0-12	20	34	0	.370	13-17	7-16	0-1

Home Runs

Mark Wells, NCS	24
Brian Buchanan, UVa	22
Cookie Massey, UNC	22
Ryan Jackson, Duke	22
Pat Clagherty, NCS	21

Runs Batted In

Jay Payton, GaT	102
Jason Varitek, GaT	85
Mark Wells, NCS	79

Runs Scored

Shane Monahan, Clem	97
Nomar Garciaparra, GaT	92
Jason Varitek, GaT	87

Doubles

Jay Payton, GaT	27
Nomar Garciaparra, GaT	25
Tim Tracey, NCS	24

Triples

Nomar Garciaparra, GaT	11
Shane Monahan, Clem	9
Randy Hodges, FSU	8
Sean McNally, Duke	8

Base Hits

Shane Monahan, Clem	137
Jay Payton, GaT	129
Nomar Garciaparra, GaT	117

Base On Balls

Jason Varitek, GaT	76
Doug Meintkiewicz, FSU	64
Mike Martin, FSU	53

Stolen Bases

Mike Hampton, Clem	39-47
Nomar Garciaparra, GaT	33-43
Mickey Lopez, FSU	29-37

Slugging Percentage

Brian Buchanan, UVa	.838
Nomar Garciaparra, GaT	.777
Sean McNally, Duke	.775

On Base Percentage

Jason Varitek, GaT	.554
Chris Madonna, UNC	.498
Nomar Garciaparra, GaT	.505

Home Runs Per Game

Cookie Massey, UNC	0.48
Ryan Jackson, Duke	0.42
Brian Buchanan, UVa	0.41

Runs Batted In Per Game

Jay Payton, GaT	1.55
Sean McNally, Duke	1.34
Jason Varitek, GaT	1.27

Runs Scored Per Game

Nomar Garciaparra, GaT	1.44
Scott Pinoni, Duke	1.31
Jason Varitek, GaT	1.30
Ryan Jackson, Duke	1.30

Doubles Per Game

Jay Payton, GaT	0.41
Nomar Garciaparra, GaT	0.39
Tim Tracey, NCS	0.38

Triples Per Game

Nomar Garciaparra, GaT	0.17
Sean McNally, Duke	0.15
Shane Monahan, Clem	0.12

Hits Per Game

Jay Payton, GaT	1.96
Nomar Garciaparra, GaT	1.83
Shane Monahan, Clem	1.83
Manny DaSilva, UNC	1.69

Wins

Brad Rigby, GaT	14
Paul Wilson, FSU	13
Al Gogolin, GaT	12
Jonathan Johnson, FSU	12
Andy Taulbee, Clem	12

Strikeouts

Brad Rigby, GaT	184
Paul Wilson, FSU	161
Jonathan Johnson, FSU	137

Innings Pitched

Brad Rigby, GaT	143.0
Paul Wilson, FSU	143.0
Al Gogolin, GaT	139.1
Jonathan Johnson, FSU	122.1

Complete Games

Paul Wilson, FSU	9
Bret Wagner, WF	7
Ryan Jackson, Duke	5

Saves

Thad Chrismon, UNC	10
Scott Winchester, Clem	9
Brian Dunn, Md	7
Ryan Flowers, NCS	7
Chris Myers, GaT	7

Appearances

Thad Chrismon, UNC	35
Matt Moore, UVa	32
Shane McGill, GaT	29

Strikeouts Per 9 Innings

Yates Hall, UVa	12.88
Brad Rigby, GaT	11.58
Sean Murphy, UNC	10.20

Hits Per 9 Innings

Thad Chrismon, UNC	6.40
Brad Rigby, GaT	6.55
Paul Wilson, FSU	6.67

Walks Per 9 Innings

Jason Dawsey, Clem	1.94
Paul Wilson, FSU	2.01
Eric Milton, Md	2.15

Opponents Batting Average

Thad Chrismon, UNC	.197
Brad Rigby, GaT	.204
Paul Wilson, FSU	.205

Team Statistics

Hitting

TEAM	AB	R	H	2B	3B	HR	AVG
Georgia Tech	2455	634	828	161	31	93	.337
N.C. State	2350	550	766	137	30	105	.326
Duke	1888	476	608	119	19	90	.322
Wake Forest	1972	440	611	130	14	66	.310
North Carolina	1953	414	594	119	14	83	.304
Florida State	2498	508	737	153	34	48	.295
Clemson	2639	514	774	143	27	48	.293
Virginia	1785	310	501	101	5	42	.281
Maryland	1775	295	488	99	12	36	.275

Pitching

TEAM	INN	ER	H	SO	BB	ERA
Florida State	659.0	226	558	680	258	3.09
Clemson	689.0	266	649	626	249	3.46
Georgia Tech	606.2	264	564	557	259	3.92
North Carolina	486.0	228	484	448	222	4.22
Wake Forest	494.0	274	576	396	213	4.99
N.C. State	583.1	325	626	463	290	5.01
Virginia	449.0	265	482	447	238	5.31
Duke	462.2	286	591	292	159	5.56
Maryland	453.0	288	535	357	223	5.72

Team Records

Games

GAMES PLAYED

Most in Season: 84, 1984
Fewest in Season: 17, 1948

VICTORIES

Most in Season: 61, 1986 (61-13)
Fewest in Season: 9, 1948 (9-8)

WINNING PERCENTAGE

Highest in Season: .854, 1968 (35-6)
Lowest in Season: .529, 1948 (9-8)

WINNING STREAK

Longest: 22, 1991 (March 2 - 30)

LOSING STREAK

Longest in Season: 5, 1974, 1985 and 1994

ATTENDANCE

Single Home Game: 6,145 vs. Miami, 1986
3-game series: 17,811 vs. Miami, 1991
2-game series: 10,431 vs. Florida, 1994
Single Season: 118,897, 1986 (45 dates)
Single Season, all games: 231,511, 1986 (68 dates, World Series included)

SHUTOUTS

Fewest Times Shutout in Season: 0, 1985 (82 games) and other years with fewer games
Most Times Shutout in Season: 5, 1974, 1992 and 1994
Longest Streak Without Being Shutout: 336, 1984-1988
Most Recorded in Season: 15, 1970 (59 games) and 1975 (59 games)
Most Consecutive in Season: 4, 1970 and 1973
Most Consecutive Scoreless Innings: 40, 1973

EXTRA INNING GAMES

Most in Season: 6, 1974, 1981, 1989, 1991
Longest Game: 15 innings, several times

Batting

AT BATS

Most in Game: 61, vs. Georgia State, 1992
Both Teams: 107, vs. Hawaii, 1977 (FS 53, H 54)
Most in Season: 2,872, 1985 (82 games)
Fewest in Season: 752, 1951 (18 games)
Most Plate Appearances in Inning: 21, vs. Georgia State, 1992

RUNS

Most in Inning: 16, vs. Cleveland State, 1982; vs. Georgia State, 1992
Most in Game: 36, vs. Georgia State, 1992
Most Allowed in Game: 24, Clemson, 1959
Most Combined: 43, vs. Georgia State, 1992 (FS 36, GS 7)
Largest Winning Margin: 29, vs. Georgia State, 1992 (FS 36, GS 7)
Largest Losing Margin: 22, vs. Clemson, 1959 (C 24, FS 2)
Most in Season: 752, 1982
Most Allowed in Season: 464, 1984
Fewest in Season: 101, 1948 (17 games)
Fewest Allowed in Season: 72, 1952 (21 games)

HITS

Most in Inning: 15, vs. Georgia State, 1992
Most Allowed in Inning: 8, South Florida,

FSU RECORDS

1974; Cincinnati, 1991

Most Consecutive Hits: 7, vs. Memphis State, May 14, 1988; vs. Georgia State, May 15, 1992

Most in Game: 36, vs. Georgia State, 1992 (5/15)

Most Allowed in Game: 23, Nevada-Las Vegas, 1978

Most in Season: 947, 1985 (82 games)

Most Allowed in Season: 756, 1984 (84 games)

Fewest in Season: 186, 1952 (21 games)

Fewest Allowed in Season: 130, 1952 (21 games)

DOUBLES

Most in Game: 8, vs. Brooklyn College, 1980; vs. Tulane, 1990 (4/8); vs. Georgia State, 1992 (5/15)

Most Allowed in Game: 6, several times

Most Combined: 10, vs. Cleveland State, 1982 (FS 5, CS 5); vs. Virginia Tech, 1989 (FS 5, VT 5); vs. Tulane, 1990 (4/8, FS 8, TU 2)

Most in Season: 182, 1990 (72 games)

Most Allowed in Season: 133, 1984 (84 games)

Fewest in Season: 24, 1951 (18 games)

Fewest Allowed in Season: 19, 1951 (18 games)

TRIPLES

Most in Game: 5, vs. Western Kentucky, 1968; vs. Georgia State, 1982

Most Allowed in Game: 3, several times

Most Combined: 5, vs. Western Kentucky, 1968 (FS 5, WK 0); vs. Georgia State, 1982 (FS 5, GS 0)

Most in Season: 35, 1969 (52 games) and 1972 (68 games)

HOME RUNS

Most in Game: 7, vs. Missouri-Rolla, 1980; vs. Georgia State, 1982

Most Allowed in Game: 6, Southern Miss, 1986

Most Combined: 9, vs. Cincinnati, 1991 (5/12, FS 6, UC 3)

Most in Season: 146, 1985 (82 games)

Most Allowed in Season: 82, 1984 (84 games)

Fewest in Season: 3, 1954 (21 games)

Fewest Allowed in Season: 4, 1951 (18 games)

Most Grandslams: 7, 1984 (84 games)

TOTAL BASES

Most in Game: 54, vs. Georgia State, 1992

Most Combined: 75, vs. Georgia State, 1982 (FS 51, GS 24)

Most in Season: 1,580, 1985 (82 games)

Fewest in Season: 250, 1952 (21 games)

SLUGGING PERCENTAGE

Highest in Season: .568, 1982 (74 games)

RUNS BATTED IN

Most in Game: 34, vs. Georgia State, 1992

Most Combined: 40, vs. Georgia State, 1992 (FS 34, GS 6)

Most in Season: 698, 1985 (82 games)

BASE ON BALLS

Most in Game: 20, vs. Cleveland State, 1982

Most Allowed: 18, Stetson, 1976

Most Combined: 26, vs. Valdosta State, 1980 (FS 10, VS 16)

Most in Season: 555, 1984

Most Allowed in Season: 340, 1972 (68 games)

Fewest in Season: 93, 1955 (22 games)

STRIKEOUTS

Most in Game: 18, vs. Cleveland State, 1988

Most Combined: 29, vs. Georgia, 1968 (FS 18, G 11); vs. Georgia Southern, 1970 (GS 16, FS 13)

Most in Season: 520, 1984 (84 games)

Fewest in Season: 93, 1955 (22 games)

BATTING AVERAGE

Highest in Season: .337, 1980 (63 games)

Highest Allowed in Season: .281, 1980 (63 games)

Lowest in Season: .237, 1967 (46 games)

Lowest Allowed in Season: .186, 1970 (59 games)

STOLEN BASES

Most in Game: 11, vs. Stetson, 1957; vs. Richmond, 1986; vs. Virginia, 1994

Most Allowed in Game: 13, Stetson, 1973

Most Combined: 13, vs. Stetson, 1973 (FS 0, S 13)

Most in Season: 232, 1987 (73 games)

Most Allowed in Season: 98, 1984 (84 games)

Fewest in Season: 20, 1954 (21 games)

Fewest Allowed in Season: 7, 1962 (28 games) and 1968 (41 games)

Defense

PUTOUTS

Most in Season: 2,212, 1984 (84 games)

ASSISTS

Most in Season: 1,126, 1984 (84 games)

Fewest in Season: 226, 1960 (22 games)

ERRORS

Most in Game: 9, vs. Valdosta State, 1988

Most in Game by Opponent: 8, several times, latest Virginia Tech, 1990 (5/10)

Most Combined: 12, vs. Georgia State, 1984 (FS 4, GS 8); vs. Valdosta State, 1988 (FS 9, VS 3); Virginia Tech, 1990 (5/10, FS 4, VT 8)

Most in Season: 167, 1984 (84 games)

Most by Opponent in Season: 184, 1984 (84 games)

FIELDING AVERAGE

Highest in Season: .973, 1994 (75 games)

Lowest in Season: .915, 1959 (33 games)

DOUBLE PLAYS

Most in Game: 4, many times, latest vs. Jacksonville, 1994 (4/20)

Most in Season: 95, 1984 (33 games)

Pitching

PITCHING APPEARANCES

Most in Game: 7, vs. Georgia, 1982
Most in Season: 223, 1984 (84 games)

COMPLETE GAMES

Most in Season: 27, 1969 (52 games)

INNINGS PITCHED

Most in Season: 738, 1984 (84 games)
Most by Opponent: 717, 1984 (84 games)

SAVES

Most in Season: 29, 1990 (72 games)

NO-HITTERS

Most in Season: 2, 1968 (41 games)

ONE-HITTERS

Most in Season: 6, 1970 (59 games)

TWO-HITTERS

Most in Season: 6, 1970 (59 games) and 1976 (56 games)

EARNED RUNS

Most Allowed in Season: 367, 1984 (84 games)

EARNED RUN AVERAGE

Highest in Season: 4.43, 1984 (84 games)
Lowest in Season: 1.49, 1970 (59 games)

STRIKEOUTS

Most Recorded in Game: 25, vs. Furman, 1956
Most Recorded in Season: 718, 1986 (74 games)
Fewest Recorded in Season: 126, 1954 (21 games)

Individual Records

Games

GAMES PLAYED

Most in Season: 84, Paul Sorrento, 1984; Frank Fazzini, 1984
Most in Career: 279, Mike Yastrzemski, 1980-83; Barry Blackwell, 1985-88
Consecutively in Season: 85, Frank Fazzini, 1984
Consecutively in Career: 235, Link Jarrett, 1991-94

Batting

BATTING AVERAGE

Highest in Season: (0-125 at bats) .436, Bob Clem, 1959; (126-199 at bats) .399, Mike Augustine, 1963; (222-250 at bats) .409, Mike Fuentes, 1980; (250+ at bats) .413, Frank Fazzini, 1985
Highest in Career: (100-600 at bats) .410, Bob Clem, 1959-60; (600+ at bats) .373, Mike Fuentes, 1978-81

SLUGGING PERCENTAGE

Highest in Season: .875, Jeff Ledbetter, 1982 (273 TB/312 AB)
Highest in Career: .727, Jeff Ledbetter, 1979-82 (704 TB/968 AB)

AT BATS

Most in Game: 7, several players, latest Kenny Felder and Ty Mueller vs. Georgia State, 1992

Most in Season: 357, Luis Alicea, 1985
Most in Career: 989, Link Jarrett, 1991-94

RUNS SCORED

Most in Game: 6, Mark Gilbert vs. Ohio State, 1978; Luis Alicea vs. Georgia State, 1984
Most in Season: 109, Frank Fazzini, 1985
Most in Career: 285, Jeff Ledbetter, 1979-82

HITS

Most in Inning: 2, many players, last by Steve Nedean vs. LSU, 6/3/94
Most in Game: 6, Luis Alicea vs. Southern Miss, 1985
Most in Season: 137, Frank Fazzini, 1985
Most in Career: 335, Jeff Ledbetter, 1979-82
Most Consecutive Hits: 9, Donny Erickson, 1988
Most Consecutive Times on Base: 13, Paul Sorrento, 1985
Hitting Streak: 28, Brad Parker, 1988

DOUBLES

Most in Game: 4, Joe Licata vs. Georgia State, 1981
Most in Season: 29, Don DeLoach, 1980
Most in Career: 65, Link Jarrett, 1991-94

TRIPLES

Most in Game: 2, by 9 players, latest Jose Marzan vs. Georgia State, 1985
Most in Season: 9, Dick Gold, 1969; Luis Alicea, 1985
Most in Career: 19, Luis Alicea, 1984-86

HOME RUNS

Most in Game: 4, Jeff Ledbetter vs. Georgia State, 1982
Most in Season: 42, Jeff Ledbetter, 1982
Most in Career: 97, Jeff Ledbetter, 1979-82
Grandslams in Game: 2, Craig Patterson vs. Wright State, 1979
Grandslams in Season: 2, many players, latest Ty Mueller, 1993
Grandslams in Career: 4, Ty Mueller, 1989-93

RUNS BATTED IN

Most in Game: 9, Mike Fuentes vs. Jacksonville, 1979; Luis Alicea vs. Southern Miss, 1985
Most in Season: 124, Jeff Ledbetter, 1982
Most in Career: 346, Jeff Ledbetter, 1979-82

TOTAL BASES

Most in Game: 17, Jeff Ledbetter vs. Georgia State, 1982
Most in Season: 273, Jeff Ledbetter, 1982
Most in Career: 704, Jeff Ledbetter, 1979-82

STOLEN BASES

Most in Game: 6, Chip Bifano vs. Kearney State, 1977
Most in Season: 51, Edwin Alicea, 1988
Most in Career: 98, Jose Marzan, 1984-87

HIT BY PITCHES

Most in Game: 3, Mark Barineau, 1982
Most in Season: 14, Kenny Felder, 1991
Most in Career: 31, Mark Barineau, 1981-83

BASE ON BALLS

Most in Game: 5, four players, most recently by Lionel Martinez vs. Virginia Tech, 1980
Most in Season: 80, Lionel Martinez, 1982
Most in Career: 195, Paul Sorrento, 1984-86

STRIKEOUTS

Most in Games: 5, Dick Nichols vs. Georgia Southern, 1970; Dick Nichols vs. Southern Cal, 1970; and Ed Fulton vs. South Florida, 1986
Most in Season: 74, Frank Fazzini, 1984; Kenny Felder, 1991
Most in Career: 184, Ty Mueller, 1989-93
Fewest in Season (75 AB Min.): 1, Billy "Cooter" Mills, 1974

Defense

PUTOUTS

Most in Season: 659, Doug Mientkiewicz, 1994
Most in Career: 1,595, Pedro Grifol, 1989-91

ASSISTS

Most in Season: 254, Luis Alicea, 1984
Most in Career: 802, Link Jarrett, 1991-94

Pitching

PITCHING APPEARANCES

Most in Season: 40, Bruce Tanner, 1983
Most in Career: 113, Ricky Kimball, 1988-91

STARTS

Most in Season: 24, Mike Loynd, 1986
Most in Career: 78, Doug Little, 1983-86

RELIEF APPEARANCES

Most in Season: 40, Bruce Tanner, 1983
Most in Career: 92, Ricky Kimball, 1988-91

COMPLETE GAMES

Most in Season: 12, Brooks Carey, 1978 (15 starts); Danny O'Brien, 1975 (17 starts)
Most in Career: 23, Wayne Vincent, 1966-68

INNINGS PITCHED

Most in Season: 164.2, Mike Loynd, 1986
Most in Career: 549, Doug Little, 1983-86

SAVES

Most in Season: 18, Mac Scarce, 1970
Most in Career: 32, Ricky Kimball, 1988-91

VICTORIES

Most in Season: 20, Mike Loynd, 1986
Most in Career: 49, Doug Little, 1983-86
Consecutive in Season: 17, Mike Loynd, 1986
Consecutive in Career: 18, Larry Jones, 1974-75

LOSSES

Fewest in Season: 0, Gene Ammann, 1970 (15-0)
Fewest in Career (20+ decisions): 2, Gene Ammann, 1968-72 (31-2)

HOME RUNS ALLOWED

Most in Season: 19, Doug Little, 1984
Most in Career: 49, Doug Little, 1983-86

STRIKEOUTS RECORDED

Most in Game: 24, Tony Avitable vs. Furman, 1956
Most in Season: 223, Mike Loynd, 1986
Most in Career: 520, Richie Lewis, 1985-87 (392.2 IP)

BASE ON BALLS

Most in Season: 72, Dave Fernald, 1972 (105.2 IP); Richie Lewis, 1986 (127.2 IP)
Most in Career: 236, Larry Jones, 1974-77 (300 IP)

EARNED RUN AVERAGE

Lowest in Season (30+ innings): 0.66, Gene Ammann, 1970 (10 ER/137 IP)
 Lowest in Career (100+ innings): 1.45, Wayne Vincent, 1966-68 (58 ER/292 IP)
 Highest in Season (30+ innings): 8.62, Al Ashmont, 1985 (30 ER/31 IP)

RUNS ALLOWED

Fewest in Season: 18, Steve Mastin, 1968 (107 IP); Bruce Tanner, 1983 (66.1 IP)
 Most in Season: 95, Doug Little, 1984
 Most in Career: 287, Doug Little, 1983-86 (549 IP)

EARNED RUNS ALLOWED

Fewest in Season (30+ innings): 7, LaWhit Lizzmore, 1992 (30 IP)
 Most in Season (30+ innings): 79, Doug Little, 1984 (161.1 IP)
 Most in Career (100+ innings): 211, Doug Little, 1983-86 (549 IP)

HITS ALLOWED

Fewest in Season: 13, Mac Scarce, 1971 (33.1 IP)
 Most in Season: 167, Doug Little, 1984 (161.1 IP)
 Most in Career: 533, Doug Little, 1983-86 (549 IP)

All-Time Conference Tournaments

METRO CONFERENCE

YEAR	SITE	CHAMPION	OUTSTANDING PLAYER
1976	Memphis, TN	Memphis State	Ron McNeely, Memphis State
1977	Memphis, TN	Florida State	Terry Kennedy, Florida State
1978	Tallahassee	Memphis State	Terry Pressgrove, Memphis State
1979	Tallahassee	Tulane	Ken Francingues, Tulane
1980	Tallahassee	Florida State	Mike Fuentes, Florida State
1981	Tallahassee	Florida State	Mike Fuentes, Florida State
1982	Tallahassee	Tulane	Eric Lane, Tulane
1983	Tallahassee	Florida State	Danny Dowell, Florida State
1984	Tallahassee	Florida State	Jody Reed, Florida State
1985	Tallahassee	Florida State	Richie Lewis, Florida State
1986	Tallahassee	Florida State	Mike Loynd, Florida State
1987	Columbia, SC	Florida State	Ed Porcelli, Florida State
1988	Tallahassee	Florida State	Edwin Alicea, Florida State
1989	Columbia, SC	Florida State	Sedgwick McCollum, S. Miss
1990	Hattiesburg, MS	Florida State	Allen Bevis, Florida State
1991*	Salem, VA	Florida State Southern Miss	Ty Mueller, Florida State

ATLANTIC COAST CONFERENCE

1992	Greenville, SC	Clemson	Matt Donahue, N.C. State
1993	Greenville, SC	N.C. State	Jeff Morris, Clemson
1994	Greenville, SC	Clemson	Shane Monahan, Clemson

*Title game rained out. FSU and USM declared co-champions.


*a winning combination ...
 ... great food and
 world class beverages.*

EAT DRINK & B. Merrell's

ROTISSERIE CHICKEN
 - DELICIOUS & HEALTHY -
HOT WINGS, COLD BEER, 6 TV's FOR SPORTS
AND THE WORLD BEER TOUR
 • bring this ad with you and get a single order of wings for half price •

656-0330
 1433 E. LAFAYETTE • ACROSS FROM GOVERNOR'S SQUARE, NEXT TO PIER 1

Swing Into Sing Before Or After The Game And Score Great Savings!



100% Fresh
Ground & Brewed
Colombian Coffee

Fountain Drinks
Choose your favorite ice-cold
beverage from our selection
of 12 great flavors.

OPEN 24
HOURS A DAY
14 CONVENIENT
LOCATIONS



Credit Cards
And Cash
Now Accepted
At The Pump!

We've Been Serving Up Quality For Over 50 Years!

- 2037 Thomasville Rd. • 2009 W. Pensacola St. • 3600 Shamrock West • 2683 North Monroe St.
- 2849 Apalachee Pkwy. • 1990 Capital Circle NE • 5012 Crawfordville Rd. • 4122 North Monroe St.
- 3510 Thomasville Rd. • 210 E. 7th Ave. • 6706 Thomasville Rd.
- 4815 Kerry Forest Pwky. • 4394 Blountstown Hwy. • 3211 Mahan Dr.

Year-By-Year Batting Champions

YEAR	BATTER	AVG	H	AB
1948	Jack Wilson	.298	20	67
1950	Ron Melton	.361	30	83
1951	Lee Bailey	.352	32	91
1952	Ralph Blinn	.317	20	63
1953	Billy "Cooter" Mills	.319	29	91
1954	Billy "Cooter" Mills	.368	32	87
1955	Jim Seevers	.415	27	65
1956	Dick Howser	.415	27	65
1957	Dick Howser	.364	32	88
1958	Owen McCarron	.365	35	96
1959	Bob Clem	.436	44	101
1960	Bob Clem	.383	36	94
1961	Jack Dull	.370	40	108
1962	Woody Woodward	.365	54	148
1963	Mike Augustine	.399	65	163
1964	Ken Suarez	.404	44	109
1965	Gary Nichols	.333	29	87
1966	Gary Sprague	.369	74	195
1967	Bob Canty	.340	18	53
1968	Mike Easom	.386	56	145
1969	Dick Nichols	.336	45	138
1970	Dick Nichols	.338	80	237
1971	Ron Cash	.352	58	165
1972	Tom Rosa	.338	69	204
1973	Tom Rosa	.317	66	208
1974	Juan Bonilla	.351	82	232
1975	Steve Tebbetts	.374	76	203
1976	Joe Hicks	.391	45	115
1977	Carlos Lezcano	.346	63	182
1978	Blane McDonald	.393	79	201
1979	Craig Patterson	.397	95	239
1980	Mike Fuentes	.408	95	232
1981	Mike Fuentes	.353	106	300
1982	Jeff Ledbetter	.381	119	312
1983	Frank Fazzini	.366	86	235
1984	Paul Sorrento	.349	103	295
1985	Frank Fazzini	.413	137	332
1986	Luis Alicea	.392	112	286
1987	Marc Giordano	.382	47	123
1988	Barry Blackwell	.348	79	227
1989	Bob Reboin	.333	67	190
1990	Rob Bargas	.376	79	210
1991	Eduardo Perez	.370	105	284
1992	Link Jarrett	.325	81	249
1993	Doug Mientkiewicz	.327	67	205
1994	Doug Mientkiewicz	.344	90	262

Career RBI Leaders

PLAYER	YEARS	RBI
1. Jeff Ledbetter	1979-82	346
2. Frank Fazzini	1983-85	270
3. Mike Fuentes	1978-81	257
4. Mike Yastrzemski	1980-83	223
5. Paul Sorrento	1984-86	222
6. Jimmy Jones	1982-85	198
7. Luis Alicea	1984-86	193
8. Jose Marzan	1984-87	192
9. Ed Fulton	1985-87	190
10. Rick Figueredo	1980-83	188
11. Barry Blackwell	1985-88	187
12. Chris Roberts	1990-92	175
13. Pedro Grifol	1989-91	163
14. Juan Bonilla	1974-77	150
15. Marc Ronan	1988-90	145

Home Run Leaders

PLAYER	YEARS	HR
1. Jeff Ledbetter	1979-82	97

2. Frank Fazzini	1983-85	79
3. Mike Fuentes	1978-81	64
4. Paul Sorrento	1984-86	48
5. Ed Fulton	1985-87	45
6. Jimmy Jones	1982-85	41
7. Mike Yastrzemski	1980-83	40
8. Chris Cawthon	1981-82	36
9. Jose Marzan	1984-87	35
10. Terry Kennedy	1975-77	32
Chris Roberts	1990-92	32

Single-Season RBI Leaders


PLAYER	RBI	SEASON
1. Jeff Ledbetter	124	1982
2. Frank Fazzini	118	1985
3. Mike Fuentes	106	1981
4. Chris Cawthon	103	1982
5. Jeff Ledbetter	95	1981
6. Joe Licata	91	1981
7. Frank Fazzini	89	1984
8. Don DeLoach	87	1982
9. Paul Sorrento	86	1986
10. Mike Fuentes	83	1980
11. Pedro Grifol	80	1991
12. Ed Fulton	78	1986
13. Chris Roberts	77	1991
14. Jim Weaver	75	1980
15. Luis Alicea	73	1986
Jeff Ledbetter	73	1980
Jimmy Jones	73	1985

Home Run Leaders

PLAYER	HR	SEASON
1. Jeff Ledbetter	42	1982
2. Frank Fazzini	33	1985
3. Frank Fazzini	29	1984
4. Mike Fuentes	27	1981
5. Chris Cawthon	26	1982
6. Jeff Ledbetter	23	1981
7. Paul Sorrento	22	1986
8. Terry Kennedy	21	1976
Mike Fuentes	21	1980
Jimmy Jones	21	1985
11. Jeff Ledbetter	19	1980
Ed Fulton	19	1987
13. Jim Weaver	18	1980
Mark Lacy	18	1982
15. Frank Fazzini	17	1983

No Hitters

- 1958-Frank Slusser vs. Miami (18-0)
- 1967-Wayne Vincent vs. Georgia Southern (7-0)
- 1968-Jeff Hill vs. Springfield (18-0)
- 1968-Gene Ammann and Lin Carrett vs. Wake Forest (3-0)
- 1970-Gene Ammann vs. South Florida (7-0)
- 1977-Mike McLeod vs. Oliver (23-0)
- 1988-Jerry Nielsen vs. Baptist (7-0)



Some people think they come of age
when they've been burnt by gonorrhea,
but if they've been burnt by AIDS
they may never come of age.

To find out more about the relationship between AIDS and VD, call the National AIDS Hotline at 1-800-342-AIDS. The hotline for the hearing impaired is 1-800-AIDS-TTY.



This is a message from the U.S. Centers for Disease Control.

Year-By-Year RECORDS

YEAR	COACH	CAPTAINS	W	L	T	RUNS	OPP	BA	OPP
1948	Charlie Armstrong	Ron Nettles	9	8	0	101	121	NA	NA
1949	Charlie Armstrong	Sam Cox	11	8	0	126	103	NA	NA
1950	Charlie Armstrong	Bob Trowbridge	13	7	0	122	104	NA	NA
1951	Charlie Armstrong	Augie Pompelia	16	6	0	161	97	.292	.234
1952	Ralph Matherly	Bob Trowbridge	17	4	0	158	72	.266	.188
1953	Ralph Matherly	Billy "Cooter" Mills	13	10	1	156	254	NA	NA
1954	Ralph Matherly	Bob Hudson	13	8	0	164	102	.269	NA
1955	Danny Litwhiler	Billy Campbell, Bob Hudson	17	6	0	189	98	.321	NA
1956	Danny Litwhiler	Max Long	25	7	0	244	121	.295	NA
1957	Danny Litwhiler	Carlee Hendrix	22	9	0	232	120	.297	NA
1958	Danny Litwhiler	Dick Howser	20	7	0	198	104	.295	.208
1959	Danny Litwhiler	Dale Koch	22	11	0	258	166	.282	.231
1960	Danny Litwhiler	Ray Bazzell	13	9	0	183	136	.313	.254
1961	Danny Litwhiler	Frank Davis, Jack Dull	21	7	0	203	238	.301	.256
1962	Danny Litwhiler	Ray McShane, Bob Madison	23	14	0	254	221	.296	.258
1963	Danny Litwhiler	Al Beccaccio	26	13	0	250	151	.278	.213
1964	Fred Hatfield	Jim Reed	23	13	0	244	171	.273	.247
1965	Fred Hatfield	Gerry Chmielewski	32	11	1	305	179	.281	.253
1966	Fred Hatfield	Dick Fernandez	39	13	0	417	192	.294	.214
1967	Fred Hatfield	Roy Mewbourne	32	14	0	214	155	.234	.220
1968	Fred Hatfield	Chuck Cone, Bob Canty	35	6	0	291	120	.284	.215
1969	Jack Stallings	Dick Gold, Mike Eason	38	13	1	303	158	.273	.219
1970	Jack Stallings	Dick Nichols	49	9	1	261	144	.277	.186
1971	Jack Stallings	Harry Saferight, Ron Cash	41	16	0	341	208	.282	.208
1972	Jack Stallings	Ken Doria, Mike Scarce	45	23	0	473	325	.291	.251
1973	Jack Stallings	John Librandi, Denny Williams	38	21	0	331	218	.239	.218
1974	Jack Stallings	Randy Davidson	37	25	0	320	269	.268	.232
1975	Woody Woodward	Randy Davidson	49	10	0	371	162	.300	.198
1976	Woody Woodward	Craig Eaton	40	16	0	467	228	.302	.210
1977	Woody Woodward	Larry Jones	37	13	0	459	375	.271	.231
1978	Woody Woodward	Brooks Carey, Greg Jones	44	18	0	457	303	.309	.269
1979	Dick Howser	Craig Patterson	43	17	1	494	272	.319	.277
1980	Mike Martin	Don DeLoach, Craig Ramsey	51	12	0	630	306	.327	.281
1981	Mike Martin	Mike Fuentes, Rick Hatcher	56	23	0	638	407	.303	.273
1982	Mike Martin	Jeff Ledbetter	56	17	1	752	375	.327	.243
1983	Mike Martin	Mike Yastrzemski, Rick Figueredo	55	18	1	737	574	.302	.243
1984	Mike Martin	Jody Reed, Jeff Gray	55	29	0	644	464	.291	.265
1985	Mike Martin	Frank Fazzini, Jimmy Jones	59	23	0	786	406	.330	.245
1986	Mike Martin	Luis Alicea, Doug Little, Mike Loynd	61	13	0	655	333	.325	.244
1987	Mike Martin	Ed Fulton, Jose Marzan	55	18	0	579	319	.307	.241
1988	Mike Martin	Barry Blackwell, Edwin Alicea	50	18	1	568	309	.302	.257
1989	Mike Martin	Clyde Keller	54	18	0	513	275	.290	.232
1990	Mike Martin	Marc Ronan, Gar Finnvoid	57	15	0	555	290	.306	.263
1991	Mike Martin	Pedro Grifol, Eduardo Perez, Ricky Kimball	57	14	0	543	273	.298	.241
1992	Mike Martin	Chris Roberts, Nandy Serrano, Roger Bailey	49	21	0	472	267	.300	.230
1993	Mike Martin	Ty Mueller, John Wasdin	46	19	0	424	229	.280	.237
1994	Mike Martin	Link Jarrett, Jack Niles	53	22	0	508	271	.296	.233

Florida State AWARD WINNERS

FSU All Americans

(First Team unless otherwise indicated.)

YEAR	PLAYER, POS.	TEAMS MADE
1957	Dick Howser, SS	ABCA
1958	Dick Howser, SS	ABCA
1959	Bob Clem, 2B	ABCA (2)
1961	Jack Dull, 2B	ABCA (3)
1962	Buddy Teagle, C	ABCA
1963	Mike Augustine, OF	ABCA
	Woody Woodward, SS	ABCA (3)
1964	Ken Suarez, C	ABCA
1966	Jim Lyttle, OF	ABCA, TSN
1967	Gary Sprague, SS	TSN (2)
1968	Tom Cook, C	ABCA (3)
1969	Dick Gold, 2B	ABCA, TSN (HM)
1970	Dick Nichols, 2B	TSN, ABCA (2)
	Johnny Grubb, OF	TSN (HM)
	Ron Cash, 3B	TSN (HM)
	Pat Osburn, P	TSN (HM)
1972	John Librandi, OF	ABCA (3)
1975	Danny O'Brien, P	ABCA (3)
	Randy Davidson, OF	ABCA (3)
	Steve Tebbetts, OF	TSN (HM)
	Jim Busby, OF	TSN (HM)
1976	Terry Kennedy, C	TSN
	Guillermo Bonilla, 3B	ABCA
1977	Terry Kennedy, C	TSN
1978	Blane McDonald, C	ABCA (2)
1979	Craig Patterson, 2B	ABCA (2)
1980	Mike Fuentes, OF	ABCA, TSN (2)
	Jim Weaver, OF	TSN
1981	Mike Fuentes, OF	ABCA, BA, TSN (2)
	Jeff Ledbetter, DH	TSN, BA (2)
1982	Jeff Ledbetter, OF	ABCA, BA, TSN
1983	Frank Fazzini, OF	BA (FR)
	Doug Little, P	BA (FR)
1984	Frank Fazzini, OF	BA (3)
	Paul Sorrento, OF	BA (FR)
	Luis Alicea, 2B	BA (FR)
	Ray Revak, P	BA (FR-2)
1985	Frank Fazzini, OF	ABCA, BA, TSN (2)
	Doug Little, P	BA (2), ABCA (3)
	Luis Alicea, 2B	BA (3)
	Richie Lewis, P	BA (FR)
	Barry Blackwell, C	BA (FR)
1986	Luis Alicea, 2B	BA, TSN, ABCA (2)
	Mike Loynd, P	ABCA, BA
	Richie Lewis, P	BA

	Bien Figueroa, SS	BA (2)
	Paul Sorrento, OF	BA (2)
1987	Richie Lewis, P	BA, TSN, ABCA (2)
	Ed Fulton, C	BA (3), ABCA (3)
1988	Ricky Kimball, P	BA (FR)
1989	Allen Bevis, 2B	BA (FR-2)
	Pedro Grifol, C	BA (FR-2)
1990	Brad Gregory, P	ABCA (2)
	Gar Finnvoold, P	BA (2)
	Marc Ronan, P	BA (2)
	Roger Bailey, P	BA (FR-2)
	Chris Roberts, OF	BA (FR-2)
1991	Pedro Grifol, C	ABCA, BA
	Eduardo Perez, 1B	ABCA (2), BA (3)
	Chris Roberts, OF	BA (3)
1992	Chris Roberts, OF	BA, ABCA (2)
	Roger Bailey, P	BA (2), ABCA (3)
1993	Link Jarrett, SS	NCBWA (2)
	Doug Mienkiewicz, 1B	NCBWA (3), BA (FR-2)
	Jonathan Johnson, P	CB (FR), BA (FR), CB (3)
	Mickey Lopez, 3B	CB (FR-HM)
1994	Link Jarrett, SS	NCBWA (2)
	Jonathan Johnson, P	NCBWA (2), CB (3), BA (3)
	Mike Martin, C	NCBWA (2)
	Doug Mientkiewicz, 1B	NCBWA (2)
	Jeremy Morris, LF	CB (FR-HM)
	Paul Wilson, P	BA, NCBWA, CB (2)

KEY: ABCA-American Baseball Coaches Association, BA-Baseball America, TSN-The Sporting News, FR-Freshman All-America Team, NCBWA-National Collegiate Baseball Writers Association, HM-Honorable Mention, CB-Collegiate Baseball.

Academic All Americans

Selected by the
College Sports Information Directors of America.

Greg Gromek, SS	1970-71
Carl Gromek, P	1970
Danny O'Brien, P	1975
Tommy Zoeller, 1B	1985
Gar Finnvoold, P	1989

Florida State's First Team All Americans

Dick Howser 1957-58



The first All-American in Florida State history, Dick Howser led FSU into the District III Playoffs each season from 1956-58, and to the District Championship in 1957. This brilliant shortstop was named All-Region in 1957 and '58 and earned All-America recognition from the ABCA both of those years. In 1956, Howser's .422 batting average set a Florida State season mark. He played professional baseball for Kansas City, Cleveland and the New York Yankees and returned to coach his alma mater to a 43-17-1 record in 1979.

Buddy Teagle 1962



Buddy Teagle, the catcher for the 1962 Seminoles, was honored with ABCA All-America status after a fine offensive and defensive year. He proved to be a threat both at and behind the plate. At the plate, Teagle boasted a .325 batting average. Behind the plate, his rifle arm was a threat to all potential base stealers.

Mike Augustine 1963



Mike Augustine is literally a Seminole success story. In the 1962 season, he never saw regular playing time until tournament time. The next season, the center-fielder broke a school record for most hits in a season with 58. This 5-9, 150-pound All-American led Florida State to the District III title and a trip to the College World Series.

Ken Suarez 1964



For the second time in three seasons, the Seminoles boasted an All-America catcher. In 1962, Buddy Teagle was named All-America and in 1964, Ken Suarez was named to the first team Coaches All-America team.

Suarez was the leader of the 1964 Seminoles. He led the team in five offensive departments, including batting average as he hit .404.

Jim Lyttle 1966



In 1966, Jim Lyttle was named a first team All-American by *The Sporting News* and the American Baseball Coaches Association. He was also an All-District III NCAA selection. That year, Lyttle rewrote

Florida State slugging records. His 13 home runs, 51 RBIs and 131 total bases set school records that lasted for years. He was also a fine defensive outfielder with an arm like a rifle. He played professional baseball with the Yankees, White Sox and Expos.

Dick Gold 1969



Dick Gold, the team co-captain for the 1969 Seminoles, set many Florida State batting records. His 20 career doubles, 83 career RBIs, 151 career hits and 98 career runs either tied or surpassed the school records of the

day. The nine triples he hit in 1969 remains a Florida State mark. Gold was a first team ABCA All-American and a District III team selection.

Dick Nichols 1970



Dick Nichols was the leading hitter on the 1970 national runner-up Seminole team that boasted four All-Americans. His batting average of .338 was just above fellow All-American Ron Cash's .335. Nichols, the

second baseman for the Tribe, was selected to the All-District III team and earned All-America recognition from *The Sporting News*.

Guillermo (Juan) Bonilla... 1976



The third baseman for the 1976 Tribe team that went 40-16 under Head Coach Woody Woodward, Guillermo (Juan) Bonilla garnered first team All-America honors from the Coaches Association for his offensive

and defensive prowess. Bonilla, a native of Rip Piedras, Puerto Rico, hit nearly .350 for the 1976 Seminoles and ranked second only to fellow All-American Terry Kennedy in RBI and runs scored.

Terry Kennedy 1976-77



Swinging his big bat or crouched behind the plate, Terry Kennedy gave Florida State his best. From 1975-77, he drove in 122 runs and clouted 32 homers. His 64 RBIs, 21 home runs and .310

slugging average were school records in 1976. He earned 1976 All-Region and 1977 all-Metro honors. In both 1976 and '77, he was named a first team All-American by *The Sporting News* and added Most Valuable Player recognition from the magazine in 1977.

Jim Weaver 1980



Jim Weaver, the Seminole leftfielder in 1980, was second only to fellow outfielder Mike Fuentes in batting. Weaver's numbers, .372

batting average and 18 home runs, fit perfectly into a powerful hitting team which boasted five players who hit above .350. Weaver also had a team-high 28 stolen bases. He was a member of the All-Metro Conference first team, as well as an All-American by *The Sporting News*.

Mike Fuentes 1980-81



Mike Fuentes went from being cut from the Seminole team to winning the Golden Spikes Award in 1981, symbolizing college baseball's best player. He was FSU's third two-time All-American (ABCA) and also earned first-team

recognition from *Baseball America*. He became the first Seminole to hit .400 in a season when he batted .408 as a junior while leading Florida State into the 1980 College World Series. Fuentes capped a brilliant career with a senior season that included 27 home runs, 81 RBIs and a .360 average. During that year, he broke the NCAA career home run mark, finishing his career with 64.

Jeff Ledbetter 1981-82



Jeff Ledbetter was nicknamed "Treetops" for his monumental blasts into the pine trees behind the right-field wall at Seminole Field. Ledbetter set NCAA and FSU records in almost every offensive category, including home runs in

a season (42), career home runs (97), home runs in a game (4), career RBIs (316), total bases in a season (273) and career total bases (346). Ledbetter ended an outstanding 1982 season by being named All-Metro, All-Metro Tournament, Metro Player of the Year, consensus All-American and *The Sporting News* and *Baseball America* Player of the Year.

Frank Fazzini 1985



A powerful slugger, Frank Fazzini posted outstanding numbers during the 1985 season. His remarkable batting average of .413

was padded with other great statistics including 33 home runs and 118 RBIs. Fazzini's offensive skills made him a first team All-America choice by the Coaches Association and *Baseball America*, as well as a member of the All-Metro Conference and All-Metro Tournament teams.

Luis Alicea 1986



Florida State's second baseman in 1986, Luis Alicea literally raked in the awards. He was named to All-America teams by *The Sporting News* and *Baseball America*, was the MVP of the NCAA South II Regional

Tournament and earned recognition on the College World Series All-Tournament team. With a batting average of .392 and a fielding percentage of .945, Alicea was dangerous both offensively and defensively. These skills made him an integral member of the Seminoles' College World Series runner-up team.

Mike Loynd 1986



Pitcher Mike Loynd, who led the Seminoles to a 61-13 record and a second-place finish in the College World Series, was named the 10th recipient of the Golden Spikes Award in 1986. Loynd won the award after compiling a 20-3 record in

a stellar senior season. Loynd was a master at fooling opposing batters, striking out 223 of them. Because of his tremendous numbers, Loynd was a first team ABCA and *Baseball America* All-American, as well as the Metro Tournament MVP.

Richie Lewis 1986-1987



Richie Lewis, a pitcher from Muncie, Ind., was a fiery strikeout artist who mystified opposing batters. From 1985-87, Lewis struck out 520 batters in 392.2 innings of play. This not only remains a Seminole all-time record, but ranks second in the NCAA record book. In 1987, he was chosen to the ABCA, *The Sporting News* and *Baseball America* All-America teams.

Pedro Grifol 1991



Pedro Grifol, an All-America catcher, epitomized the spirit of the 1991 College World Series squad. Always competitive, Grifol posted a .344 batting average and a near-perfect .998 fielding average. He led the squad in RBIs

with 80 and in home runs with 16. Grifol, a three-year starter at catcher, proved a great target for Seminole pitchers. His ability to frame a pitch and provide leadership behind the plate gave his Florida State teammates a player they could look up to.


Chris Roberts 1992



Chris Roberts, one of the highest draft picks to ever attend Florida State, was a three-year starter in the outfield and on the mound for the Seminoles from 1990-92. Roberts was a 1992 Collegiate Baseball All-American, as well as an All-ACC selection.

The Middleburg, Fla. product racked up numerous awards at Florida State, including the 1991 Metro Conference Player-of-the-Year. Roberts hit .301, smashing 32 homeruns and driving in 175 runs. As a pitcher, Roberts posted a 23-8 record with 202 strikeouts. While at Florida State, Roberts started in leftfield for the USA National Team in the summer of 1991 and again at the 1992 Olympic Games in Barcelona. Roberts was selected in the first round of the 1992 June draft, and later signed with the New York Mets.

Paul Wilson 1994



All-American Paul Wilson made Florida State history by becoming the highest Seminole ever chosen in any professional sport draft, when the righthanded pitcher was named the first overall pick in the 1994 Major League Baseball


Amateur Draft. Wilson was selected to the

Baseball America and National Collegiate Baseball Writers Association All-American teams, in addition to being tagged All-Atlantic Coast Conference. The Orlando native capped his FSU career by being named one of nine finalists for the Golden Spikes award, presented


annually to the top amateur baseball player in the country. Wilson compiled a 27-11 record at FSU with a 2.77 ERA. Along the way he struck out 299 in 304.2 innings of work. Wilson established himself as the ace of the 1993 Team USA pitching staff, starting in nine games.

Golden Spikes Award

Presented annually to the top amateur baseball player in the country as selected by a special committee for the United States Baseball Federation.



Mike Fuentes, OF, 1981




Mike Loynd, P, 1986

The Sporting News Player of the Year

Selected by The Sporting News writers as the best collegiate player in the nation.




Terry Kennedy, C, 1977




Jeff Ledbetter, OF, 1982

Baseball America Player/Pitcher of the Year

Selected by the writers and editors of *Baseball America* as the best collegiate player in the nation. Two awards given from 1981-88; combined into one Player of the Year in 1989.



Jeff Ledbetter, OF, 1982



Mike Loynd, P, 1986

The Best Little Steakhouse in Tallahassee



Marie Livingston with daughters Susan (l) and Sonya (r)

Marie Livingston's Texas Steak Restaurant



*Our steaks are USDA choice Midwestern Corn Fed Beef,
specially selected, aged to our specifications and cut daily*

We also serve fresh jumbo shrimp and fish — grilled, blackened or fried

3212 Apalachee Parkway 🐎 877-2986

After the game, come on by for a casual, fun-filled dining experience

Series Records vs. ALL OPPONENTS

(1995 Opponents in Bold CAPS)

TEAM	FIRST MEETING	LAST MEETING	SERIES STANDINGS			TEAM	FIRST MEETING	LAST MEETING	SERIES STANDINGS		
			W-	L-	T				W-	L-	T
Alabama	1967	1991	5-	2-	0	George Mason	1985	1988	2-	0-	0
Ala-Birmingham	1988	1988	1-	0-	0	George Washington	1958	1959	2-	0-	0
Amherst	1952	1964	7-	1-	0	Georgia	1951	1987	27-	5-	0
Appalachian State	1993	1993	2-	0-	0	Georgia Southern	1948	1985	95-	31-	0
Arizona	1963	1991	5-	6-	0	Ga Southwestern	1976	1976	3-	1-	0
ARIZONA STATE	1987	1994	10-	3-	0	Georgia State	1981	1993	25-	2-	0
Arkansas	1985	1985	0-	1-	0	GEORGIA TECH	1959	1994	34-	13-	0
Armstrong State	1985	1985	2-	0-	0	Grambling	1985	1989	13-	1-	0
Army	1975	1975	1-	0-	0	Hawaii	1977	1994	4-	3-	0
Auburn	1954	1989	59-	38-	0	Hawaii-Hilo	1994	1994	2-	1-	0
Austin Peay	1979	1987	5-	0-	0	Holy Cross	1970	1970	2-	0-	0
Ball State	1984	1991	19-	2-	0	Howard	1976	1976	1-	1-	0
Belmont Abbey	1969	1969	2-	0-	0	Illinois	1956	1990	6-	0-	0
Biscayne College	1976	1976	4-	0-	0	Indiana	1956	1956	2-	0-	0
Bowling Green	1970	1970	1-	0-	0	Indiana State	1986	1986	1-	0-	0
Bradley	1950	1950	1-	0-	0	Iowa	1988	1988	1-	0-	0
Brigham Young	1994	1994	1-	0-	0	Ithaca	1957	1962	3-	0-	0
Brooklyn College	1980	1980	1-	0-	0	Jackson State	1981	1981	1-	0-	0
Brown	1971	1971	5-	1-	0	Jacksonville State	1953	1973	3-	0-	0
California	1992	1992	1-	0-	0	JACKSONVILLE	1964	1994	71-	29-	0
Cal St-Fullerton	1984	1994	4-	8-	0	Kearney State	1977	1977	2-	0-	0
Campbellsville	1981	1981	1-	0-	0	Kent	1992	1992	1-	0-	0
Central Florida	1985	1993	13-	2-	0	Kentucky	1965	1977	6-	1-	0
Central Michigan	1990	1994	2-	0-	0	Kentucky Wesleyan	1968	1968	2-	0-	0
Charleston Southern*	1988	1990	7-	0-	0	Kenyon	1952	1952	2-	0-	0
Chicago State	1972	1972	2-	0-	0	Lafayette	1971	1990	4-	0-	0
Cincinnati	1953	1991	23-	2-	0	Lenoir-Rhyne	1980	1980	1-	0-	0
CLEMSON	1958	1994	29-	27-	1	Lewis	1974	1974	0-	3-	0
Cleveland State	1981	1982	3-	0-	0	LOUISIANA STATE	1955	1994	9-	5-	0
COASTAL CAROLINA	1991	1994	6-	0-	0	Louisville	1977	1991	17-	2-	0
COL OF CHARLESTON	1992	1994	7-	1-	0	Loyola (La.)	1952	1968	10-	0-	0
Columbus College	1974	1976	5-	0-	0	Maine	1988	1988	1-	0-	0
Connecticut	1957	1957	0-	1-	0	Marietta	1973	1977	1-	1-	0
Cumberland	1973	1973	2-	0-	0	Marshall	1978	1978	0-	1-	0
Dartmouth	1970	1970	1-	0-	0	MARYLAND	1965	1994	12-	2-	0
Davidson	1954	1954	1-	0-	0	Memphis State	1977	1991	43-	15-	0
Dayton	1980	1980	1-	0-	0	MERCER	1948	1994	43-	8-	0
Delaware	1979	1979	0-	1-	0	Mercer-Atlanta	1974	1982	9-	0-	0
DUKE	1954	1994	23-	12-	0	MIAMI	1951	1994	95-	75-	3
East Carolina	1962	1987	5-	3-	0	MICHIGAN	1959	1991	3-	1-	0
East Tennessee State	1978	1978	2-	0-	0	Michigan State	1957	1975	9-	6-	0
Eastern Illinois	1980	1980	1-	0-	0	Middle Georgia	1948	1948	2-	0-	0
Eastern Michigan	1975	1982	0-	2-	0	Millsaps	1949	1949	1-	0-	0
Farleigh Dickinson	1973	1973	2-	0-	0	MINNESOTA	1981	1994	9-	0-	0
Flagler	1980	1982	4-	1-	0	Mississippi	1949	1972	6-	1-	0
FLORIDA	1956	1994	88-	70-	0	Mississippi College	1948	1951	13-	4-	0
Florida A&M	1971	1979	12-	0-	0	Mississippi State	1964	1992	7-	4-	0
Florida International	1973	1991	13-	5-	0	Missouri-Rolla	1980	1980	2-	0-	0
Florida Southern	1949	1974	29-	13-	1	Monmouth	1980	1980	1-	0-	0
Fresno State	1991	1991	0-	1-	0	Morehead State	1978	1978	2-	0-	0
Furman	1955	1994	14-	1-	0	Navy	1960	1960	3-	4-	0

New Orleans	1980	1991	3- 3- 0
New York University	1970	1970	2- 0- 0
Nevada-Las Vegas	1977	1984	4- 8- 0
Niagara	1974	1976	7- 0- 0
NORTH CAROLINA	1956	1994	24- 7- 0
UNC-Charlotte	1987	1987	2- 0- 0
NC STATE	1962	1994	10- 9- 0
UNC-Asheville	1994	1994	2- 0- 0
UNC-Wilmington	1974	1974	3- 0- 0
Northeast Louisiana	1964	1964	1- 0- 0
Northern Illinois	1971	1971	1- 0- 0
Northern Iowa	1991	1993	6- 0- 0
Northern Kentucky	1980	1980	1- 0- 0
North Central	1977	1977	3- 0- 0
Notre Dame	1956	1958	3- 0- 0
Oakland	1978	1979	4- 0- 0
Oglethorpe	1949	1949	0- 1- 0
Ohio	1970	1974	1- 1- 0
Ohio State	1960	1982	4- 3- 0
Oklahoma	1982	1982	0- 1- 0
Oklahoma State	1986	1986	1- 0- 0
Olivet	1977	1977	2- 0- 0
Otterbein	1976	1982	7- 0- 0
Parsons	1967	1967	0- 2- 0
Penn State	1957	1969	7- 2- 0
Pittsburgh	1983	1986	13- 0- 0
Purdue	1993	1993	0- 1- 0
Rice	1988	1989	2- 1- 0
Richmond	1972	1992	20- 0- 0
Rider College	1970	1989	3- 0- 0
Ripon	1981	1981	2- 0- 0
Rollins	1948	1973	11-11- 0
Rose Hulman	1978	1978	4- 0- 0
Rutgers	1966	1966	1- 0- 0
Samford	1985	1989	16- 1- 0
Santa Clara	1962	1962	1- 1- 0
Savannah	1948	1948	1- 1- 0
Seton Hall	1975	1975	0- 1- 0
South Alabama	1969	1991	31-23- 1
South Carolina	1969	1991	18-10- 0
South Florida	1969	1993	58-15- 1
SE Louisiana	1953	1953	1- 1- 0
SE Missouri State	1982	1994	3- 0- 0
Southern	1982	1982	2- 0- 0
Southern California	1963	1977	1- 3- 0
Southern Illinois	1968	1970	6- 1- 0
Southern Mississippi	1982	1991	37-12- 0
SW Louisiana	1976	1983	4- 0- 0
Springfield	1967	1968	4- 0- 0
Springhill	1966	1966	4- 0- 0
St. Francis (Ill.)	1979	1979	3- 1- 0
St. Joseph's	1972	1973	4- 0- 0
St. Leo	1969	1979	28- 3- 0
St. Louis	1965	1981	1- 1- 0
St. Xavier	1982	1983	2- 0- 0
Stanford	1992	1992	1- 0- 0
Stetson	1949	1988	32-20- 0
Tampa	1949	1984	24- 4- 1
Tennessee	1951	1974	4- 3- 0
Tennessee-Martin	1979	1979	2- 0- 0
Tennessee Tech	1983	1984	3- 0- 0
Texas	1965	1987	2- 2- 0
Texas A&M	1986	1992	1- 1- 0
Troy State	1948	1980	10- 2- 0
Tulane	1967	1991	38-18- 1
Union	1970	1970	5- 0- 0
Valdosta State	1963	1988	22- 4- 1
Valparaiso	1982	1982	1- 0- 0
Vanderbilt	1972	1972	2- 1- 0
VIRGINIA	1972	1994	10- 1- 0
Va Commonwealth	1988	1988	1- 0- 0

Va Military Institute	1990	1992	6- 0- 0
Virginia Tech	1967	1991	19- 4- 0
WAKE FOREST	1962	1994	27- 7- 0
Washington State	1988	1988	1- 0- 0
Western Carolina	1992	1992	2- 1- 0
Western Kentucky	1978	1990	9- 1- 0
Western Michigan	1959	1974	6- 8- 0
West Florida	1981	1984	5- 0- 0
West Virginia	1956	1962	3- 2- 0
Wichita State	1989	1990	1- 3- 0
William & Mary	1967	1967	1- 0- 0
Wingate	1980	1983	6- 0- 0
WINTHROP	1993	1993	2- 0- 0
Wisconsin	1955	1958	8- 1- 0
Wright State	1979	1980	3- 1- 0
Yale	1957	1957	2- 0- 0

*Formerly Baptist College

Other Amateur Teams

Camp LeJeune	1949	1954	3- 1- 0
Jacksonville Navy	1953	1954	2- 2- 0
Pensacola Navy	1965	1965	3- 0- 0
Valdosta Red Sox	1968	1968	4- 0- 0

Professional Exhibitions

Birmingham (AA)	1968	1968	0- 3- 0
Knoxville (A)	1958	1958	1- 0- 0
Pittsfield (AA)	1968	1968	0- 3- 0
Tallahassee Citizens	1951	1951	1- 0- 0
Tallahassee Rebels	1954	1954	1- 1- 0
Pawtucket (AAA)	1970	1970	0- 1- 0
Baltimore (AL)	1970	1970	0- 1- 0
New York (AL)	1978	1985	1- 1- 0
Atlanta (NL)	1981	1982	1- 1- 0
Kansas City (AL)	1988	1988	Rain
Florida (NL)	1994	1994	0- 1- 0

Against the ACC

Clemson	29-27- 1
Duke	23-13- 0
Georgia Tech	34-13- 0
Maryland	12- 1- 0
North Carolina	24- 7- 0
North Carolina State	10- 9- 0
Virginia	10- 1- 0
Wake Forest	27- 7- 0
RECORD AGAINST ACC TEAMS	170-78- 1

Against State Schools

Biscayne (St. Thomas)	4- 0- 0
Central Florida	13- 2- 0
Flagler	4- 1- 0
Florida	88-70- 0
Florida A&M	12- 0- 0
Florida International	13- 5- 0
Florida Southern	29-13- 1
Jacksonville	71-29- 0
Miami	95-75- 3
Rollins	11-11- 0
South Florida	58-15- 0
St. Leo	28- 3- 0
Stetson	33-20- 0
Tampa	24- 4- 1
West Florida	5- 0- 0
RECORD AGAINST THE STATE	488-248- 5

Field of Dreams



Financial Futures Begin At NationsBank.

Young children dream of someday becoming big league baseball stars, hitting home runs, making great plays and signing autographs. It's a dream. A dream that can come true if they work hard enough and believe.

Like a young child, we all have dreams. Dreams of being able to provide the best for our family, a nice home, a good education and financial security. At NationsBank, we have the resources, the services and the commitment to help you achieve your dreams.

Our lineup of services include checking and savings accounts, certificates of deposit and individual retirement accounts, consumer loans and home equity loans, just to name a few.

So, when you look out at that vast field of financial opportunities, think NationsBank. Where it's not just a field of dreams. It's a field of endless financial possibilities.

Proud Sponsor of the Florida State Seminoles.

NationsBank[®]
The Power To Make A Difference.SM

NationsBank of Florida, N.A. Member FDIC and Equal Housing Lender  ©1994 NationsBank Corporation.

Florida State Baseball

HISTORY

1948 Won 9. Lost 8

6	Mississippi College	0
3	Mississippi College	13
5	Rollins	20
5	Rollins	8
6	Mississippi College	5
6	Mississippi College	7
14	Mercer	12
5	Middle Georgia	4
4	Georgia-Savannah	9
2	Troy State	3
5	Georgia Teachers	2
12	Georgia Teachers	8
7	Middle Georgia	6
8	Georgia-Savannah	3
2	Rollins	8
5	Rollins	8
6	Troy State	5

1949 Won 11. Lost 8

7	Mississippi	3
6	Mississippi	5
3	Mercer	8
5	Oglethorpe	7
18	Mississippi College	13
10	Millsaps	8
3	Florida Southern	5
8	Florida Southern	10
5	Mississippi College	4
11	Mississippi College	6
10	Stetson	1
8	Stetson	9
8	Tampa	7
7	Tampa	4
6	Mercer	4
2	Stetson	4
4	Stetson	2
1	Florida Southern	3
1	Florida Southern	3

1950 Won 13. Lost 7

11	Mississippi College	6
13	Mississippi College	4
2	Rollins	14
4	Rollins	6
2	Florida Southern	4
10	Florida Southern	6
3	Bradley	2
1	Bradley	10
0	Stetson	5
8	Stetson	7
7	Tampa	6
12	Tampa	3
3	Mercer	1
12	Mercer	4
10	Tampa	1
7	Tampa	9
6	Mercer	10
11	Mercer	6
15	Stetson	10
9	Stetson	4

1951 Won 12. Lost 6

10	Tennessee	9
9	Georgia	5

2 Miami 11

13	Miami	4
15	Florida Southern	6
13	Florida Southern	3
22	Mississippi College	9
6	Mississippi College	2
9	Rollins	3
0	Stetson	3
2	Stetson	3
8	Georgia	6
0	Georgia	2
6	Florida Southern	5
10	Mississippi College	4
7	Mississippi College	8
8	Stetson	2
5	Stetson	7

1952 Won 17. Lost 4

21	Kenyon	1
11	Kenyon	2
3	Georgia	8
8	Georgia	3
4	Amherst	2
1	Loyola	0
7	Loyola	0
3	Miami	1
7	Miami	0
2	Stetson	7
11	Stetson	10
7	Tampa	4
0	Tampa	4
16	Tampa	11
13	Tampa	3
9	Florida Southern	3
5	Florida Southern	0
22	Florida Southern	11
2	Rollins	1
2	Rollins	9
4	Stetson	2

1953 Won 13. Lost 10. Tie 1

14	Georgia Teachers	6
15	Georgia Teachers	4
0	Georgia	3
8	Jacksonville Teachers	4
1	SE Louisiana	6
5	SE Louisiana	4
5	Amherst	0
4	Amherst	3
0	Rollins	4
2	Rollins	4
8	Tampa	8
1	Tampa	4
14	Stetson	7
8	Stetson	2
14	Cincinnati	1
4	Jacksonville Navy	2
4	Jacksonville Navy	7
2	Georgia Teachers	6
15	Georgia Teachers	6
6	Georgia	12
0	Stetson	1
9	Stetson	6
2	Florida Southern	7
15	Florida Southern	4

1954 Won 13. Lost 8

1	Jacksonville Navy	2
7	Jacksonville Navy	4
8	Georgia	7
7	Tennessee	4
2	Auburn	7
7	Davidson	1
24	Jacksonville State	0
11	Amherst	3
10	Amherst	6
4	Duke	8
2	Duke	6
7	Georgia	8
2	Stetson	3
4	Stetson	3
7	Stetson	8
7	Georgia Teachers	4
3	Stetson	7
0	Stetson	7
13	Tampa	1
7	Tampa	2
10	Florida Southern	1
16	Florida Southern	1

1955 Won 17. Lost 6

4	Florida Southern	1
15	Florida southern	0
17	Furman	3
6	Furman	3
5	Louisiana State	3
9	Georgia	2
6	Georgia	7
10	Amherst	1
7	Amherst	9
7	Stetson	8
16	Stetson	2
3	Wisconsin	2
7	Wisconsin	2
7	Rollins	2
3	Rollins	9
4	Miami	3
4	Miami	5
10	Georgia Teachers	3
12	Georgia Teachers	2
14	Georgia	5
3	Georgia	17
6	Stetson	4
14	Stetson	5

1956 Won 25. Lost 7

6	Furman	1
20	Furman	0
6	Georgia Teachers	5
10	Georgia Teachers	5
9	Florida Southern	5
8	Florida Southern	5
11	Indiana	6
14	Indiana	10
3	North Carolina	2
5	Wisconsin	3
12	Notre Dame	5
12	West Virginia	13
13	Illinois	10
4	Wisconsin	3
12	Illinois	0
3	Wisconsin	10

1	Wisconsin	0
5	Florida	7
8	Cincinnati	2
8	Stetson	1
23	Stetson	2
0	Georgia	2
13	Miami	5
2	Miami	0
5	Georgia Teachers	3
9	Georgia	8
6	Georgia	2
7	Rollins	9
9	Rollins	0
*2	Duke	1
*2	Duke	4
*6	Duke	7

1957 **Won 22. Lost 9**

8	Auburn	2
10	Auburn	5
15	Stetson	0
2	Stetson	3
3	Michigan state	8
7	Yale	0
2	Duke	0
7	Michigan State	4
11	Yale	8
1	Duke	8
1	Ithaca	6
21	Ithaca	4
2	Florida	13
4	Florida	1
15	Miami	3
21	Miami	3
13	Georgia Teachers	2
8	Georgia Teachers	3
9	Auburn	10
10	Auburn	4
4	Florida Southern	0
10	Florida Southern	2
15	Miami	3
1	Miami	2
5	Rollins	0
*5	Georgia Teachers	3
*3	Duke	2
*6	Duke	8
*4	Duke	1
**0	Penn State	7
**3	Connecticut	5

1958 **Won 20. Lost 7**

3	Auburn	4
7	Auburn	10
12	Wisconsin	4
5	Notre Dame	2
14	West Virginia	7
7	Wisconsin	3
3	Notre Dame	2
3	Wisconsin	1
7	Florida	8
1	Florida	8
18	Miami	0
7	Miami	12
5	Auburn	1
4	Auburn	2
5	Florida Southern	0
11	Florida Southern	1
4	Stetson	2
9	Stetson	1
9	Miami	2
6	Miami	1
7	Rollins	1
7	Rollins	6
15	Georgia Teachers	10
17	Georgia Teachers	3
*3	George Washington	1
*1	Florida	2
*5	Clemson	8

1959 **Won 22. Lost 11**

14	Camp LeJeune	4
11	Camp LeJeune	3
10	Camp LeJeune	8
8	Auburn	4
11	Auburn	3
1	Georgia	4
16	Georgia	4

17	Stetson	0
21	Stetson	12
9	North Carolina	11
16	Illinois	9
8	Florida	7
5	Michigan State	2
3	Duke	6
2	Western Michigan	3
5	Duke	1
2	Western Michigan	0
11	Michigan	0
2	Michigan State	8
3	Florida	6
7	Florida	9
1	Florida Southern	2
7	Georgia Teachers	1
19	Tampa	1
4	Georgia Teachers	5
8	Georgia	2
4	Georgia	2
4	Auburn	3
8	Auburn	6
*3	George Washington	2
*2	Clemson	24
*16	Georgia Tech	9
*0	Clemson	5

1960 **Won 13. Lost 9**

6	Miami	3
10	Miami	6
10	Georgia	1
7	Ohio State	13
4	Auburn	10
22	Auburn	8
11	Auburn	4
8	Auburn	4
9	Georgia	2
8	Georgia	11
4	Mississippi College	2
2	Mississippi College	4
4	Florida Southern	11
3	Florida Southern	5
9	Georgia Southern	5
3	Georgia Southern	10
3	Auburn	4
5	Auburn	6
8	Florida	4
13	Florida	11
16	Miami	3
9	Miami	5

1961 **Won 21. Lost 7**

9	Georgia	8
11	Georgia	3
10	Auburn	9
10	Auburn	1
5	Auburn	15
9	Navy	8
3	Navy	6
10	Duke	6
4	Duke	0
7	Duke	5
8	Duke	2
10	North Carolina	1
2	Florida	3
8	Florida	5
2	Western Michigan	10
7	Western Michigan	6
6	Georgia Southern	4
9	Georgia Southern	1
5	Florida Southern	4
13	Florida Southern	2
2	Miami	0
14	Miami	6
5	Georgia	3
9	Georgia	10
17	Georgia Southern	8
*3	West Virginia	1
*2	Duke	7
*3	West Virginia	4

1962 **Won 23. Lost 14**

13	Georgia	3
6	Georgia	3
7	Auburn	12
2	Auburn	10
10	Georgia Tech	4

9	Georgia Tech	8
7	Georgia Tech	6
8	Navy	2
14	Clemson	8
2	Furman	7
21	Furman	9
6	Auburn	7
3	Auburn	5
4	Miami	6
9	Miami	8
11	Clemson	14
3	Duke	1
4	Duke	5
2	East Carolina	19
9	North Carolina	2
12	North Carolina State	3
5	Georgia Southern	1
9	Georgia Southern	7
12	Florida Southern	11
2	Georgia Southern	4
8	Georgia Southern	2
5	Florida	9
6	Florida	2
*0	Florida	1
*6	West Virginia	5
*3	Florida	1
*10	Wake Forest	8
*3	Wake Forest	2
**5	Santa Clara	1
**5	Ithaca	4
**7	Michigan	10
**6	Santa Clara	11

1963 **Won 25. Lost 12**

2	Auburn	1
8	Auburn	3
10	Clemson	7
7	Clemson	12
12	Clemson	3
7	Navy	8
5	Auburn	1
9	Auburn	7
6	Florida Southern	0
2	Miami	1
1	Miami	4
13	Furman	3
9	Furman	2
14	Valdosta State	0
10	Georgia Southern	8
5	Wake Forest	7
7	North Carolina State	8
6	Duke	0
6	East Carolina	1
1	Florida	3
3	Florida	6
10	Georgia Southern	6
7	Georgia Southern	0
10	Georgia Tech	5
4	Georgia Tech	5
9	Georgia	5
4	Georgia	3
6	Florida	2
5	Florida	1
1	Florida	3
*4	Auburn	3
*12	Wake Forest	4
*5	Wake Forest	6
**11	Western Michigan	2
**3	Arizona	4
**3	Southern California	4


1964 **Won 23. Lost 13**

5	Florida Southern	2
4	Florida Southern	8
8	Clemson	5
5	Clemson	8
12	Clemson	6
15	Tennessee	7
5	Georgia Tech	0
3	Georgia Tech	2
7	Northeast Louisiana	4
9	North Carolina	0
7	Mississippi State	1
5	Amherst	0
10	Duke	4
17	North Carolina	3
4	Wake Forest	6

Fielder's choice.

What a hit. WD Brand beef from

Winn-Dixie. Always U.S. Choice and aged



for tenderness and

flavor. And the

WD Brand is your

guarantee that the

beef has been

given our special

1/8-inch trim.

So step up to

the plate and enjoy a

delicious meal. When you start with

WD Brand beef, you know you've

made the right choice.

The Beef People

WINN  **DIXIE**

America's Supermarket®

10	Michigan State	5
7	Michigan State	6
4	Wake Forest	7
9	Wake Forest	2
3	Auburn	5
14	Georgia Tech	1
5	Georgia	6
18	Georgia	11
6	Georgia Southern	1
2	Auburn	4
5	Auburn	19
9	Georgia Southern	7
6	Georgia Southern	9
7	Jacksonville	4
3	Jacksonville	22
2	Florida	6
4	Florida	3
1	Florida	2
1	Florida	2
5	Florida	4

1965 Won 32. Lost 11. Tie 1

7	Miami	4
9	Miami	4
9	Miami	9
4	Florida Southern	3
2	Kentucky	0
0	Navy	1
0	Navy	1
11	Michigan State	8
11	Duke	1
8	Wake Forest	1
5	Wake Forest	3
2	Michigan State	4
9	Duke	4
11	Wake Forest	4
6	Auburn	1
12	Auburn	0
4	Georgia Southern	2
6	Georgia Southern	3
11	Duke	2
2	North Carolina State	7
1	North Carolina	12
8	Calmet	9
13	Calmet	11
16	Calmet	3
10	Navy	1
12	Pensacola Navy	2
7	Loyola	6
18	Loyola	14
10	Georgia Southern	4
6	Georgia Southern	2
8	Jacksonville	2
6	Florida	8
3	Florida	2
10	Pensacola Navy	2
*3	Mississippi State	6
*7	Maryland	3
*3	Mississippi	2
*2	Furman	2
*7	Furman	5
5	Florida	4
10	Florida	11
**1	Ohio State	2
**3	Texas	2
**3	St. Louis	5

1966 Won 39. Lost 13

9	Kentucky	4
19	Kentucky	3
7	Kentucky	0
20	Kentucky	1
7	Tennessee	8
8	Tennessee	6
24	Mississippi State	2
6	Auburn	3
9	Mississippi	8
9	Mississippi	4
11	Mississippi	10
5	Mississippi	3
5	Michigan State	0
6	Michigan State	7
14	Wake Forest	12
5	Michigan State	4
18	Rutgers	10
3	Wake Forest	4
2	Auburn	7

2	Auburn	6
18	Spring Hill	3
13	Spring Hill	6
15	North Carolina	7
4	North Carolina	6
1	Miami	6
4	North Carolina	1
10	Miami	2
15	Furman	2
2	Louisiana State	3
0	Louisiana State	1
3	Loyola	0
5	Loyola	0
3	Spring Hill	2
14	Spring Hill	2
9	Georgia Southern	4
9	Georgia Southern	1
16	Florida	4
0	Florida	4
10	Georgia Southern	0
10	Georgia Southern	9
15	Jacksonville	5
3	Jacksonville	1
1	Florida	0
4	Florida	0
11	Clemson	5
4	Clemson	3
3	Clemson	4
*3	Mississippi	4
*6	East Carolina	3
*7	Mississippi State	0
*6	North Carolina	5
*4	North Carolina	6

1967 Won 30. Lost 14

9	Miami	4
6	Miami	5
14	Tampa	0
7	Auburn	12
1	Georgia	2
3	Springfield	1
1	Auburn	0
6	Springfield	5
7	Virginia Tech	2
3	Alabama	4
9	Penn State	3
1	Alabama	0
10	Tulane	6
6	Penn State	7
5	Tulane	1
5	William & Mary	4
5	Wake Forest	1
5	North Carolina	1
1	North Carolina	3
3	Wake Forest	2
0	Wake Forest	1
2	North Carolina	1
0	Parsons	10
4	Parsons	16
2	Auburn	5
9	Auburn	3
8	Tulane	5
7	Tulane	5
5	Loyola	1
5	Loyola	1
7	Georgia Southern	1
5	Georgia Southern	2
2	Georgia Southern	0
7	Georgia Southern	0
7	Jacksonville	0
8	Jacksonville	1
7	Florida	5
2	Florida	5
6	Florida	3
1	Florida	2
1	Florida	3
*5	Clemson	3
*3	Auburn	13
*4	Clemson	6

1968 Won 35. Lost 6

7	Valdosta Red Sox	0
11	Valdosta Red Sox	3
2	Georgia	0
2	Georgia	3
10	Penn State	8
10	Springfield	9

7	Penn State	2
18	Springfield	0
3	Wake Forest	0
7	Wake Forest	4
6	Southern Illinois	0
8	Southern Illinois	4
5	Southern Illinois	3
15	Kentucky Wesleyan	1
15	Kentucky Wesleyan	5
18	Valdosta Red Sox	3
3	Valdosta Red Sox	1
4	Miami	1
7	Miami	5
2	Auburn	1
7	Auburn	3
5	Loyola	1
4	Loyola	1
12	Georgia Southern	6
4	Georgia Southern	1
2	Florida	3
2	Florida	3
10	Georgia Southern	2
9	Georgia Southern	4
3	Auburn	2
1	Auburn	2
4	Jacksonville	18
9	Jacksonville	4
1	Florida	0
5	Florida	0
5	Florida	0
*1	East Carolina	2
*6	Alabama	1
*3	East Carolina	2
*15	N. Carolina State	12
*1	N. Carolina State	4

1969 Won 38. Lost 13. Tie 1

5	Florida Southern	5
6	Miami	2
5	Miami	0
2	St. Leo	0
0	Auburn	1
6	Auburn	1
3	Loyola	5
2	Loyola	0
5	Tulane	0
0	Tulane	1
4	Penn State	3
8	Penn State	1
6	Penn State	0
8	Penn State	4
0	Southern Illinois	1
5	Southern Illinois	4
3	Southern Illinois	1
10	Belmont Abbey	9
16	Wake Forest	6
16	Wake Forest	14
4	South Carolina	3
10	Wake Forest	1
8	Furman	2
7	Furman	2
18	Kentucky Wesleyan	1
17	Kentucky Wesleyan	0
7	South Florida	3
5	South Florida	2
6	Clemson	2
3	Clemson	1
5	Georgia	0
12	Georgia	3
6	St. Leo	2
3	Florida	1
4	Florida	9
2	Georgia Southern	3
9	Georgia Southern	5
2	Georgia Tech	1
5	Georgia Tech	8
7	Jacksonville	9
2	Jacksonville	4
8	Georgia Southern	1
3	Georgia Southern	4
5	South Alabama	4
4	South Alabama	0
4	Auburn	7
6	Auburn	3
0	Florida	8
1	Florida	3
3	Florida	1

1970 Won 49. Lost 9. Tie 1

5	Union	1
6	Union	2
6	St. Leo	1
5	St. Leo	4
1	Florida Southern	0
10	Miami	1
5	Michigan State	6
8	Miami	3
1	Stetson	0
17	Bowling Green	8
6	New York University	1
8	Rider	1
4	New York University	1
6	Southern Illinois	1
15	North Carolina	6
5	North Carolina	4
3	North Carolina	2
5	Illinois	4
6	Maryland	2
11	Holy Cross	4
10	Illinois	0
3	Holy Cross	0
4	Maryland	3
10	Auburn	4
3	Auburn	5
8	South Alabama	4
4	South Alabama	0
11	South Alabama	0
7	South Florida	0
8	South Florida	0
8	St. Leo	3
7	Florida Southern	6
9	South Alabama	0
3	South Alabama	5
2	South Alabama	2
12	Georgia Southern	5
8	Georgia Southern	4
4	Jacksonville	1
9	Jacksonville	2
11	Miami	4
6	Miami	2
1	Florida	3
4	Florida	5
8	Georgia Southern	3
1	Georgia Southern	2
5	Auburn	0
7	Auburn	6
3	Florida	4
1	Florida	0
9	Florida	4
*2	East Carolina	0
*10	Maryland	1
*5	Mississippi State	4
**4	Arizona	0
**6	Dartmouth	0
**1	Texas	5
**2	Ohio University	0
**11	Texas	2
**1	Southern California	2

1971 Won 41. Lost 16

13	Valdosta State	1
5	Union	0
14	Union	0
7	Union	6
9	St. Leo	3
7	St. Leo	6
3	Lafayette	0
1	Lafayette	0
2	Lafayette	0
5	Miami	4
4	Miami	5
1	Ohio State	9
9	Michigan State	5
14	St. Leo	2
5	Western Michigan	7
2	Florida A&M	1
21	Florida A&M	0
7	Western Michigan	5
1	Western Michigan	5
7	Florida A&M	1
0	Brown	2
5	Brown	1
3	Brown	1
12	Brown	1
4	Brown	1
6	Brown	1
4	Jacksonville	13
8	Jacksonville	6
7	Northern Illinois	1
7	Miami	5
4	Miami	7
13	Auburn	8
8	Auburn	11
17	Valdosta State	3
0	Clemson	11
7	Clemson	12
2	Clemson	3
6	Georgia	0
2	Georgia	4
9	South Alabama	7
4	South Alabama	5
9	South Alabama	4
10	South Florida	6
4	South Florida	3
2	Stetson	0
1	Stetson	0
1	Georgia Southern	2
6	Georgia Southern	1
7	South Alabama	3
1	Georgia Southern	0
9	Auburn	4
6	Auburn	5
7	Florida	0
3	Florida	4
1	Florida	4
7	Florida	0

1972 Won 45. Lost 23

6	Stetson	3
7	Stetson	1
2	Rollins	0
11	Rollins	6
14	St. Josephs	1
12	St. Josephs	6
8	St. Josephs	1
11	Clemson	7
6	Clemson	3
20	Clemson	3
11	Florida Southern	4
7	Miami	4
3	South Florida	4
6	South Florida	2
8	St. Leo	7
3	Auburn	9
16	Auburn	13
1	Vanderbilt	11
4	Vanderbilt	3
19	Vanderbilt	4
6	Western Michigan	1
2	Florida Southern	4
7	Western Michigan	8
4	Western Michigan	7
8	Western Michigan	1
8	Virginia	6
14	Virginia	7
2	Valdosta State	14
4	Jacksonville	7
3	Jacksonville	4
7	Georgia Southern	3
6	Georgia Southern	7
12	Florida A&M	10
12	St. Leo	10
15	St. Leo	1
9	Florida A&M	2
2	South Alabama	9
2	South Alabama	5
4	South Alabama	6
10	Chicago State	5
12	Chicago State	0
11	Chicago State	2
4	Georgia Tech	2
8	Georgia Tech	3
12	Florida A&M	4
13	Florida A&M	7
1	Jacksonville	3
6	Jacksonville	5
3	Georgia Southern	4
5	Georgia Southern	2
12	Georgia Southern	10
3	Valdosta State	2
4	Miami	5
3	Miami	4
4	Miami	3
6	South Alabama	4
3	South Alabama	1
0	South Alabama	10



End Zone Sports Bar & Grill

DAILY SPECIALS

• Fried Chicken • Burgers • Subs

Live Music every Friday 5-9 on our deck.

5 TV's including Big Screen for your Seminole Basketball enjoyment.

Videos-Pool Tables-Shuffleboard

Bring your ticket stub in after the game for \$1.00 OFF SPECIALS!

Call ahead for easy pick-up

222-9002

YOUR CAMPUS CONNECTION

"With Student Friendly Prices"

We Honor












3	Auburn	9
7	Auburn	4
7	Florida	3
1	Florida	3
8	Florida	1
4	Florida	2
9	Florida	4
*5	South Alabama	6
*10	Richmond	5
*3	Mississippi	8

1973 Won 38. Lost 21

1	Miami	5
7	Florida International	4
11	South Florida	5
7	South Florida	8
6	Tampa	2
4	Tampa	0
9	St. Josephs	0
9	St. Josephs	4
13	Jacksonville State	5
5	Marietta	7
7	Miami	6
8	Miami	2
2	Florida Southern	3
7	St. Leo	4
3	Valdosta State	2
5	Fairleigh Dickinson	0
2	Fairleigh Dickinson	1
12	Rollins	0
5	Rollins	0
3	South Alabama	11
4	South Alabama	3
2	Auburn	4
2	Auburn	4
3	Cumberland	0
9	Cumberland	0
3	St. Leo	0
11	St. Leo	0
10	Tampa	2
8	Tampa	4
9	Valdosta State	8
1	Miami	10
4	Miami	1
0	Georgia Southern	7
13	Georgia Southern	8
3	Georgia Southern	7
14	Florida A&M	6
1	Clemson	2
2	Clemson	1
9	Clemson	1
0	Georgia Tech	1
2	Georgia Tech	3
6	Jacksonville	12
7	Jacksonville	4
6	Jacksonville	5
4	Georgia Southern	5
4	Georgia Southern	1
8	Florida A&M	1
5	South Alabama	8
3	South Alabama	4
2	South Alabama	3
4	Auburn	2
8	Auburn	4
6	Stetson	7
4	Stetson	5
3	Florida	0
9	Florida	5
8	Florida	7
0	Florida	4
8	Florida	0

1974 Won 37. Lost 25

0	Jacksonville	2
5	Jacksonville	4
3	Jacksonville	2
11	Troy State	2
11	Troy State	2
5	N.C.-Wilmington	4
15	N.C.-Wilmington	5
10	N.C.-Wilmington	4
6	Clemson	3
5	Clemson	7
5	Clemson	3
2	Miami	3
3	Miami	4
5	Florida International	2

9	Florida Southern	7
5	Tampa	6
9	Tampa	5
4	Tennessee	7
0	Tennessee	2
3	Ohio University	6
1	South Carolina	4
0	South Carolina	1
6	Rider	7
3	Western Michigan	1
2	Western Michigan	4
6	Valdosta State	3
3	Columbus	0
4	Niagara	2
11	Lewis	12
0	Lewis	4
5	Lewis	7
3	Mercer-Atlanta	1
14	Mercer-Atlanta	11
7	Tampa	4
11	Tampa	1
4	Mercer	0
13	Mercer	11
2	Florida International	0
4	Florida International	5
2	Miami	1
7	Miami	4
3	Miami	17
3	Georgia Southern	13
4	Georgia Southern	2
2	Florida Southern	4
1	Valdosta State	15
2	South Florida	1
9	South Florida	8
11	Auburn	1
3	Auburn	6
7	Georgia Southern	6
4	Georgia Southern	1
3	Georgia Southern	2
4	Columbus	2
4	Auburn	5
1	Auburn	7
9	Jacksonville	2
8	Jacksonville	6
2	Florida	6
4	Florida	3
4	Florida	5
4	Florida	3

1975 Won 49. Lost 10

1	St Leo	0
10	St Leo	4
14	Florida	0
6	Florida	4
6	Jacksonville	4
12	Jacksonville	3
8	Jacksonville	0
9	Valdosta State	0
8	Valdosta State	3
4	Mercer	0
5	Mercer	0
7	Florida International	5
4	St Leo	0
7	St Leo	2
12	Florida International	5
3	Michigan State	4
7	Army	4
11	Michigan State	4
3	Miami	0
0	Miami	2
10	Miami	7
16	Niagara	1
4	Tampa	3
10	Tampa	2
7	Niagara	2
10	Niagara	4
10	Columbus	2
8	Miami	0
5	Miami	2
4	South Alabama	2
4	South Alabama	8
5	South Alabama	4
11	Georgia Tech	0
9	Georgia Tech	3
3	Auburn	1
4	Auburn	0
6	Stetson	2
5	Stetson	3

4	Jacksonville	0
1	Jacksonville	2
2	Mercer	5
5	Mercer	0
9	Florida	5
5	Florida	8
8	Florida	7
8	Georgia Southern	2
6	Georgia Southern	0
10	Georgia Southern	5
6	Georgia Southern	3
7	Georgia Southern	8
7	South Alabama	1
6	Columbus	4
4	Auburn	1
3	Auburn	4
*1	Miami	0
*4	Louisiana State	2
*6	Miami	5
**1	Eastern Michigan	2
**0	Seton Hall	11

1976 Won 40. Lost 16

9	Biscayne	4
8	Biscayne	5
5	Miami	1
3	SW Louisiana	2
13	SW Louisiana	10
5	Columbus	4
20	Ga. Southwestern	1
12	Ga. Southwestern	0
7	Ga. Southwestern	9
10	Ga. Southwestern	4
10	Biscayne	7
17	Biscayne	6
1	Howard	6
9	Howard	1
9	Valdosta State	0
8	St Leo	0
7	St Leo	1
12	Stetson	0
10	Stetson	4
21	Jacksonville	5
6	Jacksonville	5
12	Otterbein	2
10	Otterbein	3
6	Valdosta	2
10	Stetson	11
5	Stetson	9
10	Georgia Southern	3
4	Georgia Southern	6
6	Jacksonville	1
2	Jacksonville	6
12	Mercer	14
8	Mercer	2
6	South Florida	1
4	South Florida	0
8	Florida	2
3	Florida	1
15	Niagara	3
0	Niagara	3
13	Niagara	4
9	South Alabama	4
0	South Alabama	1
2	South Alabama	3
8	Florida	5
11	Florida	3
21	South Alabama	6
18	Georgia Tech	6
3	Georgia Tech	4
1	Miami	6
7	Miami	9
20	Miami	4
5	Georgia Southern	11
5	Georgia Southern	2
3	Georgia Southern	4
*6	Jacksonville	1
*1	Auburn	2
*7	Jacksonville	9

1977 Won 37. Lost 13

9	St Leo	2
12	Jacksonville	1
4	Jacksonville	0
3	Florida	8
1	Florida	2
14	Valdosta State	5

0	Kentucky	14
6	Kentucky	4
3	Marietta	2
23	Olivet	0
16	Olivet	1
11	North Central	5
11	North Central	3
9	Jacksonville	5
8	Jacksonville	10
2	Georgia Southern	3
6	Georgia Southern	0
6	Georgia Southern	3
8	Troy State	0
6	Troy State	2
4	Nevada-Las Vegas	2
5	Southern California	16
4	Hawaii	5
13	Kearney State	9
3	Southern California	2
4	Nevada-Las Vegas	2
11	Kearney State	1
5	Hawaii	2
9	Valdosta State	3
9	St Leo	5
9	St Leo	1
3	Florida	7
8	Florida	7
14	Miami	10
4	Miami	10
5	South Florida	0
8	South Florida	6
10	Miami	12
3	Miami	12
2	Miami	10
6	Mercer	4
9	Mercer	1
4	Georgia Southern	3
10	Georgia Southern	9
12	Tulane	4
5	Louisville	2
10	Memphis State	2
3	Tulane	4
11	Tulane	1

1978 Won 44. Lost 18

6	Tulane	1
3	Tulane	8
7	South Florida	4
2	South Florida	0
17	Rose Hulman	0
6	Rose Hulman	5
7	Rose Hulman	3
13	Rose Hulman	1
14	E. Tennessee State	1
7	E. Tennessee State	4
11	St Leo	6
7	St Leo	3
16	Morehead State	4
3	Morehead State	2
13	Western Kentucky	4
16	Western Kentucky	3
3	Ohio State	2
24	Ohio State	13
19	Cincinnati	5
11	Cincinnati	8
7	Ohio State	4
10	Cincinnati	6
0	Tulane	4
3	Tulane	0
5	South Alabama	16
2	South Alabama	9
15	Oakland State	6
6	Oakland State	2
5	South Florida	1
8	South Florida	3
8	St Leo	4
3	St Leo	4
5	South Alabama	4
7	South Alabama	3
3	Jacksonville	4
11	Jacksonville	5
11	Jacksonville	9
11	Jacksonville	6
1	Georgia Southern	0
3	Georgia Southern	4
10	Valdosta State	7
4	Nevada-Las Vegas	16
1	Nevada-Las Vegas	3
6	Nevada-Las Vegas	9

6	Nevada-Las Vegas	13
5	Florida	1
9	Florida	8
13	Valdosta State	5
7	Florida	1
4	Florida	5
12	Mercer	11
9	Georgia Southern	3
2	Georgia Southern	4
4	Georgia Southern	7
4	Georgia Tech	3
3	Louisville	4
3	Tulane	2
8	Georgia Tech	4
7	Louisville	5
9	Memphis State	10
*0	Marshall	4
*2	Miami	7

1979 Won 43. Lost 17. Tie 1

6	Troy State	4
12	Troy State	0
7	Mercer	5
0	Valdosta State	2
12	Valdosta State	14
6	Valdosta State	0
4	Florida	3
3	Florida	16
18	St. Leo	2
5	St. Leo	2
4	St. Francis	1
2	St. Francis	5
7	Tulane	3
9	Tulane	2
14	St. Francis	5
8	St. Francis	1
4	Austin Peay	2
12	Austin Peay	0
14	Western Kentucky	4
8	Jacksonville	3
21	Jacksonville	8
4	Mercer	2
6	South Florida	4
12	South Florida	4
4	Tennessee-Martin	1
10	Tennessee-Martin	4
12	Wright State	0
13	Wright State	6
9	Stetson	14
13	Oakland State	4
13	Oakland State	6
3	Miami	4
3	Miami	5
11	St. Leo	5
1	St. Leo	5
13	Florida A&M	1
12	Florida	7
9	Miami	2
3	Miami	2
6	Georgia Southern	4
4	Georgia Southern	7
5	Georgia Southern	4
3	Jacksonville	0
9	Jacksonville	10
3	South Florida	1
10	South Florida	1
14	Valdosta State	14
20	Florida A&M	1
2	Mercer	4
5	Georgia Tech	2
11	Georgia Tech	4
9	Florida A&M	1
20	Florida	7
3	Georgia Southern	8
1	Georgia Southern	8
13	Cincinnati	3
5	Tulane	10
11	Memphis State	1
2	Tulane	5
*5	Florida	9
*6	Delaware	7

1980 Won 51. Lost 12

0	Miami	10
3	Miami	4
9	Miami	8
5	Troy State	3
11	Troy State	9

10	Lenior Rhyne	3
8	Jacksonville	4
17	Jacksonville	8
16	Jacksonville	3
6	Florida	21
6	Wingate	0
5	Wingate	4
18	Missouri-Rolla	3
13	Missouri-Rolla	0
23	Brooklyn	5
2	Northern Kentucky	0
9	Mercer	7
27	Monmouth	2
18	Otterbein	3
15	Otterbein	6
12	Wright State	0
2	Wright State	6
2	Tulane	3
10	Eastern Illinois	9
28	Dayton	2
7	Mercer	4
7	Jacksonville	6
15	Jacksonville	3
5	Jacksonville	1
15	Valdosta State	9
21	Auburn	7
0	Auburn	0
12	South Florida	0
3	South Florida	1
14	South Florida	3
2	Florida	1
15	Florida	2
12	Flagler	1
9	Auburn	5
4	Auburn	2
10	South Florida	4
17	South Florida	0
5	South Florida	5
3	Troy State (Forfeit)	5
12	Troy State	3
11	Valdosta State	4
6	Miami	10
7	Miami	5
5	Miami	7
4	Virginia Tech	12
13	Louisville	1
12	Tulane	5
13	Virginia Tech	6
14	Memphis State	11
5	Georgia Southern	3
13	Georgia Southern	11
3	Georgia Southern	8
*10	New Orleans	8
*19	Western Kentucky	7
*10	Western Kentucky	5
*16	Hawaii	7
**3	Arizona	5

1981 Won 56. Lost 23

2	Georgia Southern	3
2	Georgia Southern	5
14	Georgia Southern	6
19	Georgia State	3
8	Georgia State	7
19	Georgia State	2
9	Clemson	8
11	Clemson	7
17	Jacksonville	5
9	Jacksonville	10
3	Miami	4
8	Miami	10
4	Miami	19
6	Mercer	5
3	Mercer	4
3	Florida	1
5	Florida	17
15	Wingate	6
7	Ripon	1
12	Ripon	1
4	Wingate	2
6	Wingate	2
19	Campbellsville	4
11	Otterbein	8
9	Otterbein	4
9	South Carolina	8
5	South Carolina	8
12	South Carolina	6
12	Jackson State	11

CATCH THE BEST OF BOTH ON FOX 49

**THE MIKE MARTIN
BASEBALL SHOW
SUNDAYS
11:30 AM**



**COACH
WEEKDAYS
7:30 PM**



10	Cleveland State	3
8	Georgia	3
2	Georgia	4
15	Georgia State	5
16	Georgia State	8
1	Georgia State	3
14	Florida	10
9	Florida	12
15	Tulane	9
3	Tulane	11
4	Tulane	15
8	Jacksonville	7
7	Jacksonville	0
3	Flagler	4
12	Flagler	4
4	Memphis State	6
8	Memphis State	4
7	Memphis State	6
6	West Florida	1
3	West Florida	2
7	South Carolina	5
3	South Carolina	9
0	South Florida	2
7	South Florida	3
7	South Florida	6
8	South Florida	2
8	South Florida	0
14	South Florida	5
14	Valdosta State	6
7	Auburn	1
4	Auburn	3
2	Miami	3
5	Miami	4
3	Miami	4
7	Auburn	5
11	Auburn	3
6	Georgia Southern	1
5	Valdosta State	3
15	St. Louis	3
5	Memphis State	0
2	Tulane	6
7	Memphis State	3
22	Tulane	4
15	Tulane	5
***5	Florida	1
***9	Minnesota	4
***6	Miami	14
***4	Florida	5

1982 Won 56. Lost 17. Tie 1

23	Georgia State	0
9	Georgia State	1
25	Georgia State	11
24	Mercer-Atlanta	0
19	Mercer-Atlanta	2
15	Mercer-Atlanta	1
5	Georgia	21
6	Georgia	5
12	Southern	10
21	Southern	6
16	Southern Mississippi	7
20	Southern Mississippi	1
5	Georgia Southern	2
9	Georgia Southern	5
14	Mercer	10
11	Mercer-Atlanta	2
12	Mercer-Atlanta	0
9	Mercer-Atlanta	0
19	S.E. Missouri State	2
6	Valparaiso	0
17	Florida	16
8	Florida	1
6	Florida	9
7	Florida	6
6	Jacksonville	12
6	Jacksonville	12
10	Otterbein	4
27	Cleveland State	4
24	Cleveland State	15
11	St. Xavier	0
7	Virginia Tech	2
12	Virginia Tech	4
1	Virginia Tech	5
5	Miami	6
5	Miami	3
9	Miami	3
8	Clemson	1

7	Clemson	6
17	Georgia State	8
31	Georgia State	6
9	West Florida	4
4	Jacksonville	7
10	Jacksonville	7
1	Memphis State	3
3	Memphis State	11
12	Memphis State	6
5	Auburn	9
10	Auburn	8
4	Valdosta State	0
6	Tulane	8
4	Tulane	3
8	Tulane	6
14	Auburn	0
8	Auburn	9
4	Valdosta State	1
12	Mercer	2
8	Cincinnati	1
5	Flagler	2
13	Flagler	1
5	Georgia Southern	4
8	Georgia Southern	4
19	Georgia Southern	9
5	Miami	11
9	Miami	2
7	Miami	7
10	Cincinnati	2
2	Memphis State	4
12	Louisville	1
2	Virginia Tech	1
7	Memphis State	6
7	Tulane	11
***2	Eastern Michigan	7
***8	Ohio State	3
***5	Oklahoma	6

1983 Won 55. Lost 18. Tie 1

4	Southern Mississippi	2
8	Southern Mississippi	4
22	Mercer	6
14	Mercer	5
10	South Florida	11
5	South Florida	2
1	South Florida	4
12	Auburn	9
6	Auburn	1
0	Miami	9
2	Miami	4
5	Clemson	4
3	Clemson	3
2	Florida	6
14	Florida	16
6	Wingate	4
7	Nevada-Las Vegas	2
5	Nevada-Las Vegas	6
14	Nevada-Las Vegas	11
4	Louisville	6
11	Louisville	4
10	Wake Forest	2
9	Wake Forest	1
7	Wake Forest	3
4	Tennessee Tech	3
12	Tennessee Tech	2
7	Auburn	5
7	Pittsburgh	4
12	Pittsburgh	4
13	Pittsburgh	0
7	St. Xavier	4
5	Louisiana State	15
10	Louisiana State	5
4	SW Louisiana	3
7	South Florida	6
9	South Florida	4
12	South Florida	2
2	Jacksonville	5
7	Jacksonville	9
5	Florida	7
9	Florida	3
12	Georgia Southern	3
9	Georgia Southern	6
7	Jacksonville	1
7	Jacksonville	2
6	Miami	5
4	Miami	3
5	Miami	0
16	Georgia Southern	4

8	Georgia Southern	1
17	Mercer	4
14	Mercer	5
17	Memphis State	0
2	Memphis State	1
6	Memphis State	7
17	Georgia State	4
10	Georgia State	2
8	Georgia State	3
10	Georgia State	1
4	Georgia State	7
9	Georgia State	7
8	Louisiana State	2
6	Louisiana State	3
3	SW Louisiana	0
5	Tulane	6
6	Tulane	8
10	Tulane	6
14	Southern Mississippi	7
9	Cincinnati	2
4	Tulane	2
9	Tulane	6
***8	South Alabama	2
***5	Alabama	7
***5	Miami	10

1984 Won 55. Lost 29

7	South Florida	6
4	Miami	10
3	Florida	3
4	South Florida	3
10	South Florida	6
10	South Florida	6
7	West Florida	5
7	West Florida	1
9	Tampa	5
7	Tampa	6
12	Georgia Tech	6
2	Georgia Tech	15
4	Jacksonville	0
11	Jacksonville	3
0	Miami	7
5	Miami	14
7	Miami	6
10	Auburn	4
12	Auburn	2
13	Ball State	2
5	Ball State	1
12	Ball State	2
8	Ball State	6
9	Nevada-Las Vegas	14
1	Nevada-Las Vegas	3
2	Nevada-Las Vegas	6
3	Cal State-Fullerton	5
1	Cal State-Fullerton	5
10	Cal State-Fullerton	4
7	Southern Mississippi	5
8	Southern Mississippi	9
12	Southern Mississippi	6
3	South Florida	2
6	South Florida	8
3	South Florida	6
5	Pittsburgh	0
21	Pittsburgh	1
6	Pittsburgh	0
7	Tennessee Tech	3
18	Alabama	16
5	Georgia Southern	4
21	Georgia Southern	3
0	Clemson	13
3	Clemson	13
8	Georgia State	6
26	Georgia State	13
3	Florida	11
11	Florida	9
2	Jacksonville	10
8	Jacksonville	10
4	Georgia Southern	2
3	Georgia Southern	6
6	Mercer	0
13	Mercer	2
3	Miami	2
3	Miami	4
5	Miami	4
7	Florida	8
7	Florida	4
4	South Alabama	12
3	South Alabama	9

10	Florida International	3
12	Florida International	3
17	Tulane	4
8	Tulane	4
0	Tulane	1
7	South Alabama	8
9	Southern Mississippi	3
11	Southern Mississippi	2
16	Southern Mississippi	6
13	Memphis State	7
11	Memphis State	3
8	Memphis State	3
3	South Carolina	4
4	Tulane	2
10	Memphis State	3
11	Cincinnati	2
17	Virginia Tech	3
11	South Carolina	10
4	New Orleans	7
5	New Orleans	1
7	New Orleans	3
***7	Stetson	10
***4	East Carolina	7

1985 **Won 59. Lost 23**

7	Armstrong State	0
1	Armstrong State	0
11	South Florida	5
8	South Florida	2
13	Grambling	7
9	Grambling	4
14	Samford	7
18	Samford	10
20	Southern Mississippi	1
10	Southern Mississippi	4
24	Southern Mississippi	3
5	Miami	2
4	Miami	15
5	Miami	6
5	Georgia Southern	4
12	Georgia Southern	6
16	St. Leo	2
11	Ball State	12
12	Ball State	10
15	Ball State	6
9	Ball State	10
12	Jacksonville	0
25	Jacksonville	6
6	Central Florida	2
5	Central Florida	6
10	South Florida	7
5	South Florida	6
11	Western Kentucky	5
6	Western Kentucky	10
2	Samford	5
20	Samford	4
2	Florida	3
1	Florida	6
6	Pittsburgh	5
18	Pittsburgh	2
9	Pittsburgh	7

17	Southern Mississippi	6
6	Southern Mississippi	0
4	Southern Mississippi	6
15	South Alabama	12
12	Florida	10
14	Georgia State	0
10	Georgia State	4
2	Memphis State	3
3	Florida	6
5	Jacksonville	7
18	Jacksonville	9
9	Tulane	6
4	Tulane	1
9	Tulane	4
6	Central Florida	3
12	Central Florida	0
19	Central Florida	6
2	Miami	3
13	Miami	5
5	Miami	8
8	Georgia Southern	7
6	Georgia Southern	4
4	Memphis State	7
8	Memphis State	3
7	Memphis State	2
19	Georgia Tech	0
13	Georgia Tech	3
8	South Alabama	0
12	South Alabama	10
9	Tulane	3
5	Tulane	2
8	Tulane	9
11	Louisville	3
5	Virginia Tech	8
24	Cincinnati	0
7	South Carolina	5
3	Virginia Tech	1
11	South Carolina	5
13	North Carolina	7
9	North Carolina	5
8	North Carolina	9
***11	George Mason	0
***9	Georgia Tech	1
***6	Arkansas	7
***3	Georgia Tech	8

1986 **Won 61. Lost 13**

10	Grambling	1
20	Grambling	6
1	Grambling	3
7	Southern Miss	6
2	Southern Miss	0
14	Southern Miss	6
9	Samford	6
9	Samford	1
6	Georgia Tech	4
9	Georgia Tech	4
10	Florida	6
10	Florida	7
9	South Florida	3
8	South Florida	7

9	South Florida	8
3	South Florida	6
9	Florida International	3
12	Florida International	10
19	Samford	2
15	Samford	5
12	Richmond	4
14	Richmond	4
16	Richmond	1
13	Richmond	3
7	Pittsburgh	0
10	Pittsburgh	2
22	Pittsburgh	1
17	Pittsburgh	1
1	Southern Miss	5
2	Southern Miss	0
13	Southern Miss	9
5	South Alabama	12
13	South Alabama	4
14	South Alabama	4
13	South Alabama	9
7	Memphis State	3
6	Memphis State	1
2	Memphis State	7
15	Central Florida	12
8	Central Florida	3
9	Jacksonville	2
9	Jacksonville	10
7	Tulane	5
4	Tulane	2
20	Jacksonville	3
10	Jacksonville	11
6	Miami	1
3	Miami	4
8	Miami	3
7	Florida	6
8	Florida	0
6	Memphis State	0
6	Memphis State	5
7	Memphis State	1
3	Central Florida	1
12	Florida International	0
10	Miami	11
14	Miami	6
5	Miami	7
10	Cincinnati	3
5	South Carolina	8
7	Memphis State	3
3	South Carolina	0
7	South Carolina	2
6	LSU	4
***10	NC State	6
***12	Texas A&M	9
***11	South Florida	7
**5	Indiana State	3
**7	Miami	2
**5	Arizona	9
**6	Oklahoma State	5
**4	Miami	3
**2	Arizona	10

Carry-Out Only



1 Large 1-topping Pizza

\$3.99

extra toppings
99¢ each

1496 Apalachee Pkwy.
(next to Blockbuster Video)
942-6800

3491 Thomasville Rd.
(Killearn Center/Publix)
894-3100

Serving FSU Campus

2020 W. Pensacola St.
(Westwood Shopping Ctr./Publix)
574-2200



Carry-out only (FSU-11) Expires 3/31/95

1987

Won 55. Lost 18

15	Samford	1
9	Samford	1
4	Grambling	3
9	Grambling	2
12	Grambling	6
4	Samford	1
7	Samford	2
1	New Orleans	3
7	Tulane	5
2	LSU	1
7	Southern Miss	2
10	Southern Miss	4
8	Southern Miss	11
10	Ball State	3
9	Ball State	2
14	Ball State	10
13	South Florida	4
4	South Florida	5
2	South Florida	5
17	South Florida	1
8	Austin Peay	3
15	Austin Peay	0
26	Austin Peay	1
9	UNC-Charlotte	1
14	UNC-Charlotte	5
3	South Alabama	7
1	Southern Miss	3
4	Southern Miss	2
13	Southern Miss	9
12	Central Florida	4
4	Central Florida	3
4	Memphis State	1
8	Memphis State	0
4	Memphis State	5 (10)
7	Georgia Tech	5
10	Georgia Tech	8
5	Georgia	6
3	Georgia	4
9	Jacksonville	3
9	Jacksonville	7
14	Miami	3
6	Miami	11
10	Miami	11 (10)
12	Florida	6
14	Florida	11
9	South Alabama	4
6	Memphis State	4
7	Memphis State	6
7	Memphis State	5
5	Central Florida	8
9	Jacksonville	8 (12)
11	Jacksonville	10 (10)
3	Miami	4 (10)
6	Miami	4 (11)
8	Miami	6
5	Florida	10
5	Florida	7
6	Mercer	2
14	Mercer	2
8	Mercer	3
9	Louisville	2
5	Virginia Tech	4
9	South Carolina	5
5	Southern Miss	1
6	Cincinnati	3
***10	East Carolina	5
***5	Miami	2
***12	South Alabama	3
***3	South Alabama	6
***9	South Alabama	2
**2	LSU	6 (10)
**3	Arizona State	0
**4	Texas	6

1988

Won 50. Lost 18. Tied 1

11	Grambling	7
16	Grambling	3
18	Grambling	2
4	LSU	9
6	Southern Miss	3
18	Southern Miss	11
5	Southern Miss	6
7	Richmond	1
11	Richmond	4
6	Richmond	1
6	Ball State	4

6	South Florida	4
4	South Florida	2
4	South Florida	1
3	South Florida	6
19	Sanford	3
12	Sanford	3
7	Sanford	2
10	Lamar	2
10	Alabama-Birmingham	4
4	Southern Miss	5
1	Southern Miss	2
7	Southern Miss	9
9	Baptist	8
15	Baptist	1
7	Baptist	0
7	Florida International	8
5	Florida International	2
10	Jacksonville	7
3	Mercer	2
9	Mercer	10
12	Minnesota	5
8	Iowa	0
5	Washington State	1
4	Maine	2
6	Old Dominion	5
11	South Alabama	7
3	Miami	8
20	Miami	8
5	Miami	5
7	Florida	2
20	Valdosta State	8
5	Memphis State	6
5	Memphis State	0
1	Memphis State	2
5	Florida	8
13	South Alabama	11
15	Georgia Tech	2
2	Georgia Tech	10
8	Central Florida	1
2	Central Florida	3
11	Central Florida	1
1	Florida International	2
6	Miami	5
7	Miami	9
6	Miami	3
2	Jacksonville	5
14	Memphis State	3
21	Memphis State	5
18	Louisville	4
9	Virginia Tech	6
9	South Carolina	3
4	Memphis State	2
9	South Carolina	1
***10	Stetson	3
***8	Tulane	6
***3	Florida	9
***2	Stetson	7

1989

Won 54. Lost 18

9	Arizona State	6
8	Arizona State	3
14	Georgia Tech	1
8	Grambling	3
5	Grambling	0
8	Grambling	2
1	Florida	5
5	Florida	6
5	Baptist	4
10	Baptist	2
0	South Florida	10
8	South Florida	7
5	South Florida	6
3	South Florida	14
3	Rice	4
6	Louisville	0
3	Rice	0
6	Richmond	0
12	Richmond	3
3	Richmond	2 (13)
10	Ball State	0
11	Ball State	1
16	Ball State	0
18	Samford	2
14	Samford	0
6	South Carolina	5
3	South Carolina	4
4	South Carolina	5 (10)

11	Jacksonville	6
6	Cal. St. Fullerton	5 (11)
4	Cal. St. Fullerton	9
10	Cal. St. Fullerton	0
2	Mercer	1
7	Mercer	0
10	Southern Miss	2
6	Southern Miss	2
7	Southern Miss	2
6	Jacksonville	0
14	Jacksonville	3
3	Miami	0
1	Miami	8
11	Miami	3
0	Florida	5
7	Florida	5
7	Louisville	0
10	Louisville	1
7	Louisville	2
5	Virginia Tech	8
8	Virginia Tech	4
6	Memphis State	2
6	Memphis State	2
3	Memphis State	1
6	Jacksonville	7 (10)
2	Miami	11
2	Miami	8
8	Miami	4
0	Cincinnati	2
18	Cincinnati	7
8	Cincinnati	7
9	Memphis State	4
14	Southern Miss	7
8	Virginia Tech	2
6	Southern Miss	5
***13	Rider College	7
***8	South Florida	1
***7	Auburn	6
***8	Clemson	1
**4	North Carolina	2
**4	Wichita State	2
**4	Wichita State	7
**9	Wichita State	12

1990

Won 57. Lost 15

6	Western Kentucky	3
6	Western Kentucky	4
6	Western Kentucky	4
6	North Carolina	3
7	Wichita State	8
7	Arizona	1
16	Arizona	8
10	Arizona	5
5	Florida International	0
3	Florida International	4
17	Virginia Military Inst.	1
3	Virginia Military Inst.	2
8	Virginia Military Inst.	0
19	Ball State	10
16	Ball State	3
12	Ball State	4
7	Richmond	1
12	Richmond	3
13	Richmond	1
5	Florida	1
3	Florida	2
5	Florida	3
7	Florida	6
10	Memphis State	0
3	Memphis State	5
13	Memphis State	5
11	Baptist	5
11	Baptist	1
8	Louisville	3
7	Louisville	4
13	Louisville	7
7	Southern Mississippi	0
3	Southern Mississippi	6
3	Southern Mississippi	6
7	Jacksonville	3
1	Arizona State	9
6	Arizona State	7
3	South Alabama	2
5	Tulane	0
9	Tulane	3
12	Tulane	11
5	Jacksonville	3
7	Miami	3

5	Miami	8
3	Miami	8
14	Mercer	3
6	Mercer	3
9	South Carolina	6
5	South Carolina	6
6	South Carolina	3
3	Florida International	4
3	Miami	7
6	Miami	2
8	Miami	4
6	Virginia Tech	4
5	Virginia Tech	1
25	Virginia Tech	14
6	Cincinnati	1
12	Cincinnati	3
4	Cincinnati	1
4	Tulane	1
11	Virginia Tech	3
4	Cincinnati	5
8	Southern Mississippi	1
12	Virginia Tech	5
8	Cincinnati	5
**7	Lafayette	2
**4	Central Michigan	2
**8	Mississippi State	11
**6	Illinois	4
**11	Mississippi State	9
**3	Mississippi State	4

1991 Won 56. Lost 15

8	Duke	5
10	Duke	4
9	Duke	3
6	Arizona State	5 (10)
21	Arizona State	5
4	Arizona State	3 (10)
15	Arizona	8
3	Arizona	7
2	Arizona	3
8	Minnesota	4
12	Minnesota	4
8	Minnesota	5
0	New Orleans	6
3	Tulane	0
8	LSU	0
26	Ball State	4
17	Ball State	2
12	Ball State	2
8	Florida	3
5	Florida	3
10	Richmond	3
6	Richmond	2
12	Richmond	4
11	Michigan	6
3	Michigan	0
11	Northern Iowa	2
9	Northern Iowa	0
3	Northern Iowa	0
8	Southern Mississippi	4
5	Southern Mississippi	0
6	Southern Mississippi	4
6	Mercer	2
14	Mercer	5
6	Memphis State	5
4	Memphis State	3 (11)
7	Memphis State	8
5	South Alabama	6 (15)
4	South Carolina	2
7	South Carolina	3
4	South Carolina	9
5	Miami	2
12	Miami	4
8	Miami	5
4	Florida	2
3	Florida	4
6	Louisville	3
5	Louisville	1
14	Louisville	6
	(1-0 forfeit loss)	
10	Tulane	11
1	Tulane	2
4	Jacksonville	7
3	Miami	2
4	Miami	1
6	Miami	8
3	Virginia Tech	2 (12)
4	Virginia Tech	1

11	Virginia Tech	1
15	Cincinnati	5
10	Cincinnati	5
13	Cincinnati	9
9	Cincinnati	3
17	South Carolina	0
1	Southern Mississippi	3
13	Cincinnati	12
10	South Carolina	9 (10)
**6	Coastal Carolina	0
**6	Florida International	3
**5	Alabama	2
**6	Alabama	5
**3	Fresno State	6
**0	Florida	5

1992 Won 49. Lost 21


15	College of Charleston	3
4	College of Charleston	1
4	Arizona State	2
1	Arizona State	4
10	Virginia Military	4
20	Virginia Military	0
5	Virginia Military	4
2	Florida	1
13	Duke	1
4	Duke	5
1	Duke	0
3	Minnesota	1
1	Texas A&M	9
5	Mississippi State	1
14	Charleston Southern	2
13	Charleston Southern	8
6	Coastal Carolina	1
5	Coastal Carolina	2
2	Richmond	1
5	Richmond	1
8	Richmond	2
9	North Carolina	3
2	North Carolina	11
4	North Carolina	2
7	Georgia State	1
22	Georgia State	0
4	N.C. State	0
12	N.C. State	1
4	N.C. State	6
4	Virginia	3
13	Virginia	7
4	Clemson	10
0	Clemson	12
0	Clemson	14
3	Mercer	4
8	Mercer	1
9	Georgia Tech	6
3	Georgia Tech	2
3	Georgia Tech	10
4	Florida	0
6	Miami	10
3	Miami	6
5	Miami	6
1	Florida	3
9	Wake Forest	3
9	Wake Forest	4
11	Wake Forest	1
3	Miami	7
4	Miami	5
3	Miami	2
12	Maryland	4
15	Maryland	3
18	Maryland	5

4	Florida	1
6	Wake Forest	1
2	Clemson	5
7	North Carolina	3
1	N.C. State	0
0	Clemson	11
36	Georgia State	7
17	Georgia State	4
**0	Western Carolina	1
**2	Stetson	0
**4	Kent	2
**9	Stanford	4
**4	Western Carolina	3
**18	Western Carolina	3
**2	Cal State Fullerton	7
**5	California	4
**0	Cal State Fullerton	6

1993 Won 46. Lost 19

7	Winthrop	2
8	Winthrop	5
8	Appalachian State	3
3	Appalachian State	1
7	College of Charleston	6
19	College of Charleston	0
17	College of Charleston	2
3	Cal State Fullerton	2
2	Cal State Fullerton	6
6	Cal State Fullerton	13
2	Florida	0
9	Florida	3
4	Florida	2
8	Florida	4
7	Central Florida	5
1	Purdue	11
6	North Carolina	3
4	North Carolina	3
10	Virginia	5
11	Virginia	0
8	Virginia	1
6	Northern Iowa	0
7	Northern Iowa	4
5	Northern Iowa	2
0	Duke	3
8	Duke	5
3	Duke	1
0	NC State	8
5	NC State	1
1	NC State	4
11	Mercer	2
3	Georgia Tech	10
17	Georgia Tech	3
5	Georgia Tech	1
14	Mercer	1
7	Miami	0
8	Miami	1
6	Miami	2
1	Wake Forest	4
6	Wake Forest	0
2	Wake Forest	7
9	Mercer	0
13	Jacksonville	3
1	Miami	0
3	Miami	4
13	Miami	14
10	Maryland	4
2	Maryland	5
13	Maryland	5
6	Jacksonville	1
7	Clemson	6
4	Clemson	3
1	Clemson	5
3	Jacksonville	4
1	Clemson	6
11	Virginia	2
5	Georgia Tech	2
7	Clemson	5
1	NC State	5
23	Georgia State	1
12	Georgia State	4
**4	South Florida	2
**7	Notre Dame	3
**1	Long Beach State	4
**3	Notre Dame	4

* NCAA: District
 **NCAA: World Series
 ***NCAA: Regional



Be A Driving Force In The Florida State Alumni Association With Avis.



Avis and your alumni association have formed a special partnership to give you great savings on car rentals and the opportunity to steer future generations of deserving Florida State students toward success.

As a participant in our new Avis Alumni Association Member Benefit Program, you're entitled to our special Alumni Association rates and discounts. They will save you money on both business and promotional leisure rentals. And every time you rent from Avis, a contribution will be made to the Avis/Florida State Alumni Association scholarship fund. It's a great way to enjoy the value and quality of Avis... *and* make a difference.

To get you started, we're offering you a free weekend day. See the coupon on the right for details. For more information and reservations, call an employee-owner of Avis at our special Avis Alumni Association Member Services Desk: **1-800-422-3810**. And be sure to mention your Avis Worldwide Discount (AWD) number: **A022801**.



Free Weekend Day!

For reservations, call our special Avis Alumni Association Member Services Desk at **1-800-422-3810**. And be sure to mention your Avis Worldwide Discount (AWD) number: **A022801**.

Terms and Conditions

Offer of one weekend day free of the daily time charge applies to the third consecutive day of minimum 3-day weekend rental of an Intermediate (Group C) through a Full Size 4-Door (Group E) car. Weekend rental period begins Thursday noon, and car must be returned by Monday 11:59 p.m. or coupon will not be valid. Coupon must be surrendered at time of rental; one per rental. May not be used in conjunction with any other coupon, promotion or offer. Coupon valid at Avis corporate and participating licensee locations in the continental U.S., excluding New York tri-state and Philadelphia metropolitan areas. **An advance reservation with request for upgrade is required.** Offer not available during holiday and other blackout periods. Offer may not be available on all rates at all times. There may be a per-mile charge for miles in excess of the mileage allowance. Cars subject to availability. Taxes, local government surcharges and optional items, such as LDW, additional driver fee and refueling, are extra. Renter must meet Avis age, driver and credit requirements. Minimum age is 25 but may vary by location. Offer expires June 30, 1995.

Rental Sales Agent Instructions. At Checkout:

- In AWD, enter **A022801**.
- In CPN, enter **TUGA999**.
- Complete this information:
RA# _____
Rental Location _____
- Attach to COUPON tape.



-A-

Bobby Alexander	1982
Terry Alexander	1976
Edwin Alicea	1987-88
Luis Alicea	1984-86
Roy Alvarez	1980
Gene Ammann	1968-70
Bob Armstrong	1992
Johnny Ash	1954-56
Bill Ashford	1982-83
Gary Ashley	1953-56
Al Ashmont	1985
Jim Atwood	1953-56
Mike Augustine	1961-63
Tony Avitabile	1953-56

-B-

Lee Bailey	1951
Roger Bailey	1990-92
Jeff Bangston	1972-73
Rob Bargas	1989-90
Mark Barineau	1981-83
Ron Bartlett	1976-79
Joe Baxter	1968-69
Clay Baynham	1976
Harold Bazzell	1953
Ray Bazzell	1957-60
Mason Bean	1972-73
Al Beccaccio	1960-62
Mike Bell	1994
Bob Benda	1976-77
Billy Campbell	1991
Michele Bertoldi	1989-92
Allen Bevis	1976-77
Chip Bifano	1935
Ham Bisbee	1935
Barry Blackwell	1985-88
Garrett Blanton	1989-91
Tony Biasucci	1983
Ralph Blinn	1952-53
Jon Bolin	1996-91
Rich Bombard	1979
Phil Bondack	1962-63
Bob Bondi	1954-57
Juan Bonilla	1974-77
Rafael Bournigal	1987
LaDon Boyd	1967
Mike Brady	1987-90
Mike Bretz	1976-79
John Bristol	1955-57
Chris Brock	1989-92
Kevin Brooks	1977-78
Marty Brooks	1965-67
Terry Brooks	1969
Craig Brown	1969-70
Dave Brown	1974
Forrest Brown	1953-54
Pete Brown	1985
Randy Brown	1964-66
Terry Browning	1968-69
Tommy Bryant	1983
Terrell Buckley	1990
Jeff Burger	1969
Joe Burns	1969
Jim Busby	1974-75
Dave Buss	1959-60

All-Time ROSTER

Steve Butler	1994
Mike Buttery	1994
Rod Byerly	1987-88
Lee Byers	1961-64

-C-

Nick Carfaro	1966
Vince Calandra	1984-85
Billy Campbell	1952-55
Bob Canty	1966-68
Brooks Carey	1975-78
Bob Carroll	1972-73
Doug Casey	1978-79
Ron Cash	1970-71
Sid Cash	1990-91
Chris Cawthon	1981-82
Greg Clayborne	1986-88
Dave Chappel	1974
Gerald Chmielewski	1963-65
Bob Clem	1958-59
Matt Clements	1988-89
Al Cleveland	1969-70
Larry Coeks	1969-70
Hal Cohen	1982
Chester Cole	1965-67
Rick Colzie	1973-74
Chuck Cone	1966-68
Skip Cone	1971-72
David Cook	1966-68
John Cook	1992
Dave Cooper	1976-77
Mike Copps	1957-60
Lee Corso	1954-57
Jerry Couch	1958-59
Bob Craft	1966-68
Keith Craig	1980-81
Ken Creely	1964-65
Buddy Cribb	1988-90
Charlie Cruz	1992-94
John Cuesta	1953
Mike Cullin	1980-81
Greg Culpepper	1979
Ben Curry	1975-78

-D-

Dave Dahlen	1963-64
Bill Daniel	1974-75
Jim Daniel	1960-61
Phil Dannunzio	1989
Randy Davidson	1974-75
Brett Davis	1988
Frank Davis	1960-61
Tim Davis	1991-92
Tom Davis	1962-64
Eric Daddens	1983-84
Don DeLoach	1983
Greg Dennis	1983
Jim DeVane	1955
Paul Dirks	1962-64
Kevin Dodge	1981-82
Jerry Donnaway	1957-58
Ken Doria	1971-72
Danny Dowell	1981-83
Steve Downey	1974
Jay Drevis	1984
John Drews	1974
Dean Duchak	1965-67
Jack Dull	1960-61
Mare Dunbar	1990-91
Matt Dunbar	1987-90
Chris Dunn	1986

-E-F-

Mike Eason	1966-68
Craig Eaton	1975-76
Frank Echols	1962-63
Scott Edwards	1989
Rudy Eigl	1955-58
Mike Eissey	1973-74
Gary Elliott	1961-63
Jack Emerick	1979-80
Mike English	1967-69
Roy Eppley	1985
Donny Erickson	1987-88
Terry Farmer	1973-74
Frank Fazzini	1983-85
Ed Feely	1961
Kenny Felder	1990-92
John Ferguson	1968-70
George Fergusson	1961-62
Dave Fernald	1971-73
Dick Fernandez	1964-66
Joe Fernandez	1953
Robert Ferrar	1962-63
Carl Ferraro	1981
Mike Fields	1978-79
Rich Figueroa	1980-83
Bien Figueroa	1985-86
Gar Finnivold	1989-90
Ken Fischer	1979-82
Robin Flake	1970-72
Ray Fox	1973-78
Jim Foxwell	1972-75
Ron Fraser	1954-57
Clem Freeman	1981
Doug French	1961-62
Mike Fuentes	1978-81
Bill Fuller	1970-72
Ed Fulton	1985-87

Catch the Tradition!

The Florida State Circus is getting ready for its 50th anniversary in 1997. Be a part of the fun. Help celebrate 50 great years of tradition and excitement with Florida State University and the Florida State Flying High Circus.

For further information call the Florida State Circus at (904)644-4874.

-G-

John Gagnon 1979-80
 Randy Galley 1972-73
 Tom Garcia 1955
 Linwood Garrett 1967-68
 Dave Garrison 1984
 Steve Gelmine 1982-85
 Alan Gentry 1983-84
 Wayne Giardino 1964-65
 Marc Giordano 1987-88
 Mark Gilbert 1978-79
 Brian Gilliland 1989-90
 Jack Givens 1976-77
 Mike Givens 1974
 Steve Givens 1982-83
 Dick Gold 1967-69
 Jeff Gray 1981-84
 Harry Green 1966-68
 Lane Green 1966-68
 Brad Gregory 1989-90
 Danny Griffin 1982-83
 Pedro Grifol 1989-91
 Dave Grimes 1970-71
 Carl Gromek 1968-70
 Greg Gromek 1968-71
 Johnny Grubb 1970
 Randy Guemple 1972-73
 Jim Gurzynski 1968-69

-H-

Dan Haddock 1979
 Bill Hammond 1964-66
 Art Haney 1963
 Dave Hanselman 1984
 Don Harbaugh 1969-71
 Jeff Hardy 1976-77
 Bryan Harris 1991-93
 Dee Harris 1976
 Ed Harris 1967-68
 Dean Harrison 1988-90
 Rick Hatcher 1979-81
 Tim Hatcher 1980
 Chuck Hawkins 1965-66
 Mark Haynes 1952-54
 John Hearn 1966-68
 Phil Hearn 1966
 Ken Heath 1984
 George Hehemann 1953-56
 Jim Helm 1966-68
 Carlee Hendrix 1954-57
 Clint Hendry 1993
 Tom Henson 1969-71
 Joel Hicks 1976-77
 Ron Herring 1973-74
 Wm. Higginbothom 1953-54
 Windle Higginbothom 1974-75
 Jeff Hill 1967-69
 Lance Hitchcock 1966-68
 Randy Hodges 1992-94
 Jeff Hogan 1967-69
 Rick Holloway 1978-79
 Maury Hopkins 1964-66
 Bill Horne 1973-74
 Bill Howell 1961
 Chuck Howell 1994
 Ed Howell 1964-66
 Martin Howell 1962-63
 Dick Hovser 1955-58
 Ed Hovser 1980-81
 Bob Hudson 1954-55
 Bruce Huff 1976-79
 Gary Huff 1971-73
 Ken Huff 1978-81
 Philip Hunt 1955
 George Hutchinson 1961

-I-J-

Vince Insogna 1984
 John Jane 1961
 Ken Jarabeck 1978
 Lincoln Jarrett 1962-63
 Link Jarrett 1991-94
 Barry Johnson 1988-89
 Jay Johnson 1962-64
 Jonathan Johnson 1993-94
 Larry Johnson 1962-64
 Gordon Johnston 1961
 Greg Jones 1976-78
 Jimmy Jones 1982-85
 Larry Jones 1974-77
 Bob Jordan 1966
 Bob Jordan 1974
 Crady Jordan 1992-93

-K-

Randy Kaiser 1974
 Danny Kanell 1993
 Doug Kasimer 1969-71
 Jim Kaufman 1954-55
 Jay Keeler 1980-82
 Clyde Keller 1988-89
 Mike Kelley 1974-75
 Terry Kennedy 1975-77
 Fred Kenney 1957-58
 Keith Kidd 1985-86
 Ricky Kimball 1988-91
 John Keith 1969-71
 Ron Kims 1953
 Dale Koch 1958-59
 John Kolb 1981
 Dru Kosco 1984-85
 Steve Kovensky 1986-87
 Charlie Krausche 1961
 Robert Kull 1963-65

-L-

Mark Lacy 1981-82
 Ernie Langford 1957-60
 Rick Langford 1973
 Bill Langston 1967
 Gary Lawrence 1965-66
 Mike Leber 1971-72
 David Ledbetter 1982
 Jeff A. Ledbetter 1982-84
 Jeff S. Ledbetter 1979-82
 Larry Lee 1973
 Mike Lee 1986
 Greg Lewis 1982
 Jimmy Lewis 1991
 Richie Lewis 1985-87
 Ronald Lewis 1987-88
 Loren Levy 1982-84
 Carlos Lezcano 1974-77
 John LiBrandi 1972-73
 Joe Licata 1981
 Tony Liebsack 1991-92
 Doug Little 1983-86
 Woody Litwiler 1962-64
 LaWhit Lizzmore 1991-92
 Ed Lockhart 1950-53
 Brad Long 1977-78
 Charlie Long 1961
 Max Long 1953-56
 Mickey Lopez 1993-94
 George Lott 1968-69
 Mike Loynd 1983-86
 Jose Lugo 1974
 Jim Lyttle 1966-67
 Keith Lyttle 1989

-M-

Bob Madison 1960-61
 Rick Madison 1961
 Marty Maier 1973-74
 Eric Mangham 1984-86
 Harold Mangin 1961-62
 Ed Mann 1953
 Mike Martin 1965-66
 Mike Martin, Jr. 1993-94
 Neil Martin 1965-66
 Lionel Martinez 1980-81
 Steve Marks 1964-66
 Jose Marzan 1984-87
 John Mason 1967
 Jim Mathers 1966
 Bob Mayer 1974-76
 Jim McArdle 1976-77
 Clyde McBride 1963
 Monty McBride 1964-65
 Owen McCarron 1958
 Chad McClellan 1986
 Gene McCormick 1957-60
 Kevin McCray 1992-93
 Jim McCune 1964-65
 Blane McDonald 1978-79
 Rick McGlone 1974-77
 Joe McKinney 1965-66
 Mike McLeod 1975-77
 Dale McMahan 1966
 John McNeese 1991
 Ray McShane 1960-62
 Bob Merry 1953
 Ron Mewbourne 1965-67
 Doug Mientkiewicz 1993-94
 Billy "Cooter" Mills 1951-54
 Don Milner 1978-79

Bart Mitchell 1982-84
 Dave Mobley 1976-79
 Orson Mobley 1982
 Dave Morano 1973
 Jack Morgan 1953
 Steve Morgan 1994
 Todd Morgan 1982-84
 Al Moreya 1983
 Jeremy Morris 1994
 Rick Moss 1970-71
 Ty Mueller 1989, 91-93
 Don Murray 1963-65

-N-O-

John Nedeau 1990-93
 Steve Nedeau 1994
 Tim Nedin 1989
 Carl Nelson 1957-60
 Roger Nettles 1967
 John Nicholas 1975-76
 Dave Nichols 1971-72
 Dick Nichols 1968-70
 Joe Nichols 1976-79
 Gary Nichols 1963-65
 Jerry Nielsen 1987-88
 Jack Niles 1993-94
 Klyne Nowlin 1951-53
 Danny O'Brien 1973-75
 Phil Olson 1993-94
 Pat Osburn 1970
 Danny Owen 1975-76

-P-

Joe Pacetti 1985
 Gary Painter 1989-90
 Bert Palmer 1953
 Keith Parenteau 1980
 Brad Parker 1988-90
 Derek Parker 1979
 Craig Patterson 1978-79
 Ray Pearson 1953
 Ed Peres 1972-73
 Eduardo Perez 1989-91
 Jerry Philip 1957-58
 Tim Phillips 1980-82
 Chris Pinder 1984
 Charlie Pinkermann 1956-59
 Keith Pitchford 1962-63
 Bruce Pollack 1967
 Chris Pollack 1986-87
 Ed Porelli 1986-87
 Tim Porter 1969-70
 Lynn Powell 1963
 Dave Price 1970-72
 Brad Prior 1976

-R-

Craig Ramsey 1976-79
 Cliff Ranew 1964-65
 Rocky Rau 1989-90
 Derek Reams 1993
 Bob Reboin 1989
 Jim Reed 1964-65
 Jody Reed 1983-84
 Ray Revak 1984-85
 Dave Rhino 1982
 Marty Rice 1971-74
 Mike Riebling 1967-69
 Justin Rigney 1992
 Kevin Rigby 1978
 Rim Riley 1978-79
 Dan Roatche 1969-72
 Chris Roberts 1990-92
 Pete Roberts 1967
 Kenny Robinson 1991
 Matt Robinson 1982-83
 Charlie Rodgers 1957-60
 Marc Roman 1988-90
 Tom Rosa 1972-73
 Jack Ross 1960-62
 Larry Rothschild 1974
 George Roundtree 1962-64
 Mike Rudi 1987-88
 Jim Rushworth 1992

-S-

Harry Saferight 1970-71
 Rick Saffel 1979
 Tom Sailor 1982
 Chuck Sanders 1952-53
 Deion Sanders 1987-88



Make HOOTERS®

YOUR Home Plate!

"Fun, fun, fun 'till your daddy takes your fast ball away!"

**SUN:
NOON-11 PM
MON-THURS:
11 AM-12 PM
FRI-SAT:
11 AM-1 AM**

2000 N. Monroe St. 385-2004

Jerry Santos 1988-89
 Pete Sarron 1963-66
 Craig Saxner 1983-86
 Bill Saunders 1976
 Mae Scarce 1970-71
 Mike Scarce 1971-72
 Glayden Schafer 1953
 Jim Scheller 1969-70
 Ed Schneider 1980-81
 Mike Schmitz 1993
 Greg Schmitz 1968-70
 Scott Schroeffel 1993
 Jim SeEVERS 1955
 Nandy Serrano 1991-92
 John Sheppard 1957-58
 Bob Sherman 1961
 Tim Sherrill 1972-73
 Buddy Shaw 1983
 Chad Sheffer 1993
 Ken Shimechak 1977-79
 Gordon Shirah 1954-56
 Jamey Shoupp 1981-82
 Bob Shupack 1953
 Howard Siegle 1974
 Herb Sikes 1969-72
 Ken Silvestri 1971-72
 Bob Skala 1953
 Craig Skok 1968-69
 Mike Skoutelakis 1987
 Mike Slade 1969-72
 Ken Sloan 1966
 Paul Sorrento 1984-86
 David Sorokowski 1983-89
 David Smalley 1980-83
 Frank Slusser 1956-58
 Dwight Smith 1961-63
 Jackie Smith 1976-77
 Ken Smith 1985
 Kevin Smith 1985
 Roger Smith 1972-73
 Rick Snyder 1971-73
 Tom Snyder 1982
 Kyle Spitzer 1960-62
 James Spooner 1967

Gary Sprague 1966
 Bill Stagland 1961
 Scott Steinitz 1989
 Darnell Stewart 1966-67
 Kent Stille 1963
 Jack Straub 1953
 Michael Stubbs 1988
 Len Sullivan 1967
 Mary Stringfellow 1963-67
 Ken Suarez 1963
 Walt Sumner 1968-69
 Bob Sutton 1966
 Harvey Sweeney 1954-56
 Alan Swindle 1980-82
 Carl Szymanski 1974

-T-

Steve Taddeo 1986-87
 Houston Taff 1966
 Jeff Tam 1993
 John Marc Tamayo 1983-90
 Jeff Tandlich 1974
 Bruce Tanner 1981-83
 Buddy Teagle 1960-62
 Steve Tebbetts 1973-75
 Al Thomas 1962-63
 Mike Thomas 1976
 Paul Thomas 1984-87
 Tom Thomas 1966-67
 Jeff Tibbitts 1991
 Mike Tice 1973-79
 Ed Trancygier 1961
 Ronnie Traylor 1973-79
 Doug Treadway 1983-84
 John Tucker 1961-62
 Gale Tuggle 1955-56
 Jerry Turner 1961
 Fred Twomey 1954-57

-U-V-

Pat Underhill 1989
 Mike Vasquez 1963-71

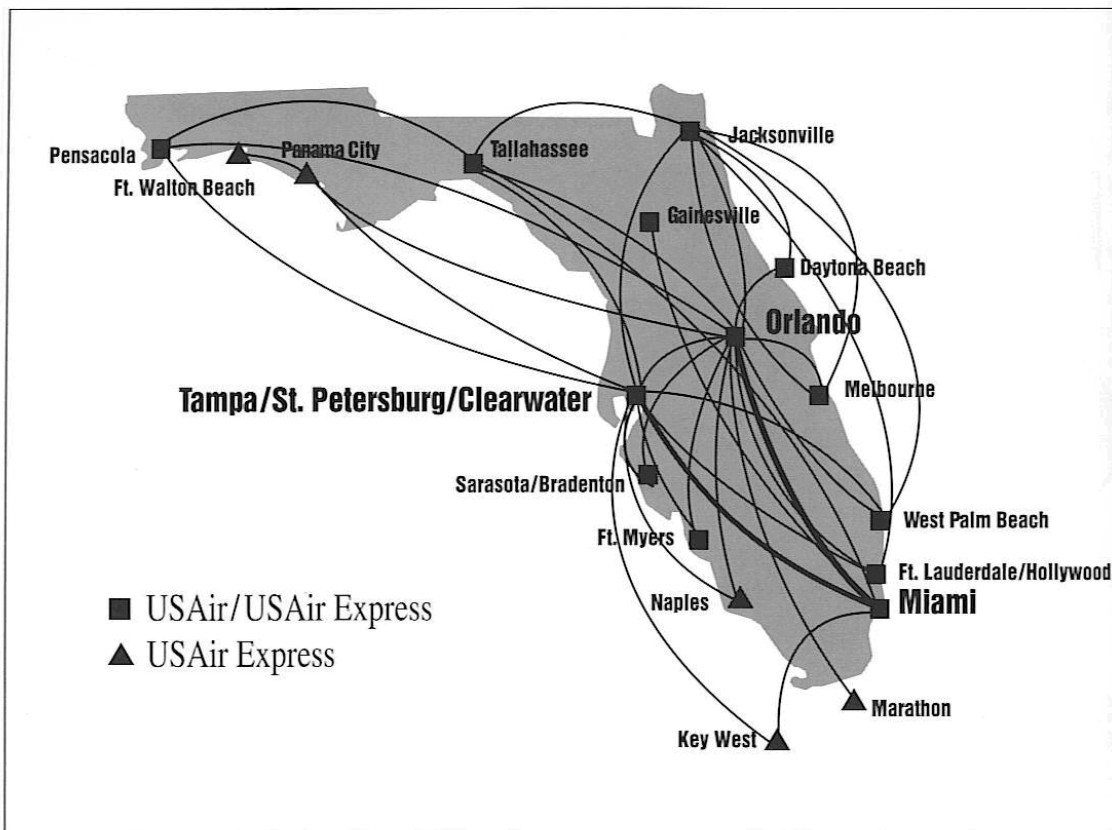
Bob Vaughn 1953-56
 Gary Viero 1976
 Wayne Vincent 1966-68

-W-

Bobby Waits 1954-57
 Doug Walker 1960-61
 Jim Ward 1963-66
 John Wasdin 1991-93
 Colby Weaver 1992-94
 Jim Weaver 1980
 Ham Wernke 1954-55
 Bill Westendick 1957-60
 Ed West 1976
 Jimmy White 1960-62
 Chuck Wytaker 1967-68
 Chas Widden 1953
 Dick Wiggins 1979-80
 Bob Wilcox 1964-65
 Denny Williams 1972-73
 Laverne Williams 1953
 Bill Williamson 1962-63
 Gary Williamson 1963-64
 Paul Wilson 1992-94
 John Wolfner 1979-80
 Howard Wood 1967
 Woody Woodward 1962-64
 Bob Wooley 1965-67
 Bob Wynn 1953-54

-X-Y-Z-

Casey Yarbrough 1992
 Ed Yarnell 1966-67
 Mike Yastrzemski 1980-83
 Manny Yglesias 1953
 David Yocum 1994
 Scott Zech 1994
 Greg Zera 1963-71
 Bill Ziegler 1966-67
 Roger Zimmerman 1961
 Tom Zoeller 1983-86



No other airline serves more Florida cities.

US Air
FLORIDA SHUTTLESM

Daytona Beach • Ft. Lauderdale/Hollywood • Ft. Myers • Ft. Walton Beach • Gainesville • Jacksonville
 Key West • Marathon • Melbourne • Miami • Naples • Orlando • Panama City • Pensacola • Sarasota/Bradenton
 Tallahassee • Tampa/St. Petersburg/Clearwater • West Palm Beach

US Air Reservations and Information 1-800-428-4322.

Florida State In NCAA CHAMPIONSHIPS

Year-By-Year NCAA & CWS Results

1956 NCAA District 3 Playoffs, Gastonia, NC			
OPPONENT	FSU	OPP	W-L
Duke	2	1	W
Duke	2	4	L
Duke	6	7	L
1957 NCAA District 3 Playoffs, Gastonia, NC			
Georgia Teachers	5	3	W
Duke	3	2	W
Duke	6	8	L
Duke	4	1	W
1957 COLLEGE WORLD SERIES, OMAHA, NE			
Penn State	0	7	L
Connecticut	3	5	L
1958 NCAA District 3 Playoffs, Gastonia, NC			
George Washington	3	1	W
Florida	1	2	L
Clemson	5	8	L
1959 NCAA District 3 Playoffs, Gastonia, NC			
George Washington	3	2	W
Clemson	2	24	L
Georgia Tech	16	9	W
Clemson	0	5	L
1961 NCAA District 3 Playoffs, Gastonia, NC			
West Virginia	3	1	W
Duke	2	7	L
West Virginia	3	4	L
1962 NCAA District 3 Playoffs, Gastonia, NC			
Florida	0	1	L
West Virginia	6	5	W
Florida	3	1	W
Wake Forest	10	8	W
Wake Forest	3	2	W
1962 COLLEGE WORLD SERIES, OMAHA, NE			
Santa Clara	5	1	W
Ithaca	5	4	W
Michigan	7	10	L
Santa Clara	6	11	L

1963 NCAA District 3 Playoffs, Gastonia, NC			
Auburn	4	3	W
Wake Forest	12	4	W
Wake Forest	5	6	L
Wake Forest	11	5	W
1963 COLLEGE WORLD SERIES, OMAHA, NE			
W. Michigan	5	2	W
Arizona	3	4	L
Southern Cal	3	4	L

1965 NCAA District 3 Playoffs, Gastonia, NC			
Mississippi State	3	6	L
Maryland	7	3	W
Mississippi State	6	2	W
Furman	2	1	W
Furman	7	5	W
1965 COLLEGE WORLD SERIES, OMAHA, NE			
Ohio State	1	2	L
Texas	3	2	W
St. Louis	3	5	L

1966 NCAA District 3 Playoffs, Gastonia, NC			
Mississippi State	3	4	L
East Carolina	6	4	W
Mississippi State	7	0	W
North Carolina	6	5	W
North Carolina	4	6	L

1967 NCAA District 3 Playoffs, Gastonia, NC			
Clemson	5	3	W
Auburn	3	13	L
Clemson	4	6	L

1968 NCAA District 3 Playoffs, Gastonia, NC			
East Carolina	1	2	L
Auburn	6	1	W
East Carolina	3	2	W
N. Carolina State	15	12	W
N. Carolina State	1	4	L

1970 NCAA District 3 Playoffs, Gastonia, NC			
East Carolina	2	0	W
Maryland	10	1	W
Mississippi State	5	4	W
1970 COLLEGE WORLD SERIES, OMAHA, NE			
Arizona	4	0	W
Dartmouth	6	0	W

Texas	1	5	L
Ohio	2	0	W
Texas	11	2	W
Southern Cal	1	2	L

1972 NCAA District 3 Playoffs, Gastonia, NC			
South Alabama	5	6	L
Richmond	10	5	W
Mississippi	3	8	L

1975 NCAA Regional, Starkville, MI			
Miami	1	0	W
LSU	4	2	W
Miami	6	5	W
1975 COLLEGE WORLD SERIES, OMAHA, NE			
E. Michigan	1	2	L
Seton Hall	0	11	L

1976 NCAA Regional, Tallahassee, FL			
Jacksonville	6	1	W
Auburn	1	2	L
Jacksonville	7	9	L

1978 NCAA Regional, Miami, FL			
Marshall	0	4	L
Miami	2	7	L

1979 NCAA Regional, Tallahassee, FL			
Florida	5	9	L
Delaware	6	7	L

1980 NCAA Regional, Tallahassee, FL			
New Orleans	10	8	W
Western Kentucky	19	7	W
Western Kentucky	10	5	W
1980 COLLEGE WORLD SERIES, OMAHA, NE			
Hawaii	6	7	L
Arizona	3	5	L

1981 NCAA Regional, Miami, FL			
Florida	5	1	W
Minnesota	9	5	W
Miami	6	14	L
Florida	4	5	L

1982 NCAA Regional, Austin, TX			
Eastern Michigan	2	7	L
Ohio State	8	3	W
Oklahoma	5	6	L

1983 NCAA Regional, Tallahassee, FL			
South Alabama	8	2	W
Alabama	5	7	L
Miami	5	10	L

1984 NCAA Regional, Tallahassee, FL			
Stetson	7	10	L
East Carolina	4	7	L

1985 NCAA Regional, Tallahassee, FL			
George Mason	11	0	W
Georgia Tech	9	1	W
Arkansas	6	7	L
Georgia Tech	3	8	L

1986 NCAA Regional, Tallahassee, FL			
N. Carolina State	10	6	W
Texas A & M	12	9	W
South Florida	11	7	W

1986 COLLEGE WORLD SERIES, OMAHA, NE			
Indiana State	5	3	W
Miami	7	2	W
Arizona	5	9	L
Oklahoma State	6	5	W
Miami	4	3	W
Arizona	2	10	L

1987 NCAA Regional, Tallahassee, FL			
East Carolina	10	5	W
Miami	5	2	W
South Alabama	12	3	W
South Alabama	3	6	L
South Alabama	9	2	W

1987 COLLEGE WORLD SERIES, OMAHA, NE			
LSU	2	6	L
Arizona State	3	0	W
Texas	4	6	L

1988 NCAA Regional, Tallahassee, FL			
Stetson	10	3	W
Tulane	8	6	W
Florida	3	9	L
Stetson	2	7	L

1989 NCAA Regional, Tallahassee, FL			
Rider	13	7	W
South Florida	8	1	W
Auburn	7	6	W
Clemson	8	1	W

1989 COLLEGE WORLD SERIES, OMAHA, NE			
North Carolina	4	2	W
Wichita State	4	2	W
Wichita State	4	7	L
Wichita State	9	12	L

FSM In The College World Series

All-Time CWS Record	17-26
Appearances	13
First Appearance	1957
Last Appearance	1994
Top Finish	Second (1986, 1970)
CWS Appearances	1957, 62, 63, 65, 70, 75, 80, 86, 87, 89, 91, 92, 94

FSM In The NCAA Playoffs

(Regional/District 3)

All-Time Record	75-44
Appearances	32
First Appearance	1956
Last Appearance	1994
Consecutive Appearances	17

1990 NCAA Regional, Starkville, MS			
Lafayette	7	2	W
Central Michigan	4	2	W
Mississippi State	8	11	L
Illinois	6	4	W
Mississippi State	11	9	W
Mississippi State	3	4	L

1991 NCAA Regional, Tallahassee, FL			
Coastal Carolina	6	0	W
Fla. International	6	3	W
Alabama	5	2	W
Alabama	6	5	W

1991 COLLEGE WORLD SERIES, OMAHA, NE			
Fresno State	3	6	L
Florida	0	5	L

1992 NCAA Regional, Tallahassee, FL			
Western Carolina	0	1	L
Stetson	2	0	W
Kent	4	2	W
Stanford	9	4	W
Western Carolina	4	3	W
Western Carolina	18	3	W

1992 COLLEGE WORLD SERIES, OMAHA, NE			
Cal. State-Fullerton	2	7	L
California	5	4	W
Cal. State-Fullerton	0	6	L

1993 NCAA Regional, Tallahassee, FL			
South Florida	4	2	W
Notre Dame	4	3	W
Long Beach State	1	4	L
Notre Dame	3	4	L

1994 NCAA Regional, Tallahassee, FL			
Central Michigan	8	6	W
Jacksonville	5	1	W
Jacksonville	5	1	W
Brigham Young	7	1	W


1994 COLLEGE WORLD SERIES, OMAHA, NE			
LSU	6	3	W
Georgia Tech	4	12	L
Cal. State-Fullerton	3	10	L

UPDATE

Your Pager Service to Alpha Numeric

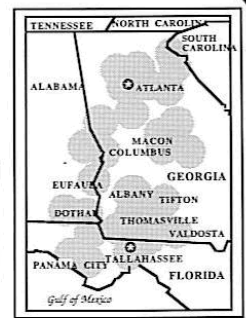
- Easy to use • Important information when you need it
- Choose your coverage • Lower your cellular bill
- Local service from local office

VOICE MAILBOX, TOO!



1306 Thomasville Road
385- 6400

TRADE-INS WELCOME



Porta-Phone PAGING

Enjoy the Freedom. Stay in Touch!

Florida State All-Time COACHING RECORDS



Armstrong



Matherly



Litwhiler



Hatfield



Stallings



Woodward



Howser



Martin

Charlie Armstrong
(1948-51)

YEAR	W-L-T	PCT.
1948	9-8-0	.529
1949	11-8-0	.579
1950	13-7-0	.650
1951	16-6-0	.727
TOTALS	49-29-0	.628

Ralph Matherly
(1952-54)

YEAR	W-L-T	PCT.
1952	17- 4-0	.810
1953	13-10-1	.563
1954	13- 8-0	.619
TOTALS	43-22-1	.659

Danny Litwhiler
(1955-63)

YEAR	W-L-T	PCT.
1955	17- 6-0	.739
1956	25- 7-0	.781
1957	22- 9-0	.710
1958	20- 7-0	.741
1959	22-11-0	.667
1960	13- 9-0	.591
1961	21- 7-0	.750
1962	23-14-0	.622

1963	26-13-0	.667
TOTALS	189-82-0	.697

Fred Hatfield
(1964-68)

1964	23-13-0	.639
1965	32-11-1	.739
1966	39-13-0	.750
1967	32-14-0	.696
1968	35- 6-0	.854
TOTALS	161-57-1	.737

Jack Stallings
(1969-74)

1969	38-13-1	.726
1970	49- 9-1	.839
1971	41-16-0	.719
1972	45-23-0	.662
1973	38-21-0	.644
1974	37-25-0	.597
TOTALS	248-107-2	.697

Woody Woodward
(1975-78)

1975	49-10-0	.831
1976	40-16-0	.714

1977	37-13-0	.740
1978	44-18-0	.710
TOTALS	170-57-0	.7488

Dick Howser
(1979)

1979	43-17-1	.713
------	---------	------

Mike Martin
(1980-Present)

1980	51-12-0	.810
1981	56-23-0	.709
1982	56-17-1	.764
1983	55-18-1	.750
1984	55-29-0	.655
1985	59-23-0	.720
1986	61-13-0	.824
1987	55-18-0	.753
1988	50-18-1	.714
1989	54-18-0	.750
1990	57-15-0	.792
1991	57-14-0	.803
1992	49-21-0	.700
1993	46-19-0	.708
1994	53-22-0	.707
TOTALS	814-280-3	.743

Florida State & TEAM USA

Over the past several years, Florida State players have become regulars on Team USA rosters. Nine recent Seminoles have represented the United States and Florida State University all over the globe. Last year Jonathan Johnson, Doug Mientkiewicz, and Phil Olson toured with Team USA, playing on baseball diamonds from Canada to Cuba to Japan. This year, sophomore pitcher David Yocum is one of nine players invited to the Team USA spring baseball camp, giving him an inside track to making the 1995 national team.




Pedro Grifol
C — 1989



Ricky Kimball
RHP — 1990




Chris Roberts
OF/LHP — 1991



Tim Davis
LHP — 1992



Mike Martin
C — 1993




Paul Wilson
RHP — 1993



Jonathan Johnson
RHP — 1994



Doug Mientkiewicz
1B — 1994



Phil Olson
RHP — 1994

Barnett Bank Has The Card For Every Nole

Florida State University fans are the greatest in the world! And, no matter what your status – student, parent, alumnus or just avid, all-out supporter – you share the same enthusiasm and love for the Noles.

And there's no better way to show your support than with a Florida State University Visa and MasterCard from Barnett Bank. That's because Barnett will make a generous financial contribution to the University each time you use your official Florida State University credit card. This is money that can be used for scholarships, capital improvements – any worth-while purpose.

Don't wait!



Show your
colors and
support for
the school
you love!


Stop by
your nearest
Barnett Bank
office or call
1-800-323-6276



and request your exclusive Florida State University
Visa or MasterCard.



©1994, Barnett Banks
All Barnett Banks are insured by the FDIC.



Like a Championship Team,



Building Wealth Takes Time.

Nothing of value comes easily or quickly.

To reach the highest pinnacle of achievement requires vision, commitment, discipline and patience. It takes meticulous planning and preparation. It demands precise execution and unwavering dedication.

So, too, with investment management.

Mowell Financial Group is committed to a highly personalized, conservative, long-term investment approach based on in-depth research, with value, consistency and safety of principal at the forefront of every investment decision.

Whether your goal is building personal wealth or selecting a professional manager to direct the assets of a

foundation or pension/profit-sharing plan, let Mowell Financial Group show you how a consistent, long-term investment program can work toward the achievement of your financial goals.

MOWELL FINANCIAL GROUP

Investment Counsel

407 East Sixth Avenue · Tallahassee, Florida · (904) 386-6161
Registered Investment Advisors, Securities & Exchange Commission