




'96 FSU BASEBALL



'96 FSU BASEBALL

# '95 SEMINOLES' REVIEW

**H**ope reigned supreme as Florida State returned to the College World Series for the second consecutive year and seventh time in the past 10 seasons in 1995. With a team ERA of 2.52, the third best in the country, heading to Omaha with its first ever Atlantic Coast Conference tournament championship under its belt, Florida State fans were asking, "Could this be the team to go all the way and claim the school's first baseball national championship?"

And for good reason. The Tribe had just breezed through the Atlantic I Regional with four consecutive victories, outscoring their opponents 45-8. Using a recipe for success that consisted of Pitching and Defense, with a dash of Hitting thrown in for good measure, the Seminoles were making their 14th pilgrimage to the College World Series.

For the second consecutive year, the Seminoles'



STEVE NEDEAU WILL BE ONE OF ONLY TWO SENIORS RETURNING FROM THE 1995 SQUAD.

## SEMINOLES IN THE 1995 MAJOR LEAGUE DRAFT

Jonathan Johnson	..... 1st	..... Texas
David Yocum	..... 1st	..... Los Angeles
Doug Mientkiewicz	..... 5th	..... Minnesota
Mike Martin, Jr.	..... 9th	..... San Diego
Mickey Lopez	..... 12th	..... Milwaukee
Charlie Cruz	..... 13th	..... Atlanta
Mike Bell	..... 20th	..... Montreal
Phil Olson	..... 20th	..... New York Mets
Randy Hodges	..... 34th	..... Atlanta

opening round opponent in the College World Series was the defending national champion. In a game that featured the top right-handed pitcher in the country against the nation's best left-hander, first-round draft picks Jonathan Johnson and Mark Redman squared off in a classic pitchers' duel.

Oklahoma took a 2-1 lead into the bottom of the ninth before J.D. Drew came to the plate with one on and one out. With one swing of the bat Drew sent the Seminoles into the winner's bracket with an opposite field home run for a dramatic 3-2 come-from-behind victory.

Seminole fans everywhere had to like the Tribe's chances in Game 2 as Florida State sent first round draft pick David Yocum to the mound to take on a Miami team that it had beaten in four of six previous meetings during the season. But, Yocum would not survive the first inning, as FSU nemesis Danny Buxbaum blasted a three-run homer to give the Hurricanes a quick 4-0 lead. Miami ace J.D. Artega dominated Florida State hitters as the Hurricanes advanced with a 4-2 victory.

Once again, the Seminoles' starting pitcher could not get out of the first inning as Scooby Morgan surrendered four runs without retiring a batter in FSU's elimination game against Southern Cal. The Trojans scored in each of the first six innings and led 14-2 after four. But, the powerful duo of J.D. Drew and Doug Mientkiewicz would not let the Seminoles go down without a fight as Drew blasted three home runs and Mientkiewicz responded with two to bring Florida State back to within five runs heading into the ninth. The Tribe's comeback effort fell short as Randy Hodges' bid for a three-run homer was caught at the wall with Mientkiewicz and Drew on-deck and FSU was sent packing, losing 16-11.

Drew left his name in the CWS record book as his three homers set a single-game mark and his four

# 1995 HONOR ROLL

(First team unless otherwise noted)

## **MIKE BELL, Sr., LHP**

GTE District All-American  
ACC Player of the Week (3/27)

## **CHARLIE CRUZ, Sr., LHP**

3rd Team Smith Super Team  
ACC Player of the Week (4/4)  
Collegiate Baseball National Player of the Week (4/4)

## **J.D. DREW, Fr., CF**

Collegiate Baseball/Mizuno  
Freshman All-American  
Baseball America Freshman All-American  
College World Series All-Tournament Team  
Honorable Mention Smith Super Team

## **ADAM FAUROT, Jr., DH**

ACC All-Tournament Team

## **RANDY HODGES, Sr., RF**

Atlantic I Regional All-Tournament Team

## **CHUCK HOWELL, So., RHP**

ACC Player of the Week (3/20)

## **JONATHAN JOHNSON, Jr., RHP**

Baseball America All-American  
Collegiate Baseball/Mizuno Second Team  
All-American  
Smith Super Team  
Atlantic I Regional All-Tournament Team  
ACC Tournament MVP  
ACC All-Tournament Team  
All-Atlantic Coast Conference  
ACC Player of the Week (2/27)  
Collegiate Baseball National Player of the Week (2/27)

## **MICKEY LOPEZ, Jr., 2B**

ACC All-Tournament Team  
Second Team All-ACC  
Atlantic I Regional All-Tournament Team  
Honorable Mention Smith Super Team

## **MIKE MARTIN JR., Sr., C**

Atlantic I Regional All-Tournament Team  
Honorable Mention Smith Super Team

## **DOUG MIENTKIEWICZ, Jr., 1B**

Atlantic I Regional Most Valuable Player  
Atlantic I Regional All-Tournament Team  
ACC All-Tournament Team  
Second Team All-ACC  
Second Team Smith Super Team  
College World Series All-Tournament Team  
Collegiate Baseball National Player of the Week (5/30)  
ACC Player of the Week (2/20)

## **JEREMY MORRIS, So., LF**


ACC All-Tournament Team

## **PHIL OLSON, Jr., RHP**

Second Team All-ACC

## **DAVID YOCUM, So., LHP**

Collegiate Baseball/Mizuno Third Team All-American  
Baseball America Second Team All-American  
Atlantic I Regional All-Tournament Team  
Second Team All-Atlantic Coast Conference  
Smith Super Team  
ACC Pitcher of the Week (2/13 & 4/24)



J.D. DREW GARNERED FRESHMAN ALL-AMERICAN HONORS IN 1995.

total tied him for the career College World Series record. As a team, Florida State tied the CWS record and established a new team mark by turning five double plays against Miami, and the five home runs against Southern Cal tied the team single game total.

Florida State came into Omaha after sweeping its way through the Atlantic I regional. In its four games, FSU outscored its opponents 45-8. The team batted .338 for the regional while the pitching staff compiled a 1.75 team ERA. Doug Mientkiewicz was named the regional's Most Valuable Player. He batted .545 (6-11) for the tournament with three home runs and eight RBI.

The Tribe's regular season schedule featured 24 games against ranked opponents. FSU played eight ranked teams during the regular season, going 18-6. The month of April featured 14 consecutive games against ranked opponents. During that stretch Florida State went 12-2 with three-game sweeps of N.C. State and Clemson, a two-game sweep of Jacksonville, and the Tribe took 4-of-6 in a home-and-home series with Miami.

Much of Florida State's success during that stretch was attributed to its ability to come from behind. FSU won all four games in which it trailed after six innings and all three in which it was tied heading into the seventh. In fact, two trends developed for the Seminoles during the season. If FSU scored more than seven runs in a game, they were nearly impossible

to beat, going 36-2 when plating more than six. And the Tribe was 43-2 when taking a lead into the seventh inning.

Florida State put together one of its best years since it began competing in the Atlantic Coast Conference in 1992. The Seminoles captured the school's first ACC baseball title by winning the conference tournament in Greenville, S.C. After losing to Clemson in the third round, FSU then came out of the losers bracket to beat the Tigers twice. The Seminoles took advantage of clutch hitting in winning the crown. Of the 48 runs scored by FSU in its six ACC Tournament games, 24 were scored with two-outs.

"Our 1995 baseball team had 'It,'" said head coach Mike Martin. "I don't know what 'It' is, but I know that team had it. They never said die and were always battling. I've had clubs that could not come from behind to win games, but that one was very patient and confident. They had tremendous leadership and were not intimidated."

Florida State's starting rotation of Jonathan Johnson, David Yocum and Charlie Cruz led a pitching staff that was ranked in the top five nationally all season. The trio combined for a 32-7 record and posted an ERA of 2.82 in 357 innings of work, while striking out 376 batters. All three pitched over 105 innings each and averaged at least one strikeout per inning. Johnson, Yocum and Cruz combined for

nine of the staff's 12 complete games.

Cruz and teammate Scooby Morgan each came within an out of throwing no-hitters. Cruz gave up a two-out single in the top of the ninth vs. the College of Charleston to foil his bid. In a seven inning, second game of a doubleheader contest, Morgan lost his attempt with two-outs in the bottom of the seventh.

The Seminoles' 53-16 record contained a season-long nine game win streak and a pair of eight game streaks. The Tribe's longest losing "skid" was two games, when FSU lost the first two contests of its series with Georgia Tech and two straight at the College World Series.

Offensively, Florida State was led by junior first baseman Doug Mientkiewicz. The Miami native led the team in virtually every offensive category. Hitting out of the number three spot in the batting order all season, Mientkiewicz ranks ninth on both the school's all-time home run list (35) and career RBI (190). His 80 RBI tied for 11th on the single season chart as did his 19 home runs.

Several single season records also fell during the year. As a team the Seminoles established a new mark by turning five double plays in a contest and gave the fans their money's worth by playing a record seven extra-inning games.

Individually, three Seminoles tied single game marks. Doug Mientkiewicz' seven at-bats against

Miami put his name among a long list of players for most AB's in a game. Mickey Lopez became the latest player to record two hits in an inning by tallying a single and grand slam in one frame vs. North Carolina. Jeremy Morris became the 10th Seminole to leg-out two triples in a game.

Florida State furthered its reputation as "Pitching U". For the fifth time in the last four years a Seminole pitcher was selected in the first round of the Major League Baseball draft. Right-hander Jonathan Johnson (Texas) and southpaw David Yocum (Los Angeles) join previous Seminole pitchers Chris Roberts (Mets-'92), John Wasdin (Oakland-'93) and Paul Wilson (Mets-'94) as first round selections.

All total nine players who donned the Garnet & Gold in '95 were taken in the '95 draft. 🍌



ACC TOURNAMENT MVP JONATHAN JOHNSON LED THE SEMINOLES TO THEIR FIRST ACC CHAMPIONSHIP.

CHOCOLATE • MALT-NUT • WILD BERRY • APPLE-CINNAMON •

BANANA • MOCHA • ©1995 POWERFOOD INC. • 800-58-POWER (IN CANADA: 800-500-5634)

**Be ready**

Nothing ignites the spirit of athletes  
like a serious challenge. And nothing helps  
them rise to it like a low-fat, highly nutritious  
PowerBar. Its unique formulation gives your  
body the energy it needs to reach and sustain its  
optimal level of performance.  
So next time you have a challenge to meet, rely on  
a PowerBar. It's fuel for your fire.



# '95 FLORIDA STATE STATISTICS

## ALL GAMES

RECORD: 53-16-0 HOME: 27-6-0 AWAY: 19-6-0 NEUTRAL: 7-4-0

### BATTING

PLAYER	AVG	GP-GS	AB	R	H	2B	3B	HR	RBI	TB	SLG%	BB	HBP	SO	GDP	OB%	SF	SH	SB-SBA	PO	A	E	FLD%
Mientkiewicz	.371	69-69	248	75	92	20	3	19	80	175	.706	60	1	30	2	.490	3	1	19-23	589	37	6	.991
Zabala	.339	47-6	56	6	19	3	0	0	11	22	.393	11	2	10	1	.464	0	0	0-0	16	38	7	.885
Zech	.330	69-69	227	60	75	12	2	3	43	100	.441	36	8	51	4	.436	2	3	19-24	43	128	24	.877
Drew	.325	64-56	209	54	68	7	3	17	63	132	.632	36	3	54	2	.430	1	1	11-12	74	0	0	1.000
Faurot	.324	49-38	145	37	47	10	2	1	32	64	.441	18	4	28	3	.406	3	4	8-12	3	3	1	.857
Hodges	.323	69-69	260	63	84	11	3	3	43	110	.423	21	7	47	3	.382	5	10	24-32	101	8	4	.965
Lopez	.290	68-68	272	65	79	19	3	7	50	125	.460	34	8	48	3	.382	3	4	32-40	142	193	14	.960
Morris	.271	68-63	207	37	56	9	3	5	46	86	.415	32	3	32	10	.370	4	1	9-16	50	1	1	.981
Badecux	.254	68-66	201	57	51	8	3	1	39	68	.338	51	5	42	3	.415	1	7	18-19	72	182	23	.917
Salazar	.250	41-11	64	12	16	5	0	2	16	27	.422	9	0	14	3	.333	2	0	0-0	89	8	2	.980
Martin	.221	69-69	217	41	48	14	1	9	47	91	.419	51	5	28	3	.369	9	1	13-14	524	71	6	.990
Nedecru	.218	58-27	119	23	26	4	0	1	18	33	.277	12	0	17	3	.284	3	2	3-5	40	3	1	.977
Johnson	1.000	12-11	1	1	1	0	0	1	3	4	4.000	0	0	0	0	1.000	0	0	0-0	9	24	1	.971
Howell	.500	12-1	2	1	1	0	0	0	0	1	.500	0	0	1	0	.500	0	0	0-0	3	17	0	1.000
Morgan	.500	15-4	2	1	1	0	0	0	0	1	.500	0	0	1	0	.500	0	0	0-0	2	12	1	.933
Woodward	.261	33-0	23	4	6	1	0	0	2	7	.304	5	0	7	0	.393	0	0	0-0	62	8	0	1.000
Senior	.200	39-6	40	10	8	2	0	0	7	10	.250	8	0	10	2	.333	0	0	2-5	10	0	1	.909
Adeeb	.200	43-3	35	10	7	1	0	0	6	8	.229	8	2	9	1	.370	1	0	4-5	13	0	1	.929
Butler	.083	19-1	12	4	1	1	0	0	0	2	.167	4	0	5	0	.313	0	0	0-0	1	0	0	1.000
Bell	.000	4-1	1	0	0	0	0	0	0	0	.000	0	0	1	0	.000	0	0	0-0	7	9	2	.889
Cruz	.000	13-12	1	0	0	0	0	0	0	0	.000	0	0	0	0	.000	0	0	0-0	1	23	4	.857
Busby	.000	2-0	1	0	0	0	0	0	0	0	.000	0	1	1	0	.500	0	0	0-0	0	0	0	.000
Olson	.000	13-0	1	0	0	0	0	0	0	0	.000	0	0	1	0	.000	0	0	0-0	6	9	1	.938
FSU	.293	69-69	2344	561	686	127	23	69	506	1066	.455	396	49	437	43	.400	37	34	162-207	1864	808	101	.964
Opponents	.226	69-69	2271	249	514	80	9	41	203	735	.324	259	48	628	67	.317	9	27	42-80	1798	745	128	.952

IBB: FSU (11) Martin 4, Lopez 2, Mientkiewicz 2, Drew 2, Morris 1, OPP (8)

PICKED OFF: FSU (21) Drew 5, Badecux 3, Zech 3, Mientkiewicz 2, Faurot 2, Nedecru 2, Hodges 2, Lopez 1, Morris 1.

CATCHER'S INTERFERENCE: FSU (2) Martin 2, OPP (11).

LEFT ON BASE: FSU (512), OPP (503)

### PITCHING

PLAYER	ERA	W-L	APP	GS	CG	SHO/CBO	SV	IP	H	R	ER	BB	SO	2B	3B	HR	BFB/AVG	WP	HBP	BK	SFA	SHA	
Olson	1.19	3-2	29	0	0	0/1	7	37.2	23	6	5	13	38	4	0	1	151	.177	1	3	0	0	5
Butler	1.23	0-0	8	0	0	0/0	0	7.1	7	6	1	6	7	1	0	0	36	.233	1	0	0	0	0
Morgan	1.46	4-3	25	4	1	1/1	1	55.2	33	9	9	24	50	4	1	3	217	.176	2	5	0	1	0
Yocum	2.61	12-3	18	18	2	0/1	0	113.2	94	47	33	43	128	21	1	13	467	.227	3	4	1	2	2
Johnson	2.89	12-3	19	19	7	2/1	0	134.0	98	50	43	53	130	13	1	10	543	.206	10	8	0	0	7
Bell	2.90	7-3	13	8	0	0/1	0	62.0	61	24	20	22	53	11	4	4	272	.255	2	5	0	0	6
Cruz	2.98	8-1	18	16	1	0/1	0	108.2	101	46	36	51	118	11	0	7	466	.251	9	7	0	2	3
Howell	3.05	4-1	27	2	1	0/2	0	56.0	48	26	19	18	48	8	1	1	239	.229	5	7	1	1	3
Niles	4.01	2-0	16	1	0	0/2	1	24.2	27	17	11	11	30	4	1	1	116	.276	4	5	0	2	0
Choate	4.35	1-0	15	1	0	0/0	0	20.2	21	12	10	13	25	2	0	1	99	.259	2	4	0	1	0
Hitt	9.00	0-0	2	0	0	0/0	0	1.0	1	6	1	5	1	1	0	0	10	.250	1	0	0	0	1
FSU	2.72	53-16	69	69	12	7/4	9	621.1	514	249	188	259	628	80	9	41	2616	.226	40	48	2	9	27
Opponents	7.04	16-53	69	69	8	1/1	5	599.1	686	561	469	396	437	127	23	69	2871	.293	84	49	3	37	34

PASSED BALLS: FSU (4) Martin 3, Salazar 1, OPP (12)

SB/SBA: Martin (27-52), Salazar (15-20), Cruz (9-19), Johnson (8-18), Yocum (7-12), Howell (6-9), Bell (2-6), Choate (3-5), Morgan (1-4), Niles (4-4), Olson (1-2), Hitt (1-1)

## FIELDING

NAME	C	PO	A	E	FLD%	DPS	SBA	CSB	SBA%	PB	CI
Drew	74	74	0	0	1.000	0	0	0	—	0	0
Woodward	70	62	8	0	1.000	8	0	0	—	0	0
Yocum	32	3	29	0	1.000	2	7	5	.583	0	0
Howell	20	3	17	0	1.000	1	6	3	.667	0	0
Niles	6	3	3	0	1.000	0	4	0	1.000	0	0
Choate	3	1	2	0	1.000	0	3	2	.600	0	0
Butler	1	1	0	0	1.000	0	0	0	—	0	0
Mientkiewicz	632	589	37	6	.991	66	0	0	—	0	0
Martin	601	524	71	6	.990	2	27	25	.519	3	2
Morris	52	50	1	1	.981	0	0	0	—	0	0
Salazar	99	89	8	2	.980	0	15	5	.750	1	0
Nedecu	44	40	3	1	.977	0	0	0	—	0	0
Johnson	34	9	24	1	.971	0	8	10	.444	0	0
Hodges	113	101	8	4	.965	3	0	0	—	0	0
Lopez	349	142	193	14	.960	65	0	0	—	0	0
Olson	16	6	9	1	.938	0	1	1	.500	0	0
Morgan	15	2	12	1	.933	3	1	3	.250	0	0
Adeeb	14	13	0	1	.929	0	0	0	—	0	0
Badeaux	277	72	182	23	.917	44	0	0	—	0	0
Senior	11	10	0	1	.909	0	0	0	—	0	0
Bell	18	7	9	2	.889	1	2	4	.333	0	0
Zabata	61	16	38	7	.885	5	0	0	—	0	0
Zech	195	43	128	24	.877	12	0	0	—	0	0
Cruz	28	1	23	4	.857	1	9	10	.474	0	0
Fcaurot	7	3	3	1	.857	0	0	0	—	0	0
Hitt	1	0	0	1	.000	0	1	0	1.000	0	0
Busby	0	0	0	0	.000	0	0	0	—	0	0
<b>TOTALS</b>	<b>2773</b>	<b>1864</b>	<b>808</b>	<b>101</b>	<b>.964</b>	<b>78</b>	<b>42</b>	<b>38</b>	<b>.525</b>	<b>4</b>	<b>2</b>
<b>OPPONENTS</b>	<b>2671</b>	<b>1798</b>	<b>745</b>	<b>128</b>	<b>.952</b>	<b>55</b>	<b>162</b>	<b>45</b>	<b>.783</b>	<b>12</b>	<b>11</b>

ERRORLESS: Games — 17, Cons. Games — 3

## "THE LAST TIME IT HAPPENED"

### EXTRA INNINGS GAME

**LOST:** April 16, 1995 vs. Miami at Mark Light Stadium (12 innings). Final Score - Miami 3, FSU 2.  
**WON:** April 14, 1995 vs. Miami at Mark Light Stadium (14 innings). Final Score - FSU 9, Miami 6.

### MULTI HOME RUN GAME FOR AN INDIVIDUAL PLAYER

**FSU:** June 6, 1995, J.D. Drew (3 HR) vs. USC at College World Series. Final Score: USC 16, FSU 11.  
**OPPONENT:** April 8, 1995, Danny Buxbaum (2 HR) vs. Miami at Dick Howser Stadium. Final Score: Miami 6, FSU 5.

### COMPLETE GAME PITCHED

**FSU:** May 27, 1995, Jonathan Johnson vs. Old Dominion (NCAA Atlantic I Regional Tournament). Final Score: FSU 7, ODU 2.  
**OPPONENT:** June 4, 1995, J.D. Artega of Miami (College World Series). Final Score: Miami 4, FSU 2.

### SHUT OUT

**FSU:** May 17, 1995 vs. Virginia (ACC Tournament). Final Score: FSU 6, Virginia 0.  
**OPPONENT:** May 19, 1995 vs. Clemson (ACC Tournament). Final Score: Clemson 11, FSU 0.

### BACK TO BACK HOME RUNS

**FSU:** February 17, 1995 vs. Coastal Carolina. Doug Mientkiewicz & Mike Martin, Jr., 1st inning.

**OPPONENT:** May 6, 1995 at Georgia Tech. Scott Byers, Tucker Barr & Brandon Hensley, 1st inning.

### 5+ HIT GAME

**FSU:** May 20, 1994, Mike Martin, Jr. vs. Wake Forest (ACC Tournament). Final Score: FSU 18, Wake Forest 3.  
**OPPONENT:** May 26, 1990, Burke Masters of Mississippi State (NCAA South II Regional Tournament). Final Score: MSU 11, FSU 8.

### GRAND SLAM

**FSU:** April 15, 1995, J.D. Drew vs. Miami. Final Score: FSU 10, Miami 1.  
**OPPONENT:** April 14, 1995, Danny Buxbaum of Miami. Final Score: FSU 9, Miami 6.

### LEAD OFF HOME RUN

**FSU:** May 27, 1995, Mickey Lopez vs. Old Dominion (NCAA Atlantic I Regional Tournament). Final Score: FSU 7, ODU 2.  
**OPPONENT:** May 15, 1994, Adam Robinson of Virginia. Final Score: FSU 13, Virginia 1.

### NO HITTER

**FSU:** March 23, 1988, Jerry Neilsen vs. Baptist at Dick Howser Stadium. Final Score: FSU 7, Baptist 0.  
**OPPONENT:** March 26, 1993, Terry Harvey of N.C. State. Final Score: N.C. State 8, FSU 0.



# TEAM SINGLE HIGHS & LOWS

## TEAM BATTING

	FLORIDA STATE	OPPONENTS
At Bats	50 at Miami (4/16)	52 Miami (4/16)
Runs	22 vs. Mercer (3/22)	16 Southern Cal (6/6)
(inning)	10 vs. North Carolina (5th-5/20)	6 2x last by Southern Cal (1st-6/6)
Hits	21 2x vs. Mercer (3/22, 5/3)	17 2x last by Southern Cal (6/6)
(inning)	7 vs. North Carolina (5/20)	5 2x last by Southern Cal (1st-6/6)
RBI	20 2x last vs. Mercer (3/22)	13 Southern Cal (6/6)
2B	7 vs. Michigan (3/5)	4 3x last by Miami (4/8)
3B	4 vs. Troy State (5/25)	2 Jacksonville (4/19)
HR	5 vs. Southern Cal (6/6)	3 4x last by Georgia Tech (5/6)
Extra Base Hits	9 vs. Michigan (3/5)	7 Arizona State (2/12), Miami (4/8)
Walks	18 vs. Mercer (3/21)	10 Southern Cal (6/6)
(least)	0 2x last vs. Virginia (5/17)	0 North Carolina (5/20)
Strikeouts	14 vs. Maryland (4/29)	16 Clemson (5/19)
(least)	1 vs. Michigan (3/19)	3 Clemson (5/20)
Stolen Bases	9 2x last vs. Mercer (5/3)	3 Arizona State (2/11), Michigan (3/17)
Left on Base	14 vs. Duke (3/25)	13 Clemson (5/19)
(least)	2 Virginia	1 Mercer (3/22)

## INDIVIDUAL BATTING

At Bats	7 Mientkiewicz vs. Miami (4/14)
Runs	4 6x last Mientkiewicz vs. Southern Cal (6/6)
Hits	4 5x last Faurot vs. N.C. State (5/18)
Doubles	2 9x last Martin vs. Clemson (5/21)
Triples	2 Morris vs. Troy State (5/25)
Home Runs	3 Drew (2x) at Miami (4/15) & vs. Southern Cal (6/6)
Total Bases	12 Drew (2x) at Miami (4/15) & vs. Southern Cal (6/6)
RBI	8 Drew vs. Miami (4/15)
Walks	4 3x last Mientkiewicz vs. South Alabama (5/26)
Strikeouts	3 10x last vs. Clemson (5/20)
Stolen Bases	3 4x last Lopez vs. Mercer (5/3)
Longest Hitting Streak	11 games, Mientkiewicz

## INDIVIDUAL PITCHING

**Hits:** 11, Cruz vs. Georgia Tech (5/7), Clemson (5/19)  
**Walks:** 6, Yocum vs. Wake Forest (2/25), Johnson vs. Florida (3/9), Cruz vs. Michigan (3/17), Cruz vs. Maryland (5/1)  
**Strikeouts:** 15, Johnson vs. N.C. State (3/31)

## STARTERS BY POSITION

**C:** Martin (67), Salazar (2)  
**1B:** Mientkiewicz (69)  
**2B:** Lopez (68), Zabala (1)  
**SS:** Badeaux (66), Zabala (3)  
**3B:** Zech (69)  
**LF:** Morris (53), Nedeau (10), Drew (4), Senior (1), Adeeb (2)  
**CF:** Drew (60), Nedeau (17), Adeeb (1)  
**RF:** Hodges (69)  
**DH:** Faurot (38), Morris (10), Salazar (10), Senior (5), Drew (2), Zabala (2), Butler (1), Martin (1)

## STARTERS BY BATTING ORDER

**1:** Lopez (50), Faurot (16), Zech (2), Hodges (1)  
**2:** Hodges (50), Martin (6), Drew (5), Nedeau (3), Lopez (2), Zech (1), Badeaux (1), Faurot (1)  
**3:** Mientkiewicz (60)  
**4:** Drew (34), Martin (12), Morris (17), Zech (6)  
**5:** Zech (21), Morris (19), Hodges (9), Nedeau (2), Martin (8), Faurot (10)  
**6:** Zech (32), Morris (16), Hodges (6), Martin (6), Nedeau (3), Drew (2), Lopez (3), Salazar (1)  
**7:** Martin (36), Zech (8), Drew (3), Nedeau (8), Hodges (2), Faurot (2), Lopez (2), Salazar (3), Badeaux (1), Morris (3), Senior (1)  
**8:** Nedeau (10), Lopez (12), Faurot (7), Morris (6), Senior (6), Zech (4), Badeaux (2), Zabala (3), Salazar (6), Drew (10), Senior (1), Martin (1), Faurot (1)  
**9:** Badeaux (62), Zabala (3), Nedeau (1), Butler (1), Salazar (1)

## CATCHER'S CORNER

NAME	ATT	CAUGHT	PICKOFFS	PERCENT	PASSED BALLS
Martin	49	23	3	.469	3
Salazar	20	6	0	.300	0
Mientkiewicz	0	0	0	.000	0

# '95 FLORIDA STATE RESULTS

DATE	OPPONENT	W-L-T	SCORE	SITE	OVERALL	CONF	PITCHER OF RECORD
2/03	Florida Atlantic	W	21-4	H	1-0-0	0-0-0	Yocum (1-0)
2/04	Florida Atlantic	W	11-7	H	2-0-0	0-0-0	Bell (1-0)
2/05	Florida Atlantic	W	8-4	H	3-0-0	0-0-0	Johnson (1-0)
2/10	Arizona State	W	11-2	A	4-0-0	0-0-0	Yocum (2-0)
2/11	Arizona State	W	14-6	A	5-0-0	0-0-0	Johnson (2-0)
2/12	Arizona State	L	2-8	A	5-1-0	0-0-0	Bell (1-1)
2/17	Coastal Carolina	W	10-2	H	6-1-0	0-0-0	Johnson (3-0)
2/19	Coastal Carolina	W	6-0	H	7-1-0	0-0-0	Yocum (3-0)
2/21	Winthrop (11)	L	1-2	H	7-2-0	0-0-0	Morgan (0-1)
2/22	Winthrop	W	6-0	H	9-2-0	0-0-0	Bell (2-1)
2/24	Wake Forest	W	4-0	H	9-2-0	1-0-0	Johnson (4-0)
2/25	Wake Forest	L	3-4	H	9-3-0	1-1-0	Yocum (3-1)
2/26	Wake Forest	W	10-1	H	10-3-0	2-1-0	Cruz (1-0)
3/03	LSU	L	2-6	N	10-4-0	2-1-0	Johnson (4-1)
3/04	Minnesota (10)	W	4-1	A	11-4-0	2-1-0	Bell (3-1)
3/05	Michigan	W	17-6	N	12-4-0	2-1-0	Cruz (2-0)
3/09	Florida	W	6-3	H	13-4-0	2-1-0	Johnson (5-1)
3/10	Florida	W	2-1	H	14-4-0	2-1-0	Yocum (4-1)
3/11	Florida	W	7-0	A	15-4-0	2-1-0	Cruz (3-0)
3/12	Florida	L	3-9	A	15-5-0	2-1-0	Bell (3-2)
3/13	Virginia	W	12-7	H	16-5-0	3-1-0	Howell (1-0)
3/14	Virginia	L	1-2	H	16-6-0	3-2-0	Johnson (5-2)
3/17	Michigan	W	4-3	H	17-6-0	3-2-0	Howell (2-0)
3/18	Michigan	W	14-4	H	18-6-0	3-2-0	Yocum (5-1)
3/19	Michigan	W	11-2	H	19-6-0	3-2-0	Johnson (6-2)
3/21	Mercer	W	17-1	H	20-6-0	3-2-0	Bell (4-2)
3/22	Mercer	W	22-7	H	21-6-0	3-2-0	Cruz (4-0)
3/24	Duke	L	5-14	A	21-7-0	3-3-0	Johnson (6-3)
3/25	Duke	W	9-5	A	22-7-0	4-3-0	Yocum (6-1)
3/26	Duke	W	6-2	A	23-7-0	5-3-0	Bell (5-2)
3/28	College of Charleston	W	11-1	H	24-7-0	5-3-0	Cruz (5-0)
3/29	College of Charleston	W	12-1	H	25-7-0	5-3-0	Niles (1-0)
3/31	N.C. State	W	6-0	A	26-7-0	6-3-0	Johnson (7-3)
4/01	N.C. State	W	6-5	A	27-7-0	7-3-0	Choate (1-0)
3/02	N.C. State	W	12-3	A	28-7-0	8-3-0	Cruz (6-0)
4/05	Jacksonville	W	11-1	H	29-7-0	8-3-0	Bell (6-2)
4/07	Miami	W	9-1	H	30-7-0	8-3-0	Johnson (8-3)
4/08	Miami	L	5-6	H	30-8-0	8-3-0	Howell (2-1)
4/09	Miami (11)	W	3-2	H	31-8-0	8-3-0	Olson (1-0)
4/14	Miami (14)	W	9-6	A	32-8-0	8-3-0	Howell (3-1)
4/15	Miami (12)	W	10-1	A	33-8-0	8-3-0	Yocum (7-1)
4/16	Miami	L	2-3	A	33-9-0	8-3-0	Olson (1-1)
4/19	Jacksonville	W	6-3	A	34-9-0	8-3-0	Bell (7-2)
4/21	Clemson	W	5-2	H	35-9-0	9-3-0	Morgan (1-1)
4/22	Clemson	W	7-2	H	36-9-0	10-3-0	Yocum (8-1)
4/23	Clemson	W	9-8	H	37-9-0	11-3-0	Olson (2-1)
4/29	Maryland	W	9-1	A	38-9-0	12-3-0	Yocum (9-1)
5/01	Maryland (10)	W	7-1	A	39-9-0	13-3-0	Olson (3-1)
5/01	Maryland	W	1-0	A	40-9-0	14-3-0	Morgan (2-1)
5/03	Mercer	W	18-3	A	41-9-0	14-3-0	Niles (2-0)
5/05	Georgia Tech	L	4-5	A	41-10-0	14-4-0	Morgan (2-2)
5/06	Georgia Tech	L	9-11	A	41-11-0	14-5-0	Yocum (9-2)
5/07	Georgia Tech	W	14-9	A	42-11-0	15-5-0	Cruz (7-0)
5/13	North Carolina	L	2-3	H	42-12-0	15-6-0	Olson (3-2)
5/13	North Carolina	W	13-1	H	43-12-0	16-6-0	Yocum (10-2)
5/14	North Carolina	L	3-5	H	43-13-0	16-7-0	Bell (7-3)
5/17	Virginia*	W	6-0	N	44-13-0	17-7-0	Johnson (9-3)
5/18	N.C. State*	W	12-6	N	45-13-0	18-7-0	Yocum (11-2)
5/19	Clemson*	L	0-11	N	45-14-0	18-8-0	Cruz (7-1)
5/20	North Carolina*	W	10-1	N	46-14-0	19-8-0	Morgan (3-2)
5/20	Clemson*	W	12-2	N	47-14-0	20-8-0	Howell (4-1)
5/21	Clemson*	W	8-2	N	48-14-0	21-8-0	Johnson (10-3)
5/25	Troy State^	W	18-3	H	49-14-0	21-8-0	Cruz (8-1)
5/26	South Alabama^	W	7-2	A	50-14-0	21-8-0	Yocum (12-2)
5/27	Old Dominion^	W	7-2	H	51-14-0	21-8-0	Johnson (11-3)
5/28	Mississippi^	W	13-1	A	52-14-0	21-8-0	Morgan (4-2)
6/02	Oklahoma#	W	3-2	N	53-14-0	21-8-0	Johnson (12-3)
6/04	Miami#	L	2-4	N	53-15-0	21-8-0	Yocum (12-3)
6/06	Southern Cal#	L	11-16	N	53-16-0	21-8-0	Morgan (4-3)

\*ACC Tournament; ^NCAA Regional at Dick Howser Stadium; #College World Series

# 1995 ACC STATISTICS

RECORD: 16-7-0 HOME: 7-4-0 AWAY: 9-3-0

## BATTING

PLAYER	AVG	GP-GS	AB	R	H	2B	3B	HR	RBI	TB	SLG%	BB	HBP	SO	GDP	OB%	SF	SH	SB-SBA	PO	A	E	FLD%
Mientkiewicz	.358	23-23	81	19	29	11	1	3	19	51	.630	19	0	12	0	.471	2	0	7-8	192	10	0	1.000
Zabala	.333	15-4	21	1	7	1	0	0	3	8	.381	4	1	4	0	.462	0	0	0-0	6	17	2	.920
Faurot	.325	12-11	40	9	13	3	1	0	7	18	.450	4	1	9	0	.400	0	1	3-5	1	0	0	1.000
Hodges	.299	23-23	87	20	26	1	2	1	23	34	.391	6	3	17	2	.357	2	5	14-19	39	4	2	.956
Senior	.286	10-1	7	2	2	1	0	0	1	3	.429	1	0	2	0	.375	0	0	0-1	1	0	0	1.000
Zech	.284	23-23	74	16	21	4	0	2	14	31	.419	11	1	20	0	.384	0	2	7-9	15	49	10	.865
Lopez	.279	22-22	86	19	24	4	0	1	14	31	.360	7	4	19	0	.357	1	1	13-16	50	52	5	.953
Drew	.273	22-19	66	15	18	2	3	3	16	35	.530	12	3	21	1	.402	1	1	5-5	18	0	0	1.000
Salazar	.250	12-6	24	4	6	1	0	1	5	10	.417	3	0	4	1	.310	2	0	0-0	21	2	0	1.000
Nedecu	.235	20-8	34	7	8	1	0	1	6	12	.353	4	0	7	0	.308	1	1	0-0	12	2	0	1.000
Badeaux	.207	22-21	58	17	12	2	1	1	7	19	.328	19	3	13	1	.425	0	4	7-8	29	54	8	.912
Martin	.205	23-23	78	12	16	4	0	3	14	29	.372	14	1	12	1	.323	3	0	6-7	180	19	3	.985
Morris	.203	22-20	64	12	13	2	1	2	12	23	.359	10	1	8	3	.316	1	0	3-3	15	1	1	.941
Adeeb	.125	11-2	8	3	1	0	0	0	1	1	.125	2	1	1	0	.333	1	0	0-1	3	0	0	1.000
Butler	.000	5-1	5	1	0	0	0	0	0	0	.000	1	0	2	0	.167	0	0	0-0	0	0	0	.000
Woodward	.000	8-0	5	0	0	0	0	0	0	0	.000	0	0	3	0	.000	0	0	0-0	15	1	0	1.000
Morgan	.000	6-1	1	0	0	0	0	0	0	0	.000	0	0	1	0	.000	0	0	0-0	0	5	1	.833
FSU	.265	23-23	739	157	196	37	9	18	142	305	.413	117	19	155	9	.373	14	15	65-82	602	254	36	.960
Opponents	.241	23-23	746	91	180	23	2	13	74	246	.330	97	17	208	21	.340	4	10	12-21	589	232	39	.955

IBB: FSU (2) Mientkiewicz 1, Lopez 1, OPP (4); CATCHER'S INTERFERENCE: FSU (2) Martin 2, OPP (7)  
 LEFT ON BASE: FSU (166), OPP (186); Double Plays: FSU (25), OPP (10)  
 PICKED OFF: Drew 3, Badeaux 2, Nedecu 1

## PITCHING

PLAYER	ERA	W-L	APP	GS	CG	SHO/CBO	SV	IP	H	R	ER	BB	SO	2B	3B	HR	BF/B	AVG	WP	HBP	BK	SFA	SHA
Choate	0.00	1-0	4	0	0	0/0	0	4.0	2	0	0	3	5	0	0	0	16	.154	2	0	0	0	0
Morgan	0.43	2-1	9	1	1	1/0	0	21.0	12	1	1	9	15	2	0	0	83	.169	0	2	0	0	1
Olson	1.69	2-1	8	0	0	0/0	2	10.2	6	2	2	7	12	0	0	1	43	.176	0	0	0	0	2
Howell	2.13	1-0	10	1	0	0/0	0	25.1	21	5	6	7	24	1	0	0	101	.233	1	1	1	0	3
Bell	2.61	1-1	3	1	0	0/0	0	10.1	12	3	3	4	8	3	0	0	48	.300	1	2	0	0	2
Johnson	3.23	2-2	7	7	3	2/0	0	47.1	33	19	17	21	59	5	1	4	196	.193	1	3	0	0	1
Yocum	3.25	4-2	7	7	1	0/0	0	44.1	44	26	16	19	47	7	1	6	193	.263	3	3	1	2	1
Cruz	5.68	3-0	6	6	0	0/0	0	31.2	40	21	20	20	33	5	0	2	159	.301	4	4	0	0	1
Butler	6.75	0-0	2	0	0	0/0	0	1.1	3	5	1	5	1	0	0	0	13	.375	1	0	0	0	0
Niles	7.71	0-0	4	0	0	0/0	0	4.2	7	6	4	2	4	0	0	0	24	.368	2	2	1	0	0
FSU	3.14	16-7	23	23	5	3/0	2	200.2	180	91	70	97	208	23	2	13	876	.241	15	17	2	4	10
Opponents	5.91	7-16	23	23	3	0/0	3	196.1	196	157	129	117	155	37	9	18	911	.265	26	19	0	14	15

PASSED BALLS: FSU (1) Martin 1, OPP (5); PICKED OFF: FSU (6) Yocum 5, Morgan 1, OPP (4)  
 SB/SBA: Martin (8-14), Yocum (5-8), Cruz (4-5), Salazar (4-5), Johnson (2-3), Howell (1-3), Morgan (0-1), Olson (0-1)

## TEAM STATISTICS

BATTING	GP	AB	R	H	2B	3B	HR	RBI	SB-ATT	SLUG	OB%	AVG
Georgia Tech	60	2162	545	710	131	25	82	492	36- 50	.526	.424	.328
Clemson	68	2419	570	763	143	31	75	479	88-126	.493	.413	.315
N.C. State	60	2139	459	660	107	18	68	408	61- 84	.471	.394	.309
Wake Forest	58	2033	447	624	121	15	70	398	39- 46	.485	.405	.307
Duke	57	1925	387	575	99	19	38	324	65- 85	.429	.394	.299
North Carolina	62	2082	411	611	129	14	67	369	70-105	.465	.383	.293
Florida State	69	2345	561	686	127	23	67	505	162-207	.452	.406	.293
Virginia	55	1862	339	523	110	12	29	286	71- 96	.400	.370	.281
Maryland	57	1939	352	511	106	16	45	286	70-101	.404	.358	.264

PITCHING	GP	CG	SV	SHO	INNP	R	ER	H	SO	BB	HR	O/AVG	ERA
Florida State	69	12	8	8	607.2	243	182	501	616	254	39	.225	2.70
Clemson	68	4	17	8	610.0	287	216	504	591	242	56	.223	3.19
North Carolina	62	9	13	1	543.2	339	273	562	478	277	38	.269	4.52
Virginia	55	18	5	2	471.2	307	250	496	430	216	42	.270	4.77
Wake Forest	58	9	11	4	501.2	331	284	534	403	194	53	.275	5.09
Duke	57	6	7	2	487.1	364	277	559	358	209	47	.286	5.12
N.C. State	60	5	9	1	526.0	385	299	555	509	276	50	.262	5.12
Maryland	57	8	6	1	492.1	401	313	549	426	294	58	.274	5.72
Georgia Tech	60	2	14	2	522.0	422	351	593	463	298	56	.285	6.05

# 1994-95 STANDINGS

TEAM	ACC GAMES					ALL GAMES				VS. RANKED TEAMS				LAST 10	CURRENT STREAK	
	W	L	PCT.	HM	RD	W	L	T	PCT	HM	RD	NEU	BA			CB
Clemson	20	4	.833	11-1	9-3	54	14	0	.794	33-1	16-8	5-5	12-10	9-9	6-4	Lost 2
Florida State	16	7	.696	9-3	7-3	53	16	0	.768	31-6	14-6	8-4	18-8	21-7	8-2	Lost 2
Georgia Tech	16	8	.667	11-1	5-7	38	22	0	.633	26-6	6-12	6-4	2-5	2-6	5-5	Lost 3
North Carolina	14	10	.583	9-3	5-7	39	23	0	.629	23-6	8-10	8-7	5-8	5-8	5-5	Lost 2
Wake Forest	13	11	.542	7-5	6-6	34	24	0	.586	22-11	11-11	1-2	3-6	3-9	7-3	Lost 2
N.C. State	12	12	.500	6-6	6-6	36	24	0	.600	23-10	11-12	2-2	1-8	4-11	5-5	Lost 1
Virginia	8	15	.348	7-6	1-9	26	29	0	.473	22-13	3-13	1-3	4-9	4-9	7-3	Lost 3
Duke	4	20	.167	4-8	0-12	30	27	0	.526	25-9	4-15	1-3	2-9	2-9	2-8	Lost 4
Maryland	4	20	.167	1-11	3-9	20	37	0	.351	11-16	7-19	2-2	0-7	0-10	2-8	Lost 2

## 1995 ACC BASEBALL TOURNAMENT RECAP

**TUESDAY, MAY 16** — Maryland d. Duke 10-3.

**WEDNESDAY, MAY 17** — No. Carolina d. W. Forest 4-1; Clemson d. Maryland 10-0; Florida St. d. Virginia 6-0; N.C. State d. Georgia Tech 9-5 (12).

**THURSDAY, MAY 18** — W. Forest d. Maryland 17-4; Georgia Tech d. Virginia 3-2; Clemson d. N. Carolina 6-4; Florida St. D. N.C. State 12-6.

**FRIDAY, MAY 19** — N. Carolina d. Georgia Tech 12-9; N.C. State d. W. Forest 11-2; Clemson d. Florida St. 11-0.

**SATURDAY, MAY 20** — Clemson d. N.C. State 16-7; Florida St. d. N. Carolina 10-1; Florida St. d. Clemson 12-2.

**SUNDAY, MAY 21** — Florida St. d. Clemson 8-2.

**TOURNAMENT MVP** — Jonathan Johnson (P) Florida State.

**ALL-TOURNAMENT TEAM** — C-Josh Rowell, UNC; 1B-Doug Mientkiewicz, FSU; 2B-Mickey Lopez, FSU; 3B-Paul Galloway, Clem; SS-Mark Melto, WF; OF-Tony Ellison, NCS; OF-Gary Burnham, CLEM; OF-Jeremy Morris, FSU; DH-Adam Faurot, FSU; P-Jonathan Johnson, FSU; P-Ken Vining, CLEM.

## COLLEGE WORLD SERIES

### OMAHA, NEBRASKA

Tennessee 3 ..... Clemson 1  
Stanford 8 ..... Clemson 3  
Florida State 3 ..... Oklahoma 2  
Miami 4 ..... Florida State 2  
Southern Cal 16 ..... Florida State 11

## ATLANTIC REGIONAL

### TALLAHASSEE, FL

Florida State 18 ..... Troy State 3  
Florida State 7 ..... South Alabama 2  
Florida State 7 ..... Old Dominion 2  
Florida State 13 ..... Mississippi 1  
**ALL-REGIONAL:** Mike Martin (C); Doug Mientkiewicz (1B); Mickey Lopez (2B); David Yocum (P); Jonathan Johnson (P); **MVP**-Doug Mientkiewicz

## EAST REGIONAL

### CLEMSON, S.C.

Clemson 8 ..... Navy 4  
Clemson 11 ..... Jacksonville 5  
Clemson 9 ..... Winthrop 5  
Clemson 7 ..... Alabama 4  
**ALL-REGIONAL:** Seth Brizek (SS); Paul Galloway (3B); Shane Monahan (OF); Gary Burnham (OF). **MVP**-Shane Monahan.

## ATLANTIC II REGIONAL

### CORAL GABLES, FL

North Carolina 6 ..... So. Florida 3  
North Carolina 6 ..... Florida Int. 5  
Miami 8 ..... North Carolina 4  
Texas A&M 7 ..... North Carolina 0

## MIDEAST REGIONAL

### KNOXVILLE, TN

California 4 ..... Georgia Tech 3  
Tennessee 6 ..... Georgia Tech 4

## FACTS ABOUT ACC BASEBALL

- Over the past three years 13 ACC teams have combined for a 38-26 (.594) mark in the NCAA Tournament.
- The ACC has been represented in five of the last seven College World Series.
- The ACC posted a 207-93 (.690) versus non-conference competition in 1995.
- The ACC had a winning record versus every Division I conference except the Pac-10 (3-7).
- Five of nine ACC teams earned at least one listing in one of the three major national rankings in 1995. FSU and Clemson each earned a No. 1 ranking during the course of the season.
- Over the past five years 17 of the 20 (.850) ACC teams in the NCAA Tournament have won at least two games.
- Since 1954, the League's first year, ACC teams are 162-151 (.518) with one national title — Wake Forest in 1957.

# PLAYERS OF THE WEEK

## PLAYER OF THE WEEK

Feb. 13	.....	Tony Ellison, N.C. State
Feb. 20	.....	Doug Mientkiewicz, Florida State
Feb. 27	.....	Ryan Ritter, Georgia Tech
Mar. 6	.....	David Miller, Clemson
Mar. 13	.....	Shane Monahan, Clemson
Mar. 20	.....	Tony Ellison
Mar. 27	.....	Tom Sergio, N.C. State
Apr. 4	.....	David Miller, Clemson
Apr. 10	.....	Matt Sailer, Georgia Tech
Apr. 17	.....	David Boone, North Carolina
Apr. 24	.....	Andy Barkett, N.C. State
May 1	.....	Justin Counts, Virginia
May 8	.....	Tucker Barr, Georgia Tech
May 15	.....	Tucker Barr, Georgia Tech


## PITCHER OF THE WEEK

Feb. 13	.....	David Yocum, Florida State
	.....	Brian Willman, North Carolina
Feb. 20	.....	Joel Canady, Virginia
Feb. 27	.....	Jonathan Johnson, Florida State
Mar. 6	.....	Ethan Stein, North Carolina
Mar. 13	.....	Jason Dawsey, Clemson
Mar. 20	.....	John Cappelmann, Virginia
	.....	Chuck Howell, Florida State
Mar. 27	.....	Mike Bell, Florida State
Apr. 4	.....	Charlie Cruz, Florida State
Apr. 10	.....	Jason Dawsey, Clemson
Apr. 17	.....	Pat Daneke, Virginia
	.....	Ethan Stein, North Carolina
Apr. 24	.....	David Yocum, Florida State
May 1	.....	Jamie Eggleston, Clemson
May 8	.....	Sean Murphy, North Carolina
May 15	.....	Mark Seaver, Wake Forest

# NATIONAL PLAYERS OF THE WEEK

## COLLEGIATE BASEBALL

Feb. 13	.....	Tony Ellison, N.C. State
Feb. 27	.....	Jonathan Johnson, Florida State
Mar. 20	.....	Tony Ellison, N.C. State
Apr. 4	.....	Tucker Barr, Georgia Tech
	.....	Charlie Cruz, Florida State
Apr. 10	.....	Matt Sailer, Georgia Tech
May 30	.....	Doug Mientkiewicz, Florida State



CHARLIE CRUZ WAS ONE OF TWO FSU PLAYERS TO GARNER NATIONAL PLAYER OF THE WEEK HONORS.

# NATIONAL RANKINGS

## BASEBALL AMERICA

DATES	CU	FS	GT	NC	NCS
Pre-Season	4	2	-	-	22
Feb. 13	-	1	-	-	-
Feb. 20	8	1	-	-	-
Feb. 27	8	3	-	-	-
Mar. 6	6	3	-	-	-
Mar. 13	5	2	-	-	22
Mar. 20	2	4	-	-	21
Mar. 27	1	5	-	-	20
Apr. 3	3	4	-	-	24
Apr. 10	2	3	-	-	-
Apr. 17	2	3	25	-	-
Apr. 23	4	2	-	-	-
May 1	-	4	1	-	-
May 8	-	4	3	-	-
May 15	7	5	-	-	-
May 22	5	3	-	-	-
May 29	4	3	-	25	-
	<b>FINAL</b>				
June 12	6	3	-	25	-

## BASEBALL WEEKLY

Pre-Season	5	2	25	-	17
Feb. 21	9	1	-	-	23
Feb. 27	8	3	-	-	23
Mar. 8	6	3	-	-	24
Mar. 15	4	3	-	-	18
Mar. 22	2	4	-	-	18
Mar. 29	1	5	-	-	15
Apr. 5	3	5	-	-	20
Apr. 12	2	4	-	-	25
Apr. 17	2	5	22	-	-
Apr. 23	5	2	-	-	-
May 3	-	3	1	-	-
May 10	3	4	-	-	-
May 17	5	6	22	-	-
May 24	4	2	24	-	-


## COLLEGIATE BASEBALL

Pre-Season	5	3	23	-	18
Feb. 13	5	2	23	-	22
Feb. 20	7	1	-	-	23
Feb. 27	6	3	30	-	24
Mar. 6	4	7	28	-	25
Mar. 13	4	6	-	-	21
Mar. 20	2	6	-	-	19
Mar. 27	1	7	-	-	16
Apr. 3	4	6	-	-	21
Apr. 10	3	5	27	-	-
Apr. 17	2	3	18	26	-
Apr. 25	6	2	-	-	-
May 1	-	3	1	-	-
May 8	-	3	4	24	-
May 15	5	7	24	-	-
May 22	6	3	27	26	-
May 29	5	3	-	25	-
	<b>FINAL</b>				
June 12	7	5	-	25	-

Faster. Higher. Stronger.



®/TM  
The Official Sports Drink  
of The Olympic Games



33% more carbs than Gatorade.

POWERADE is a registered trademark of The Coca-Cola Company. "Gatorade" is a registered trademark of the Quaker Oats Company.

# '95 ACC INDIVIDUAL STATISTICS

## EARNED RUN AVERAGE

(MINIMUM OF ONE INNING PITCHED PER TEAM'S GAME PLAYED)

PLAYER, TEAM	G	INN	H	R	ER	BB	SO	W-L	ERA
David Yocum, FSU	18	113.2	94	47	33	43	128	12-3	2.61
Jason Dawsey, Clem	19	129.1	101	53	40	45	133	11-4	2.78
Thad Chrismon, UNC	36	63.0	60	26	20	20	61	7-4	2.86
Jonathan Johnson, FSU	18	134.0	98	50	43	53	130	12-3	2.89
Charles Cruz, FSU	17	108.2	101	46	36	51	118	8-1	2.98
Kris Benson, Clem	14	78.2	75	44	28	23	79	8-3	3.20
Sean Murphy, UNC	20	112.0	91	54	40	70	125	11-4	3.21
Mark Seaver, WF	15	99.1	80	44	36	32	97	6-4	3.26
Ken Vining, Clem	22	69.0	53	29	26	25	78	4-0	3.39
Kris Wilson, GaT	18	112.0	109	57	43	35	101	8-2	3.46
Patrick Daneker, UVa	13	88.1	88	44	35	26	66	4-4	3.57
Billy Koch, Clem	16	87.0	70	45	36	37	111	7-2	3.72
Craig Starman, Duke	17	92.0	100	56	40	19	50	5-7	3.91
Corey Lee, NCS	14	61.1	58	45	27	43	75	3-3	3.96
Ethan Stein, UNC	19	75.0	86	47	35	17	52	6-4	4.20

## BATTING AVERAGE

(MINIMUM OF 75% OF TEAM'S GAME PLAYED AND 2.5 AT BATS PER GAME PLAYED)

PLAYER, TEAM	GP	AB	R	H	RBI	AVG
Tony Ellison, NCS	60	246	72	98	79	.398
Tom Sergio, NCS	60	233	70	91	33	.391
Shane Monahan, Clem	67	273	82	106	52	.388
Ryan Ritter, GaT	59	256	76	98	69	.383
Josh Rowell, UNC	50	155	32	59	27	.381
Scott Byers, GaT	56	221	57	84	59	.380
David Miller, Clem	68	271	79	103	78	.380
Dave Lardieri, WF	58	236	50	88	53	.373
Doug Mientkiewicz, FSU	69	248	75	92	80	.371
Luis Duarte, Duke	56	218	46	80	38	.367
Mike King, Duke	56	221	54	79	49	.357
Mark Melito, WF	58	223	58	79	48	.354
J.J. Thomas, GaT	57	210	57	73	46	.348
Michael Sorrow, GaT	60	236	63	82	41	.347
Gary Burnham, Clem	66	241	61	83	62	.344
Mark Fischer, GaT	57	224	50	76	56	.339
Rob Lasater, NCS	58	201	34	67	43	.333
Matt LeCroy, Clem	68	255	55	85	72	.333
Scott Zech, FSU	69	227	60	75	43	.330
Justin Counts, UVa	55	208	49	68	40	.327

## WINS

David Yocum, FSU	12
Jonathan Johnson, FSU	12
Sean Murphy, UNC	11
Jason Dawsey, Clem	11
Ross Atkins, WF	10

## STRIKEOUTS

Jason Dawsey, Clem	133
Terry Harvey, NCS	131
Jonathan Johnson, FSU	130
David Yocum, FSU	128
Sean Murphy, UNC	125

## INNINGS PITCHED

Jonathan Johnson, FSU	134.0
Jason Dawsey, Clem	129.1
Terry Harvey, NCS	120.2
David Yocum, FSU	113.2
Sean Murphy, UNC	112.0

## COMPLETE GAMES

Patrick Daneker, UVa	8
Seth Greisinger, UVa	7
Jonathan Johnson, FSU	7
Mark Seaver, WF	4
Sean Murphy, UNC	4

## APPEARANCES

Thad Chrismon, UNC	36
Scott Winchester, Clem	33
Mike Cronemeyer, NCS	29
Matt Moore, UVa	29
Phil Olson, FSU	28

## SAVES

Scott Winchester, Clem	14
Thad Chrismon, UNC	12
Tucker Barr, GaT	12
Mike Cronemeyer, NCS	8
Phil Olson, FSU	7

## SO PER 9 INNINGS

Billy Koch, Clem	11.48
Corey Lee, NCS	11.01
Matt Moore, UVa	10.61
Ken Vining, Clem	10.17
David Yocum, FSU	10.13

## HITS PER 9 INNINGS

Jonathan Johnson, FSU	6.58
Ken Vining, Clem	6.91
Jason Dawsey, Clem	7.03
Billy Koch, Clem	7.24
Mark Seaver, WF	7.25

## WALKS PER 9 INNINGS

Clayton Connor, Duke	1.67
----------------------	------

Craig Starman, Duke	1.86
Matt Roupe, NCS	2.03
Ethan Stein, UNC	2.04
Kris Benson, Clem	2.63

### OPP BATTING AVERAGE

Jonathan Johnson, FSU	201
Jason Dawsey, Clem	212
Ken Vining, Clem	213
Billy Koch, Clem	214
Mark Seaver, WF	219

### HOME RUNS

Tony Ellison, NCS	24
Ryan Ritter, GaT	20
Doug Mientkiewicz, FSU	19
Jason Kramer, WF	17
J.D. Drew, FSU	16

### RUNS BATTED IN

Doug Mientkiewicz, FSU	80
Tony Ellison, NCS	79
David Miller, Clem	78
Matt LeCroy, Clem	72
Tucker Barr, GaT	70

### RUNS SCORED

Shane Monahan, Clem	82
David Miller, Clem	79
Ryan Ritter, GaT	76
Doug Mientkiewicz, FSU	75
Tony Ellison, NCS	72

### DOUBLES

Gary Burnham, Clem	27
Scott Byers, GaT	25
Shane Monahan, Clem	22
Dave Lardieri, WF	21
Jason Kramer, WF	20

### TRIPLES

David Miller, Clem	10
Mark Fischer, GaT	7
Tom Sergio, NCS	6

Michael Sorrow, GaT	5
Shane Monahan, Clem	5

### BASEHITS

Shane Monahan, Clem	106
David Miller, Clem	103
Tony Ellison, NCS	98
Ryan Ritter, GaT	98
Doug Mientkiewicz, FSU	92

### BASE ON BALLS

Doug Mientkiewicz, FSU	60
Jeff Piscorik, Duke	54
Michael Sorrow, GaT	51
Brooks Badeaux, FSU	51
Mike Martin, FSU	51

### STOLEN BASES

Mickey Lopez, FSU	32-40
David Miller, Clem	27-32
Randy Hodges, FSU	24-32
Jeff Wagner, Md	22-29
Randy Goodroe, Duke	21-26

### SLUGGING PERCENTAGE

Tony Ellison, NCS	.756
Doug Mientkiewicz, FSU	.706
Ryan Ritter, GaT	.695
Shane Monahan, Clem	.637
Mike King, Duke	.620

### ON BASE PERCENTAGE

Doug Mientkiewicz, FSU	.490
Tom Sergio, NCS	.489
Tony Ellison, NCS	.477
Gary Burnham, Clem	.477
Josh Rowell, UNC	.473

### HOME RUNS PER GAME

Tony Ellison, NCS	0.40
-------------------	------

Ryan Ritter, GaT	0.34
Jason Kramer, WF	0.29
Doug Mientkiewicz, FSU	0.28
J.D. Drew, FSU	0.25

### RBI'S PER GAME

Tony Ellison, NCS	1.32
Tucker Barr, GaT	1.19
Ryan Ritter, GaT	1.17
Doug Mientkiewicz, FSU	1.16
David Miller, Clem	1.15

### RUNS SCORED PER GAME

Ryan Ritter, GaT	1.29
Shane Monahan, Clem	1.22
Tony Ellison, NCS	1.20
Jake Weber, NCS	1.18
Tom Sergio, NCS	1.17

### DOUBLES PER GAME

Scott Byers, GaT	0.45
Gary Burnham, Clem	0.41
Dave Lardieri, WF	0.36
Jason Kramer, WF	0.34
Shane Monahan, Clem	0.33

### TRIPLES PER GAME

David Miller, Clem	0.15
Mark Fischer, GaT	0.12
Tom Sergio, NCS	0.10
Steve Neuberger, Md	0.09
Michael Sorrow, GaT	0.08

### HITS PER GAME

Ryan Ritter, GaT	1.66
Tony Ellison, NCS	1.63
Shane Monahan, Clem	1.62
David Miller, Clem	1.53
Dave Lardieri, WF	1.52

## 1995 ALL-ACC TEAM

#### 1ST TEAM

C	Tucker Barr	So.
1B	David Miller	Jr.
2B	Tom Sergio	So.
3B	Brandon Hensley	Sr.
SS	Mark Melito	Sr.
OF	Shane Monahan	Jr.
OF	Ryan Ritter	Jr.
OF	Tony Ellison	Jr.
DH	Dave Lardieri	So.
UT	Matt Saier	Sr.
SP	Jonathan Johnson	Jr.
SP	Jason Dawsey	Jr.
RP	Scott Winchester	Jr.

Georgia Tech
Clemson
N.C. State
Georgia Tech
Wake Forest
Clemson
Georgia Tech
N.C. State
Wake Forest
Georgia Tech
Florida State
Clemson
Clemson

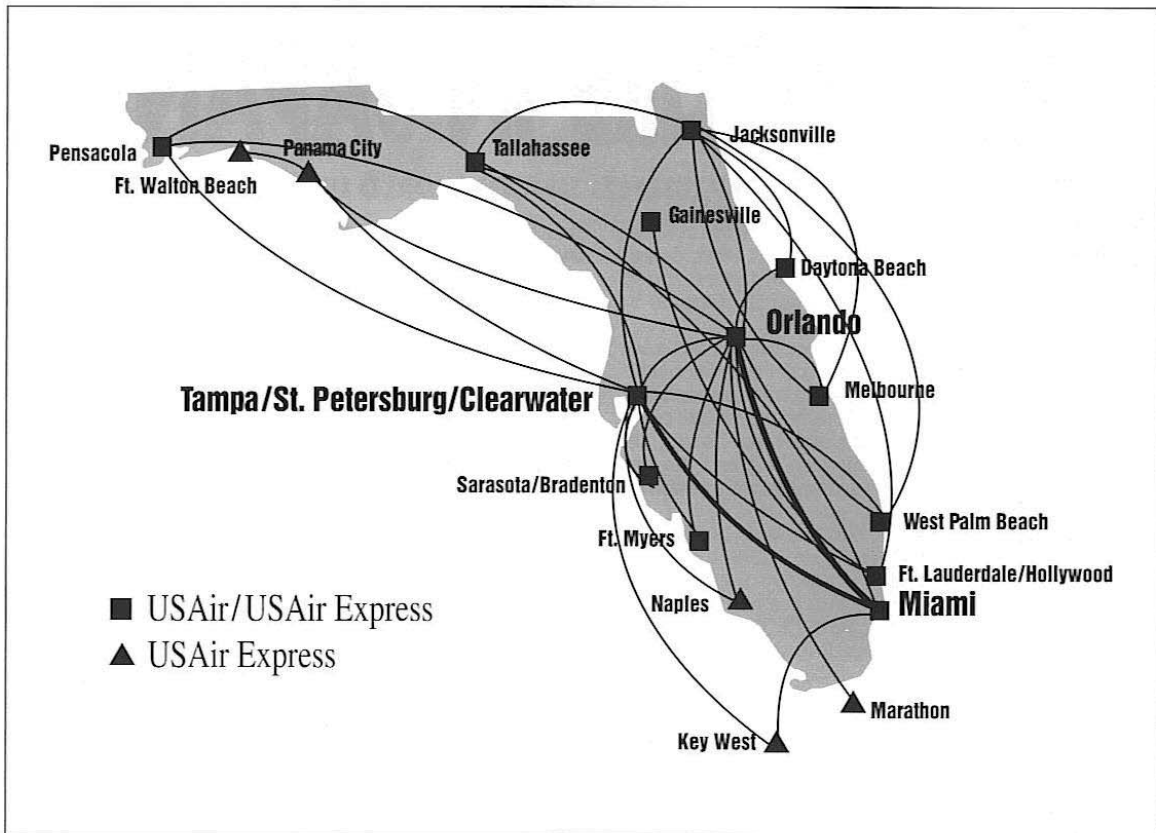
C
C
1B
2B
3B
SS
OF
OF
OF
OF
DH
UT
SP
RP
RP

Kyle Wagner
Rob Lasater
Doug Mientkiewicz
Mickey Lopez
Paul Galloway
Michael Sorrow
Randy Hodges
Luis Duarte
Jake Weber
J.J. Thomas
Justin Counts
David Yocum
Phil Olson
Thad Chrismon

#### 2ND TEAM

Wake Forest
N.C. State
Florida State
Florida State
Clemson
Georgia Tech
Florida State
Duke
N.C. State
Georgia Tech
Virginia
Florida State
Florida State
North Carolina





No other airline serves more Florida cities.

**US Air**  
**FLORIDA SHUTTLE**<sup>SM</sup>

Daytona Beach • Ft. Lauderdale/Hollywood • Ft. Myers • Ft. Walton Beach • Gainesville • Jacksonville  
 Key West • Marathon • Melbourne • Miami • Naples • Orlando • Panama City • Pensacola • Sarasota/Bradenton  
 Tallahassee • Tampa/St. Petersburg/Clearwater • West Palm Beach

US Air Reservations and Information 1-800-428-4322.

# ADVENTURE IN JAPAN

## FLORIDA STATE BASEBALL REPRESENTS USA IN WORLD UNIVERSITY GAMES

**N**ot usually known for being the "Boys of Summer", the Florida State baseball team suited up for two special weeks over the extended vacation for the 1995 World University Games in Fukuoka, Japan.

Given the opportunity to represent the United States overseas by the United States Baseball Federation, FSU head coach Mike Martin jumped at the chance to fill the holes left behind by former Seminole baseball players such as Doug Mientkiewicz and Mike Martin, Jr. FSU's travel plans to the Orient also marked the first time that the Tribe played organized ball outside of North America.

The tournament was divided into two brackets of four teams. In addition to FSU or "Team USA", the group also included Japan, China and Italy. Looking past the Tribe's tough bracket and into the medal rounds FSU could have the opportunity to play such impressive national squads like defending world champion Cuba, Mexico or Korea.

### GAME 1

Team USA got off to a great start in handing Team China a 6-4 first round loss at Heiwadei Baseball Stadium. Florida State, wearing red, white and blue uniforms, scored five runs in the bottom of the sixth inning to take the lead and the game. Chris Chavez got the win in relief of starter Scooby Morgan.

"We were lucky today and got some breaks," said Martin. "They mishandled the bunt by Jeremy (Salazar) and that led to us scoring five runs. That was the turning point in the game."

### GAME 2

On deck for a second round match up with Team USA was Team Italy led by pitcher Francesco Piretti. In a defense dominated game Matt Woodward belted a two-run smash in the top of the seventh and



THE SEMINOLES TOOK TIME OFF FOR SOME SIGHT-SEEING DURING THEIR TRIP TO JAPAN.

Brooks Badecaux singled home the winning run in the eighth as FSU rallied to defeat their Italian counterparts 3-2 at Heiwadei Baseball Stadium. Randy Choate earned the win as he gave up just two hits and struck out seven in seven innings of action.

"The key to the game for us was the outstanding pitching Randy gave us and the home run by Matt that ignited us," said Martin. "The Italians were really cooking until then. We've been lucky to win our first two games but we are excited about playing Japan. The fact that we're both undefeated adds a lot for the fans."

### GAME 3

The most anticipated match-up of the World University Games pitted Team USA and host nation Japan at the Fukuoka Dome. Over 30,000 spectators were in attendance as Japan dominated the match up winning 15-0.

Takayuki Shimizu drove in four runs and two Japanese pitchers allowed just one hit as Japan earned the win. Geoff Sprague had the only hit for Team USA.

Although they were defeated by Japan, the U.S. was able to advance to the medal round with a 2-1 record.

### GAME 4

In the semifinals against defending world champion Cuba, Team USA had the opportunity to advance to the gold medal game with a win, but dominating Cuban pitcher Pedro Luis Lazo threw the game of his life, a no-hitter en route to a 8-0 victory over Team USA at the Fukuoka Dome.

"That was the best pitcher I've seen in 21 years of coaching college baseball," said Martin. "It was beautiful. The way he pitched today, he's in a league of his own."

### GAME 5

The loss to Cuba sent Team USA to the bronze medal game against Team Japan, who lost earlier to Korea. Team USA played well with J.D. Drew hitting a towering home run, but the over-powering pitching by Team Japan held off the U.S. 8-5.

Following the Games, the U.S. players had the opportunity to tour Japan with Bullet Train rides to Nagasaki and Hiroshima, the sites of the World War II atomic bombings.

What the players and coaches experienced on their adventure was truly a once in a lifetime event. In the two weeks the Seminole baseball squad spent in Japan, they not only played great competition, but were able to interact with athletes from foreign nations in the Athlete's Village, as well as soaking in the local culture. ♠