

'96 FSU BASEBALL

'96 FSU BASEBALL

'96 FSU BASEBALL

'96 FSU BASEBALL

'96 FSU BASEBALL

'96 FSU BASEBALL

'96 FSU BASEBALL




'95

RECORDS

1995 RECORDS



'96 FSU BASEBALL



'96 FSU BASEBALL

FSU RECORDS

TEAM RECORDS

GAMES

GAMES PLAYED

Most in Season: 84, 1984
Fewest in Season: 17, 1948

VICTORIES

Most in Season: 61, 1986 (61-13)
Fewest in Season: 9, 1948 (9-8)

WINNING PERCENTAGE

Highest in Season: .854, 1968 (35-6)
Lowest in Season: .529, 1948 (9-8)

WINNING STREAK

Longest: 22, 1991 (March 2 - 30)

LOSING STREAK

Longest in Season: 5, 1974, 1985 and 1994

ATTENDANCE

Single Home Game: 6,145 vs. Miami, 1986
3-game series: 17,811 vs. Miami, 1991
2-game series: 10,431 vs. Florida, 1994
Single Season: 118,897, 1986 (45 dates)
Single Season, all games: 231,511, 1986 (68 dates, World Series included)

SHUTOUTS

Fewest Times Shutout in Season: 0, 1985 (82 games) and other years with fewer games
Most Times Shutout in Season: 5, 1974, 1992 and 1994
Longest Streak Without Being Shutout: 336, 1984-1988
Most Recorded in Season: 15, 1970 (59 games) and 1975 (59 games)
Most Consecutive in Season: 4, 1970 and 1973
Most Consecutive Scoreless Innings: 40, 1973

EXTRA INNING GAMES

Most in Season: 7, 1995
Longest Game: 15 innings, several times

BATTING

AT BATS

Most in Game: 61, vs. Georgia State, 1992
Both Teams: 107, vs. Hawaii, 1977 (FS 53, H 54)
Most in Season: 2,872, 1985 (82 games)
Fewest in Season: 752, 1951 (18 games)
Most Plate Appearances in Inning: 21, vs. Georgia State, 1992

RUNS

Most in Inning: 16, vs. Cleveland State, 1982; vs. Georgia State, 1992

Most in Game: 36, vs. Georgia State, 1992

Most Allowed in Game: 24, Clemson, 1959

Most Combined: 43, vs. Georgia State, 1992 (FS 36, GS 7)

Largest Winning Margin: 29, vs. Georgia State, 1992 (FS 36, GS 7)

Largest Losing Margin: 22, vs. Clemson, 1959 (C 24, FS 2)

Most in Season: 752, 1982

Most Allowed in Season: 464, 1984

Fewest in Season: 101, 1948 (17 games)

Fewest Allowed in Season: 72, 1952 (21 games)

HITS

Most in Inning: 15, vs. Georgia State, 1992

Most Allowed in Inning: 8, South Florida, 1974; Cincinnati, 1991

Most Consecutive Hits: 7, vs. Memphis State, May 14, 1988; vs. Georgia State, May 15, 1992

Most in Game: 36, vs. Georgia State, 1992 (5/15)

Most Allowed in Game: 23, Nevada-Las Vegas, 1978

Most in Season: 947, 1985 (82 games)

Most Allowed in Season: 756, 1984 (84 games)

Fewest in Season: 186, 1952 (21 games)

Fewest Allowed in Season: 130, 1952 (21 games)

DOUBLES

Most in Game: 8, vs. Brooklyn College, 1980; vs. Tulane, 1990 (4/8); vs. Georgia State, 1992 (5/15)

Most Allowed in Game: 6, several times

Most Combined: 10, vs. Cleveland State, 1982 (FS 5, CS 5); vs. Virginia Tech, 1989 (FS 5, VT 5); vs. Tulane, 1990 (4/8, FS 8, TU 2)

Most in Season: 182, 1990 (72 games)

Most Allowed in Season: 133, 1984 (84 games)

Fewest in Season: 24, 1951 (18 games)

Fewest Allowed in Season: 19, 1951 (18 games)

TRIPLES

Most in Game: 5, vs. Western Kentucky, 1968; vs. Georgia State, 1982

Most Allowed in Game: 3, several times

Most Combined: 5, vs. Western Kentucky, 1968 (FS 5, WK 0); vs. Georgia State, 1982 (FS 5, GS 0)

Most in Season: 35, 1969 (52 games) and 1972 (68 games)

HOME RUNS

Most in Game: 7, vs. Missouri-Rolla, 1980; vs. Georgia State, 1982

Most Allowed in Game: 6, Southern

Miss, 1986

Most Combined: 9, vs. Cincinnati, 1991 (5/12, FS 6, UC 3)

Most in Season: 146, 1985 (82 games)

Most Allowed in Season: 82, 1984 (84 games)

Fewest in Season: 3, 1954 (21 games)

Fewest Allowed in Season: 4, 1951 (18 games)

Most Grandslams: 7, 1984 (84 games)

TOTAL BASES

Most in Game: 54, vs. Georgia State, 1992

Most Combined: 75, vs. Georgia State, 1982 (FS 51, GS 24)

Most in Season: 1,580, 1985 (82 games)

Fewest in Season: 250, 1952 (21 games)

SLUGGING PERCENTAGE

Highest in Season: .568, 1982 (74 games)

RUNS BATTED IN

Most in Game: 34, vs. Georgia State, 1992

Most Combined: 40, vs. Georgia State, 1992 (FS 34, GS 6)

Most in Season: 698, 1985 (82 games)

BASE ON BALLS

Most in Game: 20, vs. Cleveland State, 1982

Most Allowed: 18, Stetson, 1976

Most Combined: 26, vs. Valdosta State, 1980 (FS 10, VS 16)

Most in Season: 555, 1984

Most Allowed in Season: 340, 1972 (68 games)

Fewest in Season: 93, 1955 (22 games)

STRIKEOUTS

Most in Game: 18, vs. Georgia, 1968

Most Combined: 29, vs. Georgia, 1968 (FS 18, G 11); vs. Georgia Southern, 1970 (GS 16, FS 13)

Most in Season: 520, 1984 (84 games)

Fewest in Season: 93, 1955 (22 games)

BATTING AVERAGE

Highest in Season: .337, 1980 (63 games)

Highest Allowed in Season: .281, 1980 (63 games)

Lowest in Season: .237, 1967 (46 games)

Lowest Allowed in Season: .186, 1970 (59 games)

STOLEN BASES

Most in Game: 11, vs. Stetson, 1957; vs. Richmond, 1986; vs. Virginia, 1994

Most Allowed in Game: 13, Stetson, 1973

Most Combined: 13, vs. Stetson, 1973 (FS 0, S 13)

Most in Season: 232, 1987 (73 games)

Most Allowed in Season: 98, 1984 (84 games)

Fewest in Season: 20, 1954 (21 games)
Fewest Allowed in Season: 7, 1962 (28 games) and 1968 (41 games)

DEFENSE

PUTOUTS

Most in Season: 2,212, 1984 (84 games)

ASSISTS

Most in Season: 1,126, 1984 (84 games)
Most in Season: 226, 1960 (22 games)

ERRORS

Most in Game: 9, vs. Valdosta State, 1988

Most in Game by Opponent: 8, several times, latest Virginia Tech, 1990 (5/10)

Most Combined: 12, vs. Georgia State, 1984 (FS 4, GS 8); vs. Valdosta State, 1988 (FS 9, VS 3); Virginia Tech, 1990 (5/10, FS 4, VT 8)

Most in Season: 167, 1984 (84 games)
Most by Opponent in Season: 184, 1984 (84 games)

FIELDING AVERAGE

Highest in Season: .973, 1994 (75 games)

Lowest in Season: .915, 1959 (33 games)

DOUBLE PLAYS

Most in Game: 5, vs. Miami, 1995 (6/4)

Most in Season: 95, 1984 (33 games)

PITCHING

PITCHING APPEARANCES

Most in Game: 7, vs. Georgia, 1982
Most in Season: 223, 1984 (84 games)

COMPLETE GAMES

Most in Season: 27, 1969 (52 games)

INNINGS PITCHED

Most in Season: 738, 1984 (84 games)
Most by Opponent: 717, 1984 (84 games)

SAVES

Most in Season: 29, 1990 (72 games)

NO-HITTERS

Most in Season: 2, 1968 (41 games)

ONE-HITTERS

Most in Season: 6, 1970 (59 games)

TWO-HITTERS

Most in Season: 6, 1970 (59 games) and 1976 (56 games)

EARNED RUNS

Most Allowed in Season: 367, 1984 (84 games)

EARNED RUN AVERAGE

Highest in Season: 4.48, 1984 (84 games)

Lowest in Season: 1.49, 1970 (59 games)

STRIKEOUTS

Most Recorded in Game: 25, vs. Furman, 1956

Most Recorded in Season: 718, 1986 (74 games)

Fewest Recorded in Season: 126, 1954 (21 games)

INDIVIDUAL RECORDS

GAMES

GAMES PLAYED

Most in Season: 84, Paul Sorrento, 1984; Frank Fazzini, 1984

Most in Career: 279, Mike Yastrzemski, 1980-83; Barry Blackwell, 1985-88
Consecutively in Season: 85, Frank Fazzini, 1984

Consecutively in Career: 235, Link Jarrett, 1991-94

BATTING

BATTING AVERAGE

Highest in Season: (0-125 at bats) .436, Bob Clem, 1959; (126-199 at bats) .399, Mike Augustine, 1963; (222-250 at bats) .409, Mike Fuentes, 1980; (250+ at bats) .413, Frank Fazzini, 1985

Highest in Career: (100-600 at bats) .410, Bob Clem, 1959-60; (600+ at bats) .373, Mike Fuentes, 1978-81

SLUGGING PERCENTAGE

Highest in Season: .875, Jeff Ledbetter, 1982 (273 TB/312 AB)

Highest in Career: .727, Jeff Ledbetter, 1979-82 (704 TB/968 AB)

AT BATS

Most in Game: 7, several players, latest Doug Mientkiewicz at Miami, 1995

Most in Season: 357, Luis Alicea, 1985
Most in Career: 989, Link Jarrett, 1991-94

RUNS SCORED

Most in Game: 6, Mark Gilbert vs. Ohio State, 1978; Luis Alicea vs. Georgia State, 1984

Most in Season: 109, Frank Fazzini, 1985

Most in Career: 285, Jeff Ledbetter, 1979-82

HITS

Most in Inning: 2, many players, last by Mickey Lopez vs. North Carolina, 1995 (5/20)

Most in Game: 6, Luis Alicea vs. Southern Miss, 1985

Most in Season: 137, Frank Fazzini, 1985

Most in Career: 335, Jeff Ledbetter, 1979-82

Most Consecutive Hits: 9, Donny Erickson, 1988

Most Consecutive Times on Base: 13, Paul Sorrento, 1985

Hitting Streak: 28, Brad Parker, 1988

DOUBLES

Most in Game: 4, Joe Licata vs. Georgia State, 1981

Most in Season: 29, Don DeLoach, 1980

Most in Career: 65, Link Jarrett, 1991-94

TRIPLES

Most in Game: 2, by 10 players, latest Jeremy Morris vs. Troy State, 1995

Most in Season: 9, Dick Gold, 1969; Luis Alicea, 1985

Most in Career: 19, Luis Alicea, 1984-86

HOME RUNS

Most in Game: 4, Jeff Ledbetter vs. Georgia State, 1982

Most in Season: 42, Jeff Ledbetter, 1982

Most in Career: 97, Jeff Ledbetter, 1979-82

Grandslams in Game: 2, Craig Patterson vs. Wright State, 1979

Grandslams in Season: 2, many players, latest Ty Mueller, 1993

Grandslams in Career: 4, Ty Mueller, 1989-93

RUNS BATTED IN

Most in Game: 9, Mike Fuentes vs. Jacksonville, 1979; Luis Alicea vs. Southern Miss, 1985

Most in Season: 124, Jeff Ledbetter, 1982

Most in Career: 346, Jeff Ledbetter, 1979-82

TOTAL BASES

Most in Game: 17, Jeff Ledbetter vs. Georgia State, 1982

Most in Season: 273, Jeff Ledbetter, 1982

Most in Career: 704, Jeff Ledbetter, 1979-82

STOLEN BASES

Most in Game: 6, Chip Bifano vs. Kearney State, 1977

Most in Season: 51, Edwin Alicea, 1988

Most in Career: 98, Jose Marzan, 1984-87

HIT BY PITCHES

Most in Game: 3, Mark Barineau, 1982

Most in Season: 14, Kenny Felder, 1991

Most in Career: 31, Mark Barineau, 1981-83

BASE ON BALLS

Most in Game: 5, four players, most recently by Lionel Martinez vs. Virginia Tech, 1980

Most in Season: 80, Lionel Martinez, 1982

Most in Career: 195, Paul Sorrento, 1984-86

STRIKEOUTS

Most in Games: 5, Dick Nichols vs. Georgia Southern, 1970; Dick Nichols vs. Southern Cal, 1970; and Ed Fulton vs. South Florida, 1986

Most in Season: 74, Frank Fazzini, 1984; Kenny Felder, 1991

Most in Career: 184, Ty Mueller, 1989-93

Toughest to Strikeout in a Season (75 AB Min.): 1, Billy "Cooter" Mills, 1954

DEFENSE

PUTOUTS

Most in Season: 659, Doug Mienikiewicz, 1994
Most in Career: 1,595, Pedro Grifol, 1989-91

ASSISTS

Most in Season: 254, Luis Alicea, 1984
Most in Career: 802, Link Jarrett, 1991-94

PITCHING

PITCHING APPEARANCES

Most in Season: 40, Bruce Tanner, 1983
Most in Career: 113, Ricky Kimball, 1988-91

STARTS

Most in Season: 24, Mike Loynd, 1986
Most in Career: 78, Doug Little, 1983-86

RELIEF APPEARANCES

Most in Season: 40, Bruce Tanner, 1983
Most in Career: 92, Ricky Kimball, 1988-91

COMPLETE GAMES

Most in Season: 12, Brooks Carey, 1978 (15 starts); Danny O'Brien, 1975 (17 starts)
Most in Career: 23, Wayne Vincent, 1966-68

INNINGS PITCHED

Most in Season: 164.2, Mike Loynd, 1986
Most in Career: 549, Doug Little, 1983-86

SAVES

Most in Season: 18, Mac Scarce, 1970
Most in Career: 32, Ricky Kimball, 1988-91

VICTORIES

Most in Season: 20, Mike Loynd, 1986
Most in Career: 49, Doug Little, 1983-86
Consecutive in Season: 17, Mike Loynd, 1986
Consecutive in Career: 18, Larry Jones, 1974-75

LOSSES

Fewest in Season: 0, Gene Ammann, 1970 (15-0)
Fewest in Career (20+ decisions): 2, Gene Ammann, 1968-72 (31-2)

HOME RUNS ALLOWED

Most in Season: 19, Doug Little, 1984
Most in Career: 49, Doug Little, 1983-86

STRIKEOUTS RECORDED

Most in Game: 24, Tony Avitable vs. Furman, 1956
Most in Season: 223, Mike Loynd, 1986
Most in Career: 520, Richie Lewis,

1985-87 (392.2 IP)

BASE ON BALLS

Most in Season: 72, Dave Fernald, 1972 (105.2 IP); Richie Lewis, 1986 (127.2 IP)
Most in Career: 236, Larry Jones, 1974-77 (300 IP)

EARNED RUN AVERAGE

Lowest in Season (30+ innings): 0.66, Gene Ammann, 1970 (10 ER/137 IP)
Lowest in Career (100+ innings): 1.45, Wayne Vincent, 1966-68 (58 ER/292 IP)
Highest in Season (30+ innings): 8.62, Al Ashmont, 1985 (30 ER/31 IP)

RUNS ALLOWED

Fewest in Season: 18, Steve Mastin, 1968 (107 IP); Bruce Tanner, 1983 (66.1 IP)
Most in Season: 95, Doug Little, 1984
Most in Career: 287, Doug Little, 1983-86 (549 IP)


EARNED RUNS ALLOWED

Fewest in Season (30+ innings): 5, Phil Olson, 1995 (37.2 IP)
Most in Season (30+ innings): 79, Doug Little, 1984 (161.1 IP)
Most in Career (100+ innings): 211, Doug Little, 1983-86 (549 IP)

HITS ALLOWED

Fewest in Season: 13, Mac Scarce, 1971 (33.1 IP)

Most in Season: 167, Doug Little, 1984 (161.1 IP)
Most in Career: 533, Doug Little, 1983-86 (549 IP)



RICHE LEWIS OWNS FSU'S CAREER STRIKEOUT RECORD.

ALL-TIME CONFERENCE TOURNAMENTS

METRO CONFERENCE

YEAR	SITE	CHAMPION	OUTSTANDING PLAYER
1976	Memphis, TN	Memphis State	Ron McNeely, Memphis State
1977	Memphis, TN	Florida State	Terry Kennedy, FSU
1978	Tallahassee	Memphis State	Terry Pressgrove, Memphis State
1979	Tallahassee	Tulane	Ken Francingues, Tulane
1980	Tallahassee	Florida State	Mike Fuentes, FSU
1981	Tallahassee	Florida State	Mike Fuentes, FSU
1982	Tallahassee	Tulane	Eric Lane, Tulane
1983	Tallahassee	Florida State	Danny Dowell, FSU
1984	Tallahassee	Florida State	Jody Reed, FSU
1985	Tallahassee	Florida State	Richie Lewis, FSU
1986	Tallahassee	Florida State	Mike Loynd, FSU
1987	Columbia, SC	Florida State	Ed Porcelli, FSU
1988	Tallahassee	Florida State	Edwin Alicea, FSU
1989	Columbia, SC	Florida State	Sedgwick McCollum, S. Miss
1990	Hattiesburg, MS	Florida State	Allen Bevis, FSU
1991*	Salem, VA	Florida State Southern Miss	Ty Mueller, FSU

ATLANTIC COAST CONFERENCE

1992	Greenville, SC	Clemson	Matt Donahue, N.C. State
1993	Greenville, SC	N.C. State	Jeff Morris, Clemson
1994	Greenville, SC	Clemson	Shane Monahan, Clemson
1995	Greenville, SC	Florida State	Jonathan Johnson, FSU

*Title game rained out. FSU and USM declared co-champions.

YEAR-BY-YEAR BATTING CHAMPIONS

YEAR	BATTER	AVG	H	AB
1948	Jack Wilson	.298	20	67
1950	Ron Melton	.361	30	83
1951	Lee Bailey	.352	32	91
1952	Ralph Blinn	.317	20	63
1953	Billy "Cooter" Mills	.319	29	91
1954	Billy "Cooter" Mills	.368	32	87
1955	Jim SeEVERS	.415	27	65
1956	Dick Howser	.415	27	65
1957	Dick Howser	.364	32	88
1958	Owen McCarron	.365	35	96
1959	Bob Clem	.436	44	101
1960	Bob Clem	.383	36	94
1961	Jack Dull	.370	40	108
1962	Woody Woodward	.365	54	148
1963	Mike Augustine	.399	65	163
1964	Ken Suarez	.404	44	109
1965	Gary Nichols	.333	29	87
1966	Gary Sprague	.369	74	195
1967	Bob Canty	.340	18	53
1968	Mike Easom	.386	56	145
1969	Dick Nichols	.336	45	138
1970	Dick Nichols	.338	80	237
1971	Ron Cash	.352	58	165
1972	Tom Rosa	.338	69	204
1973	Tom Rosa	.317	66	208
1974	Juan Bonilla	.351	82	232
1975	Steve Tebbetts	.374	76	203
1976	Joe Hicks	.391	45	115
1977	Carlos Lezcano	.346	63	182
1978	Blaine McDonald	.393	79	201
1979	Craig Patterson	.397	95	239
1980	Mike Fuentes	.408	95	232
1981	Mike Fuentes	.353	106	300
1982	Jeff Ledbetter	.381	119	312
1983	Frank Fazzini	.366	86	235
1984	Paul Sorrento	.349	103	295
1985	Frank Fazzini	.413	137	332
1986	Luis Alicea	.392	112	286
1987	Marc Giordano	.382	47	123
1988	Barry Blackwell	.348	79	227
1989	Bob Reboin	.333	67	190
1990	Rob Bargas	.376	79	210
1991	Eduardo Perez	.370	105	284
1992	Link Jarrett	.325	81	249
1993	Doug Mientkiewicz	.327	67	205
1994	Doug Mientkiewicz	.344	90	262
1995	Doug Mientkiewicz	.371	92	248

CAREER RBI LEADERS

	PLAYER	YEARS	RBI
1.	Jeff Ledbetter	1979-82	346
2.	Frank Fazzini	1983-85	270
3.	Mike Fuentes	1978-81	257
4.	Mike Yastrzemski	1980-83	223
5.	Paul Sorrento	1984-86	222
6.	Jimmy Jones	1982-85	198
7.	Luis Alicea	1984-86	193
8.	Jose Marzan	1984-87	192
9.	Ed Fulton	1985-87	190
	Doug Mientkiewicz	1993-95	190
11.	Rick Figuero	1980-83	188
12.	Barry Blackwell	1985-88	187

13.	Chris Roberts	1990-92	175
14.	Pedro Grifol	1989-91	163
15.	Juan Bonilla	1974-77	150

HOME RUN LEADERS

	PLAYER	YEARS	HR
1.	Jeff Ledbetter	1979-82	97
2.	Frank Fazzini	1983-85	79
3.	Mike Fuentes	1978-81	64
4.	Paul Sorrento	1984-86	48
5.	Ed Fulton	1985-87	45
6.	Jimmy Jones	1982-85	41
7.	Mike Yastrzemski	1980-83	40
8.	Chris Cawthon	1981-82	36
9.	Jose Marzan	1984-87	35
	Doug Mientkiewicz	1993-95	35

SINGLE-SEASON RBI LEADERS

	PLAYER	RBI	SEASON
1.	Jeff Ledbetter	124	1982
2.	Frank Fazzini	118	1985
3.	Mike Fuentes	106	1981
4.	Chris Cawthon	103	1982
5.	Jeff Ledbetter	95	1981
6.	Joe Licata	91	1981
7.	Frank Fazzini	89	1984
8.	Don DeLoach	87	1982
9.	Paul Sorrento	86	1986
10.	Mike Fuentes	83	1980
11.	Pedro Grifol	80	1991
	Doug Mientkiewicz	80	1995
13.	Ed Fulton	78	1986
14.	Chris Roberts	77	1991
15.	Jim Weaver	75	1980

HOME RUN LEADERS

	PLAYER	HR	SEASON
1.	Jeff Ledbetter	42	1982
2.	Frank Fazzini	33	1985
3.	Frank Fazzini	29	1984
4.	Mike Fuentes	27	1981
5.	Chris Cawthon	26	1982
6.	Jeff Ledbetter	23	1981
7.	Paul Sorrento	22	1986
8.	Terry Kennedy	21	1976
	Mike Fuentes	21	1980
	Jimmy Jones	21	1985
11.	Jeff Ledbetter	19	1980
	Ed Fulton	19	1987
	Doug Mientkiewicz	19	1995
14.	Jim Weaver	18	1980
	Mark Lacy	18	1982

NO HITTERS

- 1958-Frank Slusser vs. Miami (18-0)
- 1967-Wayne Vincent vs. Georgia Southern (7-0)
- 1968-Jeff Hill vs. Springfield (18-0)
- 1968-Gene Ammann and Lin Garrett vs. Wake Forest (3-0)
- 1970-Gene Ammann vs. South Florida (7-0)
- 1977-Mike McLeod vs. Oliver (23-0)
- 1988-Jerry Nielsen vs. Baptist (7-0)

YEAR-BY-YEAR RECORDS

YEAR	COACH	CAPTAINS	W	L	T	RUNS	OPP	BA	OPP
1948	Charlie Armstrong	Ron Nettles	9	8	0	101	121	NA	NA
1949	Charlie Armstrong	Sam Cox	11	8	0	126	103	NA	NA
1950	Charlie Armstrong	Bob Trowbridge	13	7	0	122	104	NA	NA
1951	Charlie Armstrong	Augie Pompelia	16	6	0	161	97	.292	.234
1952	Ralph Matherly	Bob Trowbridge	17	4	0	158	72	.266	.188
1953	Ralph Matherly	Billy "Cooter" Mills	13	10	1	156	254	NA	NA
1954	Ralph Matherly	Bob Hudson	13	8	0	164	102	.269	NA
1955	Danny Litwhiler	Billy Campbell, Bob Hudson	17	6	0	189	98	.321	NA
1956	Danny Litwhiler	Max Long	25	7	0	244	121	.295	NA
1957	Danny Litwhiler	Carlee Hendrix	22	9	0	232	120	.297	NA
1958	Danny Litwhiler	Dick Howser	20	7	0	198	104	.295	.208
1959	Danny Litwhiler	Dale Koch	22	11	0	258	166	.282	.231
1960	Danny Litwhiler	Ray Bazzell	13	9	0	183	136	.313	.254
1961	Danny Litwhiler	Frank Davis, Jack Dull	21	7	0	203	238	.301	.256
1962	Danny Litwhiler	Ray McShane, Bob Madison	23	14	0	254	221	.296	.258
1963	Danny Litwhiler	Al Beccaccio	26	13	0	250	151	.278	.213
1964	Fred Hatfield	Jim Reed	23	13	0	244	171	.273	.247
1965	Fred Hatfield	Gerry Chmielewski	32	11	1	305	179	.281	.253
1966	Fred Hatfield	Dick Fernandez	39	13	0	417	192	.294	.214
1967	Fred Hatfield	Roy Mewbourne	32	14	0	214	155	.234	.220
1968	Fred Hatfield	Chuck Cone, Bob Canty	35	6	0	291	120	.284	.215
1969	Jack Stallings	Dick Gold, Mike Easom	38	13	1	303	158	.273	.219
1970	Jack Stallings	Dick Nichols	49	9	1	261	144	.277	.186
1971	Jack Stallings	Harry Saferight, Ron Cash	41	16	0	341	208	.282	.208
1972	Jack Stallings	Ken Doria, Mike Scarce	45	23	0	473	325	.291	.251
1973	Jack Stallings	John Librandi, Denny Williams	38	21	0	331	218	.239	.218
1974	Jack Stallings	Randy Davidson	37	25	0	320	269	.268	.232
1975	Woody Woodward	Randy Davidson	49	10	0	371	162	.300	.198
1976	Woody Woodward	Craig Eaton	40	16	0	467	228	.302	.210
1977	Woody Woodward	Larry Jones	37	13	0	459	375	.271	.231
1978	Woody Woodward	Brooks Carey, Greg Jones	44	18	0	457	303	.309	.269
1979	Dick Howser	Craig Patterson	43	17	1	494	272	.319	.277
1980	Mike Martin	Don DeLoach, Craig Ramsey	51	12	0	630	306	.327	.281
1981	Mike Martin	Mike Fuentes, Rick Hatcher	56	23	0	638	407	.303	.273
1982	Mike Martin	Jeff Ledbetter	56	17	1	752	375	.327	.243
1983	Mike Martin	Mike Yastrzanski, Rick Figueredo	55	18	1	737	574	.302	.243
1984	Mike Martin	Jody Reed, Jeff Gray	55	29	0	644	464	.291	.265
1985	Mike Martin	Frank Pazzini, Jimmy Jones	59	23	0	786	406	.330	.245
1986	Mike Martin	Luis Alicea, Doug Little, Mike Loynd	61	13	0	655	333	.325	.244
1987	Mike Martin	Ed Fulton, Jose Marzan	55	18	0	579	319	.307	.241
1988	Mike Martin	Barry Blackwell, Edwin Alicea	50	18	1	568	309	.302	.257
1989	Mike Martin	Clyde Keller	54	18	0	513	275	.290	.232
1990	Mike Martin	Marc Ronan, Gar Finnvoid	57	15	0	555	290	.306	.263
1991	Mike Martin	Pedro Grifol, Eduardo Perez, Ricky Kimball	57	14	0	543	273	.298	.241
1992	Mike Martin	Chris Roberts, Nandy Serrano, Roger Bailey	49	21	0	472	267	.300	.230
1993	Mike Martin	Ty Mueller, John Wasdin	46	19	0	424	229	.280	.237
1994	Mike Martin	Link Jarrett, Jack Niles	53	22	0	508	271	.296	.233
1995	Mike Martin	Randy Hodges, Mike Martin, Jr. Doug Mientkiewicz	53	16	0	561	249	.293	.226

SEMINOLE AWARD WINNERS

FSU ALL-AMERICANS

(First Team unless otherwise indicated.)

YEAR	PLAYER, POS.	TEAMS MADE
1957	Dick Howser, SS	ABCA
1958	Dick Howser, SS	ABCA
1959	Bob Clem, 2B	ABCA (2)
1961	Jack Dull, 2B	ABCA (3)
1962	Buddy Teagle, C	ABCA
1963	Mike Augustine, OF	ABCA
	Woody Woodward, SS	ABCA (3)
1964	Ken Suarez, C	ABCA
1966	Jim Lyttle, OF	ABCA, TSN
1967	Gary Sprague, SS	TSN (2)
1968	Tom Cook, C	ABCA (3)
1969	Dick Gold, 2B	ABCA, TSN (HM)
1970	Dick Nichols, 2B	TSN, ABCA (2)
	Johnny Grubb, OF	TSN (HM)
	Ron Cash, 3B	TSN (HM)
	Pat Osburn, P	TSN (HM)
1972	John Librandi, OF	ABCA (3)
1975	Danny O'Brien, P	ABCA (3)
	Randy Davidson, OF	ABCA (3)
	Steve Tebbetts, OF	TSN (HM)
	Jim Busby, OF	TSN (HM)
1976	Terry Kennedy, C	TSN
	Guillermo Bonilla, 3B	ABCA
1977	Terry Kennedy, C	TSN
1978	Blane McDonald, C	ABCA (2)
1979	Craig Patterson, 2B	ABCA (2)
1980	Mike Fuentes, OF	ABCA, TSN (2)
	Jim Weaver, OF	TSN
1981	Mike Fuentes, OF	ABCA, BA, TSN (2)
	Jeff Ledbetter, DH	TSN, BA (2)
1982	Jeff Ledbetter, OF	ABCA, BA, TSN
1983	Frank Fazzini, OF	BA (FR)
	Doug Little, P	BA (FR)
1984	Frank Fazzini, OF	BA (3)
	Paul Sorrento, OF	BA (FR)
	Luis Alicea, 2B	BA (FR)
	Ray Revak, P	BA (FR-2)
1985	Frank Fazzini, OF	ABCA, BA, TSN (2)
	Doug Little, P	BA (2), ABCA (3)
	Luis Alicea, 2B	BA (3)
	Richie Lewis, P	BA (FR)
	Barry Blackwell, C	BA (FR)
1986	Luis Alicea, 2B	BA, TSN, ABCA (2)
	Mike Loynd, P	ABCA, BA
	Richie Lewis, P	BA
	Bien Figuerola, SS	BA (2)
	Paul Sorrento, OF	BA (2)

1987	Richie Lewis, P	BA, TSN, ABCA (2)
	Ed Fulton, C	BA (3), ABCA (3)
1988	Ricky Kimball, P	BA (FR)
1989	Allen Bevis, 2B	BA (FR-2)
	Pedro Grifol, C	BA (FR-2)
1990	Brad Gregory, P	ABCA (2)
	Gar Finnvoid, P	BA (2)
	Marc Ronan, P	BA (2)
	Roger Bailey, P	BA (FR-2)
	Chris Roberts, OF	BA (FR-2)
1991	Pedro Grifol, C	ABCA, BA
	Eduardo Perez, 1B	ABCA (2), BA (3)
	Chris Roberts, OF	BA (3)
1992	Chris Roberts, OF	BA, ABCA (2)
	Roger Bailey, P	BA (2), ABCA (3)
1993	Link Jarrett, SS	NCBWA (2)
	Doug Mienkiewicz, 1B	NCBWA (3), BA (FR-2)
	Jonathan Johnson, P	CB (FR), BA (FR), CB (3)
	Mickey Lopez, 3B	CB (FR-HM)
1994	Link Jarrett, SS	NCBWA (2)
	Jonathan Johnson, P	NCBWA (2), CB (3), BA (3)
	Mike Martin, C	NCBWA (2)
	Doug Mientkiewicz, 1B	NCBWA (2)
	Jeremy Morris, LF	CB (FR-HM)
	Paul Wilson, P	BA, NCBWA, CB (2)
1995	Jonathan Johnson, P	BA, CB (2)
	David Yocum, OF	BA (2), CB (3)
	J.D. Drew, OF	CB (FR), BA (FR)

KEY: ABCA-American Baseball Coaches Association, BA-Baseball America, TSN-The Sporting News, FR-Freshman All-America Team, NCBWA-National Collegiate Baseball Writers Association, HM-Honorable Mention, CB-Collegiate Baseball.

ACADEMIC ALL-AMERICANS

Selected by the

College Sports Information Directors of America.

Greg Gromek, SS	1970-71
Carl Gromek, P	1970
Danny O'Brien, P	1975
Tommy Zoeller, 1B	1985
Gar Finnvoid, P	1989

FLORIDA STATE'S FIRST TEAM ALL-AMERICANS

DICK HOWSER 1957-58



The first All-American in Florida State history, Dick Howser led FSU into the District III Playoffs each season from 1956-58, and to the District Championship in 1957. This brilliant shortstop was named All-Region in 1957 and '58 and earned All-America recognition from the ABCA both of those years. In 1956, Howser's .422 batting average set a Florida State season mark. He played professional baseball for Kansas City, Cleveland and the New York Yankees and returned to coach his alma mater to a 43-17-1 record in 1979.

BUDDY TEAGLE 1962



Buddy Teagle, the catcher for the 1962 Seminoles, was honored with ABCA All-America status after a fine offensive and defensive year. He proved to be a threat both at and behind the plate. At the plate, Teagle boasted a .325 batting average. Behind the plate, his rifle arm was a threat to all potential base stealers.

MIKE AUGUSTINE 1963



Mike Augustine is literally a Seminole success story. In the 1962 season, he never saw regular playing time until tournament time. The next season, the center-fielder broke a school record for most hits in a season with 58. This 5-9, 150-pound All-American led Florida State to the District III title and a trip to the College World Series.

KEN SUAREZ 1964



For the second time in three seasons, the Seminoles boasted an All-America catcher. In 1962, Buddy Teagle was named All-America and in 1964, Ken Suarez was named to the first team Coaches All-America team. Suarez was the leader of the 1964 Seminoles. He led the team in five offensive departments, including batting average as he hit .404.

JIM LYTTLE 1966



In 1966, Jim Lyttle was named a first team All-American by *The Sporting News* and the American Baseball Coaches Association. He was also an All-District III NCAA selection. That year, Lyttle rewrote Florida State slugging records. His 13 home runs, 51 RBIs and 131 total bases set school records that

lasted for years. He was also a fine defensive outfielder with an arm like a rifle. He played professional baseball with the Yankees, White Sox and Expos.

DICK GOLD 1969



Dick Gold, the team co-captain for the 1969 Seminoles, set many Florida State batting records. His 20 career doubles, 83 career RBIs, 151 career hits and 98 career runs either tied or surpassed the school records of the day. The nine triples he hit in 1969 remains a Florida State mark. Gold was a first team ABCA All-American and a District

III team selection.

DICK NICHOLS 1970



Dick Nichols was the leading hitter on the 1970 national runner-up Seminole team that boasted four All-Americans. His batting average of .338 was just above fellow All-American Ron Cash's .335. Nichols, the second baseman for the Tribe, was selected to the All-District III team and earned All-America recognition from *The*

Sporting News.

GUILLERMO (JUAN) BONILLA ... 1976



The third baseman for the 1976 Tribe team that went 40-16 under Head Coach Woody Woodward, Guillermo (Juan) Bonilla garnered first team All-America honors from the Coaches Association for his offensive and defensive prowess. Bonilla, a native of Rip Piedras, Puerto Rico, hit nearly .350 for the 1976 Seminoles and ranked second

only to fellow All-American Terry Kennedy in RBI and runs scored.

TERRY KENNEDY 1976-77



Swinging his big bat or crouched behind the plate, Terry Kennedy gave Florida State his best. From 1975-77, he drove in 122 runs and clouted 32 homers. His 64 RBIs, 21 home runs and .810 slugging average were school records in 1976. He earned 1976 All-Region and 1977 all-Metro honors. In both 1976 and '77, he was named a first team

All-American by *The Sporting News* and added Most Valuable Player recognition from the magazine in 1977.


JIM WEAVER 1980



Conference first team, as well as an All-American by *The Sporting News*.

Jim Weaver, the Seminole left-fielder in 1980, was second only to fellow outfielder Mike Fuentes in batting. Weaver's numbers, .372 batting average and 18 home runs, fit perfectly into a powerful hitting team which boasted five players who hit above .350. Weaver also had a team-high 28 stolen bases. He was a member of the All-Metro


MIKE FUENTES 1980-81



while leading Florida State into the 1980 College World Series. Fuentes capped a brilliant career with a senior season that included 27 home runs, 81 RBIs and a .360 average. During that year, he broke the NCAA career home run mark, finishing his career with 64.

Mike Fuentes went from being cut from the Seminole team to winning the Golden Spikes Award in 1981, symbolizing college baseball's best player. He was FSU's third two-time All-American (ABCA) and also earned first-team recognition from *Baseball America*. He became the first Seminole to hit .400 in a season when he batted .408 as a junior

JEFF LEDBETTER 1981-82



(273) and career total bases (346). Ledbetter ended an outstanding 1982 season by being named All-Metro, All-Metro Tournament, Metro Player of the Year, con-sensus All-American and *The Sporting News* and *Baseball America* Player of the Year.

Jeff Ledbetter was nicknamed "Treetops" for his monumental blasts into the pine trees behind the right-field wall at Seminole Field. Ledbetter set NCAA and FSU records in almost every offensive category, including home runs in a season (42), career home runs (97), home runs in a game (4), career RBIs (346), total bases in a season

FRANK FAZZINI 1985



member of the All-Metro Conference and All-Metro Tournament teams.

A powerful slugger, Frank Fazzini posted outstanding numbers during the 1985 season. His remarkable batting average of .413 was padded with other great statistics including 33 home runs and 118 RBIs. Fazzini's offensive skills made him a first team All-America choice by the Coaches Association and *Baseball America*, as well as a

LUIS ALICEA 1986



fielding percentage of .945. Alicea was dangerous both offensively and defensively. These skills made him an integral member of the Seminoles' College World Series runner-up team.

Florida State's second baseman in 1986, Luis Alicea literally raked in the awards. He was named to All-America teams by *The Sporting News* and *Baseball America*, was the MVP of the NCAA South II Regional Tournament and earned recognition on the College World Series All-Tournament team. With a batting average of .392 and a

MIKE LOYND 1986



out 223 of them. Because of his tremendous numbers, Loynd was a first team ABCA and *Baseball America* All-American, as well as the Metro Tournament MVP.

Pitcher Mike Loynd, who led the Seminoles to a 61-13 record and a second-place finish in the College World Series, was named the 10th recipient of the Golden Spikes Award in 1986. Loynd won the award after compiling a 20-3 record in a stellar senior season. Loynd was a master at fooling opposing batters, striking

RICHIE LEWIS 1986-1987



America All-America teams.

Richie Lewis, a pitcher from Muncie, Ind. was a fiery strikeout artist who mystified opposing batters. From 1985-87, Lewis struck out 520 batters in 392.2 innings of play. This not only remains a Seminole all-time record, but ranks second in the NCAA record book. In 1987, he was chosen to the ABCA, *The Sporting News* and *Baseball*

PEDRO GRIFOL 1991




target for Seminole pitchers. His ability to frame a pitch and provide leadership behind the plate gave his Florida State teammates a player they could look up to.


Pedro Grifol, an All-America catcher, epitomized the spirit of the 1991 College World Series squad. Always competitive, Grifol posted a .344 batting average and a near-perfect .998 fielding average. He led the squad in RBIs with 80 and in home runs with 16. Grifol, a three-year starter at catcher, proved a great

GOLDEN SPIKES AWARD

Presented annually to the top amateur baseball player in the country as selected by a special committee for the United States Baseball Federation.




MIKE FUENTES
OF, 1981




MIKE LOYND
P, 1986

THE SPORTING NEWS PLAYER OF THE YEAR

Selected by The Sporting News writers as the best collegiate player in the nation.




TERRY KENNEDY
C, 1977




JEFF LEDBETTER
OF, 1982

BASEBALL AMERICA PLAYER/ PITCHER OF THE YEAR

Selected by the writers and editors of Baseball America as the best collegiate player in the nation. Two awards given from 1981-88; combined into one Player of the Year in 1989.



JEFF LEDBETTER
OF, 1982



MIKE LOYND
P, 1986


CHRIS ROBERTS 1992



Chris Roberts, one of the highest draft picks to ever attend Florida State, was a three-year starter in the outfield and on the mound for the Seminoles from 1990-92. Roberts was a 1992 Collegiate Baseball All-American, as well as an All-ACC selection. The Middleburg, Fla. product racked up numerous awards at Florida State,

including the 1991 Metro Conference Player-of-the-Year. Roberts hit .301, smashing 32 homeruns and driving in 175 runs. As a pitcher, Roberts posted a 23-8 record with 202 strikeouts. While at Florida State, Roberts started in leftfield for the USA National Team in the summer of 1991 and again at the 1992 Olympic Games in Barcelona. Roberts was selected in the first round of the 1992 June draft, and later signed with the New York Mets.

PAUL WILSON 1994



All-American Paul Wilson made Florida State history by becoming the highest Seminole ever chosen in any professional sport draft, when the righthanded pitcher was named the first overall pick in the 1994 Major League Baseball Amateur Draft. Wilson was selected to the *Baseball America* and National Collegiate Baseball

Writers Association All-American teams, in addition to being tagged All-Atlantic Coast Conference. The Orlando native capped his FSU career by being named one of nine finalists for the Golden Spikes award, presented annually to the top amateur baseball player in the country. Wilson compiled a 27-11 record at FSU with a 2.77 ERA. Along the way he struck out 299 in 304.2 innings of work. Wilson established himself as the ace of the 1993 Team USA pitching staff, starting in nine games.

JONATHAN JOHNSON 1995



Jonathan Johnson led Florida State to its first ever Atlantic Coast Conference championship, as he was named Most Valuable Player of the 1995 tournament for his outstanding performance. Johnson, a 1995 *Baseball America* All-American, also garnered All-ACC honors. He struck out 391 batters in his career, which ranks fourth

on the all-time ACC career list. Johnson compiled a 34-5 record and 2.62 ERA in three years as a starter for the Seminoles. The native of Ocala, Fla., was also chosen as a finalist for the Golden Spikes Award, presented each year to the nation's top amateur baseball player. Johnson was the seventh pick of the 1995 June draft by the Texas Rangers.

SERIES RECORDS vs. ALL OPPONENTS

TEAM	FIRST MEETING	LAST MEETING	SERIES STANDINGS	1996 Opponents in Bold CAPS		1981	1993	1995	1995	25-2-0
				W.	L.					
Alabama	1967	1991	5-2-0	Georgia State	1981	1993	25-2-0			
Ala-Birmingham	1988	1988	1-0-0	GEORGIA TECH	1959	1995	35-15-0			
Amherst	1952	1964	7-1-0	Grambling	1985	1989	13-1-0			
Appalachian State	1993	1993	2-0-0	Harvard	1977	1994	4-3-0			
Arizona	1963	1991	5-6-0	Harwaii-Hilo	1994	1994	2-1-0			
Arizona State	1987	1995	11-4-0	Holy Cross	1970	1970	2-0-0			
Arkansas	1985	1985	0-1-0	Howard	1976	1976	1-1-0			
Armstrong State	1985	1985	2-0-0	Illinois	1956	1990	6-0-0			
Army	1975	1975	1-0-0	Indiana	1956	1956	2-0-0			
Auburn	1954	1989	59-38-0	Indiana State	1986	1986	1-0-0			
Austin Peay	1979	1987	5-0-0	Iowa	1988	1988	1-0-0			
Ball State	1984	1991	19-2-0	Ithaca	1957	1962	3-0-0			
Belmont Abbey	1969	1969	2-0-0	Jackson State	1981	1981	1-0-0			
Biscayne College	1976	1976	4-0-0	Jacksonville State	1953	1973	3-0-0			
Bowling Green	1970	1970	1-0-0	JACKSONVILLE	1964	1995	73-29-0			
Bradley	1950	1950	1-0-0	Kearney State	1977	1977	2-0-0			
Brigham Young	1994	1994	1-0-0	Kent	1992	1992	1-0-0			
Brooklyn College	1980	1980	1-0-0	Kentucky	1965	1977	6-1-0			
Brown	1971	1971	5-1-0	Kentucky Wesleyan	1968	1968	2-0-0			
California	1992	1992	1-0-0	Kenyon	1952	1952	2-0-0			
CAL ST-FULLERTON	1984	1994	4-8-0	Lafayette	1971	1990	4-0-0			
Campbellsville	1981	1981	1-0-0	Lenoir-Rhyne	1980	1980	1-0-0			
Central Florida	1985	1993	13-2-0	Lewis	1974	1974	0-3-0			
Central Michigan	1990	1994	2-0-0	Louisiana State	1955	1995	10-5-0			
Charleston Southern*	1988	1990	7-0-0	Louisville	1977	1991	17-2-0			
Chicago State	1972	1972	2-0-0	Loyola (La.)	1952	1968	10-0-0			
Cincinnati	1953	1991	23-2-0	MAINE	1988	1988	1-0-0			
CLEMSON	1958	1995	34-28-1	Marietta	1973	1977	1-1-0			
Cleveland State	1981	1982	3-0-0	MARSHALL	1978	1978	0-1-0			
COASTAL CAROLINA	1991	1995	8-0-0	MARYLAND	1965	1995	15-2-0			
College of Charleston	1992	1995	9-1-0	Memphis State	1977	1991	43-15-0			
Columbus College	1974	1976	5-0-0	MERCER	1948	1995	46-8-0			
Connecticut	1957	1957	0-1-0	Mercer-Atlanta	1974	1982	9-0-0			
Cumberland	1973	1973	2-0-0	MIAMI	1951	1995	99-78-3			
Dartmouth	1970	1970	1-0-0	Michigan	1959	1995	7-1-0			
Davidson	1954	1954	1-0-0	Michigan State	1957	1975	9-6-0			
Dayton	1980	1980	1-0-0	Middle Georgia	1948	1948	2-0-0			
Delaware	1979	1979	0-1-0	Millsaps	1949	1949	1-0-0			
DUKE	1954	1995	25-14-0	MINNESOTA	1981	1995	10-0-0			
East Carolina	1962	1987	5-3-0	Mississippi	1949	1995	7-1-0			
East Tennessee State	1978	1978	2-0-0	Mississippi College	1948	1951	13-4-0			
Eastern Illinois	1980	1980	1-0-0	Mississippi State	1964	1992	7-4-0			
Eastern Michigan	1975	1982	0-2-0	Missouri-Rolla	1980	1980	2-0-0			
Farleigh Dickinson	1973	1973	2-0-0	Monmouth	1980	1980	1-0-0			
Flagler	1980	1982	4-1-0	Morehead State	1978	1978	2-0-0			
FLORIDA	1956	1995	91-71-0	Navy	1960	1960	3-4-0			
Florida A&M	1971	1979	12-0-0	New Orleans	1980	1991	3-3-0			
FLORIDA ATLANTIC	1995	1995	3-0-0	New York University	1970	1970	2-0-0			
Florida International	1973	1991	13-5-0	Nevada-Las Vegas	1977	1984	4-8-0			
Florida Southern	1949	1974	29-13-1	Niagara	1974	1976	7-0-0			
Fresno State	1991	1991	0-1-0	NORTH CAROLINA	1956	1995	26-9-0			
Furman	1955	1994	14-1-0	UNC-Charlotte	1987	1987	2-0-0			
George Mason	1985	1988	2-0-0	NC STATE	1962	1995	14-9-0			
George Washington	1958	1959	2-0-0	UNC-ASHEVILLE	1994	1994	2-0-0			
Georgia	1951	1987	27-5-0	UNC-Wilmington	1974	1974	3-0-0			
Georgia Southern	1948	1985	95-31-0	Northeast Louisiana	1964	1964	1-0-0			
Ga Southwestern	1976	1976	3-1-0	Northern Illinois	1971	1971	1-0-0			
				Northern Iowa	1991	1993	6-0-0			
				Northern Kentucky	1980	1980	1-0-0			
				North Central	1977	1977	3-0-0			
				Notre Dame	1956	1958	3-0-0			

Oakland	1978	1979	4-0-0	Wingate	1980	1983	6-0-0
Oglethorpe	1949	1949	0-1-0	Winthrop	1993	1995	3-1-0
Ohio	1970	1974	1-1-0	Wisconsin	1955	1958	8-1-0
Ohio State	1960	1982	4-3-0	Wright State	1979	1980	3-1-0
OKLAHOMA	1982	1995	1-1-0	Yale	1957	1957	2-0-0
Oklahoma State	1986	1986	1-0-0	<i>*Formerly Baptist College</i>			
Old Dominion	1995	1995	1-0-0				
Olivet	1977	1977	2-0-0				
Otterbein	1976	1982	7-0-0				
Parsons	1967	1967	0-2-0				
Penn State	1957	1969	7-2-0				
Pittsburgh	1983	1986	13-0-0				
Purdue	1993	1993	0-1-0				
Rice	1988	1989	2-1-0				
Richmond	1972	1992	20-0-0				
Rider College	1970	1989	3-0-0				
Ripon	1981	1981	2-0-0				
Rollins	1948	1973	11-11-0				
Rose Hulman	1978	1978	4-0-0				
Rutgers	1966	1966	1-0-0				
Samford	1985	1989	16-1-0				
Santa Clara	1962	1962	1-1-0				
Savannah	1948	1948	1-1-0				
Seton Hall	1975	1975	0-1-0				
South Alabama	1969	1995	32-23-1				
South Carolina	1969	1991	18-10-0				
South Florida	1969	1993	58-15-1				
SE Louisiana	1953	1953	1-1-0				
SE Missouri State	1982	1994	3-0-0				
Southern	1982	1982	2-0-0				
SOUTHERN CAL	1963	1995	1-4-0				
Southern Illinois	1968	1970	6-1-0				
Southern Mississippi	1982	1991	37-12-0				
SW Louisiana	1976	1983	4-0-0				
Springfield	1967	1968	4-0-0				
Springhill	1966	1966	4-0-0				
St. Francis (Ill.)	1979	1979	3-1-0				
St. Joseph's	1972	1973	4-0-0				
St. Leo	1969	1979	28-3-0				
St. Louis	1965	1981	1-1-0				
St. Xavier	1982	1983	2-0-0				
Stanford	1992	1992	1-0-0				
Stetson	1949	1988	32-20-0				
Tampa	1949	1984	24-4-1				
Tennessee	1951	1974	4-3-0				
Tennessee-Martin	1979	1979	2-0-0				
Tennessee Tech	1983	1984	3-0-0				
Texas	1965	1987	2-2-0				
Texas A&M	1986	1992	1-1-0				
Troy State	1948	1995	11-2-0				
Tulane	1967	1991	38-18-1				
Union	1970	1970	5-0-0				
Valdosta State	1963	1988	22-4-1				
Valparaiso	1982	1982	1-0-0				
Vanderbilt	1972	1972	2-1-0				
VIRGINIA	1972	1995	12-2-0				
Va Commonwealth	1988	1988	1-0-0				
Va Military Institute	1990	1992	6-0-0				
Virginia Tech	1967	1991	19-4-0				
WAKE FOREST	1962	1995	29-8-0				
Washington State	1988	1988	1-0-0				
Western Carolina	1992	1992	2-1-0				
Western Kentucky	1978	1990	9-1-0				
Western Michigan	1959	1974	6-8-0				
West Florida	1981	1984	5-0-0				
West Virginia	1956	1962	3-2-0				
Wichita State	1989	1990	1-3-0				
William & Mary	1967	1967	1-0-0				
				Camp LeJeune	1949	1954	3-1-0
				Jacksonville Navy	1953	1954	2-2-0
				Pensacola Navy	1965	1965	3-0-0
				Valdosta Red Sox	1968	1968	4-0-0

OTHER AMATEUR TEAMS

Camp LeJeune	1949	1954	3-1-0
Jacksonville Navy	1953	1954	2-2-0
Pensacola Navy	1965	1965	3-0-0
Valdosta Red Sox	1968	1968	4-0-0

PROFESSIONAL EXHIBITIONS

Birmingham (AA)	1968	1968	0-3-0
Knoxville (A)	1958	1958	1-0-0
Pittsfield (AA)	1968	1968	0-3-0
Tallahassee Citizens	1951	1951	1-0-0
Tallahassee Rebels	1954	1954	1-1-0
Pawtucket (AAA)	1970	1970	0-1-0
Baltimore (AL)	1970	1970	0-1-0
New York (AL)	1978	1985	1-1-0
Atlanta (NL)	1981	1982	1-1-0
Kansas City (AL)	1988	1988	Roin
Florida (NL)	1994	1994	0-1-0

AGAINST THE ACC

Clemson	34-28-1
Duke	25-14-0
Georgia Tech	35-15-0
Maryland	15-2-0
North Carolina	26-9-0
North Carolina State	14-9-0
Virginia	12-2-0
Wake Forest	29-8-0
RECORD AGAINST ACC TEAMS	190-87-1

AGAINST STATE SCHOOLS

Biscayne (St. Thomas)	4-0-0
Central Florida	13-2-0
Flagler	4-1-0
Florida	91-71-0
Florida Atlantic	3-0-0
Florida A&M	12-0-0
Florida International	13-5-0
Florida Southern	29-13-1
Jacksonville	73-29-0
Miami	99-78-3
Rollins	11-11-0
South Florida	58-15-0
St. Leo	28-3-0
Stetson	33-20-0
Tampa	24-4-1
West Florida	5-0-0
RECORD AGAINST THE STATE	500-252-5

SEMINOLE BASEBALL HISTORY

1948 Won 9, Lost 8

6	Mississippi College	0
3	Mississippi College	13
5	Rollins	20
5	Rollins	8
6	Mississippi College	5
6	Mississippi College	7
14	Mercer	12
5	Middle Georgia	4
4	Georgia-Savannah	9
2	Troy State	3
5	Georgia Teachers	2
12	Georgia Teachers	8
7	Middle Georgia	6
8	Georgia-Savannah	3
2	Rollins	8
5	Rollins	8
6	Troy State	5

1949 Won 11, Lost 8

7	Mississippi	3
6	Mississippi	5
3	Mercer	8
5	Oglethorpe	7
18	Mississippi College	13
10	Millsaps	8
3	Florida Southern	5
8	Florida Southern	10
5	Mississippi College	4
11	Mississippi College	6
10	Stetson	1
8	Stetson	9
8	Tampa	7
7	Tampa	4
6	Mercer	4
2	Stetson	4
4	Stetson	4
1	Florida Southern	3
1	Florida Southern	3

1950 Won 13, Lost 7

11	Mississippi College	6
13	Mississippi College	4
2	Rollins	14
4	Rollins	6
2	Florida Southern	4
10	Florida Southern	6
3	Bradley	2
1	Bradley	10
0	Stetson	5
8	Stetson	7
7	Tampa	6
12	Tampa	3
3	Mercer	1
12	Mercer	4
10	Tampa	1
7	Tampa	9
6	Mercer	10
11	Mercer	6
15	Stetson	10
9	Stetson	4

1951 Won 12, Lost 6

10	Tennessee	9
9	Georgia	5
2	Miami	11
13	Miami	4
15	Florida Southern	6
13	Florida Southern	3
22	Mississippi College	9
6	Mississippi College	2
9	Rollins	3
0	Stetson	3
2	Stetson	3
8	Georgia	6
0	Georgia	2
6	Florida Southern	5

10	Mississippi College	4
7	Mississippi College	8
8	Stetson	2
5	Stetson	7

1952 Won 17, Lost 4

21	Kenyon	1
11	Kenyon	2
3	Georgia	8
8	Georgia	3
4	Amherst	2
1	Loyola	0
7	Loyola	0
3	Miami	1
7	Miami	0
2	Stetson	7
11	Stetson	10
7	Tampa	4
0	Tampa	4
16	Tampa	11
13	Tampa	3
9	Florida Southern	3
5	Florida Southern	0
22	Florida Southern	11
2	Rollins	1
2	Rollins	9
4	Stetson	2

1953 Won 13, Lost 10, Tie 1

14	Georgia Teachers	6
15	Georgia Teachers	4
0	Georgia	3
8	Jacksonville Teachers	4
1	SE Louisiana	6
5	SE Louisiana	4
5	Amherst	0
4	Amherst	3
0	Rollins	4
2	Rollins	4
8	Tampa	8
1	Tampa	4
14	Stetson	7
8	Stetson	2
14	Cincinnati	1
4	Jacksonville Navy	2
4	Jacksonville Navy	7
2	Georgia Teachers	6
15	Georgia Teachers	6
6	Georgia	12
0	Stetson	1
9	Stetson	6
2	Florida Southern	7
15	Florida Southern	4

1954 Won 13, Lost 8

1	Jacksonville Navy	2
7	Jacksonville Navy	4
8	Georgia	7
7	Tennessee	4
2	Auburn	7
7	Davidson	1
24	Jacksonville State	0
11	Amherst	3
10	Amherst	6
4	Duke	8
2	Duke	6
7	Georgia	8
4	Stetson	3
4	Stetson	8
7	Georgia Teachers	4
3	Stetson	7
0	Stetson	7
13	Tampa	1
7	Tampa	2
10	Florida Southern	1
16	Florida Southern	1

1955 Won 17, Lost 6

4	Florida Southern	1
15	Florida Southern	0
17	Furman	3
6	Furman	3
5	Louisiana State	3
9	Georgia	2
6	Georgia	7
10	Amherst	1
7	Amherst	9
7	Stetson	8
16	Stetson	2
3	Wisconsin	2
7	Wisconsin	2
7	Rollins	2
3	Rollins	9
4	Miami	3
4	Miami	5
10	Georgia Teachers	3
12	Georgia Teachers	2
14	Georgia	5
3	Georgia	17
6	Stetson	4
14	Stetson	5

1956 Won 25, Lost 7

6	Furman	1
20	Furman	0
6	Georgia Teachers	5
10	Georgia Teachers	5
9	Florida Southern	2
8	Florida Southern	5
11	Indiana	6
14	Indiana	10
3	North Carolina	2
5	Wisconsin	3
12	Notre Dame	5
12	West Virginia	13
13	Illinois	10
4	Wisconsin	3
12	Illinois	0
3	Wisconsin	10
1	Wisconsin	0
5	Florida	7
8	Cincinnati	2
8	Stetson	1
23	Stetson	2
0	Georgia	2
13	Miami	5
2	Miami	0
5	Georgia Teachers	3
9	Georgia	8
6	Georgia	2
7	Rollins	9
9	Rollins	0
2	Duke	1
2	Duke	4
6	Duke	7

1957 Won 22, Lost 9

8	Auburn	2
10	Auburn	5
15	Stetson	0
2	Stetson	3
3	Michigan state	8
7	Yale	0
2	Duke	0
7	Michigan State	4
11	Yale	8
1	Duke	8
1	Ithaca	6
21	Ithaca	4
7	Florida	13
4	Florida	1
15	Miami	3
21	Miami	3
13	Georgia Teachers	2
8	Georgia Teachers	3

9	Auburn	10
10	Auburn	4
4	Florida Southern	0
10	Florida Southern	2
15	Miami	3
1	Miami	2
5	Rollins	0
*5	Georgia Teachers	3
*3	Duke	2
*6	Duke	8
*4	Duke	1
**0	Penn State	7
**3	Connecticut	5

1958 Won 20, Lost 7

3	Auburn	4
7	Auburn	10
12	Wisconsin	4
5	Notre Dame	2
14	West Virginia	7
7	Wisconsin	3
3	Notre Dame	2
3	Wisconsin	1
7	Florida	8
1	Florida	8
18	Miami	0
7	Miami	12
5	Auburn	1
4	Auburn	2
5	Florida Southern	0
11	Florida Southern	1
4	Stetson	2
9	Stetson	1
9	Miami	2
6	Miami	1
7	Rollins	1
7	Rollins	6
15	Georgia Teachers	10
17	Georgia Teachers	3
*3	George Washington	1
*1	Florida	2
*5	Clemson	8

1959 Won 22, Lost 11

14	Camp LeJeune	4
11	Camp LeJeune	3
10	Camp LeJeune	8
8	Auburn	4
11	Auburn	3
1	Georgia	4
16	Georgia	4
17	Stetson	0
21	Stetson	12
9	North Carolina	11
16	Illinois	9
8	Florida	7
5	Michigan State	2
3	Duke	6
2	Western Michigan	3
5	Duke	1
2	Western Michigan	0
11	Michigan	0
2	Michigan State	8
3	Florida	6
7	Florida	9
1	Florida Southern	2
19	Georgia Teachers	1
4	Tampa	1
4	Georgia Teachers	5
8	Georgia	2
4	Georgia	2
4	Auburn	3
8	Auburn	6
*3	George Washington	2
*2	Clemson	24
*16	Georgia Tech	9
*0	Clemson	5

1960 Won 13, Lost 9

6	Miami	3
10	Miami	6
10	Georgia	1
7	Ohio State	13
4	Auburn	10
22	Auburn	8
11	Auburn	4
8	Navy	4

9	Georgia	2
8	Georgia	11
4	Mississippi College	2
2	Mississippi College	4
4	Florida Southern	11
3	Florida Southern	5
9	Georgia Southern	5
3	Georgia Southern	10
3	Auburn	4
5	Auburn	6
8	Florida	4
13	Florida	11
16	Miami	3
9	Miami	5

1961 Won 21, Lost 7

9	Georgia	8
11	Georgia	3
10	Auburn	9
10	Auburn	15
5	Auburn	15
9	Navy	6
3	Navy	8
10	Duke	6
4	Duke	0
7	Duke	5
8	Duke	2
10	North Carolina	1
2	Florida	3
8	Florida	5
2	Western Michigan	10
7	Western Michigan	6
6	Georgia Southern	4
9	Georgia Southern	1
5	Florida Southern	4
13	Florida Southern	2
2	Miami	0
14	Miami	6
5	Georgia	3
9	Georgia	10
17	Georgia Southern	8
*3	West Virginia	1
*2	Duke	7
*3	West Virginia	4

1962 Won 23, Lost 14

13	Georgia	3
6	Georgia	3
7	Auburn	12
2	Auburn	10
10	Georgia Tech	4
9	Georgia Tech	8
7	Georgia Tech	6
8	Navy	2
14	Clemson	8
2	Furman	7
21	Furman	9
6	Auburn	7
3	Auburn	5
4	Miami	6
9	Miami	8
11	Clemson	14
3	Duke	1
4	Duke	5
2	East Carolina	19
9	North Carolina	2
12	North Carolina State	3
5	Georgia Southern	1
9	Georgia Southern	7
12	Florida Southern	11
2	Georgia Southern	4
8	Georgia Southern	2
5	Florida	9
6	Florida	2
*0	Florida	1
*6	West Virginia	5
*3	Florida	1
*10	Wake Forest	8
*3	Wake Forest	2
**5	Santa Clara	1
**5	Ithaca	4
**7	Michigan	10
**6	Santa Clara	11

1963 Won 25, Lost 12

2	Auburn	1
8	Auburn	3

10	Clemson	7
7	Clemson	12
12	Clemson	3
7	Navy	8
5	Auburn	1
9	Auburn	7
6	Florida Southern	0
2	Miami	1
1	Miami	4
13	Furman	3
9	Furman	2
14	Vaidosta State	0
10	Georgia Southern	8
5	Wake Forest	7
7	North Carolina State	8
6	Duke	0
6	East Carolina	1
1	Florida	3
3	Florida	6
10	Georgia Southern	6
7	Georgia Southern	0
10	Georgia Tech	5
4	Georgia Tech	5
9	Georgia	5
4	Georgia	3
6	Florida	2
5	Florida	1
1	Florida	3
*4	Auburn	3
*12	Wake Forest	4
*5	Wake Forest	6
**11	Western Michigan	2
**3	Arizona	4
**3	Southern California	4

1964 Won 23, Lost 13

5	Florida Southern	2
4	Florida Southern	8
8	Clemson	5
5	Clemson	8
12	Clemson	6
15	Tennessee	7
5	Georgia Tech	0
3	Georgia Tech	2
7	Northeast Louisiana	4
9	North Carolina	0
7	Mississippi State	1
5	Amherst	0
10	Duke	4
17	North Carolina	3
4	Wake Forest	6
10	Michigan State	5
7	Michigan State	6
4	Wake Forest	7
9	Wake Forest	2
3	Auburn	5
14	Georgia Tech	1
5	Georgia	6
18	Georgia	11
6	Georgia Southern	1
2	Auburn	4
5	Auburn	19
9	Georgia Southern	7
6	Georgia Southern	9
7	Jacksonville	4
3	Jacksonville	22
2	Florida	6
4	Florida	3
1	Florida	2
1	Florida	2
5	Florida	4

1965 Won 32, Lost 11, Tie 1

7	Miami	4
9	Miami	4
9	Miami	9
4	Florida Southern	3
2	Kentucky	0
0	Navy	1
0	Navy	1
11	Michigan State	8
11	Duke	1
8	Wake Forest	1
5	Wake Forest	3
2	Michigan State	4
9	Duke	4
11	Wake Forest	4

6	Auburn	1
12	Auburn	0
4	Georgia Southern	2
6	Georgia Southern	3
11	Duke	2
2	North Carolina State	7
1	North Carolina	12
8	Calmeist	9
13	Calmeist	11
16	Calmeist	3
10	Navy	1
12	Pensacola Navy	2
7	Loyola	6
18	Loyola	14
10	Georgia Southern	4
6	Georgia Southern	2
8	Jacksonville	2
6	Florida	8
3	Florida	2
10	Pensacola Navy	2
*3	Mississippi State	6
*7	Maryland	3
*3	Mississippi	2
*2	Furman	4
*7	Furman	5
5	Florida	4
10	Florida	11
**1	Ohio State	2
**3	Texas	2
**3	St. Louis	5

1966 Won 39, Lost 13

9	Kentucky	4
19	Kentucky	3
7	Kentucky	0
20	Kentucky	1
7	Tennessee	8
8	Tennessee	6
24	Mississippi State	2
6	Auburn	3
9	Mississippi	8
9	Mississippi	4
11	Mississippi	10
5	Mississippi	3
5	Michigan State	0
6	Michigan State	7
14	Wake Forest	12
5	Michigan State	4
18	Rutgers	10
3	Wake Forest	4
2	Auburn	7
2	Auburn	6
18	Spring Hill	3
13	Spring Hill	6
15	North Carolina	7
4	North Carolina	6
1	Miami	6
4	North Carolina	1
10	Miami	2
15	Furman	2
2	Louisiana State	3
0	Louisiana State	1
3	Loyola	0
5	Loyola	0
3	Spring Hill	2
14	Spring Hill	2
9	Georgia Southern	4
9	Georgia Southern	1
16	Florida	4
0	Florida	4
10	Georgia Southern	0
10	Georgia Southern	9
15	Jacksonville	5
3	Jacksonville	1
1	Florida	0
4	Florida	0
11	Clemson	5
4	Clemson	3
3	Clemson	4
*3	Mississippi	4
*6	East Carolina	3
*7	Mississippi State	0
*6	North Carolina	5
*4	North Carolina	6

1967 Won 30, Lost 14

9	Miami	4
6	Miami	5
14	Tampa	0
7	Auburn	12
1	Georgia	2
3	Springfield	1
7	Auburn	0
6	Springfield	5
3	Virginia Tech	2
9	Alabama	4
1	Penn State	3
10	Alabama	0
6	Tulane	6
6	Penn State	7
5	Tulane	1
5	William & Mary	4
5	Wake Forest	1
5	North Carolina	1
1	North Carolina	3
3	Wake Forest	2
0	Wake Forest	1
2	North Carolina	1
0	Parsons	10
4	Parsons	16
2	Auburn	5
9	Auburn	3
8	Tulane	5
7	Tulane	5
5	Loyola	1
5	Loyola	1
7	Georgia Southern	1
5	Georgia Southern	2
2	Georgia Southern	0
7	Georgia Southern	0
7	Jacksonville	0
8	Jacksonville	1
7	Florida	5
2	Florida	5
6	Florida	3
1	Florida	2
1	Florida	3
*5	Clemson	3
*3	Auburn	13
*4	Clemson	6

1968 Won 35, Lost 6

7	Valdosta Red Sox	0
11	Valdosta Red Sox	3
2	Georgia	0
2	Georgia	3
10	Penn State	8
10	Springfield	9
7	Penn State	2
18	Springfield	0
3	Wake Forest	0
7	Wake Forest	4
6	Southern Illinois	0
8	Southern Illinois	4
5	Southern Illinois	3
15	Kentucky Wesleyan	1
15	Kentucky Wesleyan	5
18	Valdosta Red Sox	3
3	Valdosta Red Sox	1
4	Miami	1
7	Miami	5
2	Auburn	1
7	Auburn	3
5	Loyola	1
4	Loyola	1
12	Georgia Southern	6
4	Georgia Southern	1
2	Florida	3
10	Florida	3
10	Georgia Southern	2
9	Georgia Southern	4
3	Auburn	2
1	Auburn	18
4	Jacksonville	0
9	Jacksonville	4
1	Florida	0
5	Florida	0
*1	East Carolina	2
*6	Alabama	1
*3	East Carolina	2
*15	N. Carolina State	12
*1	N. Carolina State	4

1969 Won 38, Lost 13, Tie 1

5	Florida Southern	5
6	Miami	2
5	Miami	0
2	St. Leo	0
0	Auburn	1
6	Auburn	1
3	Loyola	5
2	Loyola	0
6	Tulane	0
0	Tulane	1
4	Penn State	3
8	Penn State	1
6	Penn State	0
8	Penn State	4
0	Southern Illinois	1
5	Southern Illinois	4
3	Southern Illinois	1
10	Belmont Abbey	9
16	Wake Forest	6
16	Wake Forest	14
4	South Carolina	3
10	Wake Forest	1
8	Furman	2
7	Furman	2
18	Kentucky Wesleyan	1
17	Kentucky Wesleyan	0
7	South Florida	3
5	South Florida	2
6	Clemson	2
3	Clemson	1
5	Georgia	0
12	Georgia	3
6	St. Leo	2
3	Florida	1
4	Florida	9
2	Georgia Southern	3
9	Georgia Southern	5
2	Georgia Tech	1
5	Georgia Tech	8
7	Jacksonville	9
2	Jacksonville	4
8	Georgia Southern	1
3	Georgia Southern	4
5	South Alabama	4
4	South Alabama	0
4	Auburn	7
6	Auburn	3
0	Florida	8
1	Florida	3
3	Florida	1

1970 Won 49, Lost 9, Tie 1

5	Union	1
6	Union	2
6	St. Leo	1
5	St. Leo	4
1	Florida Southern	0
10	Miami	1
5	Michigan State	6
8	Miami	3
1	Stetson	0
17	Bowling Green	8
6	New York University	1
8	Rider	1
4	New York University	1
6	Southern Illinois	1
15	North Carolina	6
5	North Carolina	4
3	North Carolina	2
5	Illinois	4
6	Maryland	2
11	Holy Cross	4
10	Illinois	0
3	Holy Cross	0
4	Maryland	3
10	Auburn	4
3	Auburn	5
8	South Alabama	4
4	South Alabama	0
11	South Alabama	0
7	South Florida	0
8	South Florida	0
8	St. Leo	3
7	Florida Southern	6
9	South Alabama	0
3	South Alabama	5
2	South Alabama	2

12	Georgia Southern	5
8	Georgia Southern	4
4	Jacksonville	1
9	Jacksonville	2
11	Miami	4
6	Miami	2
1	Florida	3
4	Florida	5
8	Georgia Southern	3
1	Georgia Southern	2
5	Auburn	0
7	Auburn	6
3	Florida	4
1	Florida	0
9	Florida	4
2	East Carolina	0
10	Maryland	1
5	Mississippi State	4
4	Arizona	0
6	Dartmouth	0
1	Texas	5
2	Ohio University	0
11	Texas	2
1	Southern California	2

1971 Won 41, Lost 16

13	Valdosta State	1
5	Union	0
14	Union	0
7	Union	6
9	St. Leo	8
7	St. Leo	6
3	Lafayette	0
1	Lafayette	0
2	Lafayette	0
5	Miami	4
4	Miami	5
1	Ohio State	9
9	Michigan State	5
14	St. Leo	2
5	Western Michigan	7
2	Florida A&M	1
21	Florida A&M	0
7	Western Michigan	5
1	Western Michigan	5
7	Florida A&M	1
0	Brown	2
3	Brown	1
12	Brown	1
4	Brown	1
6	Brown	1
4	Jacksonville	13
8	Jacksonville	6
7	Northern Illinois	1
7	Miami	5
4	Miami	7
13	Auburn	8
8	Auburn	11
17	Valdosta State	3
0	Clemson	11
7	Clemson	12
2	Clemson	3
6	Georgia	0
2	Georgia	4
9	South Alabama	7
4	South Alabama	5
9	South Alabama	4
10	South Florida	6
4	South Florida	3
2	Stetson	0
1	Stetson	0
1	Georgia Southern	2
6	Georgia Southern	1
7	South Alabama	3
1	Georgia Southern	0
9	Auburn	4
6	Auburn	5
7	Florida	2
2	Florida	0
3	Florida	4
1	Florida	4
7	Florida	0

1972 Won 45, Lost 23

6	Stetson	3
7	Stetson	1
2	Rollins	0

11	Rollins	6
14	St. Josephs	1
12	St. Josephs	6
8	St. Josephs	1
11	Clemson	7
6	Clemson	3
20	Clemson	3
11	Florida Southern	4
7	Miami	4
3	South Florida	4
6	South Florida	2
8	St. Leo	7
3	Auburn	9
16	Auburn	13
1	Vanderbilt	11
4	Vanderbilt	3
19	Vanderbilt	4
6	Western Michigan	1
2	Florida Southern	4
7	Western Michigan	8
4	Western Michigan	7
8	Western Michigan	1
8	Virginia	6
14	Virginia	7
2	Valdosta State	14
4	Jacksonville	7
3	Jacksonville	4
7	Georgia Southern	3
6	Georgia Southern	7
12	Florida A&M	10
12	St. Leo	10
15	St. Leo	1
9	Florida A&M	9
2	South Alabama	9
2	South Alabama	5
4	South Alabama	6
10	Chicago State	5
12	Chicago State	0
11	Chicago State	2
4	Georgia Tech	2
8	Georgia Tech	3
12	Florida A&M	4
13	Florida A&M	7
1	Jacksonville	3
6	Jacksonville	5
3	Georgia Southern	4
5	Georgia Southern	2
12	Georgia Southern	10
3	Valdosta State	2
4	Miami	5
3	Miami	4
4	Miami	3
6	South Alabama	4
3	South Alabama	1
0	South Alabama	10
3	Auburn	9
7	Auburn	4
1	Florida	3
1	Florida	3
8	Florida	1
4	Florida	2
9	Florida	4
5	South Alabama	6
10	Richmond	5
3	Mississippi	8

1973 Won 38, Lost 21

1	Miami	5
7	Florida International	4
11	South Florida	5
7	South Florida	8
6	Tampa	2
4	Tampa	0
9	St. Josephs	0
9	St. Josephs	4
13	Jacksonville State	5
5	Marietta	7
7	Miami	6
8	Miami	3
2	Florida Southern	2
7	St. Leo	4
3	Valdosta State	2
5	Fairleigh Dickinson	0
2	Fairleigh Dickinson	1
12	Rollins	0
5	Rollins	0
3	South Alabama	11
4	South Alabama	3

2	Auburn	4
2	Auburn	4
3	Cumberland	0
9	Cumberland	0
3	St. Leo	0
11	St. Leo	0
10	Tampa	2
8	Tampa	4
9	Valdosta State	8
1	Miami	10
4	Miami	1
0	Georgia Southern	7
13	Georgia Southern	8
3	Georgia Southern	7
14	Florida A&M	6
1	Clemson	2
2	Clemson	1
9	Clemson	1
0	Georgia Tech	1
2	Georgia Tech	3
6	Jacksonville	12
7	Jacksonville	4
6	Jacksonville	5
4	Georgia Southern	5
4	Georgia Southern	1
8	Florida A&M	1
5	South Alabama	8
3	South Alabama	4
2	South Alabama	3
4	Auburn	10
8	Auburn	4
6	Stetson	7
4	Stetson	5
3	Florida	0
9	Florida	5
8	Florida	7
0	Florida	4
8	Florida	0

1974 Won 37, Lost 25

0	Jacksonville	2
5	Jacksonville	4
3	Jacksonville	2
11	Troy State	2
11	Troy State	2
5	N.C.-Wilmington	4
15	N.C.-Wilmington	5
10	N.C.-Wilmington	4
6	Clemson	3
5	Clemson	7
5	Clemson	3
2	Miami	3
3	Miami	4
5	Florida International	2
9	Florida Southern	7
5	Tampa	6
9	Tampa	5
4	Tennessee	7
0	Tennessee	2
3	Ohio University	6
1	South Carolina	4
0	South Carolina	1
6	Rider	1
3	Western Michigan	7
2	Western Michigan	4
6	Valdosta State	3
3	Columbus	0
4	Niagara	2
11	Lewis	12
0	Lewis	4
5	Lewis	7
3	Mercer-Atlanta	1
14	Mercer-Atlanta	11
7	Tampa	4
11	Tampa	1
4	Mercer	0
13	Mercer	11
2	Florida International	0
4	Florida International	5
2	Miami	1
7	Miami	4
3	Miami	17
3	Georgia Southern	13
4	Georgia Southern	2
2	Florida Southern	4
1	Valdosta State	15
2	South Florida	1
9	South Florida	8

11	Auburn	1
3	Auburn	6
7	Georgia Southern	6
4	Georgia Southern	1
3	Georgia Southern	2
4	Columbus	2
4	Auburn	5
1	Auburn	7
9	Jacksonville	2
8	Jacksonville	6
2	Florida	6
4	Florida	3
4	Florida	5
4	Florida	3

1975 Won 49, Lost 10

1	St Leo	0
10	St Leo	4
14	Florida	0
6	Florida	4
6	Jacksonville	4
12	Jacksonville	3
8	Jacksonville	0
9	Valdosta State	0
8	Valdosta State	3
4	Mercer	0
5	Mercer	0
7	Florida International	5
4	St Leo	0
7	St Leo	2
12	Florida International	5
3	Michigan State	4
7	Army	4
11	Michigan State	4
3	Miami	0
0	Miami	2
10	Miami	7
16	Niagara	1
4	Tampa	3
10	Tampa	2
7	Niagara	2
10	Niagara	4
10	Columbus	2
8	Miami	0
5	Miami	2
4	South Alabama	2
4	South Alabama	8
5	South Alabama	4
11	Georgia Tech	0
9	Georgia Tech	3
3	Auburn	1
4	Auburn	0
6	Stetson	2
5	Stetson	3
4	Jacksonville	0
1	Jacksonville	2
2	Mercer	5
5	Mercer	0
9	Florida	5
5	Florida	8
8	Florida	7
8	Georgia Southern	2
6	Georgia Southern	0
10	Georgia Southern	5
6	Georgia Southern	3
7	Georgia Southern	8
7	South Alabama	1
6	Columbus	4
4	Auburn	1
3	Auburn	4
*1	Miami	0
*4	Louisiana State	2
*6	Miami	5
*1	Eastern Michigan	2
*0	Seton Hall	11

1976 Won 40, Lost 16

9	Biscayne	4
8	Biscayne	5
5	Miami	1
3	SW Louisiana	2
13	SW Louisiana	10
5	Columbus	4
20	Ga Southwestern	1
12	Ga Southwestern	0
7	Ga Southwestern	9
10	Ga Southwestern	4

10	Biscayne	7
17	Biscayne	6
1	Howard	6
9	Howard	1
9	Valdosta State	0
8	St Leo	0
7	St Leo	1
12	Stetson	0
10	Stetson	4
21	Jacksonville	5
6	Jacksonville	5
12	Otterbein	2
10	Otterbein	3
6	Valdosta	2
10	Stetson	11
5	Stetson	9
10	Georgia Southern	3
4	Georgia Southern	6
6	Jacksonville	1
2	Jacksonville	6
12	Mercer	14
8	Mercer	2
6	South Florida	1
4	South Florida	0
8	Florida	2
15	Niagara	1
4	Niagara	3
13	Niagara	4
9	South Alabama	4
0	South Alabama	1
2	South Alabama	3
8	Florida	5
11	Florida	3
21	South Alabama	6
18	Georgia Tech	6
3	Georgia Tech	4
1	Miami	6
7	Miami	9
20	Miami	4
5	Georgia Southern	11
5	Georgia Southern	2
3	Georgia Southern	4
*6	Jacksonville	1
*1	Auburn	2
*7	Jacksonville	9

1977 Won 37, Lost 13

9	St Leo	2
12	Jacksonville	1
4	Jacksonville	0
3	Florida	8
1	Florida	2
14	Valdosta State	5
0	Kentucky	14
6	Kentucky	4
8	Marietta	2
23	Olivet	0
16	Olivet	1
11	North Central	5
11	North Central	3
9	Jacksonville	5
8	Jacksonville	10
2	Georgia Southern	3
6	Georgia Southern	0
6	Georgia Southern	3
8	Troy State	0
6	Troy State	2
4	Nevada-Las Vegas	2
5	Southern California	16
4	Hawaii	5
13	Kearney State	9
3	Southern California	2
4	Nevada-Las Vegas	2
11	Kearney State	1
5	Hawaii	2
9	Valdosta State	3
9	St Leo	5
9	St Leo	1
3	Florida	7
8	Florida	7
14	Miami	10
4	Miami	10
5	South Florida	0
6	South Florida	6
10	Miami	12
3	Miami	12
2	Miami	10

6	Mercer	4
9	Mercer	1
4	Georgia Southern	3
10	Georgia Southern	9
12	Tulane	4
5	Louisville	2
10	Memphis State	2
3	Tulane	4
11	Tulane	1

1978 Won 44, Lost 18

6	Tulane	1
3	Tulane	8
7	South Florida	4
2	South Florida	0
17	Rose Hulman	0
6	Rose Hulman	5
7	Rose Hulman	3
13	Rose Hulman	1
14	E. Tennessee State	1
7	E. Tennessee State	4
11	St Leo	6
7	St Leo	3
16	Morehead State	4
3	Morehead State	2
13	Western Kentucky	4
16	Western Kentucky	3
3	Ohio State	2
24	Ohio State	13
11	Cincinnati	5
19	Cincinnati	8
7	Ohio state	4
10	Cincinnati	6
0	Tulane	4
3	Tulane	0
5	South Alabama	16
2	South Alabama	9
15	Oakland State	6
6	Oakland State	2
5	South Florida	1
8	South Florida	3
8	St Leo	4
3	St Leo	4
5	South Alabama	4
7	South Alabama	3
3	Jacksonville	4
11	Jacksonville	5
11	Jacksonville	9
11	Jacksonville	6
1	Georgia Southern	0
3	Georgia Southern	4
10	Valdosta State	7
4	Nevada-Las Vegas	16
1	Nevada-Las Vegas	3
6	Nevada-Las Vegas	9
6	Nevada-Las Vegas	13
5	Florida	1
9	Florida	8
13	Valdosta State	5
7	Florida	1
4	Florida	5
12	Mercer	11
9	Georgia Southern	3
2	Georgia Southern	4
4	Georgia Southern	7
3	Georgia Tech	3
3	Louisville	4
3	Tulane	2
8	Georgia Tech	4
7	Louisville	5
9	Memphis State	10
*0	Marshall	4
*2	Miami	7

1979 Won 43, Lost 17, Tie 1

6	Troy State	4
12	Troy State	0
7	Mercer	5
0	Valdosta State	2
12	Valdosta State	14
6	Valdosta State	0
4	Florida	3
3	Florida	16
18	St Leo	2
5	St Leo	2
4	St Francis	1
2	St Francis	5

7	Tulane	3
9	Tulane	2
14	St. Francis	5
8	St. Francis	1
4	Austin Peay	2
12	Austin Peay	0
14	Western Kentucky	4
8	Jacksonville	3
21	Jacksonville	8
4	Mercer	2
6	South Florida	4
12	South Florida	4
4	Tennessee-Martin	1
10	Tennessee-Martin	4
12	Wright State	0
13	Wright State	6
9	Stetson	14
13	Oakland State	4
13	Oakland State	6
3	Miami	4
3	Miami	5
11	St. Leo	5
1	St. Leo	5
13	Florida A&M	1
12	Florida	7
9	Miami	2
3	Miami	2
6	Georgia Southern	4
4	Georgia Southern	7
5	Georgia Southern	4
3	Jacksonville	0
3	Jacksonville	10
9	South Florida	1
10	South Florida	1
14	Valdosta State	14
20	Florida A&M	1
2	Mercer	4
5	Georgia Tech	2
11	Georgia Tech	4
9	Florida A&M	1
20	Florida	7
3	Georgia Southern	8
1	Georgia Southern	8
13	Cincinnati	3
5	Tulane	10
11	Memphis State	1
5	Tulane	5
5	Florida	9
6	Delaware	7

1980 Won 51, Lost 12

0	Miami	10
3	Miami	4
9	Miami	8
5	Troy State	3
11	Troy State	9
10	Lenoir Rhyne	3
8	Jacksonville	4
17	Jacksonville	8
16	Jacksonville	3
6	Florida	21
6	Wingate	0
5	Wingate	4
18	Missouri-Rolla	3
13	Missouri-Rolla	0
23	Brooklyn	5
9	Northern Kentucky	0
27	Monmouth	2
18	Otterbein	3
15	Otterbein	6
12	Wright State	0
2	Wright State	6
2	Tulane	3
10	Eastern Illinois	9
28	Dayton	2
7	Mercer	4
7	Jacksonville	6
15	Jacksonville	3
5	Jacksonville	1
15	Valdosta State	9
21	Auburn	7
2	Auburn	0
12	South Florida	0
3	South Florida	1
14	South Florida	3
2	Florida	1
15	Florida	2
12	Flagler	1

9	Auburn	5
4	Auburn	2
10	South Florida	4
17	South Florida	0
5	South Florida	5
3	Troy State (Forfeit)	5
12	Troy State	3
11	Valdosta State	4
6	Miami	10
7	Miami	5
5	Miami	7
4	Virginia Tech	12
13	Louisville	1
12	Tulane	5
13	Virginia Tech	6
14	Memphis State	11
5	Georgia Southern	3
13	Georgia Southern	11
3	Georgia Southern	8
*10	New Orleans	8
*19	Western Kentucky	7
*10	Western Kentucky	5
*16	Hawaii	7
*3	Arizona	5

1981 Won 56, Lost 23

2	Georgia Southern	3
2	Georgia Southern	5
14	Georgia Southern	6
19	Georgia State	3
8	Georgia State	7
19	Georgia State	2
9	Clemson	8
11	Clemson	7
17	Jacksonville	5
9	Jacksonville	10
3	Miami	4
8	Miami	10
4	Miami	19
6	Mercer	5
3	Mercer	4
3	Florida	1
5	Florida	17
15	Wingate	6
7	Ripon	1
12	Ripon	1
4	Wingate	2
6	Wingate	2
19	Campbellsville	4
11	Otterbein	8
9	Otterbein	4
9	South Carolina	8
5	South Carolina	8
12	South Carolina	6
12	Jackson State	11
10	Cleveland State	3
8	Georgia	3
2	Georgia	4
15	Georgia State	5
16	Georgia State	8
1	Georgia State	3
14	Florida	10
4	Florida	12
15	Tulane	9
3	Tulane	11
4	Tulane	15
8	Jacksonville	7
7	Jacksonville	0
3	Flagler	4
12	Flagler	4
4	Memphis State	6
8	Memphis State	4
6	Memphis State	6
6	West Florida	1
3	West Florida	2
7	South Carolina	5
3	South Carolina	9
0	South Florida	2
7	South Florida	3
7	South Florida	6
8	South Florida	2
8	South Florida	0
14	South Florida	5
14	Valdosta State	6
7	Auburn	1
4	Auburn	3
2	Miami	3
5	Miami	4
3	Miami	4

7	Auburn	5
11	Auburn	3
2	Georgia Southern	1
6	Georgia Southern	1
5	Valdosta State	3
15	St. Louis	3
5	Memphis State	0
2	Tulane	6
7	Memphis State	3
22	Tulane	4
15	Tulane	5
**5	Florida	1
**9	Minnesota	4
**6	Miami	14
**4	Florida	5

1982 Won 56, Lost 17, Tie 1

23	Georgia State	0
9	Georgia State	1
25	Georgia State	11
24	Mercer-Atlanta	0
19	Mercer-Atlanta	2
15	Mercer-Atlanta	1
5	Georgia	21
6	Georgia	5
12	Southern	10
21	Southern	6
16	Southern Mississippi	7
20	Southern Mississippi	1
5	Georgia Southern	2
9	Georgia Southern	5
14	Mercer	10
11	Mercer-Atlanta	2
12	Mercer-Atlanta	0
9	Mercer-Atlanta	0
19	S.E. Missouri State	2
6	Valparaiso	0
17	Florida	16
8	Florida	1
6	Florida	9
7	Florida	6
6	Jacksonville	12
6	Jacksonville	12
10	Otterbein	4
27	Cleveland State	4
24	Cleveland State	15
11	St. Xavier	0
7	Virginia Tech	2
12	Virginia Tech	4
1	Virginia Tech	5
5	Miami	6
5	Miami	3
9	Miami	3
8	Clemson	1
7	Clemson	6
17	Georgia State	8
31	Georgia State	6
9	West Florida	4
4	Jacksonville	7
10	Jacksonville	7
3	Memphis State	3
3	Memphis State	11
12	Memphis State	6
5	Auburn	9
10	Auburn	8
4	Valdosta State	0
6	Tulane	8
4	Tulane	3
8	Tulane	6
14	Auburn	0
8	Auburn	9
4	Valdosta State	1
12	Mercer	2
8	Mercer	1
5	Flagler	2
13	Flagler	1
5	Georgia Southern	4
8	Georgia Southern	4
19	Georgia Southern	9
5	Miami	11
2	Miami	2
7	Miami	7
10	Cincinnati	2
2	Memphis State	4
12	Louisville	1
2	Virginia Tech	1
7	Memphis State	6
7	Tulane	11

***2	Eastern Michigan	7
***8	Ohio State	3
***5	Oklahoma	6

1983 Won 55, Lost 18, Tie 1

4	Southern Mississippi	2
8	Southern Mississippi	4
22	Mercer	6
14	Mercer	5
10	South Florida	11
5	South Florida	2
1	South Florida	4
12	Auburn	9
6	Auburn	1
0	Miami	9
2	Miami	4
5	Clemson	4
3	Clemson	3
2	Florida	6
14	Florida	16
6	Wingate	4
7	Nevada-Las Vegas	2
5	Nevada-Las Vegas	6
14	Nevada-Las Vegas	11
4	Louisville	6
11	Louisville	4
10	Wake Forest	2
9	Wake Forest	1
7	Wake Forest	3
4	Tennessee Tech	3
12	Tennessee Tech	2
7	Auburn	5
7	Pittsburgh	4
12	Pittsburgh	4
13	Pittsburgh	0
7	St. Xavier	4
5	Louisiana State	15
10	Louisiana State	5
4	SW Louisiana	3
7	South Florida	6
9	South Florida	4
12	South Florida	2
2	Jacksonville	5
7	Jacksonville	9
5	Florida	7
9	Florida	3
12	Georgia Southern	3
9	Georgia Southern	6
7	Jacksonville	1
7	Jacksonville	2
6	Miami	5
4	Miami	3
5	Miami	0
16	Georgia Southern	4
8	Georgia Southern	1
17	Mercer	4
14	Mercer	5
17	Memphis State	0
2	Memphis State	1
6	Memphis State	7
17	Georgia State	4
10	Georgia State	2
8	Georgia State	3
10	Georgia State	1
4	Georgia State	7
9	Georgia State	7
8	Louisiana State	2
6	Louisiana State	3
3	SW Louisiana	0
5	Tulane	6
6	Tulane	8
10	Tulane	6
14	Southern Mississippi	7
9	Cincinnati	2
4	Tulane	2
9	Tulane	6
***8	South Alabama	2
***5	Alabama	7
***5	Miami	10

1984 Won 55, Lost 29

7	South Florida	6
4	Miami	10
3	Florida	8
4	South Florida	3
10	South Florida	6
10	South Florida	6
7	West Florida	5

7	West Florida	1
9	Tampa	5
7	Tampa	6
12	Georgia Tech	6
2	Georgia Tech	15
4	Jacksonville	0
11	Jacksonville	3
0	Miami	7
5	Miami	14
7	Miami	6
10	Auburn	4
12	Auburn	2
13	Ball State	2
5	Ball State	1
12	Ball State	2
8	Ball State	6
9	Nevada-Las Vegas	14
1	Nevada-Las Vegas	3
2	Nevada-Las Vegas	6
3	Cal State-Fullerton	5
1	Cal State-Fullerton	6
10	Cal State-Fullerton	4
7	Southern Mississippi	5
8	Southern Mississippi	9
12	Southern Mississippi	6
3	South Florida	2
6	South Florida	8
3	South Florida	6
5	Pittsburgh	0
21	Pittsburgh	1
6	Pittsburgh	0
7	Tennessee Tech	3
18	Alabama	16
5	Georgia Southern	4
21	Georgia Southern	3
0	Clemson	13
3	Clemson	13
8	Georgia State	6
26	Georgia State	13
3	Florida	11
11	Florida	9
2	Jacksonville	10
8	Jacksonville	10
4	Georgia Southern	2
3	Georgia Southern	6
6	Mercer	0
13	Mercer	2
3	Miami	2
3	Miami	4
5	Miami	4
7	Florida	8
7	Florida	4
4	South Alabama	12
3	South Alabama	9
10	Florida International	3
12	Florida International	3
17	Tulane	4
8	Tulane	4
0	Tulane	1
7	South Alabama	8
9	Southern Mississippi	3
11	Southern Mississippi	2
16	Southern Mississippi	6
13	Memphis State	7
11	Memphis State	3
8	Memphis State	3
3	South Carolina	4
4	Tulane	2
10	Memphis State	3
11	Cincinnati	2
17	Virginia Tech	3
11	South Carolina	10
4	New Orleans	7
5	New Orleans	1
7	New Orleans	3
***7	Stetson	10
***4	East Carolina	7

1985 Won 59, Lost 23

7	Armstrong State	0
1	Armstrong State	0
11	South Florida	5
8	South Florida	2
13	Grambling	7
9	Grambling	4
14	Samford	7
18	Samford	10
20	Southern Mississippi	1
10	Southern Mississippi	4

24	Southern Mississippi	3
5	Miami	2
4	Miami	15
5	Miami	6
5	Georgia Southern	4
12	Georgia Southern	6
16	St. Leo	2
11	Ball State	12
12	Ball State	10
15	Ball State	6
9	Ball State	10
12	Jacksonville	0
25	Jacksonville	6
6	Central Florida	2
5	Central Florida	6
10	South Florida	7
5	South Florida	6
11	Western Kentucky	5
6	Western Kentucky	10
2	Samford	5
20	Samford	4
4	Florida	3
1	Florida	6
6	Pittsburgh	5
18	Pittsburgh	2
9	Pittsburgh	7
17	Southern Mississippi	6
6	Southern Mississippi	0
4	Southern Mississippi	6
15	South Alabama	12
12	Florida	10
14	Georgia State	0
10	Georgia State	4
2	Memphis State	3
3	Florida	6
5	Jacksonville	7
18	Jacksonville	9
9	Tulane	6
4	Tulane	1
9	Tulane	4
6	Central Florida	3
12	Central Florida	0
19	Central Florida	6
2	Miami	3
2	Miami	5
13	Miami	8
5	Miami	8
8	Georgia Southern	7
6	Georgia Southern	4
4	Memphis State	7
8	Memphis State	3
7	Memphis State	2
19	Georgia Tech	0
13	Georgia Tech	3
8	South Alabama	0
12	South Alabama	10
3	Tulane	3
5	Tulane	2
8	Tulane	9
11	Louisville	3
5	Virginia Tech	8
24	Cincinnati	0
7	South Carolina	5
3	Virginia Tech	1
11	South Carolina	5
13	North Carolina	7
9	North Carolina	5
8	North Carolina	9
***11	George Mason	0
***9	Georgia Tech	1
***6	Arkansas	7
***3	Georgia Tech	8

1986 Won 61, Lost 13

10	Grambling	1
20	Grambling	6
1	Grambling	3
7	Southern Miss	6
2	Southern Miss	0
14	Southern Miss	6
9	Samford	6
9	Samford	1
6	Georgia Tech	4
9	Georgia Tech	4
10	Florida	6
10	Florida	7
9	South Florida	3
8	South Florida	7
9	South Florida	8

3	South Florida	6
9	Florida International	3
12	Florida International	10
19	Samford	2
15	Samford	5
12	Richmond	4
14	Richmond	4
16	Richmond	1
13	Richmond	3
7	Pittsburgh	0
10	Pittsburgh	2
22	Pittsburgh	1
17	Pittsburgh	1
1	Southern Miss	5
2	Southern Miss	0
13	Southern Miss	9
5	South Alabama	12
13	South Alabama	4
14	South Alabama	4
13	South Alabama	9
7	Memphis State	3
6	Memphis State	1
2	Memphis State	7
15	Central Florida	12
8	Central Florida	3
9	Jacksonville	2
9	Jacksonville	10
7	Tulane	5
4	Tulane	2
20	Jacksonville	3
10	Jacksonville	11
6	Miami	1
3	Miami	4
8	Miami	3
7	Florida	6
8	Florida	0
6	Memphis State	0
6	Memphis State	5
7	Memphis State	1
3	Central Florida	1
12	Florida International	0
10	Miami	11
14	Miami	6
5	Miami	7
10	Cincinnati	3
5	South Carolina	8
7	Memphis State	3
3	South Carolina	0
7	South Carolina	2
6	LSU	4
**10	NC State	6
**12	Texas A&M	9
**11	South Florida	7
**5	Indiana State	3
**7	Miami	2
**5	Arizona	9
**6	Oklahoma State	5
**4	Miami	3
**2	Arizona	10

1987 Won 55, Lost 18

15	Samford	1
9	Samford	1
4	Grambling	3
9	Grambling	2
12	Grambling	6
4	Samford	1
7	Samford	2
1	New Orleans	3
7	Tulane	5
2	LSU	1
7	Southern Miss	2
10	Southern Miss	4
8	Southern Miss	11
10	Ball State	3
9	Ball State	2
14	Ball State	10
13	South Florida	4
4	South Florida	5
2	South Florida	5
17	South Florida	1
8	Austin Peay	3
15	Austin Peay	0
26	Austin Peay	1
9	UNC-Charlotte	1
14	UNC-Charlotte	5
3	South Alabama	7
1	Southern Miss	3

4	Southern Miss	2
13	Southern Miss	9
12	Central Florida	4
4	Central Florida	3
4	Memphis State	1
8	Memphis State	0
4	Memphis State	5 (10)
7	Georgia Tech	5
10	Georgia Tech	8
5	Georgia	6
3	Georgia	4
9	Jacksonville	3
9	Jacksonville	7
14	Miami	3
6	Miami	11
10	Miami	11 (10)
12	Florida	6
14	Florida	11
9	South Alabama	4
6	Memphis State	4
7	Memphis State	6
7	Memphis State	5
5	Central Florida	8
9	Jacksonville	8 (12)
11	Jacksonville	10 (10)
3	Miami	4 (10)
6	Miami	4 (11)
8	Miami	6
5	Florida	10
5	Florida	7
6	Mercer	2
14	Mercer	2
8	Mercer	3
9	Louisville	2
5	Virginia Tech	4
9	South Carolina	5
5	Southern Miss	1
6	Cincinnati	3
**10	East Carolina	5
**5	Miami	2
**12	South Alabama	3
**3	South Alabama	6
**9	South Alabama	2
**2	LSU	6 (10)
**3	Arizona State	0
**4	Texas	6

1988 Won 50, Lost 18, Tied 1

11	Grambling	7
16	Grambling	3
18	Grambling	2
4	LSU	9
6	Southern Miss	3
18	Southern Miss	11
5	Southern Miss	6
7	Richmond	1
11	Richmond	4
6	Richmond	1
6	Ball State	4
6	South Florida	4
4	South Florida	2
4	South Florida	1
3	South Florida	6
19	Samford	3
12	Samford	3
7	Samford	2
10	Lamar	9
10	Alabama-Birmingham	4
4	Southern Miss	5
1	Southern Miss	2
7	Southern Miss	9
9	Baptist	8
15	Baptist	1
7	Baptist	0
7	Florida International	8
5	Florida International	2
10	Jacksonville	7
3	Mercer	2
9	Mercer	10
12	Minnesota	5
5	Iowa	0
8	Washington State	1
4	Maine	2
6	Old Dominion	5
11	South Alabama	7
3	Miami	8
20	Miami	8
5	Miami	5
7	Florida	2

20	Valdosta State	8
5	Memphis State	6
5	Memphis State	0
1	Memphis State	2
5	Florida	8
13	South Alabama	11
15	Georgia Tech	2
2	Georgia Tech	10
8	Central Florida	1
2	Central Florida	1
11	Central Florida	3
1	Florida International	2
6	Miami	5
7	Miami	9
6	Miami	3
2	Jacksonville	5
14	Memphis State	3
9	Memphis State	5
21	Memphis State	1
18	Louisville	4
9	Virginia Tech	6
9	South Carolina	3
4	Memphis State	2
9	South Carolina	1
**10	Stetson	3
**8	Tulane	6
**3	Florida	9
**2	Stetson	7

1989 Won 54, Lost 18

9	Arizona State	6
8	Arizona State	3
14	Georgia Tech	1
8	Grambling	3
5	Grambling	0
8	Grambling	2
1	Florida	5
5	Florida	6
5	Baptist	4
10	Baptist	2
0	South Florida	10
8	South Florida	7
5	South Florida	6
3	South Florida	14
3	Rice	4
6	Rice	0
3	Rice	0
6	Richmond	0
12	Richmond	3
3	Richmond	2 (13)
10	Ball State	0
11	Ball State	1
16	Ball State	0
18	Samford	2
14	Samford	0
6	South Carolina	5
3	South Carolina	4
4	South Carolina	5 (10)
11	Jacksonville	6
6	Cal. St. Fullerton	5 (11)
4	Cal. St. Fullerton	9
10	Cal. St. Fullerton	0
2	Mercer	1
7	Mercer	0
10	Southern Miss	2
6	Southern Miss	2
7	Southern Miss	2
6	Jacksonville	0
14	Jacksonville	3
3	Miami	0
1	Miami	8
11	Miami	3
0	Florida	5
7	Florida	5
7	Louisville	0
10	Louisville	1
7	Louisville	2
5	Virginia Tech	8
8	Virginia Tech	4
6	Memphis State	2
6	Memphis State	2
3	Memphis State	1
2	Jacksonville	7 (10)
2	Miami	11
2	Miami	8
8	Miami	4
0	Cincinnati	2
18	Cincinnati	7

8	Cincinnati	7
9	Memphis State	4
14	Southern Miss	7
8	Virginia Tech	2
6	Southern Miss	5
**13	Rider College	7
**8	South Florida	1
**7	Auburn	6
**8	Clemson	1
**4	North Carolina	2
**4	Wichita State	2
**4	Wichita State	7
**9	Wichita State	12

1990 Won 57, Lost 15

6	Western Kentucky	3
6	Western Kentucky	4
6	Western Kentucky	4
6	North Carolina	3
7	Wichita State	8
7	Arizona	1
16	Arizona	8
10	Arizona	5
5	Florida International	0
3	Florida International	4
17	Virginia Military Inst.	1
3	Virginia Military Inst.	2
8	Virginia Military Inst.	0
19	Ball State	10
16	Ball State	3
12	Ball State	4
7	Richmond	1
12	Richmond	3
13	Richmond	1
5	Florida	1
3	Florida	2
5	Florida	3
7	Florida	6
10	Memphis State	0
3	Memphis State	5
13	Memphis State	5
11	Baptist	5
11	Baptist	1
8	Louisville	3
7	Louisville	4
13	Louisville	7
7	Southern Mississippi	0
3	Southern Mississippi	6
3	Southern Mississippi	6
7	Jacksonville	3
1	Arizona State	9
6	Arizona State	7
3	South Alabama	2
5	Tulane	0
9	Tulane	3
12	Tulane	11
5	Jacksonville	3
7	Miami	3
5	Miami	8
3	Miami	8
14	Mercer	3
6	Mercer	3
9	South Carolina	6
5	South Carolina	6
6	South Carolina	3
3	Florida International	4
3	Miami	7
6	Miami	2
8	Miami	4
6	Virginia Tech	4
5	Virginia Tech	1
25	Virginia Tech	14
6	Cincinnati	1
12	Cincinnati	3
4	Cincinnati	1
4	Tulane	1
11	Virginia Tech	3
4	Cincinnati	5
8	Southern Mississippi	1
12	Virginia Tech	5
8	Cincinnati	5
**7	Lafayette	2
**4	Central Michigan	2
**8	Mississippi State	11
**6	Illinois	4
**11	Mississippi State	9
**3	Mississippi State	4

1991 Won 56, Lost 15

8	Duke	5
10	Duke	4
9	Duke	3
6	Arizona State	5 (10)
21	Arizona State	5
4	Arizona State	3 (10)
15	Arizona	8
3	Arizona	7
2	Arizona	3
8	Minnesota	4
12	Minnesota	4
8	Minnesota	5
0	New Orleans	6
3	Tulane	0
8	LSU	0
26	Ball State	4
17	Ball State	2
12	Ball State	2
8	Florida	3
5	Florida	3
10	Richmond	3
6	Richmond	2
12	Richmond	4
11	Michigan	6
3	Michigan	0
11	Northern Iowa	2
9	Northern Iowa	0
3	Northern Iowa	0
8	Southern Mississippi	4
5	Southern Mississippi	0
6	Southern Mississippi	4
14	Mercer	2
6	Mercer	5
4	Memphis State	5
4	Memphis State	3 (11)
7	Memphis State	8
5	South Alabama	6 (15)
4	South Carolina	2
7	South Carolina	3
4	South Carolina	9
5	Miami	2
12	Miami	4
8	Miami	5
4	Florida	2
3	Florida	4
6	Louisville	3
5	Louisville	1
14	Louisville	6
10	Tulane	11
1	Tulane	2
4	Jacksonville	7
3	Miami	2
4	Miami	1
6	Miami	8
3	Virginia Tech	2 (12)
4	Virginia Tech	1
11	Virginia Tech	1
15	Cincinnati	5
10	Cincinnati	5
13	Cincinnati	9
9	Cincinnati	3
17	South Carolina	0
1	Southern Mississippi	3
13	Cincinnati	12
10	South Carolina	9 (10)
**6	Coastal Carolina	0
**6	Florida International	3
**5	Alabama	2
**6	Alabama	5
**3	Fresno State	6
**0	Florida	5

1992 Won 49, Lost 21

15	College of Charleston	3
4	College of Charleston	1
4	Arizona State	2
1	Arizona State	4
10	Virginia Military	4
20	Virginia Military	0
5	Virginia Military	4
2	Florida	1
13	Duke	1
4	Duke	5
1	Duke	0
3	Minnesota	1

1	Texas A&M	9
5	Mississippi State	1
14	Charleston Southern	2
13	Charleston Southern	8
6	Coastal Carolina	1
5	Coastal Carolina	2
2	Richmond	1
5	Richmond	1
8	Richmond	2
9	North Carolina	3
2	North Carolina	11
4	North Carolina	2
7	Georgia State	1
22	Georgia State	0
4	N.C. State	0
12	N.C. State	1
4	N.C. State	6
4	Virginia	3
13	Virginia	7
4	Clemson	10
0	Clemson	12
0	Clemson	14
3	Mercer	4
8	Mercer	1
9	Georgia Tech	6
3	Georgia Tech	2
3	Georgia Tech	10
4	Florida	0
6	Miami	10
3	Miami	6
5	Miami	6
1	Florida	3
9	Wake Forest	3
9	Wake Forest	4
11	Wake Forest	1
3	Miami	7
4	Miami	5
3	Miami	2
12	Maryland	4
15	Maryland	3
18	Maryland	5
4	Florida	1
6	Wake Forest	1
2	Clemson	5
7	North Carolina	3
1	N.C. State	0
0	Clemson	11
36	Georgia State	7
17	Georgia State	4
**0	Western Carolina	1
**2	Stetson	0
**4	Kent	2
**9	Stanford	4
**4	Western Carolina	3
**18	Western Carolina	3
**2	Cal State Fullerton	7
**5	California	4
**0	Cal State Fullerton	6

1993 Won 46, Lost 19

7	Winthrop	2
8	Winthrop	5
8	Appalachian State	3
3	Appalachian State	1
7	College of Charleston	6
19	College of Charleston	0
17	College of Charleston	2
3	Cal State Fullerton	2
2	Cal State Fullerton	6
6	Cal State Fullerton	13
2	Florida	0
9	Florida	3
4	Florida	2
8	Florida	4
7	Central Florida	5
1	Purdue	11
6	North Carolina	3
4	North Carolina	3
10	Virginia	5
11	Virginia	0
8	Virginia	1
6	Northern Iowa	0
7	Northern Iowa	4
5	Northern Iowa	2
0	Duke	3
8	Duke	5
3	Duke	1
0	NC State	8

5	NC State	1
1	NC State	4
11	Mercer	2
3	Georgia Tech	10
17	Georgia Tech	3
5	Georgia Tech	1
14	Mercer	1
7	Miami	0
8	Miami	1
6	Miami	2
1	Wake Forest	4
6	Wake Forest	0
2	Wake Forest	7
9	Mercer	0
13	Jacksonville	3
1	Miami	0
3	Miami	4
13	Miami	14
10	Maryland	4
2	Maryland	5
13	Maryland	5
6	Jacksonville	1
7	Clemson	6
4	Clemson	3
1	Clemson	5
3	Jacksonville	4
1	Clemson	6
11	Virginia	2
5	Georgia Tech	2
7	Clemson	5
1	NC State	5
23	Georgia State	1
12	Georgia State	4
**4	South Florida	2
**7	Notre Dame	3
**1	Long Beach State	4
**3	Notre Dame	4

1994 Won 53, Lost 22

11	Hawaii	3
6	Hawaii	4
1	Hawaii	6
9	Hawaii	3
2	Hawaii-Hilo (7)	4
7	Hawaii-Hilo	1
5	Hawaii-Hilo (6)	1
9	Arizona State	7
13	Arizona State	2
9	Arizona State (8)	8
15	Minnesota	10
9	Minnesota	2
12	Minnesota	4
4	Coastal Carolina	0
17	Coastal Carolina	2
4	Coastal Carolina	1
0	Florida	4
10	Florida	5
7	Florida	2
5	Florida	12
0	College of Charleston	3
4	College of Charleston	0
7	College of Charleston	0
15	SE Missouri State	3
13	SE Missouri State	3
3	UNC-Asheville	0
11	UNC-Asheville	2
5	Maryland	2
6	Maryland	0
4	Maryland	6
12	Wake Forest	2
15	Wake Forest	4
17	Wake Forest	4
2	North Carolina	3
9	North Carolina	5
3	N.C. State (10)	2
2	N.C. State	1
8	N.C. State	7
6	Jacksonville (8)	1
6	Miami	3
2	Miami	5
1	Miami	2
11	Mercer (8)	0
5	Mercer	4
6	Miami	1
0	Miami	8
7	Miami	2
0	Jacksonville	3
8	Furman	0

15	Furman	0
6	Georgia Tech	4
2	Georgia Tech	6
5	Georgia Tech	7
1	Duke	4
11	Duke	7
4	Duke	5
2	Clemson	5
5	Clemson	9
8	Clemson	3
0	Virginia	1
8	Virginia	6
13	Virginia	1
5	ACC-N.C. State	6
7	ACC-Maryland	1
18	ACC-Wake Forest	3
10	ACC-Clemson	4
7	ACC-N.C. State	4
1	ACC-Clemson	4
**8	Central Michigan	6
**5	Jacksonville	1
**5	Jacksonville	1
**7	Brigham Young	1
**6	Louisiana State	3
**4	Georgia Tech	12
**3	Cal State-Fullerton	10

1995 Won 53, Lost 16

21	Florida Atlantic (7)	4
11	Florida Atlantic	7
8	Florida Atlantic	4
11	Arizona State	2
14	Arizona State	6
2	Arizona State	8
10	Coastal Carolina	2
6	Coastal Carolina	0
1	Winthrop (11)	2
6	Winthrop	0
4	Wake Forest	0
3	Wake Forest	4
10	Wake Forest	1
2	Louisiana State	6
4	Minnesota (10)	1
17	Michigan	6
6	Florida	3
2	Florida	1
7	Florida	0
3	Florida	9
12	Virginia	7
1	Virginia	2

4	Michigan	3
14	Michigan	4
11	Michigan	2
17	Mercer	1
22	Mercer	7
5	Duke	14
9	Duke	5
6	Duke	2
11	College of Charleston	1
12	College of Charleston	1
6	N.C. State	0
6	N.C. State	5
12	N.C. State	3
11	Jacksonville	1
9	Miami	1
5	Miami	6
3	Miami (11)	2
9	Miami (14)	6
10	Miami	1
2	Miami (12)	3
6	Jacksonville	3
5	Clemson	2
7	Clemson	2
9	Clemson	8
9	Maryland	1
7	Maryland (10)	1
1	Maryland	0
18	Mercer	3
4	Georgia Tech	5
9	Georgia Tech	11
14	Georgia Tech	9
2	North Carolina (8)	3
13	North Carolina	1
3	North Carolina	5
6	ACC-Virginia	0
12	ACC-N.C. State	6
0	ACC-Clemson	11
10	ACC-North Carolina	1
12	ACC-Clemson	2
8	ACC-Clemson	2
**18	Troy State	3
**7	South Alabama	2
**7	Old Dominion	2
**13	Mississippi	1
**3	Oklahoma	2
**2	Miami	4
**11	Southern California	16

* NCAA: District
 **NCAA: World Series
 ***NCAA: Regional



BROOKS BADEAUX WAS THE FIRST FRESHMAN EVER TO START OPENING DAY AT SHORTSTOP IN MIKE MARTIN'S SIXTEEN YEARS AS FSU HEAD COACH.

ALL-TIME ROSTER

-A-

Josh Adee	1995
Bobby Alexander	1982
Terry Alexander	1976
Edwin Alicea	1987-88
Luis Alicea	1984-86
Roy Alvarez	1980
Gene Ammann	1968-70
Bob Armstrong	1992
Johnny Ash	1954-56
Bill Asford	1982-83
Garry Ashley	1953-56
Al Ashmont	1985
Jim Atwood	1953-56
Mike Augustine	1961-63
Tony Avitable	1953-56

-B-

Brooks Badae	1995
Lee Bailey	1951
Roger Bailey	1990-92
Jeff Bangston	1972-73
Rob Bargas	1989-90
Mark Barinecu	1981-83
Ron Bartlett	1976-79
Joe Baxter	1968-69
Clay Baynham	1976
Harold Bazzell	1953
Rory Bazzell	1957-60
Mason Bean	1972-73
Al Beccaccio	1960-62
Mike Bell	1994-95
Bob Benda	1976-77
Michele Bertoldi	1991
Allen Bevis	1989-92
Chip Bifano	1976-77
Ham Bisbee	1955
Barry Blackwell	1985-88
Garrett Blanton	1989-91
Tony Biasucci	1983
Ralph Blinn	1952-53
Jon Bolin	1990-91
Rich Bombard	1979
Phil Bondack	1962-63
Bob Bondi	1954-57
Juan Bonilla	1974-77
Rafael Bournigal	1987
LaDon Boyd	1967
Mike Brady	1987-90
Mike Bretz	1976-79
John Bristol	1955-57
Chris Brock	1989-92
Kevin Brooks	1977-78
Marty Brooks	1965-67
Terry Brooks	1969
Craig Brown	1969-70
Dave Brown	1974
Forrest Brown	1953-54
Pete Brown	1985
Randy Brown	1964-66
Terry Browning	1968-69
Tommy Bryant	1983
Terrell Buckley	1990
Jeff Burger	1969
Joe Burns	1969
Jim Busby	1974-75
Thad Busby	1995
Dave Buss	1959-60
Steve Butler	1994-95
Mike Buttery	1994
Rod Byerly	1987-88
Lee Byers	1961-64

-C-

Nick Carano	1966
Vince Calandra	1984-85
Billy Campbell	1952-55
Bob Canty	1966-68
Brooks Carey	1975-78
Bob Carroll	1972-73
Doug Casey	1978-79
Ron Cash	1970-71
Sid Cash	1990-91

Chris Cawthon	1981-82
Dave Chappel	1974
Gerald Chmielewski	1963-65
Randy Choate	1995
Greg Clayborne	1986-88
Bob Clem	1958-59
Matt Clements	1988-89
Al Cleveland	1969-70
Larry Cocks	1969-70
Hai Cohen	1982
Chester Cole	1965-67
Rick Colzie	1973-74
Chuck Cone	1966-68
Skip Cone	1971-72
David Cook	1966-68
John Cook	1992
Dave Cooper	1976-77
Mike Copps	1957-60
Lee Corso	1954-57
Jerry Couch	1958-59
Bob Craft	1966-68
Keith Craig	1980-81
Ken Cresley	1964-65
Buddy Cribb	1988-90
Charlie Cruz	1992-95
John Cuesta	1953
Mike Cullin	1980-81
Greg Culpepper	1979
Ben Cuny	1975-78

-D-

Dave Dahlen	1963-64
Bill Daniel	1974-75
Jim Daniel	1960-61
Phil Dannunzio	1989
Randy Davidson	1974-75
Brett Davis	1988
Frank Davis	1960-61
Tim Davis	1991-92
Tom Davis	1962-64
Eric Daddens	1983-84
Don DeLoach	1983
Greg Dennis	1983
Jim DeVane	1955
Paul Dirks	1962-64
Kevin Dodge	1981-82
Jerry Donnaway	1957-58
Ken Doris	1971-72
Danny Dowell	1981-83
Steve Downey	1974
Jay Drevis	1984
J.D. Drew	1995
John Drews	1974
Dean Duchak	1965-67
Jack Dull	1960-61
Mac Dunbar	1990-91
Matt Dunbar	1987-90
Chris Dunn	1986

-E-F-

Mike Eason	1966-68
Craig Eaton	1975-76
Frank Echols	1962-63
Scott Edwards	1989
Rudy Eigel	1955-58
Mike Eissey	1973-74
Gary Elliott	1961-63
Jack Emerick	1979-80
Mike English	1967-69
Roy Eppley	1985
Donny Erickson	1987-88
Terry Farmer	1973-74
Adam Faurot	1995
Frank Fazzini	1983-85
Ed Feely	1961
Kenny Felder	1990-92
John Ferguson	1968-70
George Fergusson	1961-62
Dave Fernald	1971-73
Dick Fernandez	1964-66
Joe Fernandez	1953
Robert Ferrar	1962-63
Carl Ferraro	1981
Mike Fields	1978-79

Rich Figueroa	1980-83
Bien Figueroa	1985-86
Gar Finnvoid	1989-90
Ken Fischer	1979-82
Robin Flake	1970-72
Ray Fox	1975-78
Jim Foxwell	1972-75
Ron Fraser	1954-57
Clem Freeman	1981
Doug French	1961-62
Mike Fuentes	1978-81
Bill Fuller	1970-72
Ed Fulton	1985-87

-G-

John Gagnon	1979-80
Randy Galley	1972-73
Tom Garcia	1955
Linwood Garrett	1967-68
Dave Garrison	1984
Steve Gelmine	1982-85
Alan Gentry	1983-84
Wayne Giardino	1964-65
Marc Giordano	1987-88
Mark Gilbert	1978-79
Brian Gilliland	1989-90
Jack Givens	1976-77
Mike Givens	1974
Steve Givens	1982-83
Dick Gold	1967-69
Jeff Gray	1981-84
Harry Green	1966-68
Lane Green	1966-68
Erud Gregory	1989-90
Danny Griffin	1982-83
Pedro Grifol	1989-91
Dave Grimes	1970-71
Carl Gromek	1968-70
Greg Gromek	1968-71
Johnny Gubb	1970
Randy Guemple	1972-73
Jim Gurzynski	1968-69

-H-

Dan Haddock	1979
Bill Hammond	1964-66
Art Haney	1963
Dave Hanselman	1984
Don Harbaugh	1969-71
Jeff Hardy	1976-77
Bryan Harris	1991-93
Dee Harris	1976
Ed Harris	1967-68
Dean Harrison	1988-90
Rick Hatcher	1979-81
Tim Hatcher	1980
Chuck Hawkins	1965-66
Mark Haynes	1952-54
John Hearn	1966-68
Phil Hearn	1966
Ken Heath	1984
George Hehemann	1953-56
Jim Helm	1966-68
Carlee Hendrix	1954-57
Clint Hendry	1993
Tom Henson	1969-71
Joel Hicks	1976-77
Chris Hitt	1995
Ron Hening	1973-74
Wm. Higginbotham	1953-54
Windle Higginbotham	1974-75
Jeff Hill	1967-69
Lance Hitchcock	1966-68
Randy Hodges	1992-95
Jeff Hogan	1967-69
Rick Holloway	1978-79
Maurly Hopkins	1964-66
Bill Home	1973-74
Bill Howell	1961
Chuck Howell	1994-95
Ed Howell	1964-66
Martin Howell	1962-63
Dick Howser	1955-58
Ed Houser	1980-81

Bob Hudson	1954-55
Bruce Huff	1976-79
Gary Huff	1971-73
Ken Huff	1978-81
Philip Hunt	1955
George Hutchinson	1961

-I-J-

Vince Inogna	1984
John Jane	1961
Ken Jarabeck	1978
Lincoln Jarrett	1962-63
Link Jarrett	1991-94
Barry Johnson	1988-89
Jay Johnson	1962-64
Jonathan Johnson	1993-95
Larry Johnson	1962-64
Gordon Johnston	1961
Greg Jones	1976-78
Jimmy Jones	1982-85
Larry Jones	1974-77
Bob Jordan	1966
Bob Jordan	1974
Grady Jordan	1992-93

-K-

Randy Kaiser	1974
Danny Kamell	1993
Doug Kasimer	1969-71
Jim Kaufman	1954-55
Jay Keeler	1980-82
Clyde Keller	1988-89
Mike Kelley	1974-75
Terry Kennedy	1975-77
Fred Kenney	1957-58
Keith Kidd	1985-86
Ricky Kimball	1988-91
John Keith	1969-71
Ron Kims	1953
Dale Koch	1958-59
John Kolb	1981
Dru Kosco	1984-85
Steve Kovensky	1986-87
Charlie Krausche	1961
Robert Kull	1963-65

-L-

Mark Lacy	1981-82
Ernie Langford	1957-60
Rick Langford	1973
Bill Langston	1967
Gary Lawrence	1965-66
Mike Leber	1971-72
David Ledbetter	1982
Jeff A. Ledbetter	1982-84
Jeff S. Ledbetter	1979-82
Larry Lee	1973
Mike Lee	1986
Greg Lewis	1982
Jimmy Lewis	1991
Richie Lewis	1985-87
Ronald Lewis	1987-88
Loren Levy	1982-84
Carlos Lezcano	1974-77
John LiBrandi	1972-73
Joe Licata	1981
Tony Liebsack	1991-92
Doug Little	1983-86
Woody Litwhiler	1962-64
LaWhit Lizzmore	1991-92
Ed Lockhart	1950-53
Brad Long	1977-78
Charlie Long	1961
Max Long	1953-56
Mickey Lopez	1993-95
George Lott	1968-69
Mike Loynd	1983-86
Jose Lugo	1974
Jim Lyttle	1966-67
Keith Lyttle	1989

-M-

Bob Madison	1960-61
Rick Madison	1961
Marty Maier	1973-74
Eric Mangham	1984-86
Harold Mangin	1961-62
Ed Mann	1953
Mike Martin	1965-66
Mike Martin, Jr.	1993-95

Neil Martin	1965-66
Lionel Martinez	1980-81
Steve Marks	1964-66
Jose Marzan	1984-87
John Mason	1967
Jim Mathers	1966
Bob Mayer	1974-76
Jim McArdle	1976-77
Clyde McBride	1963
Monty McBride	1964-65
Owen McCarron	1958
Chad McClellan	1986
Gene McCormick	1957-60
Kevin McCray	1992-93
Jim McCune	1964-65
Blane McDonald	1978-79
Rick McGlone	1974-77
Joe McKinney	1965-66
Mike McLeod	1975-77
Dale McManhan	1966
John McNeese	1991
Ray McShane	1960-62
Bob Merry	1953
Ron Mewbourne	1965-67
Doug Mientkiewicz	1993-95
Billy 'Cooter' Mills	1951-54
Don Milner	1978-79
Bart Mitchell	1982-84
Dave Mobley	1976-79
Orson Mobley	1982
Dave Morano	1978
Jack Morgan	1953
Steve Morgan	1993-95
Todd Morgan	1982-84
Al Moreya	1983
Jeremy Morris	1994-95
Rick Moss	1970-71
Ty Mueller	1989, 91-93
Don Murray	1963-65

-N-O-

John Nedecau	1990-93
Steve Nedecau	1994-95
Tim Nedin	1989
Carl Nelson	1957-60

50 YEARS OF FUN
1947-1997

Flying High
CIRCUS

The Florida State Circus is getting ready for it's 50th anniversary in 1997. Be a part of the fun. Help celebrate 50 great years of tradition and excitement with Florida State University and the Florida State Flying High Circus.

**For further information, call the
Florida State University Circus at 904/644-4874**

Roger Nettles	1967
John Nicholas	1975-76
Dave Nichols	1971-72
Dick Nichols	1968-70
Joe Nichols	1976-79
Gary Nichols	1963-65
Jerry Nielsen	1987-88
Jack Niles	1993-94
Randy Niles	1995
Klyne Nowlin	1951-53
Danny O'Brien	1973-75
Phil Olson	1993-95
Pat Osburn	1970
Danny Owen	1975-76

-P-

Joe Paocetti	1985
Gary Painter	1989-90
Bert Palmer	1953
Keith Parenteau	1980
Brad Parker	1988-90
Derek Parker	1979
Craig Patterson	1978-79
Ray Pearson	1953
Ed Peres	1972-73
Eduardo Perez	1989-91
Jerry Phillip	1957-58
Tim Phillips	1980-82
Chris Pinder	1984
Charlie Pinkermann	1956-59
Keith Pitchford	1962-63
Bruce Pollack	1967
Chris Pollack	1986-87
Ed Porcelli	1986-87
Tim Porter	1969-70
Lynn Powell	1963
Dave Price	1970-72
Brad Prior	1976

-R-

Craig Ramsey	1976-79
Cliff Ramew	1964-65
Rocky Rau	1989-90
Derek Reams	1993
Bob Reboin	1989
Jim Reed	1964-65
Jody Reed	1983-84
Rory Revak	1984-85
Dave Rhino	1982
Marty Rice	1971-74
Mike Riebling	1967-69
Justin Rigney	1992
Kevin Riggsby	1978
Rim Riley	1978-79
Don Roatche	1969-72
Chris Roberts	1990-92
Pete Roberts	1967
Kenny Robinson	1991
Matt Robinson	1982-83
Charlie Rodgers	1957-60
Marc Ronan	1988-90
Tom Rosa	1972-73
Jack Ross	1960-62
Larry Rothschild	1974
George Roundtree	1962-64
Mike Rudi	1987-88
Jim Rushworth	1992

-S-

Harry Saferight	1970-71
Rick Saffel	1979
Tom Sailor	1982
Jeremy Salazar	1995
Chuck Sanders	1952-53
Deion Sanders	1987-88
Jerry Santos	1988-89
Pete Saron	1965-66
Craig Saxner	1985-86
Bill Saunders	1976
Mac Scarce	1970-71
Mike Scarce	1971-72
Glayden Schafer	1953
Jim Scheller	1969-70
Ed Schneider	1980-81
Mike Schmitz	1993
Greg Schmutz	1968-70
Scott Schroeffel	1993
Jim SeEVERS	1955
Brian Senior	1995
Nandy Serrano	1991-92
John Sheppard	1957-58
Bob Sherman	1961

Tim Sherrill	1972-73
Buddy Shaw	1983
Chad Sheffer	1993
Ken Shimchak	1977-79
Gordon Shirah	1954-56
Jamey Shouppe	1981-82
Bob Shupack	1953
Howard Siegle	1974
Herb Sikes	1969-72
Ken Silvestri	1971-72
Bob Skala	1953
Craig Skok	1968-69
Mike Skoutelakis	1987
Mike Slade	1969-72
Ken Sloan	1966
Paul Sorrento	1984-86
David Sorokowski	1988-89
David Smalley	1980-83
Frank Slusser	1956-58
Dwight Smith	1961-63
Jackie Smith	1976-77
Ken Smith	1985
Kevin Smith	1985
Roger Smith	1972-73
Rick Snyder	1971-73
Tom Snyder	1982
Kyle Spitzer	1960-62
James Spooner	1967
Gary Sprague	1966
Bill Stagland	1961
Scott Steinitz	1989
Darnell Stewart	1966-67
Kent Stille	1963
Jack Straub	1953
Michael Stubbs	1988
Len Sullivan	1967
Mary Stringfellow	1965-67
Ken Suarez	1963
Walt Sumner	1968-69
Bob Sutton	1966
Harvey Sweeney	1954-56
Alan Swindle	1980-82
Carl Szymanski	1974

-T-

Steve Taddeo	1986-87
Houston Taff	1966
Jeff Tam	1993
John Marc Tamayo	1988-90
Jeff Tandlich	1974
Bruce Tanner	1981-83
Buddy Teagle	1960-62
Steve Tebbetts	1973-75
Al Thomas	1962-63
Mike Thomas	1976
Paul Thomas	1984-87
Tom Thomas	1966-67

Jeff Tibbitts	1991
Mike Tice	1978-79
Ed Trancygier	1961
Ronnie Traylor	1978-79
Doug Treadway	1983-84
John Tucker	1961-62
Gale Tuggle	1955-56
Jerry Turner	1961
Fred Twomey	1954-57

-U-V-


Pat Underhill	1989
Mike Vasquez	1968-71
Bob Vaughn	1955-56
Gary Viejo	1976
Wayne Vincent	1966-68

-W-

Bobby Waits	1954-57
Doug Walker	1960-61
Jim Ward	1965-66
John Wasdin	1991-93
Colby Weaver	1992-94
Jim Weaver	1980
Ham Wernke	1954-55
Bill Westendick	1957-60
Ed West	1976
Jimmy White	1960-62
Chuck Witaker	1967-68
Chas Widden	1953
Dick Wiggins	1970-80
Bob Wilcox	1964-65
Denny Williams	1972-73
Laverne Williams	1953
Bill Williamson	1962-63
Gary Williamson	1963-64
Paul Wilson	1992-94
John Wolfner	1979-80
Howard Wood	1967
Matt Woodward	1995
Woody Woodward	1962-64
Bob Wooley	1965-67
Bob Wynn	1953-54

-X-Y-Z-

Cassy Yarbrough	1992
Ed Yarnell	1966-67
Mike Yastrzemski	1980-83
Manny Yglesias	1953
David Yocum	1994-95
Jose Zabala	1995
Scott Zech	1994-95
Greg Zera	1968-71
Bill Ziegler	1966-67
Roger Zimmerman	1961
Tom Zoeller	1983-86



SCOOBY MORGAN IS THE ONLY SENIOR ON THE 1996 FSU PITCHING STAFF.

Tallahassee Orthopedic Clinic



The Medical Team Behind the Team

Tom C. Haney, M.D.
KNEE SURGERY
SPORTS MEDICINE

Charles H. Wingo, M.D.
DISEASES OF THE SPINE

J. Rick Lyon, M.D.
JOINT RECONSTRUCTION
AND SPORTS MEDICINE

Kris D. Stowers, M.D.
MUSCULOSKELETAL &
SPORTS MEDICINE

L. Gene Thornburg, M.D.
HAND SURGERY
GENERAL ORTHOPEDICS

Wm. D. Henderson, Jr., M.D.
KNEE SURGERY
SPORTS MEDICINE

Donald M. Dewey, M.D.
FOOT & ANKLE SURGERY
GENERAL ORTHOPEDIC SURGERY

Mark E. Fahey, M.D.
GENERAL
ORTHOPEDIC SURGERY

Gregg A. Alexander, M.D.
MUSCULOSKELETAL MEDICINE
DISORDERS OF THE SPINE

Robert L. Thornberry, M.D.
HIP & KNEE RECONSTRUCTION SPORTS
MEDICINE

Steve E. Jordan, M.D.
ORTHOPEDIC SURGERY
SPORTS MEDICINE

D. Christian Berg, M.D.
HAND AND UPPER EXTREMITIES

Greg A. Williams, D.O.
MUSCULOSKELETAL MEDICINE
OCCUPATIONAL MEDICINE

3334 Capital Medical Blvd  Suite 400

Professional Office Building

(904) 877-8174

FSU IN NCAA CHAMPIONSHIPS

YEAR-BY-YEAR NCAA & CWS RESULTS

1956 NCAA DISTRICT 3 PLAYOFFS, GASTONIA, NC

OPPONENT	FSU	OPP	W-L
Duke	2	1	W
Duke	2	4	L
Duke	6	7	L

1957 NCAA DISTRICT 3 PLAYOFFS, GASTONIA, NC

Georgia Teachers	5	3	W
Duke	3	2	W
Duke	6	8	L
Duke	4	1	W

1957 COLLEGE WORLD SERIES, OMAHA, NE

Penn State	0	7	L
Connecticut	3	5	L

1958 NCAA DISTRICT 3 PLAYOFFS, GASTONIA, NC

George Washington	3	1	W
Florida	1	2	L
Clemson	5	8	L

1959 NCAA DISTRICT 3 PLAYOFFS, GASTONIA, NC

George Washington	3	2	W
Clemson	2	24	L
Georgia Tech	16	9	W
Clemson	0	5	L

1961 NCAA DISTRICT 3 PLAYOFFS, GASTONIA, NC

West Virginia	3	1	W
Duke	2	7	L
West Virginia	3	4	L

1962 NCAA DISTRICT 3 PLAYOFFS, GASTONIA, NC

Florida	0	1	L
West Virginia	6	5	W
Florida	3	1	W
Wake Forest	10	8	W
Wake Forest	3	2	W

1962 COLLEGE WORLD SERIES, OMAHA, NE

Santa Clara	5	1	W
Ithaca	5	4	W
Michigan	7	10	L
Santa Clara	6	11	L

1963 NCAA DISTRICT 3 PLAYOFFS, GASTONIA, NC

Auburn	4	3	W
Wake Forest	12	4	W
Wake Forest	5	6	L
Wake Forest	11	5	W

1963 COLLEGE WORLD SERIES, OMAHA, NE

W. Michigan	5	2	W
Arizona	3	4	L
Southern Cal	3	4	L

1965 NCAA DISTRICT 3 PLAYOFFS, GASTONIA, NC

Mississippi State	3	6	L
Maryland	7	3	W

Mississippi State	6	2	W
Furman	2	1	W
Furman	7	5	W

1965 COLLEGE WORLD SERIES, OMAHA, NE

Ohio State	1	2	L
Texas	3	2	W
St. Louis	3	5	L

1966 NCAA DISTRICT 3 PLAYOFFS, GASTONIA, NC

Mississippi State	3	4	L
East Carolina	6	4	W
Mississippi State	7	0	W
North Carolina	6	5	W
North Carolina	4	6	L

1967 NCAA DISTRICT 3 PLAYOFFS, GASTONIA, NC

Clemson	5	3	W
Auburn	3	13	L
Clemson	4	6	L

1968 NCAA DISTRICT 3 PLAYOFFS, GASTONIA, NC

East Carolina	1	2	L
Auburn	6	1	W
East Carolina	3	2	W
N. Carolina State	15	12	W
N. Carolina State	1	4	L

1970 NCAA DISTRICT 3 PLAYOFFS, GASTONIA, NC

East Carolina	2	0	W
Maryland	10	1	W
Mississippi State	5	4	W

1970 COLLEGE WORLD SERIES, OMAHA, NE

Arizona	4	0	W
Dartmouth	6	0	W
Texas	1	5	L
Ohio	2	0	W
Texas	11	2	W
Southern Cal	1	2	L

1972 NCAA DISTRICT 3 PLAYOFFS, GASTONIA, NC

South Alabama	5	6	L
Richmond	10	5	W
Mississippi	3	8	L

1975 NCAA REGIONAL, STARKVILLE, MI

Miami	1	0	W
LSU	4	2	W
Miami	6	5	W

1975 COLLEGE WORLD SERIES, OMAHA, NE

E. Michigan	1	2	L
Seton Hall	0	11	L

1976 NCAA REGIONAL, TALLAHASSEE, FL

Jacksonville	6	1	W
Auburn	1	2	L
Jacksonville	7	9	L

1978 NCAA REGIONAL, MIAMI, FL

Marshall	0	4	L
Miami	2	7	L

1979 NCAA REGIONAL, TALLAHASSEE, FL

Florida	5	9	L
Delaware	6	7	L

1980 NCAA REGIONAL, TALLAHASSEE, FL			
New Orleans	10	8	W
Western Kentucky	19	7	W
Western Kentucky	10	5	W

1980 COLLEGE WORLD SERIES, OMAHA, NE

Hawaii	6	7	L
Arizona	3	5	L

1981 NCAA REGIONAL, MIAMI, FL

Florida	5	1	W
Minnesota	9	5	W
Miami	6	14	L
Florida	4	5	L

1982 NCAA REGIONAL, AUSTIN, TX

Eastern Michigan	2	7	L
Ohio State	8	3	W
Oklahoma	5	6	L

1983 NCAA REGIONAL, TALLAHASSEE, FL

South Alabama	8	2	W
Alabama	5	7	L
Miami	5	10	L

1984 NCAA REGIONAL, TALLAHASSEE, FL

Stetson	7	10	L
East Carolina	4	7	L

1985 NCAA REGIONAL, TALLAHASSEE, FL

George Mason	11	0	W
Georgia Tech	9	1	W
Arkansas	6	7	L
Georgia Tech	3	8	L

1986 NCAA REGIONAL, TALLAHASSEE, FL

N. Carolina State	10	6	W
Texas A & M	12	9	W
South Florida	11	7	W

1986 COLLEGE WORLD SERIES, OMAHA, NE

Indiana State	5	3	W
Miami	7	2	W
Arizona	5	9	L
Oklahoma State	6	5	W
Miami	4	3	W
Arizona	2	10	L

1987 NCAA REGIONAL, TALLAHASSEE, FL

East Carolina	10	5	W
Miami	5	2	W
South Alabama	12	3	W
South Alabama	3	6	L
South Alabama	9	2	W

1987 COLLEGE WORLD SERIES, OMAHA, NE

LSU	2	6	L
Arizona State	3	0	W
Texas	4	6	L

1988 NCAA REGIONAL, TALLAHASSEE, FL

Stetson	10	3	W
Tulane	8	6	W
Florida	3	9	L
Stetson	2	7	L

1989 NCAA REGIONAL, TALLAHASSEE, FL

Rider	13	7	W
South Florida	8	1	W
Auburn	7	6	W
Clemson	8	1	W

1989 COLLEGE WORLD SERIES,			
OMAHA, NE			
North Carolina	4	2	W
Wichita State	4	2	W
Wichita State	4	7	L
Wichita State	9	12	L
1990 NCAA REGIONAL, STARKVILLE, MS			
Lafayette	7	2	W
Central Michigan	4	2	W
Mississippi State	8	11	L
Illinois	6	4	W
Mississippi State	11	9	W
Mississippi State	3	4	L
1991 NCAA REGIONAL, TALLAHASSEE, FL			
Coastal Carolina	6	0	W
Fla. International	6	3	W
Alabama	5	2	W
Alabama	6	5	W
1991 COLLEGE WORLD SERIES,			
OMAHA, NE			
Fresno State	3	6	L
Florida	0	5	L
1992 NCAA REGIONAL, TALLAHASSEE, FL			
Western Carolina	0	1	L
Stetson	2	0	W
Kent	4	2	W
Stamford	9	4	W
Western Carolina	4	3	W
Western Carolina	18	3	W
1992 COLLEGE WORLD SERIES,			
OMAHA, NE			
Cal. State-Fullerton	2	7	L
California	5	4	W
Cal. State-Fullerton	0	6	L
1993 NCAA REGIONAL, TALLAHASSEE, FL			
South Florida	4	2	W

FSU IN THE COLLEGE WORLD SERIES

All-Time CWS Record	18-28
Appearances	14
First Appearance	1957
Last Appearance	1995
Top Finish	Second (1986, 1970)
CWS Appearances	1957, 62, 63, 65, 70, 75, 80, 86, 87, 89, 91, 92, 94, 95

FSU IN THE NCAA PLAYOFFS


(Regional/District 3)	
All-Time Record	79-44
Appearances	33
First Appearance	1956
Last Appearance	1995
Consecutive Appearances	18

Notre Dame	4	3	W	Cal. State-Fullerton	3	10	L
Long Beach State	1	4	L	1995 NCAA REGIONAL, TALLAHASSEE, FL			
Notre Dame	3	4	L	Troy State	18	3	W
 				South Alabama	7	2	W
1994 NCAA REGIONAL, TALLAHASSEE, FL				Old Dominion	7	2	W
Central Michigan	8	6	W	Mississippi	13	1	W
Jacksonville	5	1	W	1995 COLLEGE WORLD SERIES,			
Jacksonville	5	1	W	OMAHA, NE			
Brigham Young	7	1	W	Oklahoma	3	2	W
 				Miami	2	4	L
1994 COLLEGE WORLD SERIES,				Southern Cal	11	16	L
OMAHA, NE							
LSU	6	3	W				
Georgia Tech	4	12	L				

Prestige

MOTOR CAR GALLERY

What's In A Name? Everything.



Anyone can sell you a new or preowned Lexus, Mercedes Benz, Jaguar, BMW or other prestigious motorcar, but Prestige Motorcar Gallery is the only locally-owned dealership who has been standing by what we sell for the past 13 years. While others have changed, we've remained the same! Offering you the

courteous sales and service you've become accustomed to. Prestige is here for you yesterday, today and the tomorrows. No other dealership can say the same! Prestige Motorcar Gallery... your affordable alternative.

SALES • SERVICE • LEASING
3112 WEST TENNESSEE ST. • 576-4661


ALL-TIME COACHING RECORDS



**CHARLIE
ARMSTRONG**
(1948-51)

YEAR	W-L-T	PCT.
1948	9-8-0	.529
1949	11-8-0	.579
1950	13-7-0	.650
1951	16-6-0	.727
TOTALS	49-29-0	.628

1967	32-14-0	.696
1968	35- 6-0	.854
TOTALS	161-57-1	.737



**JACK
STALLINGS**
(1969-74)

1969	38-13-1	.726
1970	49- 9-1	.839
1971	41-16-0	.719
1972	45-23-0	.662
1973	38-21-0	.644
1974	37-25-0	.597
TOTALS	248-107-2	.697



**DICK
HOWSER**
(1979)

1979	43-17-1	.713
------	---------	------



**RALPH
MATHERLY**
(1952-54)

1952	17- 4-0	.810
1953	13-10-1	.563
1954	13- 8-0	.619
TOTALS	43-22-1	.659



**WOODY
WOODWARD**
(1975-78)

1975	49-10-0	.831
1976	40-16-0	.714
1977	37-13-0	.740
1978	44-18-0	.710
TOTALS	170-57-0	.7488



**MIKE
MARTIN**
(1980-PRESENT)

1980	51-12-0	.810
1981	56-23-0	.709
1982	56-17-1	.764
1983	55-18-1	.750
1984	55-29-0	.655
1985	59-23-0	.720
1986	61-13-0	.824
1987	55-18-0	.753
1988	50-18-1	.714
1989	54-18-0	.750
1990	57-15-0	.792
1991	57-14-0	.803
1992	49-21-0	.700
1993	46-19-0	.708
1994	53-22-0	.707
1995	53-16-0	.768
TOTALS	867-296-3	.744




**DANNY
LITWHILER**
(1955-63)

1955	17- 6-0	.739
1956	25- 7-0	.781
1957	22- 9-0	.710
1958	20- 7-0	.741
1959	22-11-0	.667
1960	13- 9-0	.591
1961	21- 7-0	.750
1962	23-14-0	.622
1963	26-13-0	.667
TOTALS	189-82-0	.697



**FRED
HATFIELD**
(1964-68)

1964	23-13-0	.639
1965	32-11-1	.739
1966	39-13-0	.750



Field Of Dreams.



Financial Futures Begin At NationsBank.

Young children dream of someday becoming big league baseball stars, hitting home runs, making great plays and signing autographs. It's a dream. A dream that can come true if they work hard enough and believe.

Like a young child, we all have dreams. Dreams of being able to provide the best for our family, a nice home, a good education and financial security. At NationsBank, we have the resources, the services

and the commitment to help you achieve your dreams.

Our lineup of services include checking and savings accounts, certificates of deposit and individual retirement accounts, consumer loans and home equity loans, just to name a few.

So, when you look out at that vast field of financial opportunities, think NationsBank. Where it's not just a field of dreams; it's a field of endless financial possibilities.


Proud Sponsor of the Florida State Seminoles.

NationsBank®


NationsBank, N.A. (South). Member FDIC. Equal Housing Lender. ©1996 NationsBank Corporation.

FLORIDA STATE & TEAM USA

Over the past several years, Florida State players have become regulars on Team USA rosters. Nine recent Seminoles have represented the United States and Florida State University all over the globe. In 1994 Jonathan Johnson, Doug Mientkiewicz, and Phil Olson toured with Team USA, playing on baseball diamonds from Canada to Cuba to Japan.




PEDRO GRIFOL
C — 1989



RICKY KIMBALL
RHP — 1990




CHRIS ROBERTS
OF/LHP — 1991




TIM DAVIS
LHP — 1992




MIKE MARTIN
C — 1993




PAUL WILSON
RHP — 1993



JONATHAN JOHNSON
RHP — 1994



DOUG MIENTKIEWICZ
1B — 1994



PHIL OLSON
RHP — 1994

SEMINOLES IN THE PROS

The Florida State baseball program continued its strong tradition of churning out top talent to the major league draft as nine players from the 1995 squad were drafted and signed professional contracts.



JONATHAN JOHNSON

Pitchers Jonathan Johnson (Texas) and David Yocum (Los Angeles) were added to an elite list of Seminole first-round draft picks. Florida State has had five players selected in the first-round in the past four years, including Paul Wilson, the first pick of the 1994 draft by the New York Mets.

Other Seminoles picked in the 1995 June Draft were Doug Mientkiewicz (Minnesota), Mike Martin, Jr. (San Diego), Mickey Lopez (Milwaukee), Charlie Cruz (Atlanta), Mike Bell (Montreal), Phil Olson (New York Mets) and Randy Hodges (Atlanta).


Since the major league draft was instituted in 1966, 147 Florida State players have signed contracts with major league teams. Thirty-four former players have ascended to play with major league teams while others, like the late Dick Howser and Woody Woodward, have become successful coaches and administrators on the major, minor and collegiate levels.

Current Seminoles in the majors include the ever colorful two-sport star Deion Sanders, who is now with the San Francisco Giants and is attempting to add to his Super Bowl ring collection as a member of the Dallas Cowboys. Firstbaseman Paul Sorrento showcased his talents for the 1995 American League Champion Cleveland Indians in the World Series. Sorrento cranked out 25 home runs and 79 RBI in one of his finest seasons as a pro. Secondbaseman Luis Alicea enjoyed a successful season with the Boston Red Sox, as he knocked in 44 runs and stole 13 bases. Jody Reed of San Diego batted .256 and produced 40 RBI for the Padres. Eduardo Perez, a former first-round draft pick, continued to play for the California Angels.

Richie Lewis (Florida) and Tim Davis (Seattle) continued work in their relief roles. Pitchers Matt Dunbar (Florida) and John Wasdin (Oakland) each saw their first action in the big leagues.

Other Florida State products like Paul Wilson in the Mets organization are of the brink of breaking into the majors. Florida State players enter the draft well-prepared


and make quick ascents to the major leagues. Pitcher Mike Loynd and Alicea are prime examples of that coaching and preparation. Loynd pitched in his first game as a Texas Ranger in 1986, just six weeks after coming out of Florida State as the Golden Spikes Award winner. Alicea was the second player to reach the majors out of the draft in 1986, as the St. Louis Cardinals' secondbaseman in 1988.



DAVID YOCUM

Following is a year-by-year listing of Seminoles who signed professional contracts out of Florida State and the teams with which they signed.

Following is a year-by-year listing of Seminoles who signed professional contracts out of Florida State and the teams with which they signed.



Reprinted with permission from Baseball America.

-1995-

Jonathan Johnson Texas
David Yocum Los Angeles
Doug Mientkiewicz Minnesota
Mike Martin, Jr. San Diego
Mickey Lopez Milwaukee
Charlie Cruz Atlanta
Mike Bell Montreal
Phil Olson New York (NL)
Randy Hodges Atlanta

-1994-

Paul Wilson New York (NL)
Link Jarrett Colorado
Colby Weaver Atlanta
Jack Niles New York (NL)

-1993-

John Wasdin Oakland
Mike Schmitz New York (AL)
Bryan Harris California
John Nedera California
Jeff Tam New York (NL)

-1992-

Chris Roberts New York (NL)
Kenny Felder Milwaukee
Roger Bailey Colorado
Tim Davis Seattle
Chris Brock Atlanta
Nancy Serrano California
Jim Rushworth Montreal

-1991-

Garrett Blanton St. Louis
Pedro Grifol Minnesota
Ricky Kimball Oakland
Jimmy Lewis Houston
Eduardo Perez California
Kenny Robinson Toronto

-1990-

Rob Bargas Montreal*
Mike Brady Los Angeles
Matt Dunbar New York (AL)
Gar Finnvoid Boston
Brad Gregory California*
Gary Painter Boston
Marc Ronan St. Louis

-1989-

Clyde Keller St. Louis
Tim Nedin Minnesota

-1988-

Edwin Alicea Atlanta
Barry Blackwell Cleveland
Rod Byerly Pittsburgh
Bret Davis Montreal
Jerry Nielsen New York (AL)
Deion Sanders New York (AL)

-1987-

Rafael Bournigal Los Angeles
Ed Fulton St. Louis
Richie Lewis Montreal
Jose Marzan Minnesota
Chris Pollack Montreal
Steve Taddeo New York (AL)
John Wanish Los Angeles

-1986-

Eric Mangham Los Angeles
Paul Sorrento California
Luis Alicea St. Louis
Bien Figueroa St. Louis
Doug Little Chicago (AL)
Mike Loynd Texas

-1985-

Frank Fazzini Milwaukee
Kevin Smith Houston
Steve Gelmire Houston

-1984-

Jody Reed Boston
Jeff Gray Philadelphia
Doug Treadway Los Angeles

-1983-

Bruce Tanner Chicago (AL)
David Smalley New York (AL)
Mike Yastrzemski Atlanta
Tony Blasucci Pittsburgh
Mark Barineau Cleveland

-1982-

Jeff Ledbetter Boston
Chris Cawthon Cleveland
Jay Keeler Cleveland
Tim Phillips Toronto
Jamey Shouppe Houston
Allen Swindle Cincinnati

-1981-

Mike Fuentes Montreal
Clem Freeman Cincinnati
Rick Hatcher Atlanta
Joe Licata New York (AL)
Ed Schneider Toronto

-1980-

Ken Smith New York (AL)
Jim Weaver Minnesota

-1979-

Craig Patterson Kansas City
Joe Nichols Montreal
Rick Holloway Oakland

-1978-

Blane McDonald Atlanta
Mark Gilbert Chicago (AL)
Brooks Carey Baltimore
Bob Benda Detroit

-1977-

Guillermo Bonilla Cleveland
Ben Curry Cleveland
Larry Jones Baltimore
Terry Kennedy St. Louis
Carlos Lezcano Chicago (NL)
Jim McArdle Cincinnati
Rick McGlone Kansas City
Mike McLeod New York (AL)
Jackie Smith Chicago (AL)
Joel Hicks Chicago (AL)

-1976-

Craig Eaton Kansas City

Jeff Hardy Chicago (AL)
Bob Mayer Cincinnati

-1975-

Jim Busby Pittsburgh
Randy Davidson Cincinnati
Danny O'Brien St. Louis
Larry Rothschild Cincinnati
Steve Tebbetts Cincinnati

-1974-

Ron Herring Montreal
Marty Maier Kansas City

-1973-

John Librandi Pittsburgh
Rick Colzie Cincinnati
Roger Smith California
Rick Snyder Minnesota
Rick Langford Kansas City

-1972-

Dave Nichols Minnesota
Don Roatche Boston
Herb Sykes St. Louis

-1971-

Ron Cash Detroit
Al Cleveland Detroit
Greg Gromek Detroit
Mike Leber Boston
Harry Safertight Philadelphia
Mac Scarce Philadelphia

-1970-

Gene Ammann Milwaukee
John Grubb San Diego
Tom Henson Cincinnati
Dick Nichols Boston
Mike Slade Texas
Pat Osburn Cincinnati

-1969-

Mike Easom Montreal
Jim Gurzynski Los Angeles
Chuck Hines Pittsburgh
Jeff Hogan Detroit
George Loft Montreal
Dave Moates Texas
Craig Skok Boston
Dick Gold Chicago (AL)
Chuck Cone San Diego

-1968-

Tom Cook Oakland
Steve Mastin Oakland
Wayne Vincent Seattle
LaDon Boyd Oakland

-1966-

Jim Lyttle New York (AL)
Gary Sprague Cleveland
Eddie Howell Kansas City
Dick Fernandez Kansas City
Randy Brown California
Pete Sarron Cleveland
Mike Martin New York (NL)
Maury Hopkins New York (NL)

**Drafted by independent minor league team first, then picked up by team listed.*

FLORIDA STATE MAJOR LEAGUERS


PLAYER	YEAR DRAFTED	MAJOR LEAGUE TEAM(S)/TENURE
Dick Howser	pre-draft	Kansas City A's 1961-63; Cleveland 1963-66; New York (AL) 1967-68
Ken Suarez	pre-draft	Kansas City A's 1966-67; Cleveland 1968-69, 71; Texas 1972-73
Woody Woodward	pre-draft	Milwaukee Braves 1963-65; Atlanta Braves 1966-68; Cincinnati 1968-71
Jim Lyttle	1966	New York (AL) 1969-71; Chicago (AL) 1972; Montreal 1973-76; Los Angeles 1976
Dave Moates	1969	Texas 1974-76
John Grubb	1970	San Diego 1972-76; Cleveland 1977-78; Texas 1978-82; Detroit 1983-87
Pat Osburn	1970	Cincinnati 1974; Milwaukee 1975
Ron Cash	1971	Detroit 1973-74
Mac Scarce	1971	Philadelphia 1972-74; New York (NL) 1975; Minnesota 1978
Rick Langford	1973	Oakland 1977-86
Larry Rothschild	1975	Detroit 1981-82
Juan Bonilla	1977	San Diego 1981-83; New York (AL) 1985; Baltimore 1986; New York (AL) 1987
Terry Kennedy	1977	St. Louis 1978-80; San Diego 1981-86; Baltimore 1987-88; San Francisco 1989-91
Carlos Lezcano	1977	Chicago (NL) 1980-81
Mark Gilbert	1978	Chicago (AL) 1985
Jim Weaver	1980	California 1987-88
Mike Fuentes	1981	Montreal 1983-84
Bruce Tanner	1983	Chicago (AL) 1985
Jeff Gray	1984	Boston 1989-91
Jody Reed	1984	Boston 1988-92, Los Angeles 1993, Milwaukee 1994, San Diego 1995
Paul Sorrento	1986	Minnesota 1989-91, Cleveland 1992-95
Luis Alicea	1986	St. Louis 1988, 91-94, Boston 1995
Mike Loynd	1986	Texas 1986-87
Bien Figueroa	1986	St. Louis 1992
Richie Lewis	1987	Baltimore 1992, Florida 1993-95
Rafael Bournigal	1987	Los Angeles 1992-94
Deion Sanders	1988	New York (AL) 1989-90; Atlanta 1991-94, Cincinnati 1995, San Francisco 1995
Jerry Nielsen	1988	New York (AL) 1992
Gar Finnvoid	1990	Boston 1994
Marc Ronan	1990	St. Louis 1993
Matt Dunbar	1990	Florida 1995
John Wasdin	1993	Oakland 1995
Eduardo Perez	1991	California 1993-94
Tim Davis	1992	Seattle 1994

FSU'S FIRST ROUND DRAFT CHOICES

PLAYER, POSITION	YEAR DRAFTED	TEAM
Jim Lyttle, OF	1966	New York (AL)
Tom Cook, C	1968	Oakland
Terry Kennedy, C	1977	St. Louis
Jeff Ledbetter, OF	1982	Boston
Luis Alicea, 2B	1986	St. Louis
Eduardo Perez, 1B/OF	1991	California
Chris Roberts, P/OF	1992	New York (NL)
Kenny Felder, OF	1992	Milwaukee
John Wasdin, P	1993	Oakland
Paul Wilson, P	1994	New York (NL)
Jonathan Johnson, P	1995	Texas
David Yocum, P	1995	Los Angeles



HOW ABOUT GOING INSIDE FOR SOME FRESH AIR?

Not only does the Mercedes-Benz S-Class make the act of driving more enjoyable, its unique activated charcoal filter can even make the act of breathing more enjoyable. So step inside for some fresh air; test-drive the S-Class at your authorized Mercedes dealer.  Mercedes-Benz*

Superior Imports

3963 West Tennessee Street (904) 574-3777

“Same Superior Location With New Superior Ownership”


*Standard on S500, S600 models. Available option on S320, S420 and S350 Turbodiesel.

©1994 Authorized Mercedes-Benz Dealers

PREPARATION.

PERSEVERANCE.

PERFECTION.



With a little insight, a young man's dreams can become his treasure. But when it comes to building a collection of lasting value, it takes countless hours of work, meticulous attention to detail, shrewd trading and endless patience.

So, too, with building and preserving wealth.

Mowell Financial Group is committed to a highly personalized, conservative, long-term investment approach based on in-depth research, a disciplined management style and a keen sense of value, with safety of principal always at the forefront of every investment decision.

Let us build and manage a successful investment program that will help you achieve your goals.

MOWELL FINANCIAL GROUP

Investment Counsel

407 East Sixth Avenue • Tallahassee, Florida • (904) 386-6161
Registered Investment Advisors, Securities & Exchange Commission

Barnett Bank Has The Card For Every Nole

Florida State University fans are the greatest in the world! And, no matter what your status – student, parent, alumnus or just avid, all-out supporter – you share the same enthusiasm and love for the Noles.

And there's no better way to show your support than with a Florida State University Visa and MasterCard from Barnett Bank. That's because Barnett will make a generous financial contribution to the University each time you use your official Florida State University credit card. This is money that can be used for scholarships, capital improvements – any worth-while purpose.

Don't wait!



Show your
colors and
support for
the school
you love!



Stop by
your nearest
Barnett Bank
office or call
1-800-323-6276

and request your exclusive Florida State University
Visa or MasterCard.



©1994, Barnett Banks
All Barnett Banks are insured by the FDIC.

