



1996 SEASON REVIEW



1996: THE YEAR IN REVIEW

THE SEMINOLES SECOND HOME

Florida State made its third consecutive trip to the College World Series after winning four straight in the NCAA West Regional hosted by Stanford University. It was the first time in school history that the Seminoles have advanced to the CWS for three straight years. Scooby Morgan, Chuck Howell, Steve Nedeau and Jeremy Morris have were members in each of the three seasons.

MARTIN'S MILESTONE

FSU head coach Mike Martin reached his 900th career victory with a 4-1 win at Jacksonville on April 10, 1996. Martin is just the 23rd coach in Division I history to accomplish the feat.

FSU CAPTURES FIRST ACC REGULAR SEASON TITLE


The Seminoles won their first ACC regular season title since becoming a member of the league in 1992. FSU's 19 victories last season was the second most by an ACC team in conference history.

ANOTHER 50- WIN SEASON

For the 15th time in Mike Martin's 17 years at the helm of the FSU baseball program, Florida State reached the 50-win mark. Martin has had three consecutive 50-plus win campaigns in as many years.

WINNING OUT WEST

Florida State was on fire during the NCAA West Regional, posting a .389 batting average and 1.50 ERA in four games at Stanford. The pitching staff held opponent batters to just a .161 average. FSU also outscored its opponents 40-7 during the four-game tournament.



SCOOBY SHINES

Pitcher/designated hitter Scooby Morgan earned NCAA West Regional MVP honors after hurling his way to two Seminole victories and batting .385 with three RBI. Morgan contributed to FSU's trip to Stanford in every way as he gave up just two runs on four hits in 12 innings pitched and belted a double, triple and home run.

MORRIS BREAKS DOUBLES RECORD

Leftfielder Jeremy Morris set a new NCAA single-season doubles record with his 36 two-baggers on the year. Morris' feat will also go down in the FSU and ACC record books.

GRAND SLAM DERBY

The 1996 Florida State team set many records, but by far the most impressive was the school grand slam mark. The Seminoles hit a total of eight on the season, eclipsing the 1984 team's record of seven. Leftfielder Jeremy Morris' second grand slam of the season against Virginia on May 11th actually broke the record. J.D. Drew (2), Scooby Morgan, Jeremiah Klosterman, Jeremy Salazar and Scott Zech each contributed to the team record. Klosterman's grand slam came on his first career collegiate at bat.

LEADING THE NATION

Seminole Southpaw Randy Choate led the nation with 15 victories in 1996. On the season, Choate posted a 15-4 record and 2.76 ERA. The last Seminole to achieve 15 wins in a season was Gar Finnold in 1990.

ON BASE IS WHERE YOU CAN FIND BADEAUX

Shortstop Brooks Badeaux was kept off base on just

three occasions during 1996. Badeaux boasted a .449 on-base percentage and had a streak of 53 consecutive games on base before Clemson broke the string on May 6th.

SPRAGUE SAVES THE DAY

First baseman Geoff Sprague belted a solo game-winning home run in the bottom of the ninth inning to lift the Seminoles to a 5-4 victory over Stanford in the NCAA West Regional.

OMAHA'S FAVORITE SON

J.D. Drew, along with former Seminole first baseman Doug Mientkiewicz, was named to the 1990s College World Series All-Decade Team. Drew owns the CWS career home run record with five in six games and single-game record with three round-trippers against Southern Cal in 1995.

BYE, BYE GUY

Long-time FSU equipment manger Guy Gallagher finished his last season with the Seminole baseball program after 12 years at Florida State. Gallagher is now the equipment manager for the Tampa Bay Devil Rays, a major league expansion team.

RBI KINGS

The power-hitting duo of J.D. Drew and Jeremy Morris combined for 34 home runs and 181 RBI, the most potent pair of FSU run producers since 1981 when Jeff Ledbetter and Joe Licata combined for 186 RBI.

ON A ROLL

FSU's 22-game win streak from March 5th to April 5th tied the team record set in 1991. During the stretch FSU defeated Mercer, Coastal Carolina, Maine, Maryland, North Carolina, Wake Forest, N.C. State, Jacksonville and Miami.

SALAZAR'S CYCLE

Catcher Jeremy Salazar hit for the cycle in a 16-4 win over Georgia Tech. His home run was also FSU's seventh grand slam of the season, tying the team record set in 1984. Salazar also collected a career-high eight RBI on the night, one shy of the FSU team record. The last time a Seminole hit for the cycle was February of 1985 when Luis Alicea accomplished the feat against Southern Miss.

1996 Individual Honors

HEAD COACH MIKE MARTIN

1996 ACC Coach of the Year

BROOKS BADEAUX, So., SHORTSTOP

*All-Atlantic Coast Conference
All-Atlantic Region Team*

RANDY CHOATE, So., PITCHER

*Smith Super Team
Collegiate Baseball All-American (3rd Team)
Baseball America All-American (3rd Team)
NCAA West Regional All-Tournament Team
All-Atlantic Region (2nd Team)*

ZACH DIAZ, Fr., PITCHER

ACC Pitcher of the Week (4/1)

J.D. DREW, So., CENTERFIELD

*AFC A All-American
Collegiate Baseball All-American
Baseball America All-American
Smith Super Team
NCAA West Regional All-Tournament Team
All-Atlantic Region Team
National Player of the Week (3/18)
ACC Player of the Week (3/18, 3/25, 4/1)*

SCOOBY MORGAN, Sr., PITCHER/DH

*NCAA West Regional MVP
ACC All-Tournament Team
Super Smith Team (3rd Team)
ACC Player of the Week (4/8)*

CHUCK HOWELL, Jr., PITCHER

All-Atlantic Coast Conference (2nd Team)

JEREMY MORRIS, Jr., LEFTFIELDER

*All-Atlantic Coast Conference
Collegiate Baseball All-American (2nd Team)
Baseball America All-American (2nd Team)
Smith Super Team (2nd Team)
All-Atlantic Region Team
NCAA West Regional All-Tournament Team
ACC Player of the Week (2/9 & 3/11)*

SCOTT ZECH, Jr., SECOND BASE

*AFC A All-American (3rd Team)
All-Atlantic Coast Conference
Smith Super Team (2nd Team)
All-Atlantic Region Team*

1996 STATISTICS

ALL GAMES

RECORD: 52-17-0 HOME: 32-4-0 AWAY: 11-7-0 NEUTRAL: 9-6-0

BATTING

NAME	AVG	GP-GS	AB	R	H	2B	3B	HR	RBI	TB	SLG%	BB	HBP	SO	GDP	OB%	SF	SH	SB-SBA	PO	A	E	FLD%
Drew	.386	69-69	241	90	93	17	5	21	94	183	.759	55	12	53	4	.508	7	2	10-14	139	9	6	.961
Morris	.371	69-69	256	76	95	36	1	13	87	172	.672	40	1	48	6	.450	5	0	23-27	73	5	8	.907
Badeaux	.355	69-69	279	79	99	16	3	0	44	121	.434	48	2	42	4	.449	3	5	15-21	99	212	23	.931
Zech	.347	69-69	245	62	85	17	2	6	59	124	.506	39	6	49	3	.442	4	8	26-35	157	182	8	.977
Faurot	.335	64-59	233	66	78	9	3	5	46	108	.464	21	8	38	7	.404	3	4	14-16	29	114	24	.856
Sprague	.320	58-45	153	37	49	14	2	2	33	73	.477	24	2	21	2	.408	5	6	9-15	305	15	6	.982
Morgan	.306	64-56	144	28	44	7	1	13	41	92	.639	27	3	27	3	.420	2	2	3-5	8	28	3	.923
Nedeau	.287	63-51	167	33	48	5	2	0	17	57	.341	26	1	36	5	.385	1	5	14-18	105	2	2	.982
Klosterman	.286	38-13	63	10	18	1	1	1	12	24	.381	10	2	13	2	.390	2	0	0-0	157	12	1	.994
Salazar	.280	61-57	200	32	56	13	2	5	36	88	.440	20	2	37	5	.348	2	1	0-1	365	42	5	.988
Woodward	.278	58-31	115	24	32	3	0	0	25	35	.304	17	5	26	1	.380	5	5	3-3	295	25	3	.991
Brown	.247	39-19	77	19	19	8	0	0	14	27	.351	16	1	17	0	.383	0	1	2-2	1	0	1	.500
Zabala	.218	58-23	87	19	19	4	0	0	10	23	.264	19	6	15	1	.386	2	2	3-4	29	37	6	.917
Senior	.214	42-2	28	14	6	2	0	0	6	8	.286	4	0	9	0	.313	0	0	2-4	6	0	0	1.000
Mayfield	.143	23-0	21	7	3	0	0	0	1	3	.143	4	1	4	1	.308	0	0	0-0	3	0	0	1.000
Chavez	.000	13-0	1	0	0	0	0	0	0	0	.000	0	0	1	0	.000	0	0	0-0	1	6	0	1.000
Totals	.322	69-69	2310	596	744	152	22	66	525	1138	.493	370	52	436	44	.420	41	41	124-165	1794	770	108	.960
Opponents	.247	69-69	2225	296	549	100	6	40	259	781	.351	284	60	523	76	.345	18	33	39-71	1718	753	127	.951

LOB — Team (507), Opp (531). DPs turned — Team (87), Opp (72). CI — Team (1), Salazar 1, Opp (7). IBB — Team (11), Drew 6, Morris 5, Opp (12). Picked off — Zech 4, Morris 2, Drew 2, Faurot 2, Badeaux 2, Brown 2, Salazar 1, Nedeau 1.

(All games sorted by Earned Run Avg)

PITCHING

NAME	ERA	W-L	APP	GS	CG	SHO/CB	SV	IP	H	R	ER	BB	SO	2B	3B	HR	BF	B/AVG	WP	HBP	BK	SFA	SHA
Davis	2.26	6-1	20	9	0	0/0	0	59.2	43	27	15	43	56	3	1	5	277	.195	1	10	1	2	1
Neill	2.41	0-0	16	0	0	0/1	0	18.2	12	7	5	10	17	1	0	1	80	.179	1	2	0	1	0
Chavez	2.68	4-0	28	0	0	0/0	1	50.1	32	17	15	36	60	6	1	0	209	.195	5	5	0	1	3
Choate	2.76	15-4	22	21	6	1/1	1	150.0	129	59	46	44	130	20	2	5	622	.235	10	11	1	4	13
Howell	3.59	9-3	26	14	1	0/0	6	90.1	97	48	36	34	79	21	2	9	384	.287	5	4	0	3	4
Morgan	3.62	12-3	21	18	2	0/2	0	112.0	113	53	45	39	60	21	0	7	485	.266	6	12	0	3	6
Niles	5.27	4-1	24	3	0	0/0	3	42.2	49	28	25	29	52	11	0	3	208	.288	4	6	1	1	2
Diaz	5.44	2-4	30	3	0	0/1	1	48.0	51	33	29	18	31	11	0	7	219	.263	3	4	1	1	2
Davis	5.79	0-1	10	0	0	0/1	0	9.1	6	8	6	11	16	2	0	0	47	.194	6	3	0	0	2
Proctor	7.41	0-0	16	1	0	0/2	0	17.0	17	16	14	20	22	4	0	3	90	.262	5	3	1	2	0
Totals	3.55	52-17	69	69	9	3/2	12	598.0	549	296	236	284	523	100	6	40	2621	.247	46	60	5	18	33
Opponents	8.03	17-52	69	69	9	2/0	9	572.2	744	596	511	370	436	152	22	66	2821	.322	67	52	9	41	41

PB — Team (16), Salazar 12, Klosterman 4, Opp (23). Pickoffs — Team (5), Howell 4, Morgan 1, Opp (14). SB/SBA - Salazar (26-46), Klosterman (13-17), Howell (8-15), Choate (8-14), Davis, M. (8-12), Morgan (3-8), Chavez (3-7), Niles (4-6), Diaz (2-4), Davis, J. (1-3), Proctor (1-1), Neill (1-1).

(All games sorted by Fielding Pct)

FIELDING

NAME	C	PO	A	E	FLD%	DPS	SBA	CSB	SBA%	PB	CI
Choate	41	3	38	0	1.000	2	8	6	.571	0	0
Chavez	7	1	6	0	1.000	0	3	4	.429	0	0
Senior	6	6	0	0	1.000	0	0	0	—	0	0
Mayfield	3	3	0	0	1.000	0	0	0	—	0	0
Neill	2	2	0	0	1.000	0	1	0	1.000	0	0
Klosterman	170	157	12	1	.994	0	13	4	.765	4	0
Woodward	323	295	25	3	.991	38	0	0	—	0	0
Salazar	412	365	42	5	.988	1	26	20	.565	12	1
Nedeau	109	105	2	2	.982	0	0	0	—	0	0
Sprague	326	305	15	6	.982	44	0	0	—	0	0
Zech	347	157	182	8	.977	65	0	0	—	0	0
Drew	154	139	9	6	.961	2	0	0	—	0	0
Diaz	15	4	10	1	.933	0	2	2	.500	0	0
Badeaux	334	99	212	23	.931	59	0	0	—	0	0
Morgan	39	8	28	3	.923	1	3	5	.375	0	0
Zabala	72	29	37	6	.917	5	0	0	—	0	0
Morris	86	73	5	8	.907	0	0	0	—	0	0
Niles	17	5	10	2	.882	1	4	2	.667	0	0
Davis	7	3	3	1	.857	0	8	4	.667	0	0
Faurot	167	29	114	24	.856	16	0	0	—	0	0
Howell	27	4	17	6	.778	2	8	7	.533	0	0
Proctor	3	1	1	1	.667	0	1	0	1.000	0	0
Davis	3	0	2	1	.667	0	1	2	.333	0	0
Brown	2	1	0	1	.500	0	0	0	—	0	0
Totals	2672	1794	770	108	.960	87	39	32	.549	16	1
Opponents	2598	1718	753	127	.951	72	124	41	.752	23	7

“THE LAST TIME IT HAPPENED”

Extra Innings Game

WON: April 30, 1996 vs. Florida Atlantic (10 innings).
Final Score: FSU 9, FAU 8

LOST: April 16, 1995 vs. Miami (14 innings). Final
Score: Miami 3, FSU 2

Multi Home Run

Game for an Individual Player

FSU: May 23, 1996, Jeremy Morris (2 HR) vs. NE
Illinois. Final Score: FSU 16, NEIU 0.

OPPONENT: April 8, 1995, Danny Buxbaum (2
HR), Miami. Final Score: Miami 6, FSU 5

Complete Game Pitched

FSU: May 25, 1996, Randy Choate vs. Stanford.
Final Score: FSU 5, Stanford 4.

OPPONENT: May 6, 1996, Ken Vining, Clemson.
Final Score: Clemson 2, FSU 0

Shut Out

FSU: May 23, 1996 vs. NE Illinois. Final Score: FSU
16, NE Illinois 0.

Opponent: May 6, 1996 vs. Clemson. Final Score:
Clemson 2, FSU 0

Back to Back Home Runs

FSU: March 6, 1996 vs. Mercer. Jeremy Morris
(grand slam) & Scott Zech (solo), 5th inning. Final
Score: FSU 14, Mercer 5

OPPONENT: May 6, 1995 at Georgia Tech. Scott
Byers, Tucker Barr & Brandon Hensley, 1st inning
5+ Hit Game

FSU: March 13, 1996, Jeremy Morris vs. Maine (5-
for-5). Final Score: FSU 17, Maine 5

OPPONENT: May 26, 1990, Burke Masters of Mis-
sissippi State (NCAA South II Regional Tourna-
ment). Final Score: MSU 11, FSU 8

Grand Slam

FSU: May 11, 1996, Jeremy Morris vs. Virginia. Fi-
nal Score: UVa. 9, FSU 7

OPPONENT: April 14, 1995, Danny Buxbaum, Mi-
ami. Final Score: FSU 9, Miami 6

Lead Off Home Run

FSU: May 27, 1995, Mickey Lopez vs. Old Domin-
ion (NCAA Atlantic I Regional Tournament).
Final Score: FSU 7, ODU 2

OPPONENT: May 15, 1994, Adam Robinson of Vir-
ginia. Final Score: FSU 13, Virginia 1

No Hitter

FSU: March 23, 1988, Jerry Neilsen vs. Baptist. Fi-
nal Score: FSU 7, Baptist 0

OPPONENT: March 26, 1993, Terry Harvey, N.C.
State. Final Score: N.C. State 8, FSU 0

Multiple Players with 4 or

More Hits in a Game

FSU: March 13, 1996, J.D. Drew (4-for-4) & Jeremy
Morris (5-for-5) vs. Maine. Final Score: FSU 17,
Maine 5

Last Time Two Players

Combined for Nine Hits

FSU: March 13, 1996, J.D. Drew (4-for-4) & Jeremy
Morris (5-for-5) vs. Maine. Final Score: FSU 17,
Maine 5

Last Time a Player Went 5-for-5

FSU: March 13, 1996, Jeremy Morris vs. Maine.
Final Score: FSU 17, Maine 5

Last Time a Player Hit for the Cycle

(single, double, triple, home run)

FSU: April 26, 1996, Jeremy Salazar vs. Georgia
Tech. Final Score: FSU 16, GT 4

SEASON HIGHS & LOWS Team Game Records

Batting

AT BATS: 50 – vs Minnesota (Feb 17, 1996)
 RUNS SCORED: 34 – vs Marshall University (Feb 04, 1996)
 HITS: 26 – vs Minnesota (Feb 17, 1996)
 RBI: 33 – vs Marshall University (Feb 04, 1996)
 DOUBLES: 8 – vs Minnesota (Feb 17, 1996); 8 – vs Coastal Carolina (Mar 09, 1996)
 TRIPLES: 2 – vs Marshall University (Feb 04, 1996); 2 – vs Minnesota (Feb 17, 1996); 2 – vs Maryland (Mar 15, 1996); 2 – vs Miami (Apr 05, 1996); 2 – vs Virginia (May 18, 1996); 2 – vs UC Santa Barbara (May 24, 1996)
 HOME RUNS: 4 – vs NE Illinois (May 23, 1996)
 TOTAL BASES: 47 – vs Minnesota (Feb 17, 1996)
 WALKS: 15 – vs Marshall University (Feb 04, 1996)
 STRIKEOUTS: 16 – vs Clemson (May 05, 1996)
 SAC HITS: 4 – vs Florida (Mar 03, 1996)
 SAC FLIES: 4 – vs NE Illinois (May 23, 1996)
 STOLEN BASES: 8 – vs Miami (Apr 13, 1996)
 CAUGHT STEALING: 2 – 7 times

Fielding

PUTOUTS: 30 – vs Florida Atlantic (Apr 30, 1996)
 ASSISTS: 19 – vs Duke (Apr 21, 1996)
 ERRORS: 5 – vs Jacksonville (Apr 09, 1996)

Pitching

INNINGS PITCHED: 10.0 – vs Florida Atlantic (Apr 30, 1996)
 RUNS ALLOWED: 13 – vs Miami (Apr 06, 1996)
 EARNED RUNS: 11 – vs Florida (Mar 03, 1996); 11 – vs Virginia (May 19, 1996)
 WALKS ALLOWED: 9 – vs Coastal Carolina (Mar 09, 1996); 9 – vs Virginia (May 19, 1996)
 STRIKEOUTS: 17 – vs Florida Atlantic (May 01, 1996)
 HITS ALLOWED: 18 – vs Miami (Apr 06, 1996)
 DOUBLES ALLOWED: 6 – vs Miami (Apr 06, 1996)
 TRIPLES ALLOWED: 1 – 6 times
 HR ALLOWED: 3 – vs Miami (Apr 14, 1996); 3 – vs Virginia (May 19, 1996)

Individual Game Records

Batting

AT BATS: 7 – Faurot, Adam vs Minnesota (Feb 17, 1996); 7 – Badeaux, Brooks vs Minnesota (Feb 17, 1996)
 RUNS SCORED: 4 – 8 times
 HITS: 5 – Morris, Jeremy vs Univ. of Maine (Mar 13, 1996)
 RBI: 8 – Salazar, Jeremy vs Georgia Tech (Apr 26, 1996)
 DOUBLES: 3 – Zech, Scott vs Minnesota (Feb 17, 1996); 3 – Morris, Jeremy vs Coastal Carolina (Mar 10, 1996)
 TRIPLES: 2 – Drew, J.D. vs Maryland (Mar 15, 1996); 2 – Badeaux, Brooks vs Miami (Apr 05, 1996)
 HOME RUNS: 2 – Morgan, Scooby vs Virginia (May 10, 1996); 2 – Morris, Jeremy vs NE Illinois (May 23, 1996)
 TOTAL BASES: 11 – Morris, Jeremy vs NE Illinois (May 23, 1996)
 WALKS: 5 – Morris, Jeremy vs Virginia (May 18, 1996)
 STRIKEOUTS: 4 – Zech, Scott vs Clemson (May 04, 1996)
 SAC HITS: 2 – Sprague, Geoff vs Florida (Mar 03, 1996); 2 – Zech, Scott vs Cal-State Northridge (May 26, 1996)
 SAC FLIES: 2 – Sprague, Geoff vs Univ. of Maine (Mar 13, 1996); 2 – Zech, Scott vs Duke (Apr 20, 1996); 2 – Drew, J.D. vs NE Illinois (May 23, 1996)
 STOLEN BASES: 3 – Zech, Scott vs Miami (Apr 13, 1996)

Fielding

PUTOUTS: 16 – Klosterman, Jeremiah vs Coastal Carolina (Mar 09, 1996)
 ASSISTS: 8 – Badeaux, Brooks vs North Carolina (Mar 21, 1996)
 ERRORS: 2 – 10 times

Pitching

INNINGS PITCHED: 9.0 – Choate, Randy vs Miami (Apr 05, 1996); 9.0 – Choate, Randy vs Duke (Apr 19, 1996); 9.0 – Choate, Randy vs Virginia (May 10, 1996); 9.0 – Choate, Randy vs Duke (May 17, 1996); 9.0 – Morgan, Scooby vs Virginia (May 18, 1996); 9.0 – Choate, Randy vs Stanford (May 25, 1996)
 RUNS ALLOWED: 8 – Morgan, Scooby vs Miami (Apr 13, 1996)
 EARNED RUNS: 6 – Morgan, Scooby vs Miami (Apr 13, 1996); 6 – Morgan, Scooby vs Duke (Apr 21, 1996)
 WALKS ALLOWED: 7 – Choate, Randy vs CS-Fullerton (Feb 23, 1996)
 STRIKEOUTS: 11 – Choate, Randy vs Florida (Feb 29, 1996)
 HITS ALLOWED: 14 – Choate, Randy vs Duke (May 17, 1996)
 DOUBLES ALLOWED: 4 – Morgan, Scooby vs Coastal Carolina (Mar 08, 1996); 4 – Niles, Randy vs Florida Atlantic (May 01, 1996)
 TRIPLES ALLOWED: 1 – 6 times
 HR ALLOWED: 2 – Choate, Randy vs Miami (Apr 12, 1996); 2 – Diaz, Zach vs Miami (Apr 14, 1996); 2 – Niles, Randy vs Virginia (May 19, 1996); 2 – Howell, Chuck vs Florida (Jun 04, 1996)

1996 RESULTS

DATE	OPPOSING TEAM	SCORE	R	H	E	R	H	E	INNS	OVERALL	ACC	PITCHER OF RECORD	ATTEND	TIME
2/3	MARSHALL	W 16-1	16	11	1	1	5	1	9	1-0-0	0-0-0	Howell (W 1-0)	1432	2:36
2/4	MARSHALL	W 34-0	34	24	0	0	1	1	7	2-0-0	0-0-0	Choate (W 1-0)	917	2:22
2/10	UNC-Asheville	W 4-2	4	7	1	2	6	1	9	3-0-0	0-0-0	Howell (W)	2581	2:34
2/11	UNC-Asheville	W 16-8	16	11	0	8	12	2	9	4-0-0	0-0-0	Choate (W 2-0)	1703	3:09
2/16	Minnesota	W 9-7	9	11	3	7	11	3	9	5-0-0	0-0-0	Howell (W 3-0)	992	2:35
2/17	Minnesota	W 23-11	23	26	4	11	13	4	9	6-0-0	0-0-0	Choate (W 3-0)	1864	3:30
2/18	Minnesota	W 8-2	8	8	0	2	5	0	9	7-0-0	0-0-0	Morgan (W 1-0)	2544	2:47
2/23	vs CS-Fullerton	L 1-3	1	6	0	3	5	1	9	7-1-0	0-0-0	Choate (L 3-1)	1967	2:36
2/24	vs Southern Cal	L 8-10	8	17	1	10	16	1	9	7-2-0	0-0-0	Davis, J. (L 0-1)	950	3:29
2/29	at Florida	W 11-2	11	14	1	2	6	4	9	8-2-0	0-0-0	Choate (W 4-1)	2097	3:24
3/2	Florida	L 4-6	4	5	1	6	10	2	9	8-3-0	0-0-0	Howell (L 3-1)	4659	3:16
3/3	Florida	L 10-11	10	20	1	11	13	2	9	8-4-0	0-0-0	Diaz (L 0-1)	3751	3:52
3/5	Mercer	W 10-5	10	14	3	5	8	2	9	9-4-0	0-0-0	Choate (W 5-1)	877	2:19
3/6	Mercer	W 14-5	14	12	1	5	10	2	9	10-4-0	0-0-0	Howell (W 4-1)	681	2:22
3/8	Coastal Carolina	W 11-4	11	9	1	4	8	4	7	11-4-0	0-0-0	Morgan (W 2-0)	586	2:18
3/9	Coastal Carolina	W 16-8	16	13	3	8	11	2	9	12-4-0	0-0-0	Davis, M. (W 1-0)	853	2:57
3/10	Coastal Carolina	W 7-3	7	13	0	3	11	2	9	13-4-0	0-0-0	Choate (W 6-1)	1023	2:30
3/12	Univ. of Maine	W 14-5	14	14	4	5	7	4	9	14-4-0	0-0-0	Howell (W 5-1)	966	2:27
3/13	Univ. of Maine	W 17-5	17	20	1	5	12	3	9	15-4-0	0-0-0	Morgan (W 3-0)	943	2:54
3/14	Univ. of Maine	W 8-1	8	12	1	4	2	9	16-4-0	0-0-0	Davis, M. (W 2-0)	910	2:13	
3/15*	Maryland	W 8-6	8	11	1	6	9	2	9	17-4-0	1-0-0	Niles (W 1-0)	1412	2:33
3/16*	Maryland	W 16-2	16	14	1	2	8	1	9	18-4-0	2-0-0	Howell (W 6-1)	1564	3:11
3/17*	Maryland	W 16-5	16	14	2	5	9	1	9	19-4-0	3-0-0	Chavez (W 1-0)	1839	3:21
3/20*	at North Carolina	W 2-1	2	5	0	1	5	1	7	20-4-0	4-0-0	Choate (W 7-1)	100	1:36
3/20*	at North Carolina	W 7-1	7	11	2	1	6	1	7	21-4-0	5-0-0	Howell (W 7-1)	100	2:01
3/21*	at North Carolina	W 9-1	9	11	1	1	8	1	9	22-4-0	6-0-0	Morgan (W 4-0)	125	2:18
3/22*	at Wake Forest	W 11-7	11	11	1	7	9	2	9	23-4-0	7-0-0	Chavez (W 2-0)	111	2:47
2/23*	at Wake Forest	W 9-6	9	13	3	6	11	2	9	24-4-0	8-0-0	Diaz (W 1-1)	229	2:54
3/24*	at Wake Forest	W 12-3	12	16	1	3	6	3	9	25-4-0	9-0-0	Choate (W 8-1)	638	2:40
3/29*	N.C. State	W 5-4	5	12	1	4	10	0	9	26-4-0	10-0-0	Choate (W 9-1)	2409	2:42
3/31*	N.C. State	W 5-4	5	8	2	4	5	0	7	27-4-0	11-0-0	Diaz (W 2-1)	2618	2:04
3/31*	N.C. State	W 5-4	5	10	1	4	9	0	7	28-4-0	12-0-0	Morgan (W 5-0)	2618	1:36
4/3	at Jacksonville	W 10-1	10	8	2	1	5	2	9	29-4-0	12-0-0	Davis, M. (W 3-0)	2796	3:05
4/5	Miami	W 13-2	13	16	0	2	7	1	9	30-4-0	12-0-0	Choate (W 10-1)	4923	2:24
4/6	Miami	L 2-13	2	5	2	13	18	2	9	30-5-0	12-0-0	Howell (L 7-2)	3275	3:14
4/7	Miami	W 15-1	15	16	0	1	4	8	9	31-5-0	12-0-0	Morgan (W 6-0)	3097	2:55
4/9	Jacksonville	W 8-6	8	8	5	6	6	1	9	32-5-0	12-0-0	Chavez (W 3-0)	1552	2:59
4/10	at Jacksonville	W 4-1	4	3	3	1	3	2	9	33-5-0	12-0-0	Davis, M. (W 4-0)	2053	2:37
4/12	at Miami	L 2-6	2	6	1	6	10	1	9	33-6-0	12-0-0	Choate (L 10-2)	3404	2:40
4/13	at Miami	L 8-9	8	12	2	9	12	4	9	33-7-0	12-0-0	Morgan (L 6-1)	4524	3:17
4/14	at Miami	L 4-7	4	7	1	7	9	1	9	33-8-0	12-0-0	Diaz (L 2-2)	3014	2:45
4/17	Jacksonville	W 9-4	9	11	0	4	7	4	9	34-8-0	12-0-0	Niles (W 2-0)	1012	2:59
4/19*	Duke	W 6-2	6	12	2	2	4	1	9	35-8-0	13-0-0	Choate (W 11-2)	2037	1:59
4/20*	Duke	W 14-4	14	14	4	4	5	6	9	36-8-0	14-0-0	Davis, M. (W 5-0)	2541	2:38
4/21*	Duke	W 9-7	9	11	2	7	8	1	9	37-8-0	15-0-0	Morgan (W 7-1)	3511	2:51
4/26*	Georgia Tech	W 16-4	16	16	1	4	6	0	9	38-8-0	16-0-0	Choate (W 12-2)	2398	2:21
4/27*	Georgia Tech	W 6-3	6	8	1	3	6	1	9	39-8-0	17-0-0	Davis, M. (W 6-0)	3506	2:35
4/28*	Georgia Tech	L 1-4	1	2	2	4	10	0	9	39-9-0	17-1-0	Morgan (L 7-2)	2235	2:38
4/30	Florida Atlantic	W 9-8	9	8	3	8	10	3	(10)	40-9-0	17-1-0	Howell (W 8-2)	1226	3:10
5/1	Florida Atlantic	W 13-5	13	11	0	5	11	1	9	41-9-0	17-1-0	Niles (W 3-0)	1327	3:09
5/4*	at Clemson	L 0-3	0	4	3	3	5	1	9	41-10-0	17-2-0	Choate (L 12-3)	5138	2:16
5/5*	at Clemson	L 1-2	1	5	4	2	6	2	9	41-11-0	17-3-0	Davis, M. (L 6-1)	4631	2:39
5/6*	at Clemson	L 0-2	0	4	2	2	6	0	9	41-12-0	17-4-0	Morgan (L 7-3)	1332	2:50
5/10*	at Virginia	W 6-0	6	8	0	0	3	2	9	42-12-0	18-4-0	Choate (W 13-3)	611	2:05
5/11*	at Virginia	L 7-9	7	9	4	9	11	1	9	42-13-0	18-5-0	Diaz (L 2-3)	451	2:45
5/12*	at Virginia	W 6-3	6	11	1	3	6	1	9	43-13-0	19-5-0	Morgan (W 8-3)	680	2:17
5/15#	vs Wake Forest	W 8-4	8	15	2	4	9	3	9	44-13-0	19-5-0	Morgan (W 9-3)	1498	2:29
5/16#	vs Virginia	L 2-3	2	6	0	3	7	0	9	44-14-0	19-5-0	Niles (L 3-1)	1445	2:17
5/17#	vs Duke	W 7-3	7	6	1	3	14	1	9	45-14-0	19-5-0	Choate (W 14-3)	3026	2:30
5/18#	vs Clemson	W 2-1	2	4	0	1	6	2	9	46-14-0	19-5-0	Chavez (W 4-0)	3187	2:33
5/18#	vs Virginia	W 8-2	8	13	1	2	8	0	9	47-14-0	19-5-0	Morgan (W 10-3)	3370	2:24
5/19#	vs Virginia	L 1-12	1	2	2	12	15	2	9	47-15-0	19-5-0	Diaz (L 2-4)	2695	2:35
5/23+	vs NE Illinois	W 16-0	16	17	2	0	2	3	9	48-15-0	19-5-0	Morgan (W 11-3)	647	2:20
5/24+	vs UC Santa Barbara	W 10-1	10	17	1	1	7	3	9	49-15-0	19-5-0	Howell (W 9-2)	1202	2:35
5/25+	vs Stanford	W 5-4	5	11	3	4	7	0	9	50-15-0	19-5-0	Choate (W 15-3)	3887	2:21
5/26+	vs Cal-State Northridge	W 9-2	9	11	2	2	3	7	9	51-15-0	19-5-0	Morgan (W 12-3)	1527	3:06
6/1^	vs Florida	L 2-5	2	5	0	5	6	0	9	51-16-0	19-5-0	Choate (L 15-4)	16064	2:58
6/3^	vs Wichita State	W 8-4	8	14	3	4	7	3	9	52-16-0	19-5-0	Niles (W 4-1)	20251	3:32
6/4^	vs Florida	L 3-6	3	5	3	6	11	0	9	52-17-0	19-5-0	Howell (L 9-3)	21858	2:48

*ACC game, #ACC Tournament, +NCAA Regional, ^College World Series, () extra inning game

1996 ACC STATISTICS

RECORD: 19-5-0 HOME: 11-1-0 AWAY: 8-4-0

BATTING

NAME	AVG	GP-GS	AB	R	H	2B	3B	HR	RBI	TB	SLG%	BB	HBP	SO	GDP	OB%	SF	SH	SB-SBA	PO	A	E	FLD%
Mayfield	.400	6-0	5	2	2	0	0	0	0	2	.400	0	1	0	0	.500	0	0	0-0	0	0	0	.000
Sprague	.391	19-14	46	12	18	5	1	0	8	25	.543	9	0	5	0	.491	0	3	2-5	106	3	1	.991
Drew	.388	24-24	85	33	33	5	2	6	26	60	.706	13	4	19	2	.485	1	1	5-7	45	2	3	.940
Woodward	.361	21-12	36	10	13	1	0	0	11	14	.389	7	1	13	0	.457	2	3	1-1	117	7	2	.984
Faurot	.347	21-19	72	19	25	1	1	1	15	31	.431	4	3	12	2	.405	0	1	6-6	8	42	9	.847
Zech	.329	24-24	82	15	27	6	0	2	21	39	.476	15	2	23	0	.436	2	2	11-15	55	64	0	1.000
Morris	.318	24-24	85	19	27	10	0	6	28	55	.647	11	0	20	2	.388	2	0	7-8	18	1	4	.826
Salazar	.314	21-19	70	12	22	3	2	2	14	35	.500	6	2	12	3	.385	0	0	0-0	122	8	0	1.000
Nedeau	.290	21-18	62	9	18	2	0	0	3	20	.323	9	0	12	1	.380	0	1	5-9	37	2	2	.951
Badeaux	.269	24-24	93	21	25	8	0	0	18	33	.355	19	0	15	3	.389	1	3	5-5	32	80	9	.926
Zabala	.242	21-11	33	8	8	2	0	0	2	10	.303	7	3	8	0	.419	0	1	1-1	19	20	4	.907
Morgan	.239	20-18	46	7	11	1	0	5	9	27	.587	4	1	10	1	.308	1	1	0-0	2	11	1	.929
Klosterman	.217	10-6	23	2	5	0	0	0	2	5	.217	4	1	6	0	.345	1	0	0-0	41	6	0	1.000
Brown	.192	15-7	26	6	5	2	0	0	3	7	.269	7	0	8	0	.364	0	1	1-1	0	0	0	.000
Senior	.111	9-1	9	2	1	0	0	0	3	1	.111	1	0	4	0	.200	0	0	1-1	3	0	0	1.000
Chavez	.000	4-0	1	0	0	0	0	0	0	0	.000	0	0	1	0	.000	0	0	0-0	1	2	0	1.000
Totals	.310	24-24	774	177	240	46	6	22	163	364	.470	116	18	168	14	.407	10	17	45-59	612	276	42	.955
Opponents	.227	24-24	753	87	171	27	2	13	76	241	.320	88	19	160	24	.321	6	9	9-18	591	269	30	.966

LOB — Team (169), Opp (176). DPs turned — Team (30), Opp (24). CI — Team (0), Opp (2). IBB — Team (3), Morris 2, Drew 1, Opp (5). Picked off — Faurot 2, Zech 2, Drew 1, Salazar 1, Brown 1, Badeaux 1.


PITCHING

NAME	ERA	W-L	APP	GS	CG	SHO/CBOSV	IP	H	R	ER	BB	SO	2B	3B	HR	BF	B/AVG	WP	HBP	BK	SFA	SHA	
Howell	0.68	2-0	9	3	1	0/0	3	26.1	21	6	2	10	27	5	1	1	104	.233	1	0	0	2	2
Neill	1.35	0-0	5	0	0	0/0	0	6.2	4	1	1	1	7	0	0	0	24	.174	1	0	0	0	0
Niles	1.86	1-0	6	1	0	0/0	1	9.2	9	2	2	9	10	1	0	1	47	.257	0	3	0	0	0
Choate	2.24	6-1	8	8	3	1/0	0	60.1	41	19	15	16	54	6	1	2	239	.192	4	5	0	2	3
Proctor	2.45	0-0	2	1	0	0/0	0	3.2	3	2	1	3	3	0	0	1	17	.214	3	0	0	0	0
Chavez	2.76	2-0	8	0	0	0/0	0	16.1	10	6	5	10	15	1	0	0	65	.185	2	1	0	0	0
Davis	2.84	2-1	5	4	0	0/0	0	19.0	16	15	6	17	12	2	0	3	98	.213	0	5	0	1	0
Diaz	3.86	2-1	11	0	0	0/0	1	21.0	20	11	9	9	11	4	0	2	95	.241	2	2	1	0	1
Morgan	4.54	4-2	7	7	1	0/0	0	39.2	46	23	20	10	19	8	0	3	177	.286	2	2	0	1	3
Davis	13.50	0-0	2	0	0	0/0	0	1.1	1	2	2	3	2	0	0	0	9	.200	1	1	0	0	0
Totals	2.78	19-5	24	24	5	1/0	5	204.0	171	87	63	88	160	27	2	13	875	.227	16	19	1	6	9
Opponents	6.85	5-19	24	24	5	2/0	2	197.0	240	177	150	116	168	46	6	22	937	.310	22	18	0	10	17

PB — Team (6), Salazar 5, Klosterman 1, Opp (7). Pickoffs — Team (1), Howell 1, Opp (7). SB/SBA — Salazar (6-10), Klosterman (3-5), Howell (2-5), Choate (3-4), Morgan (2-4), Niles (1-2), Diaz (0-1), Davis, M. (0-1), Chavez (1-1).

1996 ACC STANDINGS

TEAM	ACC GAMES					ALL GAMES				VS. RANKED TEAMS				LAST	
	W	L	PCT.	HM	RD	W	L	T	PCT	HM	RD	NEU	BA		CB
Florida State	19	5	.792	11-1	8-4	52	17	0	.754	32-4	11-7	9-6	13-13	13-13	7-3
Clemson	17	7	.708	9-3	8-4	51	17	0	.750	34-8	13-5	4-4	10-7	11-8	6-4
Georgia Tech	13	11	.542	6-6	7-5	40	24	0	.625	25-9	10-9	5-6	10-10	10-10	5-5
N.C. State	13	11	.542	8-4	5-7	42	19	0	.688	25-6	11-9	6-4	3-9	3-9	4-6
Virginia	11	13	.458	7-5	4-8	44	21	0	.676	21-6	13-13	10-2	9-12	10-15	7-3
North Carolina	11	13	.458	3-9	8-4	33	25	0	.569	21-15	11-6	1-4	6-9	6-9	6-4
Duke	9	14	.391	6-5	3-9	39	18	0	.684	25-7	10-10	3-2	4-10	4-10	4-6
Wake Forest	7	16	.304	5-7	2-9	26	32	0	.448	18-14	7-13	1-5	3-12	3-12	4-6
Maryland	7	17	.292	4-8	3-9	24	27	0	.471	13-11	11-15	0-1	1-8	1-11	4-6



ACC TOURNAMENT

TUESDAY, MAY 14 — Wake Forest d. Maryland 3-2.

WEDNESDAY, MAY 15 — Virginia d. N.C. State 5-1; Florida State d. Wake Forest 8-4.

THURSDAY, MAY 16 — Clemson d. Duke 6-1; Georgia Tech d. N. Carolina 13-9; N.C. State d. Wake Forest 7-5; Virginia d. Florida State 3-2; Clemson d. Georgia Tech 6-1; Duke d. N. Carolina 13-3.

FRIDAY, MAY 17 — Florida State d. Duke 7-3; Georgia Tech d. N.C. State 6-1; Virginia d. Clemson 4-2.

SATURDAY, MAY 18 — Virginia d. Georgia Tech 8-4; Florida State d. Clemson 2-1; Florida State d. Virginia 8-2.

SUNDAY, MAY 19 — Virginia d. Florida State 12-1.

NCAA TOURNAMENT

Atlantic Regional

CLEMSON, S.C.

Clemson 9 Charleston Southern 1
 Clemson 5 Old Dominion 1
 Clemson 6 West Virginia 3
 Clemson 12 Tennessee 5

West Regional

PALO ALTO, CALIF.

Florida State 16 N.E. Illinois 0
 Florida State 10 UC S. Barbara 1
 Florida State 5 Stanford 4
 Florida State 9 CSU Northridge 2

South II Regional

TUSCALOOSA, ALA.

Virginia 1 Notre Dame 12
 Virginia 12 Princeton 2
 Virginia 7 Notre Dame 1
 Virginia 5 (10) Stetson 4
 Virginia 8 Alabama 18

South I Regional
 BATON ROUGE, LA.

Georgia Tech 3 New Orleans 13
 Georgia Tech 14 Austin Peay 3
 Georgia Tech 7 Tulane 4
 Georgia Tech 12 New Orleans 7
 Georgia Tech 13 .. Louisiana State 29

East Regional

GAINESVILLE, FLA.

N.C. State 3 South Florida 12
 N.C. State 9 Florida 12

College World Series

OMAHA, NEB.

Clemson 3 Miami 7
 Florida State 2 Florida 5
 Clemson 8 Oklahoma State 5
 Florida State 8 Wichita State 4
 Clemson 14 Alabama 13
 Florida State 5 Florida 6
 Clemson 5 Miami 14

FACTS ABOUT ACC BASEBALL

- The ACC finished 228-77 (.748) against non-conference foes in 1996 marking the fifth straight season the ACC has won more than 68 percent of its games against non-league opponents...since 1990, the ACC has won over 72 percent of its games in non-ACC play.
- The ACC had a .500-or-better record against every Division I conference in 1996 except the Pac-10 (2-3) and the SWC (0-1).
- Six of the nine ACC teams earned at least one listing in one of the three major national rankings during the course of the season.
- For the third straight season and fourth time in five years, the ACC had at least three players selected in the first round of the MLB draft...14 ACC players have been selected in the first round the past three years.


ALL-ACC BASEBALL TEAMS

1ST TEAM


C	Matt LeCroy	So	Clemson
1B	Michael Stoner	Sr	North Carolina
2B	SCOTT ZECH	JR	FLORIDA STATE
3B	Michael Sorrow	Sr	Georgia Tech
SS	BROOKS BADEAUX	SO	FLORIDA STATE
OF	J.D. DREW	SO	FLORIDA STATE
OF	JEREMY MORRIS	JR	FLORIDA STATE
OF	Mark Fischer	So	Georgia Tech
DH	Mandy Jacomino	Jr	N.C. State
UT	Mike King	Sr	Duke
SP	Kris Benson	Jr	Clemson
RP	David Darwin	Sr	Duke

2ND TEAM

C	Tucker Barr	Jr	Georgia Tech
1B	Scott Byers	Sr	Georgia Tech
2B	Adam Leggett	So	Georgia Tech
3B	Paul Galloway	Sr	Clemson
SS	Adam Robinson	Jr	Virginia
OF	J.J. Thomas	So	Georgia Tech
OF	Gary Burnham	Jr	Clemson
OF	Jake Weber	So	N.C. State
DH	Dave Lardieri	Jr	Wake Forest
UT	John Marciano	Sr	Maryland
SP	Seth Greisinger	Jr	Virginia
RP	Chuck Howell	Jr	Florida State
RP	Corey Richardson	So	North Carolina



Jeremy Morris earned All-ACC honors last season.



Scooby earned ACC Player of the Week honors in 1996.

PLAYERS OF THE WEEK

ACC PLAYER OF THE WEEK

FEB. 19	JEREMY MORRIS, FLORIDA STATE
Feb. 26	Brian Whitlock, North Carolina
MAR. 11	JEREMY MORRIS, FLORIDA STATE
MAR. 18	J.D. DREW, FLORIDA STATE
MAR. 25	J.D. DREW, FLORIDA STATE
APR. 1	J.D. DREW, FLORIDA STATE
APR. 8	SCOOBY MORGAN, FLORIDA STATE
Apr. 15	Garry Maddox, Maryland
Apr. 22	Robby McIver, North Carolina
Apr. 29	Josh Itzoe, Wake Forest
May 6	Adam Leggett, Georgia Tech
May 13	Brian Whitlock, North Carolina
May 20	Seth Greisinger, Virginia

ACC PITCHER OF THE WEEK

Feb. 19	Corey Lee, N.C. State
Feb. 26	Kris Benson, Clemson
Mar. 11	Kris Benson, Clemson
Mar. 18	Scott Schoeneweis, Duke
Mar. 25	Seth Greisinger, Virginia
APR. 1	ZACH DIAZ, FLORIDA STATE
Apr. 8	Eric Milton, Maryland
Apr. 15	Kris Benson, Clemson
	Michael Holmes, Wake Forest
Apr. 22	Brett Black, N.C. State
Apr. 29	Kris Benson, Clemson
	David Elder, Georgia Tech
	Brett Black, N.C. State
May 6	Kris Benson, Clemson
	Billy Koch, Clemson
May 13	Ethan Stein, North Carolina
May 20	Seth Greisinger, Virginia

NATIONAL PLAYERS OF THE WEEK

Collegiate Baseball

MAR. 18	J.D. DREW, FLORIDA STATE
Apr. 22	Robby McIver, North Carolina
May 6	Kris Benson, Clemson
	Billy Koch, Clemson