

SEMINOLE RECORD BOOK



FSU RECORDS

Team Records GAMES

Games Played

Most in Season: 84, 1984
Fewest in Season: 17, 1948

Victories

Most in Season: 61, 1986 (61-13)
Fewest in Season: 9, 1948 (9-8)

Winning Percentage

Highest in Season: .854, 1968 (35-6)
Lowest in Season: .529, 1948 (9-8)

Winning Streak

Longest: 22, 1991 (March 2 - 30) and 1996 (March 5 - April 5)

Losing Streak

Longest in Season: 5, 1974, 1985 and 1994

Attendance

Single Home Game: 6,145 vs. Miami, 1986
3-game series: 17,811 vs. Miami, 1991
2-game series: 10,431 vs. Florida, 1994
Single Season: 118,897, 1986 (45 dates)
Single Season, all games: 231,511, 1986 (68 dates, World Series included)

Shutouts

Fewest Times Shutout in Season: 0, 1985 (82 games) and other years with fewer games
Most Times Shutout in Season: 5, 1974, 1992 and 1994
Longest Streak Without Being Shutout: 336, 1984-1988
Most Recorded in Season: 15, 1970 (59 games) and 1975 (59 games)
Most Consecutive in Season: 4, 1970 and 1973
Most Consecutive Scoreless Innings: 40, 1973

Extra Inning Games

Most in Season: 7, 1995
Longest Game: 15 innings, several times

BATTING

At Bats

Most in Game: 61, vs. Georgia State, 1992
Both Teams: 107, vs. Hawaii, 1977 (FS 53, H 54)
Most in Season: 2,872, 1985 (82 games)
Fewest in Season: 752, 1951 (18 games)
Most Plate Appearances in Inning: 21, vs. Georgia State, 1992

Runs

Most in Inning: 16, vs. Cleveland State, 1982; vs. Georgia State, 1992

Home Runs

Most in Game: 36, vs. Georgia State, 1992
Most Allowed in Game: 24, Clemson, 1959
Most Combined: 43, vs. Georgia State, 1992 (FS 36, GS 7)
Largest Winning Margin: 34, vs. Marshall, 1996 (34-0) Feb. 4
Largest Losing Margin: 22, vs. Clemson, 1959 (C 24, FS 2)
Most in Season: 752, 1982
Most Allowed in Season: 464, 1984
Fewest in Season: 101, 1948 (17 games)
Fewest Allowed in Season: 72, 1952 (21 games)

Hits

Most in Inning: 15, vs. Georgia State, 1992
Most Allowed in Inning: 8, South Florida, 1974; Cincinnati, 1991
Most Consecutive Hits: 8, vs. Marshall, February 4, 1996, 34-0
Most in Game: 36, vs. Georgia State, 1992 (5/15)
Most Allowed in Game: 23, Nevada-Las Vegas, 1978
Most in Season: 947, 1985 (82 games)
Most Allowed in Season: 756, 1984 (84 games)
Fewest in Season: 186, 1952 (21 games)
Fewest Allowed in Season: 130, 1952 (21 games)

Doubles

Most in Game: 8, vs. Brooklyn College, 1980; vs. Tulane, 1990 (4/8); vs. Georgia State, 1992 (5/15); vs. Minnesota, February 17, 1996
Most Allowed in Game: 6, several times
Most Combined: 10, vs. Cleveland State, 1982 (FS 5, CS 5); vs. Virginia Tech, 1989 (FS 5, VT 5); vs. Tulane, 1990 (4/8, FS 8, TU 2)
Most in Season: 182, 1990 (72 games)
Most Allowed in Season: 133, 1984 (84 games)
Fewest in Season: 24, 1951 (18 games)
Fewest Allowed in Season: 19, 1951 (18 games)

Triples

Most in Game: 5, vs. Western Kentucky, 1968; vs. Georgia State, 1982
Most Allowed in Game: 3, several times
Most Combined: 5, vs. Western Kentucky, 1968 (FS 5, WK 0); vs. Georgia State, 1982 (FS 5, GS 0)
Most in Season: 35, 1969 (52 games) and 1972 (68 games)

Home Runs

Most in Game: 7, vs. Missouri-Rolla, 1980; vs. Georgia State, 1982
Most Allowed in Game: 6, Southern Miss, 1986
Most Combined: 9, vs. Cincinnati, 1991 (5/12, FS 6, UC 3)
Most in Season: 146, 1985 (82 games)
Most Allowed in Season: 82, 1984 (84 games)

Fewest in Season: 3, 1954 (21 games)
 Fewest Allowed in Season: 4, 1951 (18 games)
 Most Grandslams: 8, 1996 (69 games)

Total Bases

Most in Game: 54, vs. Georgia State, 1992
 Most Combined: 75, vs. Georgia State, 1982 (FS 51, GS 24)
 Most in Season: 1,580, 1985 (82 games)
 Fewest in Season: 250, 1952 (21 games)

Slugging Percentage

Highest in Season: .568, 1982 (74 games)

Runs Batted In

Most in Game: 34, vs. Georgia State, 1992
 Most Combined: 40, vs. Georgia State, 1992 (FS 34, GS 6)
 Most in Season: 698, 1985 (82 games)

Base on Balls

Most in Game: 20, vs. Cleveland State, 1982
 Most Allowed: 18, Stetson, 1976
 Most Combined: 26, vs. Valdosta State, 1980 (FS 10, VS 16)
 Most in Season: 555, 1984
 Most Allowed in Season: 340, 1972 (68 games)
 Fewest in Season: 93, 1955 (22 games)

Strikeouts

Most in Game: 18, vs. Georgia, 1968
 Most Combined: 29, vs. Georgia, 1968 (FS 18, G 11); vs. Georgia Southern, 1970 (GS 16, FS 13)
 Most in Season: 520, 1984 (84 games)
 Fewest in Season: 93, 1955 (22 games)

Batting Average

Highest in Season: .337, 1980 (63 games)
 Highest Allowed in Season: .281, 1980 (63 games)
 Lowest in Season: .237, 1967 (46 games)
 Lowest Allowed in Season: .186, 1970 (59 games)

Stolen Bases

Most in Game: 11, vs. Stetson, 1957; vs. Richmond, 1986; vs. Virginia, 1994
 Most Allowed in Game: 13, Stetson, 1973
 Most Combined: 13, vs. Stetson, 1973 (FS 0, S 13)
 Most in Season: 232, 1987 (73 games)
 Most Allowed in Season: 98, 1984 (84 games)
 Fewest in Season: 20, 1954 (21 games)
 Fewest Allowed in Season: 7, 1962 (28 games) and 1968 (41 games)

DEFENSE

Putouts

Most in Season: 2,212, 1984 (84 games)

Assists

Most in Season: 1,126, 1984 (84 games)
 Fewest in Season: 226, 1960 (22 games)

Errors

Most in Game: 9, vs. Valdosta State, 1988
 Most in Game by Opponent: 8, several times, latest Miami (April 17, 1996)
 Most Combined: 12, vs. Georgia State, 1984 (FS 4, GS 8); vs. Valdosta State, 1988 (FS 9, VS 3); Virginia Tech, 1990 (5/10, FS 4, VT 8)
 Most in Season: 167, 1984 (84 games)
 Most by Opponent in Season: 184, 1984 (84 games)

Fielding Average

Highest in Season: .973, 1994 (75 games)
 Lowest in Season: .915, 1959 (33 games)

Double Plays

Most in Game: 5, vs. Miami, 1995 (6/4)
 Most in Season: 95, 1984 (84 games)

PITCHING

Pitching Appearances

Most in Game: 7, vs. Georgia, 1982
 Most in Season: 223, 1984 (84 games)

Complete Games

Most in Season: 27, 1969 (52 games)

Innings Pitched

Most in Season: 738, 1984 (84 games)
 Most by Opponent: 717, 1984 (84 games)

Saves

Most in Season: 29, 1990 (72 games)

No-Hitters

Most in Season: 2, 1968 (41 games)

One-Hitters

Most in Season: 6, 1970 (59 games)

Two-Hitters

Most in Season: 6, 1970 (59 games) and 1976 (56 games)

Earned Runs

Most Allowed in Season: 367, 1984 (84 games)

Earned Run Average

Highest in Season: 4.48, 1984 (84 games)
 Lowest in Season: 1.49, 1970 (59 games)

Strikeouts

Most Recorded in Game: 25, vs. Furman, 1956
 Most Recorded in Season: 718, 1986 (74 games)
 Fewest Recorded in Season: 126, 1954 (21 games)

**Individual Records
GAMES**

Games Played

Most in Season: 84, Paul Sorrento, 1984; Frank Fazzini, 1984

Most in Career: 279, Mike Yastrzemski, 1980-83;
Barry Blackwell, 1985-88
Consecutively in Season: 85, Frank Fazzini, 1984
Consecutively in Career: 235, Link Jarrett, 1991-94

BATTING

Batting Average

Highest in Season: (0-125 at bats) .436, Bob Clem, 1959; (126-199 at bats) .399, Mike Augustine, 1963; (222-250 at bats) .409, Mike Fuentes, 1980; (250+ at bats) .413, Frank Fazzini, 1985
Highest in Career: (100-600 at bats) .410, Bob Clem, 1959-60; (600+ at bats) .373, Mike Fuentes, 1978-81

Slugging Percentage

Highest in Season: .875, Jeff Ledbetter, 1982 (273 TB/312 AB)
Highest in Career: .727, Jeff Ledbetter, 1979-82 (704 TB/968 AB)

At Bats

Most in Game: 7, several players, latest Brooks Badeaux and Adam Faurot vs. Minnesota (February 7, 1996)
Most in Season: 357, Luis Alicea, 1985
Most in Career: 989, Link Jarrett, 1991-94

Runs Scored

Most in Game: 6, Mark Gilbert vs. Ohio State, 1978; Luis Alicea vs. Georgia State, 1984
Most in Season: 109, Frank Fazzini, 1985
Most in Career: 285, Jeff Ledbetter, 1979-82

Hits

Most in Inning: 2, many players, last by Mickey Lopez vs. North Carolina, 1995 (5/20)
Most in Game: 6, Luis Alicea vs. Southern Miss, 1985
Most in Season: 137, Frank Fazzini, 1985
Most in Career: 335, Jeff Ledbetter, 1979-82
Most Consecutive Hits: 9, Donny Erickson, 1988
Most Consecutive Times on Base: 13, Paul Sorrento, 1985
Hitting Streak: 28, Brad Parker, 1988

Doubles

Most in Game: 4, Joe Licata vs. Georgia State, 1981
Most in Season: 36, Jeremy Morris, 1996
Most in Career: 65, Link Jarrett, 1991-94

Triples

Most in Game: 2, by 10 players, latest Jeremy Morris vs. Troy State, 1995
Most in Season: 9, Dick Gold, 1969; Luis Alicea, 1985
Most in Career: 19, Luis Alicea, 1984-86

Home Runs

Most in Game: 4, Jeff Ledbetter vs. Georgia State, 1982
Most in Season: 42, Jeff Ledbetter, 1982
Most in Career: 97, Jeff Ledbetter, 1979-82
Grandslams in Game: 2, Craig Patterson vs. Wright State, 1979
Grandslams in Season: 2, many players, latest J.D. Drew and Jeremy Morris, 1996
Grandslams in Career: 4, Ty Mueller, 1989-93

ALL-TIME CONFERENCE TOURNAMENTS

Metro Conference

YEAR	SITE	CHAMPION	OUTSTANDING PLAYER
1976	Memphis, TN	Memphis State	Ron McNeely, Memphis State
1977	Memphis, TN	Florida State	Terry Kennedy, FSU
1978	Tallahassee	Memphis State	Terry Pressgrove, Memphis State
1979	Tallahassee	Tulane	Ken Francingues, Tulane
1980	Tallahassee	Florida State	Mike Fuentes, FSU
1981	Tallahassee	Florida State	Mike Fuentes, FSU
1982	Tallahassee	Tulane	Eric Lane, Tulane
1983	Tallahassee	Florida State	Danny Dowell, FSU
1984	Tallahassee	Florida State	Jody Reed, FSU
1985	Tallahassee	Florida State	Richie Lewis, FSU
1986	Tallahassee	Florida State	Mike Loynd, FSU
1987	Columbia, SC	Florida State	Ed Porcelli, FSU
1988	Tallahassee	Florida State	Edwin Alicea, FSU
1989	Columbia, SC	Florida State	Sedgwick McCollum, S. Miss
1990	Hattiesburg, MS	Florida State	Allen Bevis, FSU
1991*	Salem, VA	Florida State	Ty Mueller, FSU
		Southern Miss	

Atlantic Coast Conference

1992	Greenville, SC	Clemson	Matt Donahue, N.C. State
1993	Greenville, SC	N.C. State	Jeff Morris, Clemson
1994	Greenville, SC	Clemson	Shane Monahan, Clemson
1995	Greenville, SC	Florida State	Jonathan Johnson, FSU
1996	Durham, NC	Virginia	Seth Greisinger, UVA

*Title game rained out. FSU and USM declared co-champions.

Runs Batted In

Most in Game: 9, Mike Fuentes vs. Jacksonville, 1979;
Luis Alicea vs. Southern Miss, 1985
Most in Season: 124, Jeff Ledbetter, 1982
Most in Career: 346, Jeff Ledbetter, 1979-82

Total Bases

Most in Game: 17, Jeff Ledbetter vs. Georgia State, 1982
Most in Season: 273, Jeff Ledbetter, 1982
Most in Career: 704, Jeff Ledbetter, 1979-82

Stolen Bases

Most in Game: 6, Chip Bifano vs. Kearney State, 1977
Most in Season: 51, Edwin Alicea, 1988
Most in Career: 98, Jose Marzan, 1984-87

Hit by Pitches

Most in Game: 3, Mark Barineau, 1982
Most in Season: 14, Kenny Felder, 1991
Most in Career: 31, Mark Barineau, 1981-83

Base on Balls

Most in Game: 5, four players, most recently by Lionel Martinez vs. Virginia Tech, 1980
Most in Season: 80, Lionel Martinez, 1982
Most in Career: 195, Paul Sorrento, 1984-86

Strikeouts

Most in Games: 5, Dick Nichols vs. Georgia Southern, 1970; Dick Nichols vs. Southern Cal, 1970; and Ed Fulton vs. South Florida, 1986
Most in Season: 74, Frank Fazzini, 1984; Kenny Felder, 1991
Most in Career: 184, Ty Mueller, 1989-93
Toughest to Strikeout in a Season (75 AB Min.): 1, Billy "Cooter" Mills, 1954

DEFENSE

Putouts

Most in Season: 659, Doug Mientkiewicz, 1994
Most in Career: 1,595, Pedro Grifol, 1989-91

Assists

Most in Season: 254, Luis Alicea, 1984
Most in Career: 802, Link Jarrett, 1991-94

PITCHING

Pitching Appearances

Most in Season: 41, Bruce Tanner, 1983
Most in Career: 113, Ricky Kimball, 1988-91

Starts

Most in Season: 24, Mike Loynd, 1986
Most in Career: 78, Doug Little, 1983-86

Relief Appearances

Most in Season: 41, Bruce Tanner, 1983
Most in Career: 92, Ricky Kimball, 1988-91

Complete Games

Most in Season: 12, Brooks Carey, 1978 (15 starts);
Danny O'Brien, 1975 (17 starts)
Most in Career: 23, Wayne Vincent, 1966-68

Innings Pitched

Most in Season: 164.2, Mike Loynd, 1986
Most in Career: 549, Doug Little, 1983-86

Saves

Most in Season: 18, Mac Scarce, 1970
Most in Career: 32, Ricky Kimball, 1988-91

Victories

Most in Season: 20, Mike Loynd, 1986
Most in Career: 49, Doug Little, 1983-86
Consecutive in Season: 17, Mike Loynd, 1986
Consecutive in Career: 18, Larry Jones, 1974-75

Losses

Fewest in Season: 0, Gene Ammann, 1970 (15-0)
Fewest in Career (20+ decisions): 2, Gene Ammann, 1968-72 (31-2)

Home Runs Allowed

Most in Season: 19, Doug Little, 1984
Most in Career: 49, Doug Little, 1983-86

Strikeouts Recorded

Most in Game: 24, Tony Avitable vs. Furman, 1956
Most in Season: 223, Mike Loynd, 1986
Most in Career: 520, Richie Lewis, 1985-87 (392.2 IP)

Base On Balls

Most in Season: 72, Dave Fernald, 1972 (105.2 IP);
Richie Lewis, 1986 (127.2 IP)
Most in Career: 236, Larry Jones, 1974-77 (300 IP)

Earned Run Average

Lowest in Season (30+ innings): 0.66, Gene Ammann, 1970 (10 ER/137 IP)
Lowest in Career (100+ innings): 1.45, Wayne Vincent, 1966-68 (58 ER/292 IP)
Highest in Season (30+ innings): 8.62, Al Ashmont, 1985 (30 ER/31 IP)

Runs Allowed

Fewest in Season: 17, Chris Chavez, 1996 (50 I IP)
Most in Season: 95, Doug Little, 1984
Most in Career: 287, Doug Little, 1983-86 (549 IP)

Earned Runs Allowed

Fewest in Season (30+ innings): 5, Phil Olson, 1995 (37.2 IP)
Most in Season (30+ innings): 79, Doug Little, 1984 (161.1 IP)
Most in Career (100+ innings): 211, Doug Little, 1983-86 (549 IP)

Hits Allowed

Fewest in Season: 13, Mac Scarce, 1971 (33.1 IP)
Most in Season: 167, Doug Little, 1984 (161.1 IP)
Most in Career: 533, Doug Little, 1983-86 (549 IP)

CAREER & SEASON TOP 10

CAREER BATTING GAMES PLAYED

279	Mike Yastrzemski	1980-83
276	Chris Brock	1989-92
276	Link Jarrett	1991-94
269	Jose Marzan	1984-87
266	Jimmy Jones	1982-85
264	Rick Figuero	1980-83
262	Jeff Ledbetter	1979-82
259	Barry Blackwell	1985-88
257	Randy Hodges	1992-95
237	Allen Bevis	1989-92

AT BATS

978	Jose Marzan	1984-87
970	Luis Alicea	1984-86
968	Jeff Ledbetter	1979-82
944	Mike Yastrzemski	1980-83
925	Link Jarrett	1991-94
884	Rick Feguerdo	1980-83
884	Frank Fazzini	1983-85
819	Don DeLoach	1978-81
803	Barry Blackwell	1985-88
795	Paul Sorrento	1984-86

RUNS

285	Jeff Ledbetter	1979-82
268	Luis Alicea	1984-86
264	Mike Fuentes	1978-81
261	Frank Fazzini	1983-85
244	Mike Yastrzemski	1980-83
244	Jose Marzan	1984-87
216	Paul Sorrento	1984-86
198	Allen Bevis	1989-92
197	Don DeLoach	1978-81
197	Mark Barineau	1981-83

HITS

335	Jeff Ledbetter	1979-82
331	Luis Alicea	1984-86
326	Frank Fazzini	1983-85
305	Jose Marzan	1984-87
289	Rick Figuero	1980-83
281	Mike Fuentes	1978-81
280	Paul Sorrento	1984-86
278	Mike Yastrzemski	1980-83
276	Link Jarrett	1991-94
270	Don DeLoach	1978-81

DOUBLES

65	Link Jarrett	1991-94
62	Jeff Ledbetter	1979-82
62	Mike Yastrzemski	1980-83
59	Jose Marzan	1984-87

57	Pedro Grifol	1989-91
57	Don DeLoach	1978-81
56	Jeremy Morris	1994-present
55	Doug Mientkiewicz	1993-95
52	Rick Figuero	1980-83
52	Frank Fazzini	1983-85

TRIPLES

19	Luis Alicea	1984-86
14	Mickey Lopez	1993-95
12	Dick Gold	1967-69
12	Ron Cash	1970-71
12	Mike Yastrzemski	1980-83
12	Randy Hodges	1992-95
11	Mike Easom	1967-69
11	Mark Barineau	1981-83
10	Edwin Alicea	1987-88

HOME RUNS

97	Jeff Ledbetter	1979-82
79	Frank Fazzini	1983-85
64	Mike Fuentes	1978-81
48	Paul Sorrento	1984-86
45	Ed Fulton	1985-87
41	Jimmy Jones	1982-85
40	Mike Yastrzemski	1980-83
38	J.D. Drew	1995-present
36	Chris Cawthon	1981-82
35	Jose Marzan	1984-87
35	Doug Mientkiewicz	1993-95

RUNS BATTED IN

346	Jeff Ledbetter	1979-82
270	Frank Fazzini	1983-85
234	Mike Fuentes	1978-81
223	Mike Yastrzemski	1980-83
222	Paul Sorrento	1984-86
198	Jimmy Jones	1982-85
193	Luis Alicea	1984-86
192	Jose Marzan	1984-87
190	Ed Fulton	1985-87
190	Doug Mientkiewicz	1993-95

TOTAL BASES

694	Jeff Ledbetter	1979-82
631	Frank Fazzini	1983-85
521	Mike Fuentes	1978-81
501	Jose Marzan	1984-87
488	Luis Alicea	1984-86
488	Paul Sorrento	1984-86
480	Mike Yastrzemski	1980-83
419	Doug Mientkiewicz	1993-95
416	Barry Blackwell	1985-88
403	Rick Figuero	1980-83

STOLEN BASES

98	Jose Marzan	1984-87
----	-------------	---------

95	Marc Ronan	1988-90
91	Allen Bevis	1989-92
82	Mickey Lopez	1993-95
80	Mark Barineau	1981-83
71	Luis Alicea	1984-86
66	Eric Mangham	1984-86
64	Randy Davidson	1974-75
63	Eduardo Perez	1989-91

WALKS

195	Paul Sorrento	1984-86
177	Jeff Ledbetter	1979-82
174	Mike Yastrzemski	1980-83
174	Doug Mientkiewicz	1993-95
161	Jose Marzan	1984-87
160	Ed Fulton	1985-87
157	Mark Barineau	1981-83
156	Jimmy Jones	1982-85
155	Lionel Martinez	1980-81
152	Frank Fazzini	1983-85
152	Luis Alicea	1984-86

STRIKEOUTS

175	Ty Mueller	1991-93
172	Allen Bevis	1989-92
169	Frank Fazzini	1983-85
148	Barry Blackwell	1985-88
148	Doug Mientkiewicz	1993-95
138	Kenny Felder	1990-92
134	Jimmy Jones	1982-85
128	Carlos Lezcano	1974-77
128	Eduardo Perez	1989-91
127	Paul Sorrento	1984-86
127	Link Jarrett	1991-94

TOTAL SACRIFICES

35	Mike Martin, Jr.	1992-95
34	Barry Blackwell	1985-88
33	Jose Marzan	1984-87
30	Randy Hodges	1992-95
26	Link Jarrett	1991-94
24	Luis Alicea	1984-86
23	Rick Figuero	1980-83
22	Mark Barineau	1981-83
21	Scott Zech	1994-present
20	3 tied with 20	

HIT BY PITCH

32	Mark Barineau	1981-83
23	Barry Blackwell	1985-89
21	Kenny Felder	1990-92
19	Mike Martin, Jr.	1993-95
18	Eduardo Perez	1989-91
18	Garrett Blanton	1989-91
18	Colby Weaver	1992-94
18	Scott Zech	1994-present
16	Mickey Lopez	1993-95
16	Luis Alicea	1984-86

BATTING AVERAGE
(500+ AB)

.378	Bien Figueroa	1985-86
.374	Mike Fuentes	1978-81
.369	Frank Fazzini	1983-85
.360	Chris Brock	1989-92
.352	Paul Sorrento	1984-86
.348	Doug Mientkiewicz	1993-95
.346	Jeff Ledbetter	1979-82
.341	Luis Alicea	1984-86
.341	Edwin Alicea	1987-88
.340	Guillermo Bonilla	1974-76

BATTING AVERAGE
(300-499 AB)

.427	Buddy Cribb	1988-90
.413	Brad Parker	1988-90
.407	Bob Benda	1976-78
.377	Tom Rosa	1972-73
.376	Craig Patterson	1978-79
.357	Mark Lacy	1981-82
.352	Terry Kennedy	1975-77
.350	Rob Bargas	1989-90
.350	Kenny Felder	1990-92
.342	Ron Cash	1970-71

BATTING AVERAGE
(50-299 AB)

.475	Steve Taddeo	1986-87
.445	Jim Sherrill	1972-73
.393	Tom Cook	1968
.386	Jim McArdle	1976-77
.377	Kevin Rigby	1978
.372	Doug Casey	1978-79
.372	Jim Weaver	1980
.366	Joel Hicks	1976-77
.363	John Cook	1992
.360	J.M. Tamayo	1988-90
.354	Mike Martin, Sr.	1965-66

SLUGGING PERCENTAGE
(500+ AB)

.717	Jeff Ledbetter	1979-82
.714	Frank Fazzini	1983-85
.693	Mike Fuentes	1978-81
.614	Paul Sorrento	1984-86
.586	Doug Mientkiewicz	1993-95
.535	Chris Roberts	1990-92
.531	Jimmy Jones	1982-85
.525	Mark Barineau	1981-83
.512	Ed Fulton	1985-87
.510	Edwin Alicea	1987-88

SLUGGING PERCENTAGE
(300-499 AB)

.748	Buddy Cribb	1988-90
.684	Mark Lacy	1981-82
.666	Brad Parker	1988-90
.659	Terry Kennedy	1975-77
.623	Kenny Felder	1990-92
.622	Chris Cawthon	1981-82
.606	Bob Benda	1976-78
.548	Craig Patterson	1978-75
.542	Dave Mobley	1976-79

.516	Mike Easom	1967-69
------	------------------	---------

SLUGGING PERCENTAGE
(50-299 AB)

.696	Jim Sherrill	1972-73
.678	Steve Taddeo	1986-87
.667	Joel Hicks	1976-77
.640	Mark Coulter	1976-77
.635	Scooby Morgan	1994-96
.590	Jim Lytle	1966
.585	Joe Licata	1981
.579	Marty Rice	1971-73
.576	Jeff Hardy	1976
.566	Tom Cook	1968
.566	Marc Giordano	1987-88

CAREER PITCHING APPEARANCES

113	Ricky Kimball	1988-91
90	Doug Little	1983-86
86	Richie Lewis	1985-87
85	Philip Olson	1993-95
75	Jeff Gray	1981-84
75	Scooby Morgan	1993-96
74	David Smalley	1980-83
74	Mike Loynd	1983-86
73	Charlie Cruz	1992-95
71	Doug Treadway	1983-84

CAREER STARTS

78	Doug Little	1983-86
58	Mike Loynd	1983-86
54	Larry Jones	1974-77
52	Roger Bailey	1990-92
52	Jonathan Johnson	1993-95
46	Jeff Gray	1981-84
40	Richie Lewis	1985-87
40	Paul Wilson	1992-94
37	Gar Finnfold	1989-90
36	Four tied with 36	

RELIEF

APPEARANCES

92	Ricky Kimball	1988-91
75	Philip Olson	1993-95
70	John Nedeau	1990-93
68	Doug Treadway	1983-84
65	David Smalley	1980-83
59	Bruce Tanner	1982-83
56	Jamey Shoupe	1981-82
53	Matt Dunbar	1987-90
53	Charlie Cruz	1992-95
50	Chuck Howell	1994-present

COMPLETE GAMES

23	Wayne Vincent	1966-68
22	Doug Little	1983-86
21	Larry Jones	1974-77
20	Gene Ammann	1968-70
16	Danny O'Brien	1973-75
16	Richie Lewis	1985-87
15	Paul Wilson	1992-94

14	Brooks Carey	1976-79
14	Dick Wiggins	1979-80
12	3 tied with 12	

INNINGS PITCHED

549.1	Doug Little	1983-86
395.1	Mike Loynd	1983-86
390.1	Larry Jones	1974-77
382.2	Richie Lewis	1985-87
363.1	Jonathan Johnson ...	1993-95
338.0	Jeff Gray	1981-84
333.0	Roger Bailey	1990-92
304.2	Paul Wilson	1992-94
295.1	Gene Ammann	1968-70
293.1	Bill Fuller	1970-73

STRIKEOUTS

520	Richie Lewis	1985-87
417	Mike Loynd	1983-86
391	Jonathan Johnson	1993-95
370	Doug Little	1983-86
336	Larry Jones	1974-77
311	Gene Ammann	1968-70
307	Ricky Kimball	1988-91
299	Paul Wilson	1992-94
289	Wayne Vincent	1966-68
280	Roger Bailey	1990-92

WALKS

232	Richie Lewis	1985-87
208	Larry Jones	1974-77
178	Doug Little	1983-86
173	Mike Loynd	1983-86
162	Jonathan Johnson	1993-95
154	Marty Rice	1971-74
141	Gene Ammann	1968-70
136	Roger Bailey	1990-92
130	Dave Fernald	1971-73
123	Steve Gelmine	1982-85

HITS ALLOWED

533	Doug Little	1983-86
351	Jeff Gray	1981-84
348	Mike Loynd	1983-86
317	Roger Bailey	1990-92
280	Richie Lewis	1985-87
279	Bill Fuller	1970-73
276	Jonathan Johnson	1993-95
266	Larry Jones	1974-77
254	Chris Roberts	1990-92
248	Scooby Morgan	1993-96

RUNS ALLOWED

287	Doug Little	1983-86
197	Mike Loynd	1983-86
193	Jeff Gray	1981-84
181	Richie Lewis	1985-87
151	Larry Jones	1974-77
148	Roger Bailey	1990-92
126	Steve Gelmine	1982-85
125	Jonathan Johnson	1993-95
124	Ricky Kimball	1988-91
123	David Smalley	1980-83

EARNED RUNS ALLOWED

212	Doug Little	1983-86
-----	-------------------	---------

T h e R e c o r d B o o k

151	Mike Loynd.....	1983-86
144	Jeff Gray.....	1981-84
136	Richie Lewis.....	1985-87
121	Roger Bailey.....	1990-92
106	David Smalley.....	1980-83
104	Larry Jones.....	1974-77
97	Ricky Kimball.....	1988-91
96	Chris Roberts.....	1990-92
95	Scooby Morgan.....	1993-96

WINS

49	Doug Little.....	1983-86
45	Mike Loynd.....	1983-86
38	Larry Jones.....	1974-77
38	Richie Lewis.....	1985-87
35	Roger Bailey.....	1990-92
34	Jonathan Johnson.....	1993-95
31	Gene Ammann.....	1968-70
29	Marty Rice.....	1971-74
28	Jeff Gray.....	1981-84
27	Paul Wilson.....	1992-94

SAVES

32	Ricky Kimball.....	1988-91
18	Mac Scarce.....	1970-71
17	Mike Scarce.....	1971-72
15	Philip Olson.....	1993-95
12	Brad Gregory.....	1989-90
11	Doug Treadway.....	1983-84
11	Richie Lewis.....	1985-87
10	Jamey Shouppe.....	1981-82
10	John Nedeau.....	1990-93
9	Bruce Tanner.....	1982-83

LOSSES

17	Doug Little.....	1983-86
13	Marv Stringfellow.....	1965-67
13	Jeff Gray.....	1981-84
12	Danny O'Brien.....	1973-75
12	Richie Lewis.....	1985-87
11	Bill Fuller.....	1970-73
11	Larry Jones.....	1974-77
11	Paul Wilson.....	1992-94
10	6 tied with 10	

SHUTOUTS

11	Gene Ammann.....	1968-70
9	Dave Price.....	1971-73
9	Larry Jones.....	1974-77
6	Paul Wilson.....	1992-94
5	Danny O'Brien.....	1973-75
4	Mike Kelley.....	1974-75
4	Doug Little.....	1983-86
4	Chris Pollack.....	1986-87
4	Jonathan Johnson.....	1993-95
3	9 tied with 3	

HOME RUNS ALLOWED

49	Doug Little.....	1983-86
41	Jeff Gray.....	1981-84
37	Richie Lewis.....	1985-87
32	Mike Loynd.....	1983-86
23	David Smalley.....	1980-83
23	Ray Retak.....	1984-85
20	Jonathan Johnson.....	1993-95
19	Dick Wiggins.....	1979-80

19	Scooby Morgan.....	1993-96
18	Rod Byerly.....	1987-88

ERA

(200+ IP)

1.43	Gene Ammann.....	1968-70
1.79	Wayne Vincent.....	1966-68
1.88	Marv Stringfellow.....	1965-67
2.18	Jonathan Johnson.....	1993-95
2.25	Danny O'Brien.....	1973-75
2.37	Paul Wilson.....	1992-94
2.40	Larry Jones.....	1974-77
2.58	Bill Fuller.....	1970-73
2.70	Gar Finnvoid.....	1989-90
2.78	Charlie Cruz.....	1992-95

ERA

(100-199 IP)

0.93	Pat Osburn.....	1970
1.27	Steve Mastin.....	1968
2.10	John Nedeau.....	1990-93
2.37	Mike Slade.....	1968-70
2.64	Terry Farmer.....	1973-74
2.65	David Yocum.....	1994-95
2.69	Tim Davis.....	1991-92
2.76	Jackie Smith.....	1976-77
2.76	Dave Price.....	1971-73
2.79	Lin Garrett.....	1967-68

ERA

(50-99 IP)

1.30	Mac Scarce.....	1970-71
1.30	Craig Skok.....	1968-69
1.60	John Ferguson.....	1969-70
1.79	Tom Henson.....	1969-70
1.83	George Lott.....	1968-69
1.88	Mike Reibling.....	1967-69
2.05	Carl Gromek.....	1969-70
2.08	Barry McQueen.....	1971
2.21	LaDon Boyd.....	1967
2.26	Mike Davis.....	1995

SEASON BATTING GAMES PLAYED

84	Paul Sorrento.....	1984
84	Frank Fazzini.....	1984
82	Luis Alicea.....	1984
82	Luis Alicea.....	1985
81	Frank Fazzini.....	1985
81	Eric Mangham.....	1985
80	Bien Figueroa.....	1985
78	Mike Fuentes.....	1981
78	Jose Marzan.....	1984
77	Four Tied With 77	

AT BATS

357	Luis Alicea.....	1985
332	Frank Fazzini.....	1985
327	Luis Alicea.....	1984
320	Bien Figueroa.....	1985
317	Frank Fazzini.....	1984
312	Jeff Ledbetter.....	1982
307	Jose Marzan.....	1986

300	Mike Fuentes.....	1981
299	Bien Figueroa.....	1986
295	Paul Sorrento.....	1984

RUNS SCORED

109	Frank Fazzini.....	1985
105	Jeff Ledbetter.....	1982
102	Bien Figueroa.....	1985
100	Luis Alicea.....	1985
99	Mark Barineau.....	1982
97	Jody Reed.....	1983
94	Luis Alicea.....	1986
92	Mike Fuentes.....	1981
90	J.D. Drew.....	1996
87	Eduardo Perez.....	1991
87	Frank Fazzini.....	1981

HITS

137	Frank Fazzini.....	1985
119	Jeff Ledbetter.....	1982
118	Bien Figueroa.....	1985
116	Luis Alicea.....	1985
116	Bien Figueroa.....	1986
112	Luis Alicea.....	1986
106	Mike Fuentes.....	1981
105	Eduardo Perez.....	1991
103	Paul Sorrento.....	1984
103	Frank Fazzini.....	1984
103	Luis Alicea.....	1984

DOUBLES

36	Jeremy Morris.....	1996
29	Don DeLoach.....	1980
26	Nandy Servano.....	1991
25	Bien Figueroa.....	1986
25	Marc Ronan.....	1990
25	Pedro Grifol.....	1990
25	Link Jarrett.....	1992
24	Bien Figueroa.....	1985
23	Jody Reed.....	1983
22	Four tied with 22	

TRIPLES

9	Dick Gold.....	1969
9	Luis Alicea.....	1985
8	Mark Lacy.....	1982
8	Randy Hodges.....	1994
8	Doug Walker.....	1961
7	Dave Moates.....	1969
7	Rick Snyder.....	1973
6	11 tied with 6	

HOME RUNS

42	Jeff Ledbetter.....	1982
32	Frank Fazzini.....	1985
29	Frank Fazzini.....	1984
27	Mike Fuentes.....	1981
26	Chris Cawthon.....	1982
23	Jeff Ledbetter.....	1981
22	Paul Sorrento.....	1986
21	Terry Kennedy.....	1976
21	Mike Fuentes.....	1980
21	Jimmy Jones.....	1985
21	J.D. Drew.....	1996

RUNS BATTED IN

124	Jeff Ledbetter.....	1982
-----	---------------------	------

T h e R e c o r d B o o k

118	Frank Fazzini	1985
106	Mike Fuentes	1981
103	Chris Cawthon	1982
95	Jeff Ledbetter	1981
94	J.D. Drew	1996
91	Joe Licata	1991
89	Frank Fazzini	1984
87	Don DeLoach	1982
87	Jeremy Morris	1996
86	Paul Sorrento	1986

TOTAL BASES

273	Jeff Ledbetter	1982
263	Frank Fazzini	1985
212	Frank Fazzini	1984
197	Mike Fuentes	1981
192	Chris Cawthon	1982
186	Paul Sorrento	1986
184	Luis Alicea	1985
183	J.D. Drew	1996
180	Jeff Ledbetter	1981
178	Paul Sorrento	1984

STOLEN BASES

51	Edwin Alicea	1988
48	Mark Gilbert	1978
43	Mark Ronan	1989
41	Eric Mangham	1986
39	Randy Davidson	1975
39	Edwin Alicea	1987
39	Jose Marzan	1987
36	Mark Barineau	1982
34	Dick Nichols	1970
34	Ronald Lewis	1987
34	Marc Ronan	1987

WALKS

80	Lionel Martinez	1980
80	Mark Barineau	1982
77	Ed Fulton	1987
75	Lionel Martinez	1981
75	Paul Sorrento	1984
71	Edwin Alicea	1988
68	Jody Reed	1983
68	Jody Reed	1984
66	Paul Sorrento	1986
66	Marc Ronan	1990

STRIKEOUTS

74	Frank Fazzini	1984
74	Kenny Felder	1984
64	Ty Mueller	1991
62	Ty Mueller	1992
58	Walt Sumner	1969
55	Frank Fazzini	1985
54	Jimmy Jones	1984
54	J.D. Drew	1995
53	J.D. Drew	1996
53	Eduardo Perez	1991

TOTAL SACRIFICES

19	Mark Barineau	1983
15	Randy Hodges	1995
14	Mike Martin, Jr.	1994
13	Nandy Serrano	1992
12	Jose Marzan	1987
12	Eduardo Perez	1990

12	Scott Zech	1996
11	7 tied 11	

HIT BY PITCH

14	Mark Barineau	1983
14	Kenny Felder	1991
13	Garrett Blanton	1991
12	Luis Alicea	1984
12	Colby Weaver	1994
12	J.D. Drew	1996
11	Barry Blackwell	1988
11	Mark Barineau	1982
10	Eduardo Perez	1990
10	Nandy Serrano	1992

BATTING AVERAGE

(200+ AB)

.413	Frank Fazzini	1985
.397	Craig Patterson	1979
.393	Blane McDonald	1978
.392	Luis Alicea	1986
.388	Bien Figueroa	1986
.386	J.D. Drew	1996
.381	Jeff Ledbetter	1982
.380	Paul Sorrento	1986
.376	Rob Barcas	1990
.374	Steve Tebbets	1975
.371	Doug Mientkiewicz	1991
.371	Jeremy Morris	1996

BATTING AVERAGE

(101-199 AB)

.436	Bob Clem	1959
.430	Mike Augustine	1963
.409	Joe Hicks	1976
.404	Ken Suarez	1964
.387	Steve Nedeau	1994
.386	Mike Easom	1968
.384	Tom Cook	1968
.384	Mark Lacy	1981
.382	Mark Giordano	1987
.379	Gary Sprague	1966
.375	Terry Kennedy	1976
.373	Mike Martin	1966
.370	Jack Dull	1961
.365	Woody Woodward	1962

BATTING AVERAGE

(50-100 AB)

.461	Bob Clem	1961
.422	Dick Howser	1956
.414	Riley Seavers	1955
.403	Bob Rosel	1956
.392	Fred Twomey	1955
.392	Jack Dull	1961
.383	Bob Clem	1960
.372	Mike Martin	1961
.368	Cooter Mills	1954
.365	Owen McCarron	1958

SLUGGING PERCENTAGE

(200+ AB)

.843	Jeff Ledbetter	1982
.762	Frank Fazzini	1985
.759	J.D. Drew	1996
.755	Mike Fuentes	1980

.744	Paul Sorrento	1986
.713	Mark Lacy	1982
.706	Doug Mientkiewicz	1995
.703	Chris Cawthon	1982
.681	Miek Fuentes	1979
.672	Jeremy Morris	1996

SLUGGING PERCENTAGE

(50-199 AB)

.815	Terry Kennedy	1976
.779	Jim Weaver	1980
.732	Marc Giorando	1987
.723	Jeff Ledbetter	1979
.682	Joe Hicks	1976
.674	Tom Cook	1968
.641	Mark Lacy	1981
.639	Steven Morgan	1996
.610	Carlos Lezcano	1977
.607	Joe Hicks	1977

SEASON PITCHING APPEARANCES

41	Bruce Tanner	1983
37	Doug Treadway	1984
35	Richie Lewis	1985
34	Doug Treadway	1983
34	Ricky Kimball	1989
32	Jay Keezer	1981
31	Jamey Shoupe	1982
31	Brad Gregory	1990
20	Ricky Kimball	1988
30	Zach Diaz	1996

GAMES STARTED

24	Mike Loynd	1986
23	Doug Little	1984
21	Doug Little	1985
21	Roger Bailey	1992
21	Randy Choate	1996
20	Jonathan Johnson	1994
19	Richie Lewis	1987
19	Gar Finnold	1989
19	Paul Wilson	1994
19	Jonathan Johnson	1995

RELIEF APPEARANCES

41	Bruce Tanner	1983
34	Doug Treadway	1985
34	Doug Treadway	1984
31	Ricky Kimball	1989
31	Jay Keeler	1981
30	Richie Lewis	1985
29	Jamey Shoupe	1981
29	Phil Olson	1995
28	Chris Chavez	1996
27	Jamey Shoupe	1981
27	Zach Diaz	1996

COMPLETE GAMES

12	Danny O'Brien	1975
12	Brooks Carey	1978

T h e R e c o r d B o o k

10	George Lott	1969
10	Gene Ammann	1970
10	Dick Wiggins	1979
9	Marc Scarce	1971
9	Gar Finnvoid	1990
8	5 tied with 8	

INNINGS

164.2	Mike Loynd	1986
161.1	Doug Little	1984
151.1	Doug Little	1985
150.0	Richie Lewis	1987
150.0	Randy Choate	1996
143.0	Paul Wilson	1994
142.2	Marty Rice	1972
140.0	Danny O'Brien	1975
139.1	Roger Bailey	1992
137.1	Gene Ammann	1970

WALKS

88	Richie Lewis	1987
76	Dave Fernald	1972
72	Richie Lewis	1985
69	Marty Rice	1972
69	Roger Bailey	1992
68	Larry Jones	1975
65	Gene Ammann	1970
63	Mike Loynd	1985
63	Bob Mayer	1976

STRIKEOUTS

223	Mike Loynd	1986
202	Richie Lewis	1986
196	Richie Lewis	1987
161	Paul Wilson	1994
154	Pat Osburn	1970
150	Gene Ammann	1970
142	Tim Davis	1992
138	John Wasdin	1993
137	Jonathan Johnson	1994
136	Gar Finnvoid	1990

HITS ALLOWED

167	Doug Little	1984
137	Doug Little	1986
136	Mike Loynd	1986
135	Doug Little	1985
129	Randy Choate	1996
127	Marty Rice	1972
127	Roger Bailey	1992
124	Dick Wiggins	1979
120	Gar Finnvoid	1990
119	Chris Pollack	1987

RUNS ALLOWED

95	Doug Little	1984
81	Doug Little	1986
73	Mike Loynd	1984
67	Richie Lewis	1987
66	Jeff Gray	1984
63	Kevin Smith	1985
63	Mike Loynd	1986
62	Ray Revak	1984
61	Richie Lewis	1986
60	Jeff Gray	1983

EARNED RUNS ALLOWED

79	Doug Little	1984
56	Mike Loynd	1984

56	Doug Little	1984
54	Ray Revak	1984
53	Clem Freeman	1981
53	Jeff Gray	1983
51	Richie Lewis	1986
51	Richie Lewis	1987
50	Roger Bailey	1991
49	Roger Bailey	1992

SAVES

18	Mac Scarce	1971
11	Brad Gregory	1990
9	Doug Treadway	1984
9	Bruce Tanner	1983
9	Ricky Kimball	1989
9	Ricky Kimball	1990
9	Tim Davis	1992
8	Danny O'Brien	1973
8	Larry Rothschild	1975
8	Ricky Kimball	1988

WINS

20	Mike Loynd	1986
16	Doug Little	1985
15	Randy Choate	1996
15	Gene Ammann	1970
15	Danny O'Brien	1975
15	Larry Jones	1975
15	Richie Lewis	1987
15	Gar Finnvoid	1990
15	Roger Bailey	1992
14	Richie Lewis	1986

ERA (101+ IP)

0.66	Gene Ammann	1970
0.92	Pat Osburn	1970
1.27	Gene Mastin	1968
1.48	Danny O'Brien	1975
1.51	Wayne Vincent	1966
1.62	Wayne Vincent	1969
1.68	Jonathan Johnson	1993
1.94	Larry Jones	1975
2.08	Gene Ammann	1969
2.08	Paul Wilson	1994

ERA (50-100 IP)

1.32	Jack Bristol	1958
1.34	Craig Skok	1969
1.46	Eddie Howell	1966
1.46	Scooby Morgan	1995
1.60	Frank Stusser	1958
1.60	Frank Davis	1959
1.70	George Lott	1969
1.86	Al Beccaccio	1963
1.88	Matt Dunbar	1988
1.92	Danny O'Brien	1978

SHUTOUTS

8	Gene Ammann	1970
5	Larry Jones	1975
5	Danny O'Brien	1975
4	Paul Wilson	1993
3	Pat Osburn	1970
3	Ray Revak	1984
3	Clyde Keller	1989

TEAM SEASON BATTING

AT BATS

AB	GAMES	YEAR
2872	82	1985
2866	84	1984
2644	81	1981
2563	74	1982
2498	75	1994
2464	74	1986
2462	71	1991
2440	74	1983
2419	73	1987
2391	72	1989

RUNS

RUNS	GAMES	YEAR
786	82	1985
752	74	1982
655	74	1982
644	74	1986
638	79	1981
630	63	1980
596	69	1996
593	74	1983
579	73	1987
567	69	1988

HITS

HITS	GAMES	YEAR
947	82	1985
839	74	1982
833	84	1984
807	79	1981
801	74	1986
744	69	1996
742	73	1987
742	72	1990
739	75	1994
737	74	1983

DOUBLES

2B	GAMES	YEAR
182	72	1990
161	70	1992
159	74	1982
154	71	1991
153	75	1994
152	69	1996
150	74	1986
149	84	1984
148	79	1981
143	82	1985

TRIPLES

3B	GAMES	YEAR
35	52	1969
35	68	1994
34	75	1994
33	74	1982
30	59	1970
29	63	1980
29	52	1966
28	59	1973
27	73	1987
26	3 tied with 26	

HOME RUNS

HR	GAMES	YEAR
146	82	1985
131	74	1982

113	79	1981
99	84	1984
94	73	1987
94	63	1980
89	74	1983
84	74	1986
82	76	1979
76	71	1991

RUNS BATTED IN

RBI	GAMES	YEAR
698	82	1985
658	74	1982
565	74	1986
561	79	1981
550	63	1980
525	69	1996
518	74	1983
506	69	1995
495	73	1987

TOTAL BASES

TB	GAMES	YEAR
1580	82	1985
1457	74	1982
1326	79	1981
1315	84	1984
1243	74	1986
1203	73	1987
1173	74	1983
1172	63	1980
1139	71	1991
1138	69	1996

SLUGGING PERCENTAGE

SLUG %	GAMES	YEAR
.568	74	1982
.558	63	1980
.550	82	1985
.516	61	1979
.504	74	1986
.498	79	1981
.497	73	1987
.495	53	1976
.493	69	1996
.481	74	1983

WALKS

BB	GAMES	YEAR
555	84	1984
524	74	1982
500	82	1985
483	74	1983
458	73	1987
449	74	1986
444	72	1989
426	63	1980
422	79	1981
422	72	1988

STRIKEOUTS

SO	GAMES	YEAR
520	84	1984
453	70	1992
449	65	1993
443	71	1991
437	69	1995
436	69	1996
429	75	1994
422	72	1989
415	82	1985
415	69	1988

HIT BY PITCHES

HP	GAMES	YEAR
61	71	1991
55	75	1994
53	70	1992
52	69	1996
49	69	1988
48	69	1988
46	84	1984
42	74	1983
40	65	1993
39	72	1990

SACRIFICE FLYS

SF	GAMES	YEAR
44	84	1984
41	69	1996
40	74	1986
38	79	1981
38	82	1985
37	69	1995
36	74	1983
36	72	1990
35	2 tied with 35	

SACRIFICE HITS

SH	GAMES	YEAR
53	75	1994
41	69	1996
39	73	1987
38	65	1993
34	69	1995
33	69	1988
31	74	1986
30	74	1983
29	72	1989
26	70	1992

LEFT ON BASE

LOB	GAMES	YEAR
724	84	1984
627	82	1985
604	74	1983
585	79	1981
577	72	1989
570	74	1982
563	75	1994
560	72	1990
545	74	1986
533	71	1991

STOLEN BASES

SB	GAMES	YEAR
232	73	1987
197	69	1988
184	74	1986
165	72	1990
162	72	1989
162	69	1995
132	75	1994
129	74	1983
124	69	1996
121	74	1982

STOLEN BASES ATTEMPTED

SBA	GAMES	YEAR
303	73	1987
249	74	1986
246	72	1990
242	69	1988
226	72	1989
207	69	1995

192	75	1994
184	71	1991
182	65	1993
181	84	1984

BATTING AVERAGE (MIN. 50 GAMES)

3B	GAMES	YEAR
.337	63	1980
.330	82	1985
.327	74	1982
.325	74	1986
.322	69	1996
.319	61	1979
.309	62	1978
.307	73	1987
.307	53	1976
.306	72	1990
.303	79	1981

TEAM SEASON PITCHING

EARNED RUN AVERAGE

ERA	GAMES	YEAR
1.49	59	1970
1.98	52	1969
2.07	59	1975
2.27	41	1968
2.48	44	1967
2.72	69	1995
2.76	57	1971
2.89	59	1973
2.90	65	1993
3.02	70	1992

OPPONENT BATTING AVERAGE

BA	GAMES	YEAR
.186	59	1970
.198	59	1975
.207	53	1976
.208	57	1971
.214	52	1966
.215	41	1968
.218	59	1973
.219	52	1969
.220	46	1967
.226	69	1995

SAVES

SV	GAMES	YEAR
29	72	1990
27	57	1971
21	68	1972
18	74	1986
17	59	1973
17	79	1981
17	82	1985
17	71	1991
16	69	1988
16	84	1984

INNINGS PITCHED

IP	GAMES	YEAR
738.0	84	1984
711.2	82	1985
665.2	79	1981
659.0	75	1994
647.2	79	1989

YEAR-BY-YEAR RECORDS

YEAR	COACH	CAPTAINS	W	L	T	RUNS	OPP	BA	OPP
1948	Charlie Armstrong	Ron Nettles	9	8	0	101	121	NA	NA
1949	Charlie Armstrong	Sam Cox	11	8	0	126	103	NA	NA
1950	Charlie Armstrong	Bob Trowbridge	13	7	0	122	104	NA	NA
1951	Charlie Armstrong	Augie Pompelia	16	6	0	161	97	.292	.234
1952	Ralph Matherly	Bob Trowbridge	17	4	0	158	72	.266	.188
1953	Ralph Matherly	Billy "Cooter" Mills	13	10	1	156	254	NA	NA
1954	Ralph Matherly	Bob Hudson	13	8	0	164	102	.269	NA
1955	Danny Litwhiler	Billy Campbell, Bob Hudson	17	6	0	189	98	.321	NA
1956	Danny Litwhiler	Max Long	25	7	0	244	121	.295	NA
1957	Danny Litwhiler	Carlee Hendrix	22	9	0	232	120	.297	NA
1958	Danny Litwhiler	Dick Howser	20	7	0	198	104	.295	.208
1959	Danny Litwhiler	Dale Koch	22	11	0	258	166	.282	.231
1960	Danny Litwhiler	Ray Bazzell	13	9	0	183	136	.313	.254
1961	Danny Litwhiler	Frank Davis, Jack Dull	21	7	0	203	238	.301	.256
1962	Danny Litwhiler	Ray McShane, Bob Madison	23	14	0	254	221	.296	.258
1963	Danny Litwhiler	Al Beccaccio	26	13	0	250	151	.278	.213
1964	Fred Hatfield	Jim Reed	23	13	0	244	171	.273	.247
1965	Fred Hatfield	Gerry Chmielewski	32	11	1	305	179	.281	.253
1966	Fred Hatfield	Dick Fernandez	39	13	0	417	192	.294	.214
1967	Fred Hatfield	Roy Mewbourne	32	14	0	214	155	.234	.220
1968	Fred Hatfield	Chuck Cone, Bob Canty	35	6	0	291	120	.284	.215
1969	Jack Stallings	Dick Gold, Mike Easom	38	13	1	303	158	.273	.219
1970	Jack Stallings	Dick Nichols	49	9	1	261	144	.277	.186
1971	Jack Stallings	Harry Saferight, Ron Cash	41	16	0	341	208	.282	.208
1972	Jack Stallings	Ken Doria, Mike Scarce	45	23	0	473	325	.291	.251
1973	Jack Stallings	John Librandi, Denny Williams	38	21	0	331	218	.239	.218
1974	Jack Stallings	Randy Davidson	37	25	0	320	269	.268	.232
1975	Woody Woodward	Randy Davidson	49	10	0	371	162	.300	.198
1976	Woody Woodward	Craig Eaton	40	16	0	467	228	.302	.210
1977	Woody Woodward	Larry Jones	37	13	0	459	375	.271	.231
1978	Woody Woodward	Brooks Carey, Greg Jones	44	18	0	457	303	.309	.269
1979	Dick Howser	Craig Patterson	43	17	1	494	272	.319	.277
1980	Mike Martin	Don DeLoach, Craig Ramsey	51	12	0	630	306	.327	.281
1981	Mike Martin	Mike Fuentes, Rick Hatcher	56	23	0	638	407	.303	.273
1982	Mike Martin	Jeff Ledbetter	56	17	1	752	375	.327	.243
1983	Mike Martin	Mike Yastrzemski, Rick Figuero	55	18	1	737	574	.302	.243
1984	Mike Martin	Jody Reed, Jeff Gray	55	29	0	644	464	.291	.265
1985	Mike Martin	Frank Fazzini, Jimmy Jones	59	23	0	786	406	.330	.245
1986	Mike Martin	Luis Alicea, Doug Little, Mike Loynd	61	13	0	655	333	.325	.244
1987	Mike Martin	Ed Fulton, Jose Marzan	55	18	0	579	319	.307	.241
1988	Mike Martin	Barry Blackwell, Edwin Alicea	50	18	1	568	309	.302	.257
1989	Mike Martin	Clyde Keller	54	18	0	513	275	.290	.232
1990	Mike Martin	Marc Ronan, Gar Finnvo	57	15	0	555	290	.306	.263
1991	Mike Martin	Pedro Grifol, Eduardo Perez, Ricky Kimball	57	14	0	543	273	.298	.241
1992	Mike Martin	Chris Roberts, Nandy Serrano, Roger Bailey	49	21	0	472	267	.300	.230
1993	Mike Martin	Ty Mueller, John Wasdin	46	19	0	424	229	.280	.237
1994	Mike Martin	Link Jarrett, Jack Niles	53	22	0	508	271	.296	.233
1995	Mike Martin	Randy Hodges, Mike Martin, Jr., Doug Mientkiewicz	53	16	0	561	249	.293	.226
1996	Mike Martin	Scooby Morgan, Steve Nedeau	52	17	0	596	296	.322	.247

SEMINOLE AWARD WINNERS

FSU All-Americans

(First Team unless otherwise indicated.)

YEAR	PLAYER, POS.	TEAMS MADE
1957	Dick Howser, SS	ABCA
1958	Dick Howser, SS	ABCA
1959	Bob Clem, 2B	ABCA (2)
1961	Jack Dull, 2B	ABCA (3)
1962	Buddy Teagle, C	ABCA
1963	Mike Augustine, OF	ABCA
	Woody Woodward, SS	ABCA (3)
1964	Ken Suarez, C	ABCA
1966	Jim Lyttle, OF	ABCA, TSN
1967	Gary Sprague, SS	TSN (2)
1968	Tom Cook, C	ABCA (3)
1969	Dick Gold, 2B	ABCA, TSN (HM)
1970	Dick Nichols, 2B	TSN, ABCA (2)
	Johnny Grubb, OF	TSN (HM)
	Ron Cash, 3B	TSN (HM)
	Pat Osburn, P	TSN (HM)
1972	John Librandi, OF	ABCA (3)
1975	Danny O'Brien, P	ABCA (3)
	Randy Davidson, OF	ABCA (3)
	Steve Tebbetts, OF	TSN (HM)
	Jim Busby, OF	TSN (HM)
1976	Terry Kennedy, C	TSN
	Guillermo Bonilla, 3B	ABCA
1977	Terry Kennedy, C	TSN
1978	Blane McDonald, C	ABCA (2)
1979	Craig Patterson, 2B	ABCA (2)
1980	Mike Fuentes, OF	ABCA, TSN (2)
	Jim Weaver, OF	TSN
1981	Mike Fuentes, OF	ABCA, BA, TSN (2)
	Jeff Ledbetter, DH	TSN, BA (2)
1982	Jeff Ledbetter, OF	ABCA, BA, TSN
1983	Frank Fazzini, OF	BA (FR)
	Doug Little, P	BA (FR)
1984	Frank Fazzini, OF	BA (3)
	Paul Sorrento, OF	BA (FR)
	Luis Alicea, 2B	BA (FR)
	Ray Revak, P	BA (FR-2)
1985	Frank Fazzini, OF	ABCA, BA, TSN (2)
	Doug Little, P	BA (2), ABCA (3)
	Luis Alicea, 2B	BA (3)
	Richie Lewis, P	BA (FR)
	Barry Blackwell, C	BA (FR)
1986	Luis Alicea, 2B	BA, TSN, ABCA (2)
	Mike Loynd, P	ABCA, BA
	Richie Lewis, P	BA
	Bien Figueroa, SS	BA (2)
	Paul Sorrento, OF	BA (2)
1987	Richie Lewis, P	BA, TSN, ABCA (2)
	Ed Fulton, C	BA (3), ABCA (3)
1988	Ricky Kimball, P	BA (FR)

1989	Allen Bevis, 2B	BA (FR-2)
	Pedro Grifol, C	BA (FR-2)
1990	Brad Gregory, P	ABCA (2)
	Gar Finnfold, P	BA (2)
	Marc Ronan, P	BA (2)
	Roger Bailey, P	BA (FR-2)
	Chris Roberts, OF	BA (FR-2)
1991	Pedro Grifol, C	ABCA, BA
	Eduardo Perez, 1B	ABCA (2), BA (3)
	Chris Roberts, OF	BA (3)
1992	Chris Roberts, OF	BA, ABCA (2)
	Roger Bailey, P	BA (2), ABCA (3)
1993	Link Jarrett, SS	NCBWA (2)
	Doug Mienkiewicz, 1B	NCBWA (3), BA (FR-2)
	Jonathan Johnson, P	CB (FR), BA (FR), CB (3)
	Mickey Lopez, 3B	CB (FR-HM)
1994	Link Jarrett, SS	NCBWA (2)
	Jonathan Johnson, P	NCBWA (2), CB (3), BA (3)
	Mike Martin, C	NCBWA (2)
	Doug Mientkiewicz, 1B	NCBWA (2)
	Jeremy Morris, LF	CB (FR-HM)
	Paul Wilson, P	BA, NCBWA, CB (2)
1995	Jonathan Johnson, P	BA, CB (2)
	David Yocum, OF	BA (2), CB (3)
	J.D. Drew, OF	CB (FR), BA (FR)
1996	J.D. Drew, OF	BA, ABCA, CB, NCBWA
	Jeremy Morris, OF	BA (2), CB (2), NCBWA (2)
	Randy Choate	BA (3), CB (3), NCBWA
	Scott Zech	ABCA (3), NCBWA (2)
	Steven "Scooby" Morgan	NCBWA (3)

KEY: ABCA-American Baseball Coaches Association, BA-Baseball America, TSN-The Sporting News, FR-Freshman All-America Team, NCBWA-National Collegiate Baseball Writers Association, HM-Honorable Mention, CB-Collegiate Baseball.

Academic All-Americans

Selected by the

College Sports Information Directors of America.

Greg Gromek, SS	1970-71
Carl Gromek, P	1970
Danny O'Brien, P	1975
Tommy Zoeller, 1B	1985
Gar Finnfold, P	1989

FLORIDA STATE'S FIRST TEAM ALL-AMERICANS

DICK HOWSER
1957-58

The first All-American in Florida State history, Dick Howser led FSU into the District III Playoffs each season from 1956-58, and to the District Championship in 1957. This brilliant shortstop was named All-Region in 1957 and '58 and earned All-America recognition from the ABCA both of those years. In 1956, Howser's .422 batting average set a Florida State season mark. He played professional baseball for Kansas City, Cleveland and the New York Yankees and returned to coach his alma mater to a 43-17-1 record in 1979.



Dick Howser



Buddy Teagle



Mike Augustine



Ken Suarez



Jim Lyttle



Dick Gold



Dick Nichols



Juan Bonilla



Terry Kennedy

BUDDY TEAGLE
1962

Buddy Teagle, the catcher for the 1962 Seminoles, was honored with ABCA All-America status after a fine offensive and defensive year. He proved to be a threat both at and behind the plate. At the plate, Teagle boasted a .325 batting average. Behind the plate, his rifle arm was a threat to all potential base stealers.

MIKE AUGUSTINE
1963

Mike Augustine is literally a Seminole success story. In the 1962 season, he never saw regular playing time until tournament time. The next season, the center-fielder broke a school record for most hits in a season with 58. This 5-9, 150-pound All-American led Florida State to the District III title and a trip to the College World Series.

KEN SUAREZ
1964

For the second time in three seasons, the Seminoles boasted an All-America catcher. In 1962, Buddy Teagle was named All-America and in 1964, Ken Suarez was named to the first team Coaches All-America team. Suarez was the leader of the 1964 Seminoles. He led the team in five offensive departments, including batting average as he hit .404.

JIM LYTTLE
1966

In 1966, Jim Lyttle was named a first team All-American by *The Sporting News* and the American Baseball Coaches Association. He was also an All-District III NCAA selection. That year, Lyttle rewrote Florida State slugging records. His 13 home runs, 51

RBI's and 131 total bases set school records that lasted for years. He was also a fine defensive outfielder with an arm like a rifle. He played professional baseball with the Yankees, White Sox and Expos.

DICK GOLD
1969

Dick Gold, the team co-captain for the 1969 Seminoles, set many Florida State batting records. His 20 career doubles, 83 career RBI's, 151 career hits and 98 career runs either tied or surpassed the school records of the day. The nine triples he hit in 1969 remains a Florida State mark. Gold was a first team ABCA All-American and a District III team selection.

DICK NICHOLS
1970

Dick Nichols was the leading hitter on the 1970 national runner-up Seminole team that boasted four All-Americans. His batting average of .338 was just above fellow All-American Ron Cash's .335. Nichols, the second baseman for the Tribe, was selected to the All-District III team and earned All-America recognition from *The Sporting News*.

GUILLERMO (JUAN)
BONILLA
1976

The third baseman for the 1976 Tribe team that went 40-16 under Head Coach Woody Woodward, Guillermo (Juan) Bonilla garnered first team All-America honors from the Coaches Association for his offensive and defensive prowess. Bonilla, a native of Rip Piedras, Puerto Rico, hit nearly .350 for the 1976 Seminoles and ranked second only to fellow All-American Terry Kennedy in RBI and runs scored.

TERRY KENNEDY
1976-77

Swinging his big bat or crouched behind the plate, Terry Kennedy gave Florida State his best. From 1975-77, he drove in 122 runs and clouted 32 homers. His 64 RBI's, 21 home runs and .810 slugging average were school records in 1976. He earned 1976 All-Region and 1977 all-Metro honors. In both 1976 and '77, he was named a first team All-American by *The Sporting News* and added Most Valuable Player recognition from the magazine in 1977.

**JIM WEAVER
1980**

Jim Weaver, the Seminole left-fielder in 1980, was second only to fellow outfielder Mike Fuentes in batting. Weaver's numbers, .372 batting average and 18 home runs, fit perfectly into a powerful hitting team which boasted five players who hit above .350. Weaver also had a team-high 28 stolen bases. He was a member of the All-Metro Conference first team, as well as an All-American by *The Sporting News*.



Jim Weaver



Mike Fuentes

**MIKE FUENTES
1980-81**

Mike Fuentes went from being cut from the Seminole team to winning the Golden Spikes Award in 1981, symbolizing college baseball's best player. He was FSU's third two-time All-American (ABCA) and also earned first-team recognition from *Baseball America*. He became the first Seminole to hit .400 in a season when he batted .408 as a junior while leading Florida State into the 1980 College World Series. Fuentes capped a brilliant career with a senior season that included 27 home runs, 81 RBIs and a .360 average. During that year, he broke the NCAA career home run mark, finishing his career with 64.



Jeff Ledbetter



Frank Fazzini

**JEFF LEDBETTER
1981-82**

Jeff Ledbetter was nicknamed "Tree-tops" for his monumental blasts into the pine trees behind the right-field wall at Seminole Field. Ledbetter set NCAA and FSU records in almost every offensive category, including home runs in a season (42), career home runs (97), home runs in a game (4), career RBIs (346), total bases in a season (273) and career total bases (346). Ledbetter ended an outstanding 1982 season by being named All-Metro, All-Metro Tournament, Metro Player of the Year, consensus All-American and *The Sporting News* and *Baseball America* Player of the Year.



Luis Alicea



Mike Loynd

**LUIS ALICEA
1986**

Florida State's second baseman in 1986, Luis Alicea literally raked in the awards. He was named to All-America teams by *The Sporting News* and *Baseball America*, was the MVP of the NCAA South II Regional Tournament and earned recognition on the College World Series All-Tournament team. With a batting average of .392 and a fielding percentage of .945, Alicea was dangerous both offensively and defensively. These skills made him an integral member of the Seminoles' College World Series runner-up team.

**MIKE LOYND
1986**

Pitcher Mike Loynd, who led the Seminoles to a 61-13 record and a second-place finish in the College World Series, was named the 10th recipient of the Golden Spikes Award in 1986. Loynd won the award after compiling a 20-3 record in a stellar senior season. Loynd was a master at fooling opposing batters, striking out 223 of them. Because of his tremendous numbers, Loynd was a first team ABCA and *Baseball America* All-American, as well as the Metro Tournament MVP.



Richie Lewis



Pedro Grifol

**RICHIE LEWIS
1986-1987**

Richie Lewis, a pitcher from Muncie, Ind. was a fiery strikeout artist who mystified opposing batters. From 1985-87, Lewis struck out 520 batters in 392.2 innings of play. This not only remains a Seminole all-time record, but ranks second in the NCAA record book. In 1987, he was chosen to the ABCA, *The Sporting News* and *Baseball America* All-America teams.

**FRANK FAZZINI
1985**

A powerful slugger, Frank Fazzini posted outstanding numbers during the 1985 season. His remarkable batting average of .413 was padded with other great statistics including 33 home runs and 118 RBIs. Fazzini's offensive skills made him a first team All-America choice by the Coaches Association and *Baseball America*, as well as a member of the All-Metro Conference and All-Metro Tournament teams.

**PEDRO GRIFOL
1991**

Pedro Grifol, an All-America catcher, epitomized the spirit of the 1991 College World Series squad. Always competitive, Grifol posted a .344 batting average and a near-perfect .998 fielding average. He led the squad in RBIs with 80 and in home runs with 16. Grifol, a three-year starter at catcher, proved a great target for Seminole pitchers. His ability to frame a pitch and provide leadership behind the plate gave his Florida State teammates a player they could look up to.

**CHRIS ROBERTS
1992**

Chris Roberts, one of the highest draft picks to ever attend Florida State, was a three-year starter in the outfield and on the mound for the Seminoles from 1990-92. Roberts was a 1992 Collegiate Baseball All-American, as well as an All-ACC selection. The Middleburg, Fla. product racked up numerous awards at Florida State, including the 1991 Metro Conference Player-of-the-Year. Roberts hit .301, smashing 32 homeruns and driving in 175 runs. As a pitcher, Roberts posted a 23-8 record with 202 strikeouts. While at Florida State, Roberts started in leftfield for the USA National Team in the summer of 1991 and again at the 1992 Olympic Games in Barcelona. Roberts was selected in the first round of the 1992 June draft, and later signed with the New York Mets.



Chris Roberts



Paul Wilson



Jonathan Johnson

Writers Association All-American teams, in addition to being tagged All-Atlantic Coast Conference. The Orlando native capped his FSU career by being named one of nine finalists for the Golden Spikes award, presented annually to the top amateur baseball player in the country. Wilson compiled a 27-11 record at FSU with a 2.77 ERA. Along the way he struck out 299 in 304.2 innings of work. Wilson established himself as the ace of the 1993 Team USA pitching staff, starting in nine games.

**JONATHAN JOHNSON
1995**

Jonathan Johnson led Florida State to its first ever Atlantic Coast Conference championship, as he was named Most Valuable Player of the 1995 tournament for his outstanding performance. Johnson, a 1995 *Baseball America* All-American, also garnered All-ACC honors. He struck out 391 batters in his career, which ranks fourth on the all-time ACC career list. Johnson compiled a 34-5 record and 2.62 ERA in three years as a starter for the Seminoles. The native of Ocala, Fla., was also chosen as a finalist for the Golden Spikes Award, presented each year to the nation's top amateur baseball player. Johnson was the seventh pick of the 1995 June draft by the Texas Rangers.

**PAUL WILSON
1994**

All-American Paul Wilson made Florida State history by becoming the highest Seminole ever chosen in any professional sport draft, when the righthanded pitcher was named the first overall pick in the 1994 Major League Baseball Amateur Draft. Wilson was selected to the *Baseball America* and National Collegiate Baseball

**GOLDEN SPIKES
AWARD**

Presented annually to the top amateur baseball player in the country as selected by a special committee for the United States Baseball Federation.



*Mike Fuentes
OF, 1981*



*Mike Loynd
P, 1986*

**THE SPORTING NEWS
PLAYER OF THE
YEAR**

Selected by The Sporting News writers as the best collegiate player in the nation.



*Terry Kennedy
C, 1977*



*Jeff Ledbetter
OF, 1982*

**BASEBALL
AMERICA
PLAYER/ PITCHER
OF THE YEAR**

Selected by the writers and editors of Baseball America as the best collegiate player in the nation. Two awards given from 1981-88; combined into one Player of the Year in 1989.



*Jeff Ledbetter
OF, 1982*



*Mike Loynd
P, 1986*

SERIES RECORDS vs. ALL OPPONENTS

(1997 Opponents in Bold CAPS)

TEAM	FIRST MEETING	LAST MEETING	SERIES STANDINGS			Opponent	Year	Score
			W.	L.	T.			
Alabama	1967	1991	5	2	0	George Washington	1958	2-0-0
Ala-Birmingham	1988	1988	1	0	0	Georgia	1951	1987 27-5-0
Amherst	1952	1964	7	1	0	Georgia Southern	1948	1985 95-31-0
Appalachian State	1993	1993	2	0	0	Ga Southwestern	1976	1976 3-1-0
Arizona	1963	1991	5	6	0	Georgia State	1981	1993 25-2-0
Arizona State	1987	1995	11	4	0	GEORGIA TECH	1959	1996 37-16-0
Arkansas	1985	1985	0	1	0	Grambling	1985	1989 13-1-0
Armstrong State	1985	1985	2	0	0	Hawaii	1977	1994 4-3-0
Army	1975	1975	1	0	0	Hawaii-Hilo	1994	1994 2-1-0
Auburn	1954	1989	59	38	0	Holy Cross	1970	1970 2-0-0
Austin Peay	1979	1987	5	0	0	Howard	1976	1976 1-1-0
Ball State	1984	1991	19	2	0	Illinois	1956	1990 6-0-0
Belmont Abbey	1969	1969	2	0	0	Indiana	1956	1956 2-0-0
Biscayne College	1976	1976	4	0	0	Indiana State	1986	1986 1-0-0
Bowling Green	1970	1970	1	0	0	Iowa	1988	1988 1-0-0
Bradley	1950	1950	1	0	0	Ithaca	1957	1962 3-0-0
Brigham Young	1994	1994	1	0	0	Jackson State	1981	1981 1-0-0
Brooklyn College	1980	1980	1	0	0	Jacksonville State	1953	1973 3-0-0
Brown	1971	1971	5	1	0	JACKSONVILLE	1964	1996 77-29-0
California	1992	1992	1	0	0	Kearney State	1977	1977 2-0-0
UC-Santa Barbara	1996	1996	1	0	0	Kent	1992	1992 1-0-0
CAL ST-FULLERTON	1984	1996	4	9	0	Kentucky	1965	1977 6-1-0
Cal St-Northridge	1996	1996	1	0	0	Kentucky Wesleyan	1968	1968 2-0-0
Campbellsville	1981	1981	1	0	0	Kenyon	1952	1952 2-0-0
Central Florida	1985	1993	13	2	0	Lafayette	1971	1990 4-0-0
Central Michigan	1990	1994	2	0	0	Lenoir-Rhyne	1980	1980 1-0-0
Charleston Southern*	1988	1990	7	0	0	Lewis	1974	1974 0-3-0
Chicago State	1972	1972	2	0	0	Louisiana State	1955	1995 10-5-0
Cincinnati	1953	1991	23	2	0	Louisville	1977	1991 17-2-0
CLEMSON	1958	1996	35	32	1	Loyola (La.)	1952	1968 10-0-0
Cleveland State	1981	1982	3	0	0	Maine	1988	1996 4-0-0
COASTAL CAROLINA	1991	1996	11	0	0	Marietta	1973	1977 1-1-0
College of Charleston	1992	1995	9	1	0	MARSHALL	1978	1996 2-1-0
Columbus College	1974	1976	5	0	0	MARYLAND	1965	1996 18-2-0
Connecticut	1957	1957	0	1	0	Memphis State	1977	1991 43-15-0
Cumberland	1973	1973	2	0	0	MERCER	1948	1996 48-8-0
Dartmouth	1970	1970	1	0	0	Mercer-Atlanta	1974	1982 9-0-0
Davidson	1954	1954	1	0	0	MIAMI	1951	1996 101-82-3
Dayton	1980	1980	1	0	0	Michigan	1959	1995 7-1-0
Delaware	1979	1979	0	1	0	Michigan State	1957	1975 9-6-0
DUKE	1954	1996	29	14	0	Middle Georgia	1948	1948 2-0-0
East Carolina	1962	1987	5	3	0	Millsaps	1949	1949 1-0-0
East Tennessee State	1978	1978	2	0	0	Minnesota	1981	1996 13-0-0
Eastern Illinois	1980	1980	1	0	0	Mississippi	1949	1995 7-1-0
Eastern Michigan	1975	1982	0	2	0	Mississippi College	1948	1951 13-4-0
Farleigh Dickinson	1973	1973	2	0	0	Mississippi State	1964	1992 7-4-0
Flagler	1980	1982	4	1	0	Missouri-Rolla	1980	1980 2-0-0
FLORIDA	1956	1996	92	75	0	Monmouth	1980	1980 1-0-0
Florida A&M	1971	1979	12	0	0	Morehead State	1978	1978 2-0-0
FLORIDA ATLANTIC	1995	1996	5	0	0	Navy	1960	1960 3-4-0
Florida International	1973	1991	13	5	0	New Orleans	1980	1991 3-3-0
Florida Southern	1949	1974	29	13	1	New York University	1970	1970 2-0-0
Fresno State	1991	1991	0	1	0	Nevada-Las Vegas	1977	1984 4-8-0
Furman	1955	1994	14	1	0	Niagara	1974	1976 7-0-0
George Mason	1985	1988	2	0	0	NORTH CAROLINA	1956	1995 26-9-0
						UNC-Charlotte	1987	1987 2-0-0
						NC STATE	1962	1996 17-9-0
						UNC-ASHEVILLE	1994	1996 4-0-0
						UNC-Wilmington	1974	1974 3-0-0

T h e R e c o r d B o o k

Northeast Louisiana	1964	1964	1-0-0	Western Michigan	1959	1974	6-8-0
Northeastern Illinois	1996	1996	1-0-0	West Florida	1981	1984	5-0-0
Northern Illinois	1971	1971	1-0-0	West Virginia	1956	1962	3-2-0
Northern Iowa	1991	1993	6-0-0	Wichita State	1989	1996	2-3-0
Northern Kentucky	1980	1980	1-0-0	William & Mary	1967	1967	1-0-0
North Central	1977	1977	3-0-0	Wingate	1980	1983	6-0-0
Notre Dame	1956	1958	3-0-0	Winthrop	1993	1995	3-1-0
Oakland	1978	1979	4-0-0	Wisconsin	1955	1958	8-1-0
Oglethorpe	1949	1949	0-1-0	Wright State	1979	1980	3-1-0
Ohio	1970	1974	1-1-0	Yale	1957	1957	2-0-0
Ohio State	1960	1982	4-3-0	<i>*Formerly Baptist College</i>			
Oklahoma	1982	1995	1-1-0	OTHER			
Oklahoma State	1986	1986	1-0-0	AMATEUR TEAMS			
Old Dominion	1995	1995	1-0-0	Camp LeJeune	1949	1954	3-1-0
Olivet	1977	1977	2-0-0	Jacksonville Navy	1953	1954	2-2-0
Otterbein	1976	1982	7-0-0	Pensacola Navy	1965	1965	3-0-0
Parsons	1967	1967	0-2-0	Valdosta Red Sox	1968	1968	4-0-0
Penn State	1957	1969	7-2-0	PROFESSIONAL			
Pittsburgh	1983	1986	13-0-0	EXHIBITIONS			
Purdue	1993	1993	0-1-0	Birmingham (AA)	1968	1968	0-3-0
Rice	1988	1989	2-1-0	Knoxville (A)	1958	1958	1-0-0
Richmond	1972	1992	20-0-0	Pittsfield (AA)	1968	1968	0-3-0
Rider College	1970	1989	3-0-0	Tallahassee Citizens	1951	1951	1-0-0
Ripon	1981	1981	2-0-0	Tallahassee Rebels	1954	1954	1-1-0
Rollins	1948	1973	11-11-0	Pawtucket (AAA)	1970	1970	0-1-0
Rose Hulman	1978	1978	4-0-0	Baltimore (AL)	1970	1970	0-1-0
Rutgers	1966	1966	1-0-0	New York (AL)	1978	1985	1-1-0
Samford	1985	1989	16-1-0	Atlanta (NL)	1981	1982	1-1-0
Santa Clara	1962	1962	1-1-0	Kansas City (AL)	1988	1988	Rain
Savannah	1948	1948	1-1-0	Florida (NL)	1994	1994	0-1-0
Seton Hall	1975	1975	0-1-0	AGAINST THE ACC			
South Alabama	1969	1995	32-23-1	Clemson	35-31-	1	.530
South Carolina	1969	1991	18-10-0	Duke	29-14-	0	.674
South Florida	1969	1993	58-15-1	Georgia Tech	37-16-	0	.698
SE Louisiana	1953	1953	1-1-0	Maryland	18-2-	0	.900
SE Missouri State	1982	1994	3-0-0	North Carolina	29-9-	0	.763
Southern	1982	1982	2-0-0	N.C. State	17-9-	0	.653
Southern Cal	1963	1996	1-5-0	Virginia	15-5-	0	.750
Southern Illinois	1968	1970	6-1-0	Wake Forest	33-8-	0	.805
Southern Mississippi	1982	1991	37-12-0	Record Against the ACC	213-94-	1	.693
SW Louisiana	1976	1983	4-0-0	AGAINST			
Springfield	1967	1968	4-0-0	STATE SCHOOLS			
Springhill	1966	1966	4-0-0	Biscayne (St. Thomas)	4-0-	0	1.000
St. Francis (Ill.)	1979	1979	3-1-0	Central Florida	13-2-	0	.867
St. Joseph's	1972	1973	4-0-0	Flagler	4-1-	0	.800
St. Leo	1969	1979	28-3-0	Florida	92-75-	0	.551
St. Louis	1965	1981	1-1-0	Florida Atlantic	5-0-	0	1.000
St. Xavier	1982	1983	2-0-0	Florida A&M	12-0-	0	1.000
Stanford	1992	1996	2-0-0	Florida International	13-5-	0	.722
Stetson	1949	1988	32-20-0	Florida Southern	29-13-	1	.686
Tampa	1949	1984	24-4-1	Jacksonville	77-29-	0	.726
Tennessee	1951	1974	4-3-0	Miami	101-82-	3	.551
Tennessee-Martin	1979	1979	2-0-0	Rollins	11-11-	0	.500
Tennessee Tech	1983	1984	3-0-0	South Florida	58-15-	0	.795
Texas	1965	1987	2-2-0	St. Leo	28-3-	0	.903
Texas A&M	1986	1992	1-1-0	Stetson	33-20-	0	.623
Troy State	1948	1995	11-2-0	Tampa	24-4-	1	.845
Tulane	1967	1991	38-18-1	West Florida	5-0-	0	1.000
Union	1970	1970	5-0-0	Record Against the State	509-260-	5	.661
Valdosta State	1963	1988	22-4-1				
Valparaiso	1982	1982	1-0-0				
Vanderbilt	1972	1972	2-1-0				
VIRGINIA	1972	1996	15-5-0				
Va Commonwealth	1988	1988	1-0-0				
Va Military Institute	1990	1992	6-0-0				
Virginia Tech	1967	1991	19-4-0				
WAKE FOREST	1962	1996	33-8-0				
Washington State	1988	1988	1-0-0				
Western Carolina	1992	1992	2-1-0				
Western Kentucky	1978	1990	9-1-0				

FSU ALL-TIME RESULTS

1948 WON 9, LOST 8

6	Mississippi College	0
3	Mississippi College	13
5	Rollins	20
5	Rollins	8
6	Mississippi College	5
6	Mississippi College	7
14	Mercer	12
5	Middle Georgia	4
4	Georgia-Savannah	9
2	Troy State	3
5	Georgia Teachers	2
12	Georgia Teachers	8
7	Middle Georgia	6
8	Georgia-Savannah	3
2	Rollins	8
5	Rollins	8
6	Troy State	5

1949 WON 11, LOST 8

7	Mississippi	3
6	Mississippi	5
3	Mercer	8
5	Oglethorpe	7
18	Mississippi College	13
10	Millsaps	8
3	Florida Southern	5
8	Florida Southern	10
5	Mississippi College	4
11	Mississippi College	6
10	Stetson	1
8	Stetson	9
8	Tampa	7
7	Tampa	4
6	Mercer	4
2	Stetson	4
4	Stetson	2
1	Florida Southern	3
1	Florida Southern	3

1950 WON 13, LOST 7

11	Mississippi College	6
13	Mississippi College	4
2	Rollins	14
4	Rollins	6
2	Florida Southern	4
10	Florida Southern	6
3	Bradley	2
1	Bradley	10
0	Stetson	5
8	Stetson	7
7	Tampa	6
12	Tampa	3
3	Mercer	1
12	Mercer	4
10	Tampa	1
7	Tampa	9
6	Mercer	10
11	Mercer	6
15	Stetson	10
9	Stetson	4

1951 WON 12, LOST 6

10	Tennessee	9
9	Georgia	5
2	Miami	11
13	Miami	4
15	Florida Southern	6
13	Florida Southern	3
22	Mississippi College	9
6	Mississippi College	2
9	Rollins	3

0	Stetson	3
2	Stetson	3
8	Georgia	6
0	Georgia	2
6	Florida Southern	5
10	Mississippi College	4
7	Mississippi College	8
8	Stetson	2
5	Stetson	7

1952 WON 17, LOST 4

21	Kenyon	1
11	Kenyon	2
3	Georgia	8
8	Georgia	3
4	Amherst	2
1	Loyola	0
7	Loyola	0
3	Miami	1
7	Miami	0
2	Stetson	7
11	Stetson	10
7	Tampa	4
0	Tampa	4
16	Tampa	11
13	Tampa	3
9	Florida Southern	3
5	Florida Southern	0
22	Florida Southern	11
2	Rollins	1
2	Rollins	9
4	Stetson	2

1953 WON 13, LOST 10, TIE 1

14	Georgia Teachers	6
15	Georgia Teachers	4
0	Georgia	3
8	Jacksonville Teachers	4
1	SE Louisiana	6
5	SE Louisiana	4
5	Amherst	0
4	Amherst	3
0	Rollins	4
2	Rollins	4
8	Tampa	8
1	Tampa	4
14	Stetson	7
8	Stetson	2
14	Cincinnati	1
4	Jacksonville Navy	2


4	Jacksonville Navy	7
2	Georgia Teachers	6
15	Georgia Teachers	6
6	Georgia	12
0	Stetson	1
9	Stetson	6
2	Florida Southern	7
15	Florida Southern	4

1954 WON 13, LOST 8

1	Jacksonville Navy	2
7	Jacksonville Navy	4
8	Georgia	7
7	Tennessee	4
2	Auburn	7
7	Davidson	1
24	Jacksonville State	0
11	Amherst	3
10	Amherst	6
4	Duke	8
2	Duke	6
7	Georgia	8
4	Stetson	3
4	Stetson	8
7	Georgia Teachers	4
3	Stetson	7
0	Stetson	7
13	Tampa	1
7	Tampa	2
10	Florida Southern	1
16	Florida Southern	1

1955 WON 17, LOST 6

4	Florida Southern	1
15	Florida Southern	0



T h e R e c o r d B o o k

<p>17 Furman 3 6 Furman 3 5 Louisiana State 3 9 Georgia 2 6 Georgia 7 10 Amherst 1 7 Amherst 9 7 Stetson 8 16 Stetson 2 3 Wisconsin 2 7 Wisconsin 2 7 Rollins 2 3 Rollins 9 4 Miami 3 4 Miami 5 10 Georgia Teachers 3 12 Georgia Teachers 2 14 Georgia 5 3 Georgia 17 6 Stetson 4 14 Stetson 5</p> <p>1956 W O N 25, L O S T 7</p> <p>6 Furman 1 20 Furman 0 6 Georgia Teachers 5 10 Georgia Teachers 5 9 Florida Southern 2 8 Florida Southern 5 11 Indiana 6 14 Indiana 10 3 North Carolina 2 5 Wisconsin 3 12 Notre Dame 5 12 West Virginia 13 13 Illinois 10 4 Wisconsin 3 12 Illinois 0 3 Wisconsin 10 1 Wisconsin 0 5 Florida 7 8 Cincinnati 2 8 Stetson 1 23 Stetson 2 0 Georgia 2 13 Miami 5 2 Miami 0 5 Georgia Teachers 3 9 Georgia 8 6 Georgia 2 7 Rollins 9 9 Rollins 0 *2 Duke 1 *2 Duke 4 *6 Duke 7</p> <p>1957 W O N 22, L O S T 9</p> <p>8 Auburn 2 10 Auburn 5 15 Stetson 0 2 Stetson 3 3 Michigan state 8 7 Yale 0 2 Duke 0 7 Michigan State 4 11 Yale 8 1 Duke 8 1 Ithaca 6 21 Ithaca 4 2 Florida 13 4 Florida 1 15 Miami 3 21 Miami 3 13 Georgia Teachers 2 8 Georgia Teachers 3 9 Auburn 10 10 Auburn 4 4 Florida Southern 0 10 Florida Southern 2 15 Miami 3 1 Miami 2 *5 Rollins 0 *5 Georgia Teachers 3 *3 Duke 2 *6 Duke 8 *4 Duke 1</p>	<p>**0 Penn State 7 **3 Connecticut 5</p> <p>1958 W O N 20, L O S T 7</p> <p>3 Auburn 4 7 Auburn 10 12 Wisconsin 4 5 Notre Dame 2 14 West Virginia 7 7 Wisconsin 3 3 Notre Dame 2 3 Wisconsin 1 7 Florida 8 1 Florida 8 18 Miami 0 7 Miami 12 5 Auburn 1 4 Auburn 2 5 Florida Southern 0 11 Florida Southern 1 4 Stetson 2 9 Stetson 1 9 Miami 2 6 Miami 1 7 Rollins 1 7 Rollins 6 15 Georgia Teachers 10 17 Georgia Teachers 3 *3 George Washington 2 *1 Florida 1 *5 Clemson 8</p> <p>1959 W O N 22, L O S T 11</p> <p>14 Camp LeJeune 4 11 Camp LeJeune 3 10 Camp LeJeune 8 8 Auburn 4 11 Auburn 3 1 Georgia 4 16 Georgia 4 17 Stetson 0 21 Stetson 12 9 North Carolina 11 16 Illinois 9 8 Florida 7 5 Michigan State 2 3 Duke 6 2 Western Michigan 3 5 Duke 1 2 Western Michigan 0 11 Michigan 0 2 Michigan State 8 3 Florida 6 7 Florida 9 1 Florida Southern 2 7 Georgia Teachers 1 19 Tampa 1 4 Georgia Teachers 5 8 Georgia 2 4 Georgia 2 4 Auburn 3 8 Auburn 6 *3 George Washington 2 *2 Clemson 24 *16 Georgia Tech 9 *0 Clemson 5</p> <p>1960 W O N 13, L O S T 9</p> <p>6 Miami 3 10 Miami 6 10 Georgia 1 7 Ohio State 13 4 Auburn 10 22 Auburn 8 11 Auburn 4 8 Navy 4 9 Georgia 2 8 Georgia 11 4 Mississippi College 2 2 Mississippi College 4 4 Florida Southern 11 3 Florida Southern 5 9 Georgia Southern 5 3 Georgia Southern 10 3 Auburn 4</p>	<p>5 Auburn 6 8 Florida 4 13 Florida 11 16 Miami 3 9 Miami 5</p> <p>1961 W O N 21, L O S T 7</p> <p>9 Georgia 8 11 Georgia 3 10 Auburn 1 10 Auburn 9 5 Auburn 15 9 Navy 8 3 Navy 6 10 Duke 6 4 Duke 0 7 Duke 5 8 Duke 2 10 North Carolina 1 2 Florida 3 8 Florida 5 2 Western Michigan 10 7 Western Michigan 6 6 Georgia Southern 4 9 Georgia Southern 1 5 Florida Southern 4 13 Florida Southern 2 2 Miami 0 14 Miami 6 5 Georgia 3 9 Georgia 10 17 Georgia Southern 8 *3 West Virginia 1 *2 Duke 7 *3 West Virginia 4</p> <p>1962 W O N 23, L O S T 14</p> <p>13 Georgia 3 6 Georgia 3 7 Auburn 12 2 Auburn 10 10 Georgia Tech 4 9 Georgia Tech 8 7 Georgia Tech 6 8 Navy 2 14 Clemson 8 2 Furman 7 21 Furman 9 6 Auburn 7 3 Auburn 5 4 Miami 6 9 Miami 8 11 Clemson 14 3 Duke 1 4 Duke 5 2 East Carolina 19 9 North Carolina 2 12 North Carolina State 3 5 Georgia Southern 1 9 Georgia Southern 7 12 Florida Southern 11 2 Georgia Southern 4 8 Georgia Southern 2 5 Florida 9 6 Florida 2 *0 Florida 1 *6 West Virginia 5 *3 Florida 1 *10 Wake Forest 8 *3 Wake Forest 2 **5 Santa Clara 1 **5 Ithaca 4 **7 Michigan 10 **6 Santa Clara 11</p> <p>1963 W O N 25, L O S T 12</p> <p>2 Auburn 1 8 Auburn 3 10 Clemson 7 7 Clemson 12 12 Clemson 3 7 Navy 8 5 Auburn 1 9 Auburn 7 6 Florida Southern 0</p>
--	---	--

T h e R e c o r d B o o k

<p>2 Miami 1 1 Miami 4 13 Furman 3 9 Furman 2 14 Valdosta State 0 10 Georgia Southern 8 5 Wake Forest 7 7 North Carolina State 8 6 Duke 0 6 East Carolina 1 1 Florida 3 3 Florida 6 10 Georgia Southern 6 7 Georgia Southern 0 10 Georgia Tech 5 4 Georgia Tech 5 9 Georgia 5 4 Georgia 3 6 Florida 2 5 Florida 1 1 Florida 3 *4 Auburn 3 *12 Wake Forest 4 *5 Wake Forest 6 **11 Western Michigan 2 **3 Arizona 4 **3 Southern California 4</p> <p>1964 WON 23, LOST 13</p> <p>5 Florida Southern 2 4 Florida Southern 8 8 Clemson 5 5 Clemson 8 12 Clemson 6 15 Tennessee 7 5 Georgia Tech 0 3 Georgia Tech 2 7 Northeast Louisiana 4 9 North Carolina 0 7 Mississippi State 1 5 Amherst 0 10 Duke 4 17 North Carolina 3 4 Wake Forest 6 10 Michigan State 5 7 Michigan State 6 4 Wake Forest 7 9 Wake Forest 2 3 Auburn 5 14 Georgia Tech 1 5 Georgia 6 18 Georgia 11 6 Georgia Southern 1 2 Auburn 4 5 Auburn 19 9 Georgia Southern 7 6 Georgia Southern 9 7 Jacksonville 4 3 Jacksonville 22 2 Florida 6 4 Florida 3 1 Florida 2 1 Florida 2 5 Florida 4</p> <p>1965 WON 32, LOST 11, TIE 1</p> <p>7 Miami 4 9 Miami 4 9 Miami 9 4 Florida Southern 3 2 Kentucky 0 0 Navy 1 0 Navy 1 11 Michigan State 8 11 Duke 1 8 Wake Forest 1 5 Wake Forest 3 2 Michigan State 4 9 Duke 4 11 Wake Forest 4 6 Auburn 1 12 Auburn 0 4 Georgia Southern 2 6 Georgia Southern 3 11 Duke 2</p>	<p>2 North Carolina State 7 1 North Carolina 12 8 Calmest 9 13 Calmest 11 16 Calmest 3 10 Navy 1 12 Pensacola Navy 2 7 Loyola 6 18 Loyola 14 10 Georgia Southern 4 6 Georgia Southern 2 8 Jacksonville 2 6 Florida 8 3 Florida 2 10 Pensacola Navy 2 *3 Mississippi State 6 *7 Maryland 3 *3 Mississippi 2 *2 Furman 5 *7 Furman 5 5 Florida 4 10 Florida 11 **1 Ohio State 2 **3 Texas 2 **3 St. Louis 5</p> <p>1966 WON 39, LOST 13</p> <p>9 Kentucky 4 19 Kentucky 3 7 Kentucky 0 20 Kentucky 1 7 Tennessee 8 8 Tennessee 6 24 Mississippi State 2 6 Auburn 3 9 Mississippi 8 9 Mississippi 4 11 Mississippi 10 5 Mississippi 3 5 Michigan State 0 6 Michigan State 7 14 Wake Forest 12 5 Michigan State 4 18 Rutgers 10 3 Wake Forest 4 2 Auburn 7 2 Auburn 6 18 Spring Hill 3 13 Spring Hill 6 15 North Carolina 7 4 North Carolina 6 1 Miami 6 4 North Carolina 1 10 Miami 2 15 Furman 2 2 Louisiana State 3 0 Louisiana State 1 3 Loyola 0 5 Loyola 0 3 Spring Hill 2 14 Spring Hill 2 9 Georgia Southern 4 9 Georgia Southern 1 16 Florida 4 0 Florida 4 10 Georgia Southern 0 10 Georgia Southern 9 15 Jacksonville 5 3 Jacksonville 1 1 Florida 0 4 Florida 0 11 Clemson 5 4 Clemson 3 3 Clemson 4 *3 Mississippi 4 *6 East Carolina 3 *7 Mississippi State 0 *6 North Carolina 5 *4 North Carolina 6</p> <p>1967 WON 30, LOST 14</p> <p>9 Miami 4</p>	<p>6 Miami 5 14 Tampa 0 7 Auburn 12 1 Georgia 2 3 Springfield 1 1 Auburn 0 6 Springfield 5 7 Virginia Tech 2 3 Alabama 4 9 Penn State 3 1 Alabama 0 10 Tulane 6 6 Penn State 7 5 Tulane 1 5 William & Mary 4 5 Wake Forest 1 5 North Carolina 1 1 North Carolina 3 3 Wake Forest 2 0 Wake Forest 1 2 North Carolina 1 0 Parsons 10 4 Parsons 16 2 Auburn 5 9 Auburn 3 8 Tulane 5 7 Tulane 5 5 Loyola 1 5 Loyola 1 7 Georgia Southern 1 5 Georgia Southern 2 2 Georgia Southern 0 7 Georgia Southern 0 7 Jacksonville 0 8 Jacksonville 1 7 Jacksonville 5 2 Florida 5 6 Florida 3 1 Florida 2 1 Florida 3 *5 Clemson 3 *3 Auburn 13 *4 Clemson 6</p> <p>1968 WON 35, LOST 6</p> <p>7 Valdosta Red Sox 0 11 Valdosta Red Sox 3 2 Georgia 0 2 Georgia 3 10 Penn State 8 10 Springfield 9 7 Penn State 2 18 Springfield 0 3 Wake Forest 0 7 Wake Forest 4 6 Southern Illinois 0 8 Southern Illinois 4 5 Southern Illinois 3 15 Kentucky Wesleyan 1 15 Kentucky Wesleyan 5 18 Valdosta Red Sox 3 3 Valdosta Red Sox 1 4 Miami 5 7 Miami 5 2 Auburn 1 7 Auburn 3 5 Loyola 1 4 Loyola 1 12 Georgia Southern 6 4 Georgia Southern 1 2 Florida 3 2 Florida 3 10 Georgia Southern 2 9 Georgia Southern 4 3 Auburn 2 1 Auburn 18 4 Jacksonville 0 9 Jacksonville 4 1 Florida 0 5 Florida 0 5 Florida 0 *1 East Carolina 2 *6 Alabama 1 *3 East Carolina 2 *15 N. Carolina State 12 *1 N. Carolina State 4</p>
---	---	---

T h e R e c o r d B o o k



1969 W O N 38, L O S T 13, T I E 1

5 Florida Southern	5
6 Miami	2
5 Miami	0
2 St. Leo	3
0 Auburn	1
6 Auburn	1
3 Loyola	5
2 Loyola	0
5 Tulane	0
0 Tulane	1
4 Penn State	3
8 Penn State	1
6 Penn State	0
8 Penn State	4
0 Southern Illinois	1
5 Southern Illinois	4
3 Southern Illinois	1
10 Belmont Abbey	9
16 Wake Forest	6
16 Wake Forest	14
4 South Carolina	3
10 Wake Forest	1
8 Furman	2
7 Furman	2
18 Kentucky Wesleyan	1
17 Kentucky Wesleyan	0
7 South Florida	3
5 South Florida	2
6 Clemson	2
3 Clemson	1
5 Georgia	0
12 Georgia	3
6 St. Leo	2
3 Florida	1
4 Florida	9
2 Georgia Southern	3
9 Georgia Southern	5
2 Georgia Tech	1
5 Georgia Tech	8
7 Jacksonville	5
2 Jacksonville	4
8 Georgia Southern	1
3 Georgia Southern	4
5 South Alabama	4
4 South Alabama	0
4 Auburn	7
6 Auburn	3
0 Florida	8

1 Florida	3
3 Florida	1

1970 W O N 49, L O S T 9, T I E 1

5 Union	1
6 Union	2
6 St. Leo	1
5 St. Leo	4
1 Florida Southern	0
10 Miami	1
5 Michigan State	6
8 Miami	3
1 Stetson	0
17 Bowling Green	8
6 New York University	1
8 Rider	1
4 New York University	1
6 Southern Illinois	6
15 North Carolina	4
5 North Carolina	2
3 North Carolina	2
5 Illinois	4
6 Maryland	2
11 Holy Cross	4
10 Illinois	0
3 Holy Cross	0
4 Maryland	3
10 Auburn	4
3 Auburn	5
8 South Alabama	4
4 South Alabama	0
11 South Alabama	0
7 South Florida	0
8 South Florida	0
8 St. Leo	3
7 Florida Southern	6
9 South Alabama	0
3 South Alabama	5
2 South Alabama	2
12 Georgia Southern	5
8 Georgia Southern	4
4 Jacksonville	1
9 Jacksonville	2
11 Miami	4
6 Miami	2
1 Florida	3
4 Florida	5
8 Georgia Southern	3
1 Georgia Southern	2

5 Auburn	0
7 Auburn	6
3 Florida	4
1 Florida	0
9 Florida	4
*2 East Carolina	0
*10 Maryland	1
*5 Mississippi State	4
**4 Arizona	0
**6 Dartmouth	0
**1 Texas	5
**2 Ohio University	0
**11 Texas	2
**1 Southern California	2

1971 W O N 41, L O S T 16

13 Valdosta State	1
5 Union	0
14 Union	0
7 Union	6
9 St. Leo	8
7 St. Leo	6
3 Lafayette	0
1 Lafayette	0
2 Lafayette	0
5 Miami	4
4 Miami	5
1 Ohio State	9
9 Michigan State	5
14 St. Leo	2
5 Western Michigan	7
2 Florida A&M	1
21 Florida A&M	0
7 Western Michigan	5
1 Western Michigan	5
7 Florida A&M	1
0 Brown	2
5 Brown	1
3 Brown	1
12 Brown	1
4 Brown	1
6 Brown	1
4 Jacksonville	13
8 Jacksonville	6
7 Northern Illinois	1
4 Miami	5
7 Miami	7
13 Auburn	8
8 Auburn	11
17 Valdosta State	3
0 Clemson	11
7 Clemson	12
2 Clemson	3
6 Georgia	0
2 Georgia	4
9 South Alabama	7
4 South Alabama	5
9 South Alabama	4
10 South Florida	6
4 South Florida	3
2 Stetson	0
1 Stetson	0
1 Georgia Southern	2
6 Georgia Southern	1
7 South Alabama	3
1 Georgia Southern	0
9 Auburn	4
6 Auburn	5
7 Florida	2
2 Florida	0
3 Florida	4
1 Florida	4
7 Florida	0

1972 W O N 45, L O S T 23

6 Stetson	3
7 Stetson	1
2 Rollins	0
11 Rollins	6
14 St. Josephs	1
12 St. Josephs	6
8 St. Josephs	1
11 Clemson	7
6 Clemson	3
20 Clemson	3
11 Florida Southern	4

T h e R e c o r d B o o k

<p>7 Miami 4 3 South Florida 4 6 South Florida 2 8 St. Leo 7 3 Auburn 9 16 Auburn 13 1 Vanderbilt 11 4 Vanderbilt 3 19 Vanderbilt 4 6 Western Michigan 1 2 Florida Southern 4 7 Western Michigan 8 4 Western Michigan 7 8 Western Michigan 1 8 Virginia 6 14 Virginia 7 2 Valdosta State 14 4 Jacksonville 7 3 Jacksonville 4 7 Georgia Southern 3 12 Georgia Southern 7 12 Florida A&M 10 12 St. Leo 10 15 St. Leo 1 9 Florida A&M 2 2 South Alabama 9 2 South Alabama 5 4 South Alabama 6 10 Chicago State 5 12 Chicago State 0 11 Chicago State 2 4 Georgia Tech 2 8 Georgia Tech 3 12 Florida A&M 4 13 Florida A&M 7 1 Jacksonville 3 6 Jacksonville 5 3 Georgia Southern 4 5 Georgia Southern 2 12 Georgia Southern 10 3 Valdosta State 2 4 Miami 5 3 Miami 4 4 Miami 3 6 South Alabama 4 3 South Alabama 1 0 South Alabama 10 3 Auburn 9 7 Auburn 4 1 Florida 3 1 Florida 3 8 Florida 1 4 Florida 2 9 Florida 4 *5 South Alabama 6 *10 Richmond 5 *3 Mississippi 8</p> <p>1973 WON 38, LOST 21</p> <p>1 Miami 5 7 Florida International 4 11 South Florida 5 7 South Florida 8 6 Tampa 2 4 Tampa 0 9 St. Josephs 0 9 St. Josephs 4 13 Jacksonville State 5 5 Marietta 7 7 Miami 6 8 Miami 2 2 Florida Southern 3 7 St. Leo 4 3 Valdosta State 2 5 Fairleigh Dickinson 0 2 Fairleigh Dickinson 1 12 Rollins 0 5 Rollins 0 3 South Alabama 11 4 South Alabama 3 2 Auburn 4 2 Auburn 4 3 Cumberland 0 9 Cumberland 0 3 St. Leo 0 11 St. Leo 0</p>	<p>10 Tampa 2 8 Tampa 4 9 Valdosta State 8 1 Miami 10 4 Miami 1 0 Georgia Southern 7 13 Georgia Southern 8 3 Georgia Southern 7 14 Florida A&M 6 1 Clemson 2 2 Clemson 1 9 Clemson 1 0 Georgia Tech 1 2 Georgia Tech 3 6 Jacksonville 12 7 Jacksonville 4 6 Jacksonville 5 4 Georgia Southern 5 4 Georgia Southern 1 8 Florida A&M 1 5 South Alabama 8 3 South Alabama 4 2 South Alabama 3 4 Auburn 2 8 Auburn 4 6 Stetson 7 4 Stetson 5 3 Florida 0 9 Florida 5 8 Florida 7 0 Florida 4 8 Florida 0</p> <p>1974 WON 37, LOST 25</p> <p>0 Jacksonville 2 5 Jacksonville 5 3 Jacksonville 2 11 Troy State 2 11 Troy State 2 5 N.C.-Wilmington 4 15 N.C.-Wilmington 5 10 N.C.-Wilmington 4 6 Clemson 3 5 Clemson 7 5 Clemson 3 2 Miami 3 3 Miami 4 5 Florida International 2 9 Florida Southern 7 5 Tampa 6 9 Tampa 5 4 Tennessee 7 0 Tennessee 2 3 Ohio University 6 1 South Carolina 4 0 South Carolina 1 6 Rider 1 3 Western Michigan 7 2 Western Michigan 4 6 Valdosta State 3 3 Columbus 0 4 Niagara 2 11 Lewis 12 0 Lewis 4 5 Lewis 7 3 Mercer-Atlanta 1 14 Mercer-Atlanta 11 7 Tampa 4 11 Tampa 1 4 Mercer 0 13 Mercer 11 2 Florida International 0 4 Florida International 5 2 Miami 1 7 Miami 4 3 Miami 17 3 Georgia Southern 13 4 Georgia Southern 2 2 Florida Southern 4 1 Valdosta State 15 2 South Florida 1 9 South Florida 8 11 Auburn 1 3 Auburn 6 7 Georgia Southern 6 4 Georgia Southern 1</p>	<p>3 Georgia Southern 2 4 Columbus 2 4 Auburn 5 1 Auburn 7 9 Jacksonville 2 8 Jacksonville 6 2 Florida 6 4 Florida 3 4 Florida 5 4 Florida 3</p> <p>1975 WON 49, LOST 10</p> <p>1 St. Leo 0 10 St. Leo 4 14 Florida 0 6 Florida 4 6 Jacksonville 4 12 Jacksonville 3 8 Jacksonville 0 9 Valdosta State 0 8 Valdosta State 3 4 Mercer 0 5 Mercer 0 7 Florida International 5 4 St. Leo 0 7 St. Leo 2 12 Florida International 5 3 Michigan State 4 7 Army 4 11 Michigan State 4 3 Miami 0 0 Miami 2 10 Miami 7 16 Niagara 1 4 Tampa 3 10 Tampa 2 7 Niagara 2 10 Niagara 4 10 Columbus 2 8 Miami 0 5 Miami 2 4 South Alabama 2 4 South Alabama 8 5 South Alabama 4 11 Georgia Tech 0 9 Georgia Tech 3 3 Auburn 1 4 Auburn 0 6 Stetson 2 5 Stetson 3 4 Jacksonville 0 1 Jacksonville 2 2 Mercer 5 5 Mercer 0 9 Florida 5 5 Florida 8 8 Florida 7 8 Georgia Southern 2 6 Georgia Southern 0 10 Georgia Southern 5 6 Georgia Southern 3 7 Georgia Southern 8 7 South Alabama 1 6 Columbus 4 4 Auburn 1 3 Auburn 4 *1 Miami 0 *4 Louisiana State 2 *6 Miami 5 **1 Eastern Michigan 2 **0 Seton Hall 11</p> <p>1976 WON 40, LOST 16</p> <p>9 Biscayne 4 8 Biscayne 5 5 Miami 1 3 SW Louisiana 2 13 SW Louisiana 10 5 Columbus 4 20 Ga. Southwestern 1 12 Ga. Southwestern 0 7 Ga. Southwestern 9 10 Ga. Southwestern 4 10 Biscayne 7 17 Biscayne 6 1 Howard 6</p>
---	---	---

T h e R e c o r d B o o k

<p>12 Flagler 1 9 Auburn 5 4 Auburn 2 10 South Florida 4 17 South Florida 0 5 South Florida 5 3 Troy State (Forfeit) 5 12 Troy State 3 11 Valdosta State 4 6 Miami 10 7 Miami 5 5 Miami 7 4 Virginia Tech 12 13 Louisville 1 12 Tulane 5 13 Virginia Tech 6 14 Memphis State 11 5 Georgia Southern 3 13 Georgia Southern 11 3 Georgia Southern 8 *10 New Orleans 8 *19 Western Kentucky 7 *10 Western Kentucky 5 *16 Hawaii 7 **3 Arizona 5</p> <p>1981 WON 56, LOST 23</p> <p>2 Georgia Southern 3 2 Georgia Southern 5 14 Georgia Southern 6 19 Georgia State 3 8 Georgia State 7 19 Georgia State 2 9 Clemson 8 11 Clemson 7 9 Jacksonville 5 17 Jacksonville 10 3 Miami 4 3 Miami 10 4 Miami 19 6 Mercer 5 3 Mercer 4 3 Florida 1 5 Florida 17 15 Wingate 6 7 Ripon 1 12 Ripon 1 4 Wingate 2 6 Wingate 2 19 Campellsville 4 11 Otterbein 8 9 Otterbein 4 9 South Carolina 8 5 South Carolina 8 12 South Carolina 6 12 Jackson State 11 10 Cleveland State 3 8 Georgia 3 2 Georgia 4 15 Georgia State 5 16 Georgia State 8 1 Georgia State 3 14 Florida 10 9 Florida 12 15 Tulane 9 3 Tulane 11 4 Tulane 15 8 Jacksonville 7 7 Jacksonville 0 3 Flagler 4 12 Flagler 4 4 Memphis State 6 8 Memphis State 4 7 Memphis State 6 6 West Florida 1 3 West Florida 2 7 South Carolina 5 3 South Carolina 9 0 South Florida 2 7 South Florida 3 7 South Florida 6 8 South Florida 2 8 South Florida 0 14 South Florida 5 14 Valdosta State 6 7 Auburn 1 4 Auburn 3</p>	<p>2 Miami 3 5 Miami 4 3 Miami 4 7 Auburn 5 11 Auburn 3 2 Georgia Southern 1 6 Georgia Southern 1 5 Valdosta State 3 15 St. Louis 3 5 Memphis State 0 2 Tulane 6 7 Memphis State 3 22 Tulane 4 15 Tulane 5 ***5 Florida 1 ***9 Minnesota 4 ***6 Miami 14 ***4 Florida 5</p> <p>1982 WON 56, LOST 17, TIE 1</p> <p>23 Georgia State 0 9 Georgia State 1 25 Georgia State 11 24 Mercer-Atlanta 0 19 Mercer-Atlanta 2 15 Mercer-Atlanta 1 5 Georgia 21 6 Georgia 5 12 Southern 10 21 Southern 6 16 Southern Mississippi 7 20 Southern Mississippi 1 5 Georgia Southern 2 9 Georgia Southern 5 14 Mercer 10 11 Mercer-Atlanta 2 12 Mercer-Atlanta 0 9 Mercer-Atlanta 0 19 S.E. Missouri State 2 6 Valparaiso 0 17 Florida 16 8 Florida 1 6 Florida 9 7 Florida 6 6 Jacksonville 12 6 Jacksonville 12 10 Otterbein 4 27 Cleveland State 4 24 Cleveland State 15 11 St. Xavier 0 7 Virginia Tech 2 12 Virginia Tech 4 1 Virginia Tech 5 5 Miami 3 5 Miami 3 9 Miami 3 8 Clemson 1 7 Clemson 6 17 Georgia State 8 31 Georgia State 6 9 West Florida 4 4 Jacksonville 7 10 Jacksonville 7 1 Memphis State 3 3 Memphis State 11 12 Memphis State 6 5 Auburn 9 10 Auburn 8 4 Valdosta State 0 6 Tulane 8 4 Tulane 3 8 Tulane 6 14 Auburn 0 8 Auburn 9 4 Valdosta State 1 12 Mercer 2 8 Mercer 1 5 Flagler 2 13 Flagler 1 5 Georgia Southern 4 8 Georgia Southern 4 19 Georgia Southern 9 5 Miami 11 9 Miami 2 7 Miami 7 10 Cincinnati 2 2 Memphis State 4</p>	<p>12 Louisville 1 2 Virginia Tech 1 7 Memphis State 6 7 Tulane 11 ***2 Eastern Michigan 7 ***8 Ohio State 3 ***5 Oklahoma 6</p> <p>1983 WON 55, LOST 18, TIE 1</p> <p>4 Southern Mississippi 2 8 Southern Mississippi 4 22 Mercer 6 14 Mercer 5 10 South Florida 11 5 South Florida 2 1 South Florida 4 12 Auburn 9 6 Auburn 1 0 Miami 9 2 Miami 4 5 Clemson 4 3 Clemson 3 2 Florida 6 14 Florida 16 6 Wingate 2 7 Nevada-Las Vegas 4 5 Nevada-Las Vegas 6 14 Nevada-Las Vegas 11 4 Louisville 6 11 Louisville 4 10 Wake Forest 2 9 Wake Forest 1 7 Wake Forest 3 4 Tennessee Tech 3 12 Tennessee Tech 2 7 Auburn 5 7 Pittsburgh 4 12 Pittsburgh 4 13 Pittsburgh 0 7 St. Xavier 4 5 Louisiana State 15 10 Louisiana State 5 4 Louisiana State 3 7 South Florida 6 9 South Florida 4 12 South Florida 2 2 Jacksonville 5 7 Jacksonville 9 5 Florida 7 9 Florida 3 12 Georgia Southern 3 9 Georgia Southern 6 7 Jacksonville 1 7 Jacksonville 2 6 Miami 5 4 Miami 3 5 Miami 0 16 Georgia Southern 4 8 Georgia Southern 1 17 Mercer 4 14 Mercer 5 17 Memphis State 0 2 Memphis State 1 6 Memphis State 7 17 Georgia State 4 10 Georgia State 2 8 Georgia State 3 10 Georgia State 1 4 Georgia State 7 9 Georgia State 2 8 Louisiana State 7 6 Louisiana State 3 3 SW Louisiana 0 5 Tulane 6 6 Tulane 8 10 Tulane 6 14 Southern Mississippi 7 9 Cincinnati 2</p>
--	---	--

T h e R e c o r d B o o k

<p>4 Tulane 2 9 Tulane 6 ***8 South Alabama 2 ***5 Alabama 7 ***5 Miami 10</p> <p>1984 WON 55, LOST 29</p> <p>7 South Florida 6 4 Miami 10 3 Florida 8 4 South Florida 3 10 South Florida 6 10 South Florida 6 7 West Florida 5 7 West Florida 1 9 Tampa 5 7 Tampa 6 12 Georgia Tech 6 2 Georgia Tech 15 4 Jacksonville 0 11 Jacksonville 3 0 Miami 7 5 Miami 14 7 Miami 6 10 Auburn 4 12 Auburn 2 13 Ball State 2 5 Ball State 1 12 Ball State 2 8 Ball State 6 9 Nevada-Las Vegas 14 1 Nevada-Las Vegas 3 2 Nevada-Las Vegas 6 3 Cal State-Fullerton 5 1 Cal State-Fullerton 6 10 Cal State-Fullerton 4 7 Southern Mississippi 5 8 Southern Mississippi 9 12 Southern Mississippi 6 3 South Florida 2 6 South Florida 8 3 South Florida 6 5 Pittsburgh 0 21 Pittsburgh 1 6 Pittsburgh 0 7 Tennessee Tech 3 18 Alabama 16 5 Georgia Southern 4 21 Georgia Southern 3 0 Clemson 13 3 Clemson 13 8 Georgia State 6 26 Georgia State 13 3 Florida 11 11 Florida 9 2 Jacksonville 10 8 Jacksonville 10 4 Georgia Southern 2 3 Georgia Southern 6 6 Mercer 0 13 Mercer 2 3 Miami 2 3 Miami 4 5 Miami 4 7 Florida 8 7 Florida 4 4 South Alabama 12 3 South Alabama 9 10 Florida International 3 12 Florida International 3 17 Tulane 4 8 Tulane 4 0 Tulane 1 7 South Alabama 8 9 Southern Mississippi 3 11 Southern Mississippi 2 16 Southern Mississippi 6 13 Memphis State 7 11 Memphis State 3 8 Memphis State 3 3 South Carolina 4 4 Tulane 2 10 Memphis State 3 11 Cincinnati 2 17 Virginia Tech 3 11 South Carolina 10</p>	<p>4 New Orleans 7 5 New Orleans 1 7 New Orleans 3 ***7 Stetson 10 ***4 East Carolina 7</p> <p>1985 WON 59, LOST 23</p> <p>7 Armstrong State 0 1 Armstrong State 0 11 South Florida 5 8 South Florida 2 13 Grambling 7 9 Grambling 4 14 Samford 7 18 Samford 10 20 Southern Mississippi 1 10 Southern Mississippi 4 24 Southern Mississippi 3 5 Miami 2 4 Miami 15 5 Miami 6 5 Georgia Southern 4 12 Georgia Southern 6 16 St. Leo 2 11 Ball State 12 12 Ball State 10 15 Ball State 6 9 Ball State 10 12 Jacksonville 0 25 Jacksonville 6 6 Central Florida 2 5 Central Florida 6 10 South Florida 7 5 South Florida 6 11 Western Kentucky 5 6 Western Kentucky 10 2 Samford 5 20 Samford 4 2 Florida 3 1 Florida 6 6 Pittsburgh 5 18 Pittsburgh 2 9 Pittsburgh 7 17 Southern Mississippi 6 6 Southern Mississippi 0 4 Southern Mississippi 6 15 South Alabama 12 12 Florida 10 14 Georgia State 0 10 Georgia State 4 2 Tulane 3 3 Florida 6 5 Jacksonville 7 18 Jacksonville 9 9 Tulane 6 4 Tulane 1 9 Tulane 4 6 Central Florida 3 12 Central Florida 0 19 Central Florida 6 2 Miami 3 13 Miami 5 5 Miami 8 8 Georgia Southern 7 6 Georgia Southern 4 4 Memphis State 7 8 Memphis State 3 7 Memphis State 2 19 Georgia Tech 0 13 Georgia Tech 3 8 South Alabama 0 12 South Alabama 10 9 Tulane 3 5 Tulane 2 8 Tulane 9 11 Louisville 3 5 Virginia Tech 8 24 Cincinnati 0</p>	<p>7 South Carolina 5 3 Virginia Tech 1 11 South Carolina 5 13 North Carolina 7 9 North Carolina 5 8 North Carolina 9 ***11 George Mason 0 ***9 Georgia Tech 1 ***6 Arkansas 7 ***3 Georgia Tech 8</p> <p>1986 WON 61, LOST 13</p> <p>10 Grambling 1 20 Grambling 6 1 Grambling 3 7 Southern Miss 6 2 Southern Miss 0 14 Southern Miss 6 9 Samford 6 9 Samford 1 6 Georgia Tech 4 9 Georgia Tech 4 10 Florida 6 10 Florida 7 9 South Florida 3 8 South Florida 7 9 South Florida 8 3 South Florida 6 9 Florida International 3 12 Florida International 10 19 Samford 2 15 Samford 5 12 Richmond 4 14 Richmond 4 16 Richmond 1 13 Richmond 3 7 Pittsburgh 0 10 Pittsburgh 2 22 Pittsburgh 1 17 Pittsburgh 1 1 Southern Miss 5 2 Southern Miss 0 13 Southern Miss 9 5 South Alabama 12 13 South Alabama 4 14 South Alabama 4 13 South Alabama 9 7 Memphis State 3 6 Memphis State 1 2 Memphis State 7 15 Central Florida 12 8 Central Florida 3 9 Jacksonville 2 9 Jacksonville 10 7 Tulane 5 4 Tulane 2 20 Jacksonville 3 10 Jacksonville 11 6 Miami 1 3 Miami 4 8 Miami 3 7 Florida 6 8 Florida 0 6 Memphis State 0 6 Memphis State 5 7 Memphis State 1 3 Central Florida 1 12 Florida International 0 10 Miami 11 14 Miami 6 5 Miami 7 10 Cincinnati 3 5 South Carolina 8 7 Memphis State 3 3 South Carolina 0 7 South Carolina 2 6 LSU 4 ***10 NC State 6 ***12 Texas A&M 9 ***11 South Florida 7 **5 Indiana State 3 **7 Miami 2 **5 Arizona 9 **6 Oklahoma State 5 **4 Miami 3 **2 Arizona 10</p>
---	---	--

T h e R e c o r d B o o k


<p>1987 WON 55, LOST 18</p> <p>15 Samford 1</p> <p>9 Samford 1</p> <p>4 Grambling 3</p> <p>9 Grambling 2</p> <p>12 Grambling 6</p> <p>4 Samford 1</p> <p>7 Samford 2</p> <p>1 New Orleans 3</p> <p>7 Tulane 5</p> <p>2 LSU 1</p> <p>7 Southern Miss 2</p> <p>10 Southern Miss 4</p> <p>8 Southern Miss 11</p> <p>10 Ball State 3</p> <p>9 Ball State 2</p> <p>14 Ball State 10</p> <p>13 South Florida 4</p> <p>4 South Florida 5</p> <p>2 South Florida 5</p> <p>17 South Florida 1</p> <p>8 Austin Peay 3</p> <p>15 Austin Peay 0</p> <p>26 Austin Peay 1</p> <p>9 UNC-Charlotte 1</p> <p>14 UNC-Charlotte 5</p> <p>3 South Alabama 7</p> <p>1 Southern Miss 3</p> <p>4 Southern Miss 2</p> <p>13 Southern Miss 9</p> <p>12 Central Florida 4</p> <p>4 Central Florida 3</p> <p>4 Memphis State 1</p> <p>8 Memphis State 0</p> <p>4 Memphis State 5 (10)</p> <p>7 Georgia Tech 5</p> <p>10 Georgia Tech 8</p> <p>5 Georgia 6</p> <p>3 Georgia 4</p> <p>9 Jacksonville 3</p> <p>9 Jacksonville 7</p> <p>14 Miami 3</p> <p>6 Miami 11</p> <p>10 Miami 11 (10)</p> <p>12 Florida 6</p> <p>14 Florida 11</p> <p>9 South Alabama 4</p> <p>6 Memphis State 4</p> <p>7 Memphis State 6</p> <p>5 Memphis State 5</p> <p>7 Central Florida 8</p> <p>9 Jacksonville 8 (12)</p> <p>11 Jacksonville 10 (10)</p> <p>3 Miami 4 (10)</p> <p>6 Miami 4 (11)</p> <p>8 Miami 6</p> <p>5 Florida 10</p> <p>5 Florida 7</p> <p>6 Mercer 2</p> <p>14 Mercer 2</p> <p>8 Mercer 3</p> <p>9 Louisville 2</p> <p>5 Virginia Tech 4</p> <p>9 South Carolina 5</p> <p>5 Southern Miss 1</p> <p>6 Cincinnati 3</p> <p>***10 East Carolina 5</p> <p>***5 Miami 2</p> <p>***12 South Alabama 3</p> <p>***3 South Alabama 6</p> <p>***9 South Alabama 2</p> <p>**2 LSU 6 (10)</p> <p>**3 Arizona State 0</p> <p>**4 Texas 6</p> <p>1988 ... WON 50, LOST 18, TIED 1</p> <p>11 Grambling 7</p> <p>16 Grambling 3</p> <p>18 Grambling 2</p> <p>4 LSU 9</p> <p>6 Southern Miss 3</p> <p>18 Southern Miss 11</p> <p>5 Southern Miss 6</p> <p>7 Richmond 1</p> <p>11 Richmond 4</p> <p>6 Richmond 1</p>	<p>6 Ball State 4</p> <p>6 South Florida 4</p> <p>4 South Florida 2</p> <p>4 South Florida 1</p> <p>3 South Florida 6</p> <p>19 Sanford 3</p> <p>12 Sanford 3</p> <p>7 Sanford 2</p> <p>10 Lamar 9</p> <p>10 Alabama-Birmingham 4</p> <p>4 Southern Miss 5</p> <p>1 Southern Miss 2</p> <p>7 Southern Miss 9</p> <p>9 Baptist 8</p> <p>15 Baptist 1</p> <p>7 Baptist 0</p> <p>7 Florida International 8</p> <p>5 Florida International 2</p> <p>10 Jacksonville 7</p> <p>3 Mercer 2</p> <p>9 Mercer 10</p> <p>12 Minnesota 5</p> <p>8 Iowa 0</p> <p>5 Washington State 1</p> <p>4 Maine 2</p> <p>6 Old Dominion 5</p> <p>11 South Alabama 7</p> <p>3 Miami 8</p> <p>20 Miami 8</p> <p>5 Miami 5</p> <p>7 Florida 2</p> <p>20 Valdosta State 8</p> <p>5 Memphis State 6</p> <p>1 Memphis State 0</p> <p>5 Memphis State 2</p> <p>13 Florida 8</p> <p>15 South Alabama 11</p> <p>15 Georgia Tech 2</p> <p>2 Georgia Tech 10</p> <p>8 Central Florida 1</p> <p>2 Central Florida 1</p> <p>11 Central Florida 3</p> <p>1 Florida International 2</p> <p>6 Miami 5</p> <p>7 Miami 9</p> <p>6 Miami 3</p> <p>2 Jacksonville 5</p> <p>14 Memphis State 3</p> <p>9 Memphis State 5</p> <p>21 Memphis State 4</p> <p>18 Louisville 4</p> <p>9 Virginia Tech 6</p> <p>9 South Carolina 3</p> <p>4 Memphis State 2</p> <p>9 South Carolina 1</p> <p>***10 Stetson 3</p> <p>***8 Tulane 6</p> <p>***3 Florida 9</p> <p>***2 Stetson 7</p> <p>1989 WON 54, LOST 18</p> <p>9 Arizona State 6</p> <p>8 Arizona State 3</p> <p>14 Georgia Tech 1</p> <p>8 Grambling 3</p> <p>5 Grambling 0</p> <p>8 Grambling 2</p> <p>1 Florida 5</p> <p>5 Florida 6</p> <p>5 Baptist 4</p> <p>10 Baptist 2</p> <p>0 South Florida 10</p> <p>8 South Florida 7</p> <p>5 South Florida 6</p> <p>3 South Florida 14</p> <p>3 Rice 4</p> <p>6 Rice 0</p> <p>3 Rice 0</p> <p>6 Richmond 0</p> <p>12 Richmond 3</p> <p>3 Richmond 2 (13)</p> <p>10 Ball State 0</p> <p>11 Ball State 1</p> <p>16 Ball State 0</p> <p>18 Samford 2</p> <p>14 Samford 0</p> <p>6 South Carolina 5</p>	<p>3 South Carolina 4</p> <p>4 South Carolina 5 (10)</p> <p>11 Jacksonville 6</p> <p>6 Cal. St. Fullerton 5 (11)</p> <p>4 Cal. St. Fullerton 9</p> <p>10 Cal. St. Fullerton 0</p> <p>2 Mercer 1</p> <p>7 Mercer 0</p> <p>10 Southern Miss 2</p> <p>6 Southern Miss 2</p> <p>7 Southern Miss 2</p> <p>6 Jacksonville 0</p> <p>14 Jacksonville 3</p> <p>3 Miami 0</p> <p>1 Miami 8</p> <p>11 Miami 3</p> <p>0 Florida 5</p> <p>7 Florida 5</p> <p>7 Louisville 0</p> <p>10 Louisville 1</p> <p>7 Louisville 2</p> <p>5 Virginia Tech 8</p> <p>8 Virginia Tech 4</p> <p>6 Memphis State 2</p> <p>6 Memphis State 2</p> <p>3 Memphis State 1</p> <p>6 Jacksonville 7 (10)</p> <p>2 Miami 11</p> <p>2 Miami 8</p> <p>8 Miami 4</p> <p>0 Cincinnati 2</p> <p>18 Cincinnati 7</p> <p>8 Cincinnati 7</p> <p>9 Memphis State 4</p> <p>14 Southern Miss 7</p> <p>8 Virginia Tech 2</p> <p>6 Southern Miss 5</p> <p>***13 Rider College 7</p> <p>***8 South Florida 1</p> <p>***7 Auburn 6</p> <p>***8 Clemson 1</p> <p>**4 North Carolina 2</p> <p>**4 Wichita State 2</p> <p>**4 Wichita State 7</p> <p>**9 Wichita State 12</p> <p>1990 WON 57, LOST 15</p> <p>6 Western Kentucky 3</p> <p>6 Western Kentucky 4</p> <p>6 Western Kentucky 4</p> <p>6 North Carolina 3</p> <p>7 Wichita State 8</p> <p>7 Arizona 1</p> <p>16 Arizona 8</p> <p>10 Arizona 5</p> <p>5 Florida International 0</p> <p>3 Florida International 4</p> <p>17 Virginia Military Inst. 1</p> <p>3 Virginia Military Inst. 2</p> <p>8 Virginia Military Inst. 0</p> <p>19 Ball State 10</p> <p>16 Ball State 3</p> <p>12 Ball State 4</p> <p>7 Richmond 1</p> <p>12 Richmond 3</p> <p>13 Richmond 1</p> <p>5 Florida 1</p> <p>3 Florida 2</p> <p>5 Florida 3</p> <p>7 Florida 6</p> <p>10 Memphis State 0</p> <p>3 Memphis State 5</p> <p>13 Memphis State 5</p> <p>11 Baptist 5</p> <p>11 Baptist 1</p> <p>8 Louisville 3</p> <p>7 Louisville 4</p> <p>13 Louisville 7</p> <p>7 Southern Mississippi 0</p> <p>3 Southern Mississippi 6</p> <p>3 Southern Mississippi 6</p> <p>7 Jacksonville 3</p> <p>1 Arizona State 9</p> <p>6 Arizona State 7</p> <p>3 South Alabama 2</p> <p>5 Tulane 0</p>
---	---	--

T h e R e c o r d B o o k

<p>9 Tulane 3 12 Tulane 11 5 Jacksonville 3 7 Miami 3 5 Miami 8 3 Miami 8 14 Mercer 3 6 Mercer 3 9 South Carolina 6 5 South Carolina 6 6 South Carolina 3 3 Florida International 4 3 Miami 7 2 Miami 2 8 Miami 4 6 Virginia Tech 4 5 Virginia Tech 1 25 Virginia Tech 14 6 Cincinnati 1 12 Cincinnati 3 4 Cincinnati 1 4 Tulane 1 11 Virginia Tech 3 4 Cincinnati 5 8 Southern Mississippi 1 12 Virginia Tech 5 8 Cincinnati 5 ***7 Lafayette 2 ***4 Central Michigan 2 ***8 Mississippi State 11 ***6 Illinois 4 ***11 Mississippi State 9 ***3 Mississippi State 4</p> <p>1991 WON 56, LOST 15</p> <p>8 Duke 5 10 Duke 4 9 Duke 3 6 Arizona State 5 (10) 21 Arizona State 5 4 Arizona State 3 (10) 15 Arizona 8 3 Arizona 7 2 Arizona 3 8 Minnesota 4 12 Minnesota 4 8 Minnesota 5 0 New Orleans 6 3 Tulane 0 8 LSU 0 26 Ball State 4 17 Ball State 2 12 Ball State 2 8 Florida 3 5 Florida 3 10 Richmond 3 6 Richmond 2 12 Richmond 4 11 Michigan 6 3 Michigan 0 11 Northern Iowa 2 9 Northern Iowa 0 3 Northern Iowa 0 8 Southern Mississippi 4 5 Southern Mississippi 0 6 Southern Mississippi 4 6 Mercer 2 14 Mercer 5 6 Memphis State 5 4 Memphis State 3 (11) 7 Memphis State 8 5 South Alabama 6 (15) 4 South Carolina 2 7 South Carolina 3 4 South Carolina 9 5 Miami 2 12 Miami 4 8 Miami 5 4 Florida 2 3 Florida 4 6 Louisville 3 5 Louisville 1 14 Louisville 6 (1-0 forfeit loss) 10 Tulane 11 1 Tulane 2</p>	<p>4 Jacksonville 7 3 Miami 2 4 Miami 1 6 Miami 8 3 Virginia Tech 2 (12) 4 Virginia Tech 1 11 Virginia Tech 1 15 Cincinnati 5 10 Cincinnati 5 13 Cincinnati 9 9 Cincinnati 3 17 South Carolina 0 1 Southern Mississippi 3 13 Cincinnati 12 10 South Carolina 9 (10) ***6 Coastal Carolina 0 ***6 Florida International 3 ***5 Alabama 2 ***6 Alabama 5 ***3 Fresno State 6 **0 Florida 5</p> <p>1992 WON 49, LOST 21</p> <p>15 College of Charleston 3 4 College of Charleston 1 4 Arizona State 2 1 Arizona State 4 10 Virginia Military 4 20 Virginia Military 0 5 Virginia Military 4 2 Florida 1 13 Duke 1 4 Duke 5 1 Duke 0 3 Minnesota 1 1 Texas A&M 9 5 Mississippi State 1 14 Charleston Southern 2 13 Charleston Southern 8 6 Coastal Carolina 1 5 Coastal Carolina 2 2 Richmond 1 5 Richmond 1 8 Richmond 2 9 North Carolina 3 2 North Carolina 11 4 North Carolina 2 7 Georgia State 1 22 Georgia State 0 4 N.C. State 0 12 N.C. State 1 4 N.C. State 6 4 Virginia 3 13 Virginia 7 4 Clemson 10 0 Clemson 12 0 Clemson 14 3 Mercer 4 8 Mercer 1 9 Georgia Tech 6 3 Georgia Tech 2 3 Georgia Tech 10 4 Florida 0 6 Miami 10 3 Miami 6 5 Miami 6 1 Florida 3 9 Wake Forest 3 9 Wake Forest 4 11 Wake Forest 1 3 Miami 7 4 Miami 5 3 Miami 2 12 Maryland 4 15 Maryland 3 18 Maryland 5 4 Florida 1 6 Wake Forest 1 2 Clemson 5 7 North Carolina 3 1 N.C. State 0 0 Clemson 11 36 Georgia State 7 17 Georgia State 4 ***0 Western Carolina 1 ***2 Stetson 0</p>	<p>***4 Kent 2 ***9 Stanford 4 ***4 Western Carolina 3 ***18 Western Carolina 3 **2 Cal State Fullerton 7 **5 California 4 **0 Cal State Fullerton 6</p> <p>1993 WON 46, LOST 19</p> <p>7 Winthrop 2 8 Winthrop 5 8 Appalachian State 3 3 Appalachian State 1 7 College of Charleston 6 19 College of Charleston 0 17 College of Charleston 2 3 Cal State Fullerton 2 2 Cal State Fullerton 6 6 Cal State Fullerton 13 2 Florida 0 9 Florida 3 4 Florida 2 8 Florida 4 7 Central Florida 5 1 Purdue 11 6 North Carolina 3 4 North Carolina 3 10 Virginia 5 11 Virginia 0 8 Virginia 1 6 Northern Iowa 0 7 Northern Iowa 4 5 Northern Iowa 2 0 Duke 3 8 Duke 5 3 Duke 1 0 NC State 8 2 NC State 1 1 NC State 4 11 Mercer 2 3 Georgia Tech 10 17 Georgia Tech 3 5 Georgia Tech 1 14 Mercer 1 7 Miami 0 8 Miami 1 6 Miami 2 1 Wake Forest 4 6 Wake Forest 0 2 Wake Forest 7 9 Mercer 0 13 Jacksonville 3 1 Miami 0 3 Miami 4 13 Miami 14 10 Maryland 4 2 Maryland 5 13 Maryland 5 6 Jacksonville 1 7 Clemson 6 4 Clemson 3 1 Clemson 5 3 Jacksonville 4 1 Clemson 6 11 Virginia 2 5 Georgia Tech 2 7 Clemson 5 1 NC State 5 23 Georgia State 1 12 Georgia State 4 ***4 South Florida 2 ***7 Notre Dame 3 ***1 Long Beach State 4 ***3 Notre Dame 4</p> <p>1994 WON 53, LOST 22</p> <p>11 Hawaii 3 6 Hawaii 4 1 Hawaii 6 9 Hawaii 3 2 Hawaii-Hilo (7) 4 7 Hawaii-Hilo 1 5 Hawaii-Hilo (6) 1 9 Arizona State 7 13 Arizona State 2</p>
---	---	--

T h e R e c o r d B o o k

9	Arizona State (8)	8
15	Minnesota	10
9	Minnesota	2
12	Minnesota	4
4	Coastal Carolina	0
17	Coastal Carolina	2
4	Coastal Carolina	1
0	Florida	4
10	Florida	5
7	Florida	2
5	Florida	12
0	College of Charleston	3
4	College of Charleston	0
7	College of Charleston	0
15	SE Missouri State	3
13	SE Missouri State	3
3	UNC-Asheville	0
11	UNC-Asheville	2
5	Maryland	2
6	Maryland	0
4	Maryland	6
12	Wake Forest	2
15	Wake Forest	4
17	Wake Forest	4
2	North Carolina	3
9	North Carolina	5
3	N.C. State (10)	2
2	N.C. State	1
8	N.C. State	7
6	Jacksonville (8)	1
6	Miami	3
2	Miami	5
1	Miami	2
11	Mercer (8)	0
5	Mercer	4
6	Miami	1
0	Miami	8
7	Miami	2
0	Jacksonville	3
8	Furman	0
15	Furman	0
6	Georgia Tech	4
2	Georgia Tech	6



FSU first base coach Jack Niles.

5	Georgia Tech	7
1	Duke	4
11	Duke	7
4	Duke	5
2	Clemson	5
5	Clemson	9
8	Clemson	3
0	Virginia	1
8	Virginia	6
13	Virginia	1
5	ACC-N.C. State	6
7	ACC-Maryland	1
18	ACC-Wake Forest	3
10	ACC-Clemson	4
7	ACC-N.C. State	4
1	ACC-Clemson	4
***8	Central Michigan	6
***5	Jacksonville	1
***5	Jacksonville	1
***7	Brigham Young	1
**6	Louisiana State	3
**4	Georgia Tech	12
**3	Cal State-Fullerton	10

1995 WON 53, LOST 16

21	Florida Atlantic (7)	4
11	Florida Atlantic	7
8	Florida Atlantic	4
11	Arizona State	2
14	Arizona State	6
2	Arizona State	8
10	Coastal Carolina	2
6	Coastal Carolina	0
1	Winthrop (11)	2
6	Winthrop	0
4	Wake Forest	0
3	Wake Forest	4
10	Wake Forest	1
2	Louisiana State	6
4	Minnesota (10)	1
17	Michigan	6
6	Florida	3
2	Florida	1
7	Florida	0
3	Florida	9
12	Virginia	7
1	Virginia	2
4	Michigan	3
14	Michigan	4
11	Michigan	2
17	Mercer	1
22	Mercer	7
5	Duke	14
9	Duke	5
6	Duke	2
11	College of Charleston	1
12	College of Charleston	1
6	N.C. State	0
6	N.C. State	5
12	N.C. State	3
11	Jacksonville	1
9	Miami	1
5	Miami	6
3	Miami (11)	2
9	Miami (14)	6
10	Miami	1
2	Miami (12)	3
6	Jacksonville	3
5	Clemson	2
7	Clemson	2
9	Clemson	8
9	Maryland	1
7	Maryland (10)	1
1	Maryland	0
18	Mercer	3
4	Georgia Tech	5
9	Georgia Tech	11
14	Georgia Tech	9
2	North Carolina (8)	3
13	North Carolina	1
3	North Carolina	5
6	ACC-Virginia	0

12	ACC-N.C. State	6
0	ACC-Clemson	11
10	ACC-North Carolina	1
12	ACC-Clemson	2
8	ACC-Clemson	2
***18	Troy State	3
***7	South Alabama	2
***7	Old Dominion	2
***13	Mississippi	1
**3	Oklahoma	2
**2	Miami	4
**11	Southern California	16

1996 WON 52, LOST 17

16	Marshall	1
34	Marshall	0
4	UNC-Asheville	2
16	UNC-Asheville	8
9	Minnesota	7
23	Minnesota	11
8	Minnesota	2
1	Cal State-Fullerton	3
8	Southern Cal	10
11	Florida	2
4	Florida	6
10	Florida	11
10	Mercer	5
14	Mercer	5
11	Coastal Carolina	4
16	Coastal Carolina	8
7	Coastal Carolina	3
14	Maine	5
17	Maine	5
8	Maine	1
8	Maryland	6
16	Maryland	2
16	Maryland	5
2	North Carolina	1
7	North Carolina	1
9	North Carolina	1
11	Wake Forest	7
9	Wake Forest	6
12	Wake Forest	3
5	N.C. State	4
5	N.C. State	4
5	N.C. State	4
10	Jacksonville	1
13	Miami	2
2	Miami	13
15	Miami	1
8	Jacksonville	6
4	Jacksonville	1
2	Miami	6
8	Miami	9
4	Miami	7
9	Jacksonville	4
6	Duke	2
14	Duke	4
16	Georgia Tech	4
6	Georgia Tech	3
1	Georgia Tech	4
9	Florida Atlantic	8
13	Florida Atlantic	5
0	Clemson	3
1	Clemson	2
0	Clemson	2
6	Virginia	0
7	Virginia	9
6	Virginia	3
8	Wake Forest	4
2	Virginia	3
7	Duke	3
2	Clemson	1
8	Virginia	2
1	Virginia	12
***16	N.E. Illinois	0
***10	U.C.-Santa Barbara	1
***5	Stanford	4
***9	Cal State-Northridge	2
**2	Florida	5
**8	Wichita State	4
**3	Florida	6

* NCAA: District
 **NCAA: World Series
 ***NCAA: Regional

ALL-TIME ROSTERS

—A—

Joe Adams 1975
 Josh Adeb 1995
 Bobby Alexander 1982
 Terry Alexander 1976
 Edwin Alicea 1987-88
 Luis Alicea 1984-86
 Roy Alvarez 1980
 Gene Ammann 1968-70
 Bob Armstrong 1992
 Johnny Ash 1954-56
 Bill Ashford 1982-83
 Gary Ashley 1953-56
 Al Ashmont 1985
 Jim Atwood 1953-56
 Mike Augustine 1961-63
 Tony Avitable 1953-56
 Don Axon 1959

—B—

Brooks Badeaux 1995-96
 Lee Bailey 1951
 Roger Bailey 1990-92
 Jeff Bangston 1972-73
 Rob Bargas 1989-90
 Mark Barineau 1981-83
 Ron Bartlett 1976-79
 Joe Baxter 1968-69
 Clay Baynham 1976
 Harold Bazzell 1953
 Ray Bazzell 1957-60
 Mason Bean 1972-73
 Bill Bearse 1965
 Al Beccaccio 1960-62
 David Bedingfield 1977
 Mike Bell 1994-95
 Bob Benda 1976-77
 Michele Bertoldi 1991
 Allen Bevis 1989-92
 Chip Bifano 1976-77
 Ham Bisbee 1955
 Barry Blackwell 1985-88
 Garrett Blanton 1989-91
 Tony Biasucci 1983
 Ralph Blinn 1952-53
 Jon Bolin 1990-91
 Rich Bombard 1979
 Phil Bondack 1962-63
 Bob Bondi 1954-57
 Juan Bonilla 1974-77
 Rafael Bournigal 1987
 LaDon Boyd 1967
 Mike Brady 1987-90
 Mike Bretz 1976-79
 John Bristol 1955-57
 Chris Brook 1989-92
 Kevin Brooks 1977-78
 Marty Brooks 1965-67
 Terry Brooks 1969
 Billy Brown 1996
 Craig Brown 1969-70
 Dave Brown 1974
 Forrest Brown 1953-54
 Pete Brown 1985
 Randy Brown 1964-66
 Terry Browning 1968-69
 Tommy Bryant 1983
 Terrell Buckley 1990
 Jeff Burger 1969
 Joe Burns 1969

Jim Busby 1974-75
 Thad Busby 1995
 Dave Buss 1959-60
 Steve Butler 1994-95
 Mike Buttery 1994
 Rod Byerly 1987-88
 Lee Byers 1961-64

—C—

Nick Carfaro 1966
 Vince Calandra 1984-85
 Billy Campbell 1952-55
 Ed Camposano 1968
 Bob Canty 1966-68
 Bill Cappleman 1967
 Brooks Carey 1975-78
 Bob Carroll 1972-73
 Doug Casey 1978-79
 Buddy Cash 1950
 Ron Cash 1970-71
 Sid Cash 1990-91
 Chris Cavthon 1981-82
 Dave Chappel 1974
 Chris Chavez 1996
 Gerald Chmielewski 1963-65
 Randy Choate 1995-96
 Greg Clayborne 1986-88
 Bob Clem 1958-59
 Matt Clements 1988-89
 Al Cleveland 1969-70
 Larry Cocks 1969-70
 Hal Cohen 1982
 Chester Cole 1965-67
 James Colzie 1994
 Rick Colzie 1973-74
 Chuck Cone 1966-68
 Skip Cone 1971-72
 David Cook 1966-68
 John Cook 1992
 Dave Cooper 1976-77
 Mike Copps 1957-60
 Lee Corso 1954-57
 Jerry Couch 1958-59
 Mark Coulter 1976-77
 Bob Craft 1966-68
 Keith Craig 1980-81
 Ken Creely 1964-65
 Buddy Cribb 1988-90
 Charlie Cruz 1992-95
 John Cuesta 1953
 Mike Cullin 1980-81
 Greg Culpepper 1979
 Ben Curry 1975-78

—D—

Dave Dahlen 1963-64
 Bill Daniel 1974-75
 Jim Daniel 1960-61
 Phil Dannunzio 1989
 Randy Davidson 1974-75
 Brett Davis 1988
 Frank Davis 1960-61
 Josh Davis 1996
 Mike Davis 1996
 Tim Davis 1991-92
 Tom Davis 1962-64
 Eric Deddens 1983-84
 Don DeLoach 1983
 Greg Dennis 1983
 Jim DeVane 1955

Zach Diaz 1996
 Paul Dirks 1962-64
 Kevin Dodge 1981-82
 Jerry Donnaway 1957-58
 Ken Doria 1971-72
 Danny Dowell 1981-83
 Steve Downey 1974
 Jay Drevis 1984
 J.D. Drew 1995-96
 John Drews 1974
 Chip Drobine 1986
 Dean Duchak 1965-67
 Jack Dull 1960-61
 Marc Dunbar 1990-91
 Matt Dunbar 1987-90
 Chris Dunn 1986

—E-F—

Mike Eason 1966-68
 Craig Eaton 1975-76
 Frank Echols 1962-63
 Scott Edwards 1989
 Jon Egerton 1987
 Rudy Eigl 1955-58
 Mike Eissey 1973-74
 Gary Elliott 1961-63
 Jack Emerick 1979-80
 Mike English 1967-69
 Roy Eppley 1985
 Donny Erickson 1987-88
 Terry Farmer 1973-74
 Adam Faurot 1995-96
 Frank Fazzini 1983-85
 Ed Feely 1961
 Kenny Felder 1990-92
 John Ferguson 1968-70
 George Fergusson 1961-62
 Dave Fernald 1971-73
 Dick Fernandez 1964-66
 Joe Fernandez 1953
 Robert Ferrar 1962-63
 Carl Ferraro 1981
 Mike Fields 1978-79
 Rich Figueredo 1980-83
 Bien Figueroa 1985-86
 Gar Finnold 1989-90
 Ken Fischer 1979-82
 Robin Flake 1970-72
 Victor Floyd 1987
 Ray Fox 1975-78
 Jim Foxwell 1972-75
 Pedro Fraga 1968
 Ed Frank 1972
 Ron Fraser 1954-57
 Clem Freeman 1981
 Mike Freeman 1986
 Doug French 1961-62
 Mike Fuentes 1978-81
 Bill Fuller 1970-72
 Ed Fulton 1985-87

—G—

John Gagnon 1979-80
 Randy Galley 1972-73
 Tom Garcia 1955
 Linwood Garrett 1967-68
 Dave Garrison 1984
 Steve Gelmine 1982-85
 Alan Gentry 1983-84
 Wayne Giardino 1964-65

T h e R e c o r d B o o k

Marc Giordano 1987-88	Link Jarrett 1991-94	Marty Maier 1973-74
Mark Gilbert 1978-79	Barry Johnson 1988-89	Eric Mangham 1984-86
Brian Gilliland 1989-90	Jay Johnson 1962-64	Harold Mangin 1961-62
Jack Givens 1976-77	Jay Johnson 1979	Tom Manley 1989
Mike Givens 1974	Jonathan Johnson 1993-95	Ed Mann 1953
Steve Givens 1982-83	Larry Johnson 1962-64	David Marano 1978
Dick Gold 1967-69	Gordon Johnston 1961	T.R. Marcinczyk 1993
Jeff Gray 1981-84	Greg Jones 1976-78	Mike Martin 1965-66
Harry Green 1966-68	Jimmy Jones 1982-85	Mike Martin, Jr. 1993-95
Lane Green 1966-68	Larry Jones 1974-77	Neil Martin 1965-66
Brad Gregory 1989-90	Bob Jordan 1966	Lionel Martinez 1980-81
Danny Griffin 1982-83	Bob Jordan 1974	Steve Marks 1964-66
Joe Griffin 1975-77	Grady Jordan 1992-93	Jose Marzan 1984-87
Pedro Grifol 1989-91		John Mason 1967
Dave Grimes 1970-71	—K—	Steve Mastin 1968
Carl Gromek 1968-70	Randy Kaiser 1974	Jim Mathers 1966
Greg Gromek 1968-71	Danny Kanell 1993	Lonnie Mathis 1969
Johnny Grubb 1970	Doug Kasimer 1969-71	Floyd Matthews 1969
Randy Guemple 1972-73	Jim Kaufman 1954-55	Bob Mayer 1974-76
Jim Gurzynski 1968-69	Jay Keeler 1980-82	Henry Mayfield 1996
	Clyde Keller 1988-89	Jim McArdle 1976-77
—H—	Mike Kelley 1974-75	Clyde McBride 1963
Dan Haddock 1979	Bob Kellogg 1974-75	Monty McBride 1964-65
Bill Hammond 1964-66	Terry Kennedy 1975-77	Owen McCarron 1958
Art Haney 1963	Fred Kenney 1957-58	Chad McClellan 1986
Dave Hanselman 1984	Keith Kidd 1985-86	Gene McCormick 1957-60
Don Harbaugh 1969-71	Ricky Kimball 1988-91	Kevin McCray 1992-93
Jeff Hardy 1976-77	John Keith 1969-71	Jim McCune 1964-65
Todd Harrell 1993-94	Ron Kims 1953	Blane McDonald 1978-79
Bryan Harris 1991-93	John King 1959	Rick McGlone 1974-77
Dee Harris 1976	Jeremiah Klosterman 1996	Joe McKinney 1965-66
Ed Harris 1967-68	Dale Koch 1958-59	John McKnight 1977
Dean Harrison 1988-90	John Kolb 1981	Mike McLeod 1975-77
Rick Hatcher 1979-81	Curt Kole 1975	Dale McMahan 1966
Tim Hatcher 1980	Dru Kosco 1984-85	John McNeese 1991
Chuck Hawkins 1965-66	Steve Kovensky 1986-87	Charles McQuaig 1993-94
Mark Haynes 1952-54	Charlie Krausche 1961	Barry McQueen 1971
John Hearn 1966-68	Robert Kull 1963-65	Ray McShane 1960-62
Phil Hearn 1966		Wayne Mears 1975
Ken Heath 1984	—L—	Bob Merry 1953
George Hehemann 1953-56	Mark Lacy 1981-82	Ron Mewbourne 1965-67
Jim Helm 1966-68	Ernie Langford 1957-60	Doug Mientkiewicz 1993-95
Carlee Hendrix 1954-57	Rick Langford 1973	Jim Miller 1976-77
Clint Hendry 1993	Bill Langston 1967	Tim Miller 1994
Tom Henson 1969-71	Gary Lawrence 1965-66	Billy "Cooter" Mills 1951-54
Joel Hicks 1976-77	Mike Leber 1971-72	Don Milner 1978-79
Chris Hitt 1995	David Ledbetter 1982	Bart Mitchell 1982-84
Ron Herring 1973-74	Jeff A. Ledbetter 1982-84	Dave Moates 1969
Wm. Higginbotham 1953-54	Jeff S. Ledbetter 1979-82	Dave Mobley 1976-79
Windle Higginbotham 1974-75	Larry Lee 1973	Orson Mobley 1982
Jeff Hill 1967-69	Mike Lee 1986	Dave Morano 1978
Lance Hitchcock 1966-68	Greg Lewis 1982	Jack Morgan 1953
Randy Hodges 1992-95	Jimmy Lewis 1991	Steve "Scooby" Morgan 1993-96
Jeff Hogan 1967-69	Richie Lewis 1985-87	Todd Morgan 1982-84
Jerry Hohne 1959	Ronald Lewis 1987-88	Al Moreya 1983
Rick Holloway 1978-79	Loren Levy 1982-84	Jeremy Morris 1994-96
Maury Hopkins 1964-66	Carlos Lezcano 1974-77	Rick Moss 1970-71
Bill Horne 1973-74	John LiBrandi 1972-73	Mitch Moyer 1975
Bill Howell 1961	Joe Licata 1981	Ty Mueller 1989, 91-93
Chuck Howell 1994-96	Tony Liebsack 1991-92	Don Murray 1963-65
Ed Howell 1964-66	Doug Little 1983-86	
Martin Howell 1962-63	Woody Litvhiler 1962-64	—N-O—
Dick Howser 1955-58	LaWhit Lizzmore 1991-92	John Nedeau 1990-93
Ed Howser 1980-81	Ed Lockhart 1950-53	Steve Nedeau 1994-96
Bob Hudson 1954-55	Brad Long 1977-78	Tim Nedin 1989
Bruce Huff 1976-79	Charlie Long 1961	Oscar Negron 1975
Gary Huff 1971-73	Max Long 1953-56	Stephen Neill 1996
Ken Huff 1978-81	Mickey Lopez 1993-95	Carl Nelson 1957-60
Philip Hunt 1955	George Lott 1968-69	Harvey Nemeroff 1974-75
George Hutchinson 1961	Mike Loynd 1983-86	Roger Nettles 1967
Rich Hutchinson 1965	Jose Lugo 1974	John Nicholas 1975-76
	Jim Lytle 1966-67	Dave Nichols 1971-72
	Keith Lytle 1989	Dick Nichols 1968-70
—I-J—		Joe Nichols 1976-79
Vince Insogna 1984	—M—	Gary Nichols 1963-65
John Jane 1961	Bob Madison 1960-61	Jerry Nielsen 1987-88
Ken Jarabeek 1978	Rick Madison 1961	Jack Niles 1993-94
Lincoln Jarrett 1962-63		

T h e R e c o r d B o o k

Randy Niles 1995-96
 Klyne Nowlin 1951-53
 Danny O'Brien 1973-75
 Phil Olson 1993-95
 Steve Oppenheim 1972
 Pat Osburn 1970
 Danny Owen 1975-76

—P—

Joe Pacetti 1985
 Gary Painter 1989-90
 Bert Palmer 1953
 Keith Parenteau 1980
 Brad Parker 1988-90
 Derek Parker 1979
 Craig Patterson 1978-79
 Ray Pearson 1953
 Ed Peres 1972-73
 Eduardo Perez 1989-91
 Jerry Philip 1957-58
 Tim Phillips 1980-82
 Chris Pinder 1984
 Charlie Pinkermann 1956-59
 Keith Pitchford 1962-63
 Bruce Pollack 1967
 Chris Pollack 1986-87
 Ed Porcellini 1986-87
 Tim Porter 1969-70
 Lynn Powell 1963
 Dave Price 1970-72
 Dave Price 1972-73
 Brad Prior 1976
 Scott Proctor 1996

—R—

Craig Ramsey 1976-79
 Cliff Ranew 1964-65
 Rocky Rau 1989-90
 Derek Reams 1993
 Bob Reboin 1989
 Jim Reed 1964-65
 Jody Reed 1983-84
 Ray Revak 1984-85
 Dave Rhino 1982
 Marty Rice 1971-74
 Mike Riebling 1967-69
 Justin Rigney 1992
 Kevin Rigby 1978
 Rim Riley 1978-79
 Dan Roatche 1969-72
 Chris Roberts 1990-92
 Pete Roberts 1967
 Clay Robertson 1987
 Kenny Robinson 1991
 Matt Robinson 1982-83
 Charlie Rodgers 1957-60
 Carlos Rodriguez 1975
 Marc Ronan 1988-90
 Tom Rosa 1972-73
 Hank Ross 1959
 Jack Ross 1960-62
 Larry Rothschild 1974
 George Roundtree 1962-64
 Mike Rudi 1987-88
 Jim Rushworth 1992

—S—

Harry Saferight 1970-71
 Rick Saffel 1979
 Tom Sailor 1982
 Jeremy Salazar 1995-96
 Chuck Sanders 1952-53
 Deion Sanders 1987-88
 Jerry Santos 1988-89
 Pete Sarron 1965-66
 Craig Saxner 1985-86

Bill Saunders 1976
 Mac Searce 1970-71
 Mike Searce 1971-72
 Glayden Schafer 1953
 Jim Scheller 1969-70
 Ed Schneider 1980-81
 Mike Schmitz 1993
 Greg Schnute 1968-70
 Scott Schroeffer 1993
 Jim Seevers 1955
 Brian Senior 1995-96
 Nandy Serrano 1991-92
 John Sheppard 1957-58
 Bob Sherman 1961
 Tim Sherrill 1972-73
 Buddy Shaw 1983
 Chad Sheffer 1993
 Ken Shimchak 1977-79
 Gordon Shirah 1954-56
 Jamey Shouppe 1981-82
 Bob Shupack 1953
 Howard Siegle 1974
 Herb Sikes 1969-72
 Ken Silvestri 1971-72
 Bob Skala 1953
 Ross Skelton 1968
 Craig Skok 1968-69
 Mike Skoutelakis 1987
 Mike Slade 1969-72
 Ken Sloan 1966
 Paul Sorrento 1984-86
 David Sorokowski 1988-89
 David Smalley 1980-83
 Frank Slusser 1956-58
 Dwight Smith 1961-63
 Jackie Smith 1976-77
 Ken Smith 1985
 Kevin Smith 1985
 Roger Smith 1972-73
 Rick Snyder 1971-73
 Tom Snyder 1982
 Kyle Spitzer 1960-62
 James Spooner 1967
 Gary Sprague 1966
 Geoff Sprague 1996
 Ron Spyker 1987
 Bill Stagland 1961
 Richard Steed 1975
 Scott Steinitz 1989
 Darnell Stewart 1966-67
 Kent Stille 1963
 Jack Straub 1953
 Ricky Stuart 1978
 Michael Stubbs 1988
 Len Sullivan 1967
 Marv Stringfellow 1965-67
 Ken Suarez 1963
 Walt Sumner 1968-69
 Bob Sutton 1966
 Harvey Sweeney 1954-56
 Alan Swindle 1980-82
 Ken Sylvestri 1975
 Carl Szymanski 1974

—T—

Steve Taddeo 1986-87
 Houston Taff 1966
 Jeff Tam 1993
 John Marc Tamayo 1988-90
 Jeff Tandlich 1974
 Bruce Tanner 1981-83
 Buddy Teagle 1960-62
 George Tebbetts 1980
 Steve Tebbetts 1973-75
 Al Thomas 1962-63
 Mike Thomas 1976
 Paul Thomas 1984-87

Tom Thomas 1966-67
 Jeff Tibbitts 1991
 Mike Tice 1978-79
 Ed Trancygier 1961
 Ronnie Traylor 1978-79
 Doug Treadway 1983-84
 Shawn Troxell 1987
 Steve Tuako 1977
 John Tucker 1961-62
 Gale Tuggle 1955-56
 Jerry Turner 1961
 Fred Twomey 1954-57

—U-V—

Pat Underhill 1989
 Mike Vasquez 1968-71
 Bob Vaughn 1955-56
 Gary Viero 1976
 Wayne Vincent 1966-68

—W—

Bobby Waits 1954-57
 Doug Walker 1960-61
 Bob Wancika 1959
 John Wannish 1987
 Jim Ward 1965-66
 John Wasdin 1991-93
 Colby Weaver 1992-94
 Jim Weaver 1980
 Ham Wernke 1954-55
 Bill Westendick 1957-60
 Ed West 1976
 Jon Whitacker 1968
 Jimmy White 1960-62
 Chuck Witaker 1967-68
 Chas Widden 1953
 Dick Wiggins 1979-80
 Bob Wilcox 1964-65
 Denny Williams 1972-73
 Laverne Williams 1953
 Bill Williamson 1962-63
 Gary Williamson 1963-64
 Paul Wilson 1992-94
 John Wolfner 1979-80
 Howard Wood 1967
 Willie Woods 1987
 Matt Woodward 1995-96
 Woody Woodward 1962-64
 Bob Wooley 1965-67
 Bob Wynn 1953-54

—X-Y-Z—

Casey Yarbrough 1992
 Ed Yarnell 1966-67
 Mike Yastrzemski 1980-83
 Manny Yglesias 1953
 David Yocum 1994-95
 Jose Zabala 1995-96
 Scott Zech 1994-96
 Greg Zera 1968-71
 Bill Ziegler 1966-67
 Roger Zimmerman 1961
 Tom Zoeller 1983-86
 Al Zyla 1959



FSU IN NCAA CHAMPIONSHIPS

YEAR-BY-YEAR NCAA & CWS RESULTS

1956
NCAA DISTRICT 3 PLAYOFFS
GASTONIA, NC

OPPONENT	FSU	OPP	W-L
Duke	2	1	W
Duke	2	4	L
Duke	6	7	L

1957
NCAA DISTRICT 3 PLAYOFFS
GASTONIA, NC

OPPONENT	FSU	OPP	W-L
Georgia Teachers	5	3	W
Duke	3	2	W
Duke	6	8	L
Duke	4	1	W

COLLEGE WORLD SERIES
OMAHA, NE

Penn State	0	7	L
Connecticut	3	5	L

1958
NCAA DISTRICT 3 PLAYOFFS
GASTONIA, NC

George Washington	3	1	W
Florida	1	2	L
Clemson	5	8	L

1959
NCAA DISTRICT 3 PLAYOFFS
GASTONIA, NC

George Washington	3	2	W
Clemson	2	24	L
Georgia Tech	16	9	W
Clemson	0	5	L

1961
NCAA DISTRICT 3 PLAYOFFS
GASTONIA, NC

West Virginia	3	1	W
Duke	2	7	L
West Virginia	3	4	L

1962
NCAA DISTRICT 3 PLAYOFFS
GASTONIA, NC

Florida	0	1	L
West Virginia	6	5	W
Florida	3	1	W
Wake Forest	10	8	W
Wake Forest	3	2	W

COLLEGE WORLD SERIES
OMAHA, NE

Santa Clara	5	1	W
Ithaca	5	4	W
Michigan	7	10	L
Santa Clara	6	11	L

1963
NCAA DISTRICT 3 PLAYOFFS,
GASTONIA, NC

Auburn	4	3	W
Wake Forest	12	4	W
Wake Forest	5	6	L
Wake Forest	11	5	W

COLLEGE WORLD SERIES
OMAHA, NE

W. Michigan	5	2	W
Arizona	3	4	L
Southern Cal	3	4	L

1965
NCAA DISTRICT 3 PLAYOFFS
GASTONIA, NC

Mississippi State	3	6	L
Maryland	7	3	W
Mississippi State	6	2	W
Furman	2	1	W
Furman	7	5	W

COLLEGE WORLD SERIES
OMAHA, NE

Ohio State	1	2	L
Texas	3	2	W
St. Louis	3	5	L

1966
NCAA DISTRICT 3 PLAYOFFS
GASTONIA, NC

Mississippi State	3	4	L
-------------------	---	---	---

East Carolina	6	4	W
Mississippi State	7	0	W
North Carolina	6	5	W
North Carolina	4	6	L

1967
NCAA DISTRICT 3 PLAYOFFS
GASTONIA, NC

Clemson	5	3	W
Auburn	3	13	L
Clemson	4	6	L

1968
NCAA DISTRICT 3 PLAYOFFS
GASTONIA, NC

East Carolina	1	2	L
Auburn	6	1	W
East Carolina	3	2	W
N. Carolina State	15	12	W
N. Carolina State	1	4	L

1970
NCAA DISTRICT 3 PLAYOFFS
GASTONIA, NC

East Carolina	2	0	W
Maryland	10	1	W
Mississippi State	5	4	W

COLLEGE WORLD SERIES
OMAHA, NE

Arizona	4	0	W
Dartmouth	6	0	W
Texas	1	5	L
Ohio	2	0	W
Texas	11	2	W
Southern Cal	1	2	L

1972
NCAA DISTRICT 3 PLAYOFFS
GASTONIA, NC

South Alabama	5	6	L
Richmond	10	5	W
Mississippi	3	8	L

1975
NCAA REGIONAL
STARKVILLE, MI

Miami	1	0	W
LSU	4	2	W
Miami	6	5	W

COLLEGE WORLD SERIES
OMAHA, NE


E. Michigan	1	2	L
Seton Hall	0	11	L

1976
NCAA REGIONAL
TALLAHASSEE, FL

Jacksonville	6	1	W
Auburn	1	2	L
Jacksonville	7	9	L

1978
NCAA REGIONAL
MIAMI, FL

Marshall	0	4	L
Miami	2	7	L



J.D. Drew owns the College World Series career record for home runs.

T h e R e c o r d B o o k

<p style="text-align: center;"><i>1979</i></p> <p style="text-align: center;">NCAA REGIONAL TALLAHASSEE, FL</p> <p>Florida 5 9 L Delaware 6 7 L</p> <p style="text-align: center;"><i>1980</i></p> <p style="text-align: center;">NCAA REGIONAL TALLAHASSEE, FL</p> <p>New Orleans 10 8 W Western Kentucky 19 7 W Western Kentucky 10 5 W</p> <p style="text-align: center;">COLLEGE WORLD SERIES OMAHA, NE</p> <p>Hawaii 6 7 L Arizona 3 5 L</p> <p style="text-align: center;"><i>1981</i></p> <p style="text-align: center;">NCAA REGIONAL MIAMI, FL</p> <p>Florida 5 1 W Minnesota 9 5 W Miami 6 14 L Florida 4 5 L</p> <p style="text-align: center;"><i>1982</i></p> <p style="text-align: center;">NCAA REGIONAL AUSTIN, TX</p> <p>Eastern Michigan 2 7 L Ohio State 8 3 W Oklahoma 5 6 L</p> <p style="text-align: center;"><i>1983</i></p> <p style="text-align: center;">NCAA REGIONAL TALLAHASSEE, FL</p> <p>South Alabama 8 2 W Alabama 5 7 L Miami 5 10 L</p> <p style="text-align: center;"><i>1984</i></p> <p style="text-align: center;">NCAA REGIONAL TALLAHASSEE, FL</p> <p>Stetson 7 10 L East Carolina 4 7 L</p> <p style="text-align: center;"><i>1985</i></p> <p style="text-align: center;">NCAA REGIONAL TALLAHASSEE, FL</p> <p>George Mason 11 0 W Georgia Tech 9 1 W Arkansas 6 7 L Georgia Tech 3 8 L</p> <p style="text-align: center;"><i>1986</i></p> <p style="text-align: center;">NCAA REGIONAL TALLAHASSEE, FL</p> <p>N. Carolina State 10 6 W Texas A & M 12 9 W South Florida 11 7 W</p> <p style="text-align: center;">COLLEGE WORLD SERIES OMAHA, NE</p> <p>Indiana State 5 3 W Miami 7 2 W Arizona 5 9 L Oklahoma State 6 5 W Miami 4 3 W Arizona 2 10 L</p> <p style="text-align: center;"><i>1987</i></p> <p style="text-align: center;">NCAA REGIONAL TALLAHASSEE, FL</p> <p>East Carolina 10 5 W Miami 5 2 W South Alabama 12 3 W South Alabama 3 6 L South Alabama 9 2 W</p> <p style="text-align: center;">COLLEGE WORLD SERIES OMAHA, NE</p> <p>LSU 2 6 L Arizona State 3 0 W Texas 4 6 L</p>	<p style="text-align: center;"><i>1988</i></p> <p style="text-align: center;">NCAA REGIONAL TALLAHASSEE, FL</p> <p>Stetson 10 3 W Tulane 8 6 W Florida 3 9 L Stetson 2 7 L</p> <p style="text-align: center;"><i>1989</i></p> <p style="text-align: center;">NCAA REGIONAL TALLAHASSEE, FL</p> <p>Rider 13 7 W South Florida 8 1 W Auburn 7 6 W Clemson 8 1 W</p> <p style="text-align: center;">COLLEGE WORLD SERIES OMAHA, NE</p> <p>North Carolina 4 2 W Wichita State 4 2 W Wichita State 4 7 L Wichita State 9 12 L</p> <p style="text-align: center;"><i>1990</i></p> <p style="text-align: center;">NCAA REGIONAL STARKVILLE, MS</p> <p>Lafayette 7 2 W Central Michigan 4 2 W Mississippi State 8 11 L Illinois 6 4 W Mississippi State 11 9 W Mississippi State 3 4 L</p> <p style="text-align: center;"><i>1991</i></p> <p style="text-align: center;">NCAA REGIONAL TALLAHASSEE, FL</p> <p>Coastal Carolina 6 0 W Fla. International 6 3 W Alabama 5 2 W Alabama 6 5 W</p> <p style="text-align: center;">COLLEGE WORLD SERIES OMAHA, NE</p> <p>Fresno State 3 6 L Florida 0 5 L</p> <p style="text-align: center;"><i>1992</i></p> <p style="text-align: center;">NCAA REGIONAL TALLAHASSEE, FL</p> <p>Western Carolina 0 1 L Stetson 2 0 W Kent 4 2 W Stanford 9 4 W Western Carolina 4 3 W Western Carolina 18 3 W</p>	<p style="text-align: center;">COLLEGE WORLD SERIES OMAHA, NE</p> <p>Cal. State-Fullerton 2 7 L California 5 4 W Cal. State-Fullerton 0 6 L</p> <p style="text-align: center;"><i>1993</i></p> <p style="text-align: center;">NCAA REGIONAL TALLAHASSEE, FL</p> <p>South Florida 4 2 W Notre Dame 4 3 W Long Beach State 1 4 L Notre Dame 3 4 L</p> <p style="text-align: center;"><i>1994</i></p> <p style="text-align: center;">NCAA REGIONAL TALLAHASSEE, FL</p> <p>Central Michigan 8 6 W Jacksonville 5 1 W Jacksonville 5 1 W Brigham Young 7 1 W</p> <p style="text-align: center;">COLLEGE WORLD SERIES OMAHA, NE</p> <p>LSU 6 3 W Georgia Tech 4 12 L Cal. State-Fullerton 3 10 L</p> <p style="text-align: center;"><i>1995</i></p> <p style="text-align: center;">NCAA REGIONAL TALLAHASSEE, FL</p> <p>Troy State 18 3 W South Alabama 7 2 W Old Dominion 7 2 W Mississippi 13 1 W</p> <p style="text-align: center;">COLLEGE WORLD SERIES OMAHA, NE</p> <p>Oklahoma 3 2 W Miami 2 4 L Southern Cal 11 16 L</p> <p style="text-align: center;"><i>1996</i></p> <p style="text-align: center;">WEST REGIONAL STANFORD, CA</p> <p>NE Illinois W 16 0 UC-Santa Barbara W 10 1 Stanford W 5 4 Cal State-Northridge W 9 2</p> <p style="text-align: center;">COLLEGE WORLD SERIES OMAHA, NE</p> <p>Florida L 2 5 Wichita State W 8 4 Florida L 3 6</p>
---	--	--

FSU IN THE COLLEGE WORLD SERIES

All-Time CWS Record 19-30
 Appearances 15
 First Appearance 1957
 Last Appearance 1996
 Top Finish Second (1986, 1970)
 CWS Appearances 1957, 62, 63,
 65, 70, 75, 80, 86, 87, 89, 91, 92, 94, 95, 96
 Consecutive Appearances 3 (1994-96)

FSU IN THE NCAA PLAYOFFS

All-Time Record (Regional/District 3) 83-44
 Appearances 34
 First Appearance 1956
 Last Appearance 1996
 Consecutive Appearances 19 (1978-96)

ALL-TIME COACHING RECORDS

Charlie Armstrong
(1948-51)

YEAR	W-L-T	PCT.
1948	9-8-0	.529
1949	11-8-0	.579
1950	13-7-0	.650
1951	16-6-0	.727
TOTALS	49-29-0	.628



Charlie Armstrong

Fred Hatfield
(1964-68)

1964	23-13-0	.639
1965	32-11-1	.739
1966	39-13-0	.750
1967	32-14-0	.696
1968	35- 6-0	.854
TOTALS	161-57-1	.737

Ralph Matherly
(1952-54)

YEAR	W-L-T	PCT.
1952	17- 4-0	.810
1953	13-10-1	.563
1954	13- 8-0	.619
TOTALS	43-22-1	.659



Ralph Matherly

Jack Stallings
(1969-74)

1969	38-13-1	.726
1970	49- 9-1	.839
1971	41-16-0	.719
1972	45-23-0	.662
1973	38-21-0	.644
1974	37-25-0	.597
TOTALS	248-107-2	.697



Danny Litwhiler

Danny Litwhiler
(1955-63)

1955	17- 6-0	.739
1956	25- 7-0	.781
1957	22- 9-0	.710
1958	20- 7-0	.741
1959	22-11-0	.667
1960	13- 9-0	.591
1961	21- 7-0	.750
1962	23-14-0	.622
1963	26-13-0	.667
TOTALS	189-82-0	.697



Fred Hatfield

Woody Woodward
(1975-78)

1975	49-10-0	.831
1976	40-16-0	.714
1977	37-13-0	.740
1978	44-18-0	.710
TOTALS	170-57-0	.7488



Jack Stallings

Dick Howser
(1979)

1979	43-17-1	.713
------	---------	------



Woody Woodward

Mike Martin
(1980-Present)

1980	51-12-0	.810
1981	56-23-0	.709
1982	56-17-1	.764
1983	55-18-1	.750
1984	55-29-0	.655
1985	59-23-0	.720
1986	61-13-0	.824
1987	55-18-0	.753
1988	50-18-1	.714
1989	54-18-0	.750
1990	57-15-0	.792
1991	57-14-0	.803
1992	49-21-0	.700
1993	46-19-0	.708
1994	53-22-0	.707
1995	53-16-0	.768
1996	52-17-0	.754
TOTALS	919-313-3	.745



Dick Howser




Mike Martin

FLORIDA STATE & TEAM USA


OVER THE PAST SEVERAL YEARS, FLORIDA STATE PLAYERS HAVE BECOME REGULARS ON TEAM USA ROSTERS. TEN RECENT SEMINOLES HAVE REPRESENTED THE UNITED STATES AND FLORIDA STATE UNIVERSITY ALL OVER THE GLOBE. IN 1996, J.D. DREW WAS AN OLYMPIC TEAM FINALIST AND TOURED WITH THE TEAM BEFORE THE 1996 ATLANTA GAMES BEGAN.




PEDRO GRIFOL
C — 1989




RICKY KIMBALL
RHP — 1990




CHRIS ROBERTS
OF/LHP — 1991




TIM DAVIS
LHP — 1992



MIKE MARTIN
C — 1993




PAUL WILSON
RHP — 1993




JONATHAN
JOHNSON
RHP — 1994



DOUG
MIENTKIEWICZ
1B — 1994



PHIL OLSON
RHP — 1994



J.D. DREW
OF — 1996


SEMINOLES IN THE PROS

Florida State's pipeline to professional baseball continues its steady flow every year. The Seminoles annually send the top talent to professional clubs via the major league draft.

In fact, in the 1990s alone, 40 former Seminoles have signed professional contracts, 11 of which were in the top five rounds. Nineteen FSU alumni have played in the major leagues during the current decade.

Overall, 153 Florida State players signed professional contracts since the major league draft was instituted in 1966. Twelve Seminoles have been chosen in the first round, including seven in the 1990s.

In just 50 years of FSU baseball, 36 former Seminoles have ascended to play with major league teams while others, like Woody Woodward and the late Dick Howser, have become successful coaches and administrators on the ma-



The New York Mets' Paul Wilson was the first pick of the 1994 draft.

gor, minor and collegiate levels.

Paul Wilson, the first pick of the 1994 draft, became the latest FSU major leaguer as he broke into the bigs last season with the New York Mets. Wilson posted a 5-12 record and 5.38 ERA on the year.

There are nine current Seminoles in the majors including first baseman Paul Sorrento, who hit 23 home runs and drove in 93 RBI for the Seattle Mariners. Second baseman Luis Alicea enjoyed a successful season with the St. Louis Cardinals as he knocked in 42 runs and contributed 26

1996 Seminoles in the Major League Draft

Jeremy Morris* 9th Kansas City
Adam Faurot 38th Milwaukee
Mike Davis 51st New York Mets
Scooby Morgan free agent Boston

*Did not sign



Former Seminole Terry Kennedy spent 14 seasons in the major leagues.

doubles. Jody Reed continued his success with the San Diego Padres as he batted .244 with 49 RBI. Eduardo Perez also saw action with his new team, the Cincinnati Reds.

John Wasdin posted an 8-7 record for the Oakland A's, while Tim Davis went 2-2 as a Seattle Mariner. Richie Lewis struck out 78 batters and earned a 4-6 mark for the Detroit Tigers.

Florida State players enter the draft well-prepared and make quick ascents to the major leagues. Pitcher Mike Loynd and Alicea are prime examples of that coaching and preparation. Loynd pitched in his first game as a Texas Ranger in 1986, just six weeks after coming out of Florida State as the Golden Spikes Award winner. Alicea was the second player to reach the majors out of the draft in 1986, as the St. Louis Cardinals' second baseman in 1988.

Following is a year-by-year listing of Seminoles who signed professional contracts out of Florida State and the teams with which they signed.

T h e R e c o r d B o o k

<p style="text-align: center;">—1996—</p> <p>Adam Fautot Milwaukee Mike Davis New York (NL)</p>	<p>Chris Pollack Montreal Steve Taddeo New York (AL) John Wanish Los Angeles</p>	<p style="text-align: center;">—1976—</p> <p>Craig Eaton Kansas City Jeff Hardy Chicago (AL) Bob Mayer Cincinnati</p>
<p style="text-align: center;">—1995—</p> <p>Jonathan Johnson Texas David Yocum Los Angeles Doug Mientkiewicz Minnesota Mike Martin, Jr. San Diego Mickey Lopez Milwaukee Charlie Cruz Atlanta Mike Bell Montreal Phil Olson New York (NL) Randy Hodges Atlanta</p>	<p style="text-align: center;">—1986—</p> <p>Eric Mangham Los Angeles Paul Sorrento California Luis Alicea St. Louis Bien Figueroa St. Louis Doug Little Chicago (AL) Mike Loynd Texas</p>	<p style="text-align: center;">—1975—</p> <p>Jim Busby Pittsburgh Randy Davidson Cincinnati Danny O'Brien St. Louis Larry Rothschild Cincinnati Steve Tebbetts Cincinnati</p>
<p style="text-align: center;">—1994—</p> <p>Paul Wilson New York (NL) Link Jarrett Colorado Colby Weaver Atlanta Jack Niles New York (NL)</p>	<p style="text-align: center;">—1985—</p> <p>Frank Fazzini Milwaukee Kevin Smith Houston Steve Gelmine Houston</p>	<p style="text-align: center;">—1974—</p> <p>Ron Herring Montreal Marty Maier Kansas City</p>
<p style="text-align: center;">—1993—</p> <p>John Wasdin Oakland Mike Schmitz New York (AL) Bryan Harris California John Nedeau California Jeff Tam New York (NL)</p>	<p style="text-align: center;">—1984—</p> <p>Jody Reed Boston Jeff Gray Philadelphia Doug Treadway Los Angeles</p>	<p style="text-align: center;">—1973—</p> <p>John Librandi Pittsburgh Rick Colzie Cincinnati Roger Smith California Rick Snyder Minnesota Rick Langford Kansas City</p>
<p style="text-align: center;">—1992—</p> <p>Chris Roberts New York (NL) Kenny Felder Milwaukee Roger Bailey Colorado Tim Davis Seattle Chris Brock Atlanta Nandy Serrano California Jim Rushworth Montreal</p>	<p style="text-align: center;">—1983—</p> <p>Bruce Tanner Chicago (AL) David Smalley New York (AL) Mike Yastrzemski Atlanta Tony Blazucci Pittsburgh Mark Barineau Cleveland</p>	<p style="text-align: center;">—1972—</p> <p>Dave Nichols Minnesota Dan Roatche Boston Herb Sykes St. Louis</p>
<p style="text-align: center;">—1991—</p> <p>Garrett Blanton St. Louis Pedro Grifol Minnesota Ricky Kimball Oakland Jimmy Lewis Houston Eduardo Perez California Kenny Robinson Toronto</p>	<p style="text-align: center;">—1982—</p> <p>Jeff Ledbetter Boston Chris Cawthon Cleveland Jay Keeler Cleveland Tim Phillips Toronto Jamey Shoupe Houston Allen Swindle Cincinnati</p>	<p style="text-align: center;">—1971—</p> <p>Ron Cash Detroit Al Cleveland Detroit Greg Gromek Detroit Mike Leber Boston Harry Saferight Philadelphia Mac Scarce Philadelphia</p>
<p style="text-align: center;">—1990—</p> <p>Rob Bargas Montreal* Mike Brady Los Angeles Matt Dunbar New York (AL) Gar Finnfold Boston Brad Gregory California* Gary Painter Boston Marc Ronan St. Louis</p>	<p style="text-align: center;">—1981—</p> <p>Mike Fuentes Montreal Clem Freeman Cincinnati Rick Hatcher Atlanta Joe Licata New York (AL) Ed Schneider Toronto</p>	<p style="text-align: center;">—1970—</p> <p>Gene Ammann Milwaukee John Grubb San Diego Tom Henson Cincinnati Dick Nichols Boston Mike Slade Texas Pat Osburn Cincinnati</p>
<p style="text-align: center;">—1989—</p> <p>Clyde Keller St. Louis Tim Nedin Minnesota</p>	<p style="text-align: center;">—1980—</p> <p>Ken Smith New York (AL) Jim Weaver Minnesota</p>	<p style="text-align: center;">—1969—</p> <p>Mike Easom Montreal Jim Gurzynski Los Angeles Chuck Hines Pittsburgh Jeff Hogan Detroit George Lott Montreal Dave Moates Texas Craig Skok Boston Dick Gold Chicago (AL) Chuck Cone San Diego</p>
<p style="text-align: center;">—1988—</p> <p>Edwin Alicea Atlanta Barry Blackwell Cleveland Rod Byerly Pittsburgh Bret Davis Montreal Jerry Nielsen New York (AL) Deion Sanders New York (AL)</p>	<p style="text-align: center;">—1979—</p> <p>Craig Patterson Kansas City Joe Nichols Montreal Rick Holloway Oakland</p>	<p style="text-align: center;">—1968—</p> <p>Tom Cook Oakland Steve Mastin Oakland Wayne Vincent Seattle LaDon Boyd Oakland</p>
<p style="text-align: center;">—1987—</p> <p>Rafael Bournigal Los Angeles Ed Fulton St. Louis Richie Lewis Montreal Jose Marzan Minnesota</p>	<p style="text-align: center;">—1978—</p> <p>Blane McDonald Atlanta Mark Gilbert Chicago (AL) Brooks Carey Baltimore Bob Benda Detroit</p>	<p style="text-align: center;">—1966—</p> <p>Jim Lytle New York (AL) Gary Sprague Cleveland Eddie Howell Kansas City Dick Fernandez Kansas City Randy Brown California Pete Sarron Cleveland Mike Martin New York (NL) Maury Hopkins New York (NL)</p>
<p style="font-size: small;">*Drafted by independent minor league team first, then picked up by team listed.</p>		

FLORIDA STATE MAJOR LEAGUERS

PLAYER	YEAR DRAFTED	MAJOR LEAGUE TEAM(S)/TENURE
Dick Howser	pre-draft	Kansas City A's 1961-63; Cleveland 1963-66; New York (AL) 1967-68
Ken Suarez	pre-draft	Kansas City A's 1966-67; Cleveland 1968-69, 71; Texas 1972-73
Woody Woodward	pre-draft	Milwaukee Braves 1963-65; Atlanta Braves 1966-68; Cincinnati 1968-71
Jim Lyttle	1966	New York (AL) 1969-71; Chicago (AL) 1972; Montreal 1973-76; Los Angeles 1976
Dave Moates	1969	Texas 1974-76
John Grubb	1970	San Diego 1972-76; Cleveland 1977-78; Texas 1978-82; Detroit 1983-87
Pat Osburn	1970	Cincinnati 1974; Milwaukee 1975
Ron Cash	1971	Detroit 1973-74
Mac Scarce	1971	Philadelphia 1972-74; New York (NL) 1975; Minnesota 1978
Rick Langford	1973	Oakland 1977-86
Larry Rothschild	1975	Detroit 1981-82
Juan Bonilla	1977	San Diego 1981-83; New York (AL) 1985; Baltimore 1986; New York (AL) 1987
Terry Kennedy	1977	St. Louis 1978-80; San Diego 1981-86; Baltimore 1987-88; San Francisco 1989-91
Carlos Lezcano	1977	Chicago (NL) 1980-81
Mark Gilbert	1978	Chicago (AL) 1985
Jim Weaver	1980	California 1987-88
Mike Fuentes	1981	Montreal 1983-84
Bruce Tanner	1983	Chicago (AL) 1985
Jeff Gray	1984	Boston 1989-91
Jody Reed	1984	Boston 1988-92, Los Angeles 1993, Milwaukee 1994, San Diego 1995-96
Paul Sorrento	1986	Minnesota 1989-91, Cleveland 1992-95, Seattle 1996
Luis Alicea	1986	St. Louis 1988, 91-94, Boston 1995, St. Louis 1996
Mike Loynd	1986	Texas 1986-87
Bien Figueroa	1986	St. Louis 1992
Richie Lewis	1987	Baltimore 1992, Florida 1993-95, Detroit 1996
Rafael Bournigal	1987	Los Angeles 1992-94
Deion Sanders	1988	New York (AL) 1989-90; Atlanta 1991-94, Cincinnati 1995, San Francisco 1995
Jerry Nielsen	1988	New York (AL) 1992
Gar Finnvold	1990	Boston 1994
Marc Ronan	1990	St. Louis 1993
Matt Dunbar	1990	Florida 1995
John Wasdin	1993	Oakland 1995-96
Eduardo Perez	1991	California 1993-94, Cincinnati 1996
Tim Davis	1992	Seattle 1994-96
Roger Bailey	1992	Colorado 1995-96
Paul Wilson	1994	New York (NL) 1996

FSU'S FIRST ROUND DRAFT CHOICES

PLAYER, POSITION	YEAR DRAFTED	TEAM
Jim Lyttle, OF	1966	New York (AL)
Tom Cook, C	1968	Oakland
Terry Kennedy, C	1977	St. Louis
Jeff Ledbetter, OF	1982	Boston
Luis Alicea, 2B	1986	St. Louis
Eduardo Perez, 1B/OF	1991	California
Chris Roberts, P/OF	1992	New York (NL)
Kenny Felder, OF	1992	Milwaukee
John Wasdin, P	1993	Oakland
Paul Wilson, P	1994	New York (NL)
Jonathan Johnson, P	1995	Texas
David Yocum, P	1995	Los Angeles

50 YEARS OF FSU BASEBALL


- 49 Winning Seasons
- 15 College World Series Appearances
- 34 NCAA Regional or District Appearances
- 19 Consecutive Appearances in NCAA Regionals
- 13 Conference Championships
- 15 50-Win Seasons
- 36 Seminoles in the Major Leagues
- 153 Major League Draft Picks
- 12 First-Round Draft Picks
- 57 All-Americans
- 2 Golden Spikes Award Winners



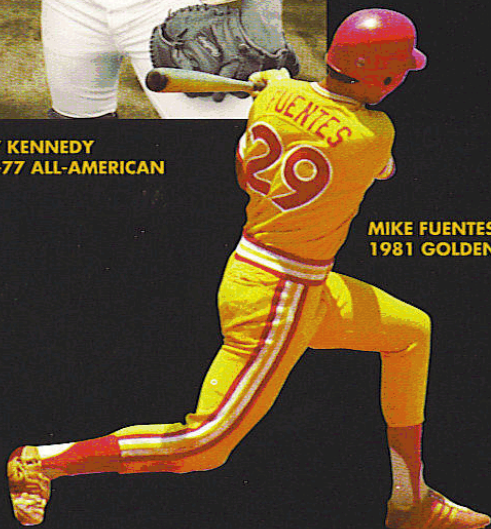
MIKE LOYND
1986 GOLDEN SPIKES AWARD



PAUL WILSON
1994 ALL-AMERICAN



TERRY KENNEDY
1976-77 ALL-AMERICAN



MIKE FUENTES
1981 GOLDEN SPIKES AWARD




WOODY WOODWARD
1963 ALL-AMERICAN
1975-78 FSU HEAD COACH




LUIS ALICEA
1985-86 ALL-AMERICAN

FLORIDA STATE BASEBALL




GARNET & GOLDEN




PAUL SORRENTO
1986 ALL-AMERICAN



DICK HOWSER
1957-58 ALL-AMERICAN
1979 FSU HEAD COACH



JEREMY SALAZAR



MATT WOODWARD