

# '98 REVIEW

## **INSIDE:**

- **1998 Year In Review**
- **Honor Roll**
- **Statistics**
- **The Last Time It Happened**
- **Highs & Lows**
- **Results**
- **Game-By-Game Recaps**
- **ACC Statistics**

# 1998 YEAR IN REVIEW: SOMETHING TO PROVE

**T**HE FLORIDA STATE BASEBALL PROGRAM HAD SOME THING TO PROVE IN 1998. COACH MIKE MARTIN LOOKED AT HIS TEAM AND DID NOT SEE J.D. DREW, JEREMY MORRIS OR RANDY CHOATE. HE GLANCED DOWN THE ROSTER AND SAW A PITCHING STAFF WITHOUT A SINGLE SENIOR AND WITHOUT A GROUP OF HITTERS THAT ACCOUNTED FOR 69 HOME RUNS AND 328 RBI THE PREVIOUS SEASON.

Sure, there was talent but almost every bit of it was inexperienced and unproven. FSU's schedule was also full of road games and Top 25 teams which did not improve the Seminoles' season outlook. Coaches, fans and media members all had their doubts about the success of the squad — a team

that barely cracked *Baseball America's* preseason poll with its No. 25 ranking. The season did not look promising.

The season opening weekend did little to pacify the preseason doubts as the Seminoles lost their first season opener since 1981 to lightly regarded Notre Dame, 10-1, in Orlando. FSU split the rest of the weekend with a win over Ohio State, with the help of a Brian Cox grand slam, and a loss to Tennessee. Mike Martin's Seminoles had their work cut out for them with a 10-day road trip to Arizona State and Hawaii looming.

It was time to find out was this team was made of. A few defensive changes, a team meeting and a long road trip helped turn what could have been a disappointing season into one of the most satisfying of Martin's career. FSU swept No. 6 Arizona State convincingly, a confidence booster that was surely needed, and traveled over the Pacific Ocean to split six games in Hawaii.

Once the Seminoles started their home schedule, they rolled. They won 23 of their next 26 games and were starting to earn respect as a national contender once again. Righthander Chris Chavez contributed the Seminoles first no-hitter since 1989, a 13-0 win over Charleston Southern, during the run. FSU dropped a home series to Miami but rebounded to defeat Jacksonville, 4-3, on April 8th, for one of the most anticipated events of the season — Mike Martin's 1,000th victory. Martin became the second fastest coach in Division I baseball to reach this plateau.


The Seminoles went on to win series over ACC rivals North Carolina and Georgia Tech before traveling to Miami to avenge the first series of the season. FSU took two of three games from the Hurricanes, the first time Miami had lost a home series since 1995. FSU swept Virginia for three games in Charlottesville as they tuned up for the ACC Tournament in Durham, N.C.

Florida State rattled off four more wins at the ACC Tournament to advance to the finals to face a Wake Forest team that the Seminoles had defeated four times during the season. However, FSU's luck ran out as the team dropped the next two games to the Demon Deacons to surrender the championship.

The Seminoles' season was far from over despite the ACC Tournament setback as the squad got ready to host the NCAA Atlantic II Regional to make a bid for Omaha. Florida State breezed through the regional with run after run after run to sweep Liberty, Delaware, Oklahoma and Auburn. The Seminoles outscored opponents 76 to 25 while batting .449 as a team and belting 18 home runs as Florida State powered its way to their 16th trip to the College World Series. FSU also set a new NCAA Regional record as the squad scored 19.0 runs per game in four contests.

Freshman Matt Diaz led the charge as he batted .750 with seven home runs and 19

RBI, including an FSU and NCAA Regional record-tying four home runs versus Oklahoma in the 23-2 win. Diaz earned NCAA Regional



Chris Chavez


Tournament MVP for his outstanding efforts. Brian Cox (.682, 4 HR, 15 RBI), Jose Zabala (.524, 2 HR, 9 RBI) and Wes Crawford (1-0, 1.29 ERA) also garnered NCAA Regional All-Tournament honors.

Florida State was making its 10th appearance in Omaha under Mike Martin's tenure despite the preseason doubts. The Seminoles had made no excuses for their inexperience, but rather used the doubts as motivation to once again attain their ultimate goal.

The Seminoles were matched up with Arizona State in the first game of the College World Series — a team they had defeated twice earlier in the season. Florida State was not so lucky this time as the Sun Devils pulled out a 11-10 win. FSU went on to play Long Beach State in an elimination game two days later, but lost 7-4 to end the amazing season. ●

## NOTING THE '98 SEMINOLES

- With a 53-20 record (18-4 ACC), the 1998 Seminoles reached the 50-win plateau for the 18th time in school history. FSU's schedule was one of the most difficult under Martin, as the Seminoles played 34 games against ranked opponents. Florida State posted a 21-13 record against ranked foes, including 15 games against Top 10 opponents.
- Including trips to Omaha and Hawaii, the Seminoles traveled a total of 15,547 miles during the 1998 season.
- Freshman rightfielder Matt Diaz accomplished feats that no other freshman did in FSU history. Diaz' hit 22 home runs in his rookie season — five more than the old freshman record of 17 held by J.D. Drew (1995), Paul Sorrento (1984) and Frank Fazzini (1983).
- Florida State led the nation with 92 double plays, just missing the school single-season record. The 1984 Seminoles turned 95 double plays in 84 games.
- Mike Martin was honored by his peers as the 1998 Atlantic Coast Conference Coach of the Year after leading his team to the regular season league title and finals of the ACC Tournament. Martin also won the award in 1996.
- Florida State had four players selected in the 1998 Major League Draft. RHP Scott Proctor was FSU's highest draftee as he was chosen in the fifth round by the Los Angeles Dodgers. Catcher Jeremy Salazar was picked in the 19th round by the Philadelphia Phillies, first baseman Matt Woodward was selected in the 24th round by Seattle and centerfielder Brian Cox was taken in the 26th round by Atlanta. In addition, second baseman Brooks Badeaux signed a free agent contract with the Tampa Bay Devil Rays.
- The Seminoles had eight players who recorded a 3.0 GPA or better during the semester, including Matt Woodward who knotted a perfect 4.0 GPA. Other Seminoles who hit the books hard were: Brooks Badeaux, Matt Diaz, Zach Diaz, Mike DiBlasi, Terry Henderson, David Kelly and Mike Smalley.



Brian Cox



Jeremy Salazar

# 1998 HONOR ROLL

## CHRIS CHAVEZ, RHP

*The Sporting News & Collegiate Baseball* National Player of the Week (2/18)  
ACC Pitcher of the Week (2/18)

## BRIAN COX, CF

1st Team ABCA All-American  
NCBWA Super Team (2nd Team)  
1st Team All-ACC  
1st Team ABCA All-Atlantic Region Team  
NCAA Atlantic II Regional All-Tournament Team  
ACC All-Tournament Team  
ACC Player of the Week (3/31, 5/4, 5/11)

## WES CRAWFORD, LHP

3rd Team *The Sporting News* All-American  
NCAA Atlantic II Regional All-Tournament Team  
ACC Pitcher of the Week (2/15)

## MATT DIAZ, RF

*The Sporting News* Freshman of the Year  
NCAA Atlantic II Regional MVP  
*Baseball America* Freshman All-American  
*Collegiate Baseball* Freshman All-American  
*The Sporting News* 1st Team Freshman All-American  
*The Sporting News* 3rd Team All-American  
NCBWA Super Team (3rd Team)  
2nd Team All-ACC  
ACC All-Tournament Team  
*Collegiate Baseball* National Player of the Week (5/25)

## BRETT GROVES, SS

*Collegiate Baseball* Freshman All-American honorable mention

## TERRY HENDERSON, DH

ACC Player of the Week (3/15)

## JON McDONALD, RHP

*Collegiate Baseball* Freshman All-American  
*The Sporting News* 1st Team Freshman All-American

*Baseball America* 2nd Team Freshman All-American  
2nd Team All-ACC  
ACC Pitcher of the Week (4/20)

## JEREMY SALAZAR, C


NCBWA Super Team (1st Team)  
*The Sporting News* 2nd Team All-American  
*Collegiate Baseball* 3rd Team All-American  
NCBWA Player of the Year Semifinalist  
1st Team All-ACC  
NCAA Atlantic II Regional All-Tournament Team  
ACC All-Tournament Team  
ACC Player of the Week (3/24)

## NICK STOCKS, RHP

*Baseball America* Freshman All-American  
*The Sporting News* 2nd Team Freshman All-American  
*Collegiate Baseball* Freshman All-American honorable mention  
ACC Pitcher of the Week (4/27)

## JOSE ZABALA, 3B

NCAA Atlantic II Regional All-Tournament Team



Jose Zabala

# 1998 STATISTICS: ALL GAMES

RECORD: 53-20-0 HOME 26-6-0 AWAY: 20-9-0 NEUTRAL: 7-5-0

## BATTING

NAME	AVG	GP-GS	AB	R	H	2B	3B	HR	RBI	TB	SLG%	BB	HBP	SOGDP	OB%	SF	SH	SB-SBA	PO	A	E	FLD%	
Cox, Brian	.393	72-72	285	88	112	27	1	18	87	195	.684	40	3	39	7	.467	4	1	27-30	130	4	2	.985
Diaz, Matt	.390	72-72	269	67	105	17	2	22	84	192	.714	18	8	61	7	.440	3	2	11-15	116	3	3	.975
Zabala, Jose	.338	73-73	260	92	88	17	0	3	39	114	.438	67	14	37	8	.491	3	14	14-21	52	176	19	.923
Salazar, Jeremy	.337	71-69	258	69	87	19	0	19	91	163	.632	32	7	56	6	.416	6	2	2-6	457	56	11	.979
Jernigan, Karl	.308	60-55	211	43	65	13	1	5	42	95	.450	19	9	47	5	.384	3	2	11-19	59	6	1	.985
Cash, Kevin	.296	71-70	233	54	69	15	4	7	48	113	.485	33	9	61	9	.395	6	1	1-1	407	36	8	.982
Klosterman, Jeremiah	.291	40-5	55	7	16	4	0	2	14	26	.473	6	1	11	0	.371	0	0	0-0	95	5	3	.971
Henderson, Terry	.286	61-41	147	40	42	7	4	4	40	69	.469	29	11	25	6	.434	2	1	1-2	12	0	0	1.000
Groves, Brett	.258	73-73	252	49	65	19	2	2	42	94	.373	31	11	47	9	.360	3	7	10-12	111	220	24	.932
Woodward, Matt	.237	59-27	114	18	27	5	0	0	13	32	.281	16	4	22	1	.351	0	2	0-0	297	21	3	.991
Badeaux, Brooks	.236	73-73	288	72	68	12	3	0	36	86	.299	68	2	49	9	.380	5	4	11-12	113	261	13	.966
Mayfield, Henry	.234	38-4	47	9	11	2	0	0	7	13	.277	15	1	12	0	.429	0	0	2-3	0	0	0	.000
Otero, George	.217	47-21	83	21	18	3	2	2	12	31	.373	17	2	22	1	.359	1	0	3-4	23	0	0	1.000
— OTHERS —																							
Byrd, Clint	.250	11-0	4	0	1	0	0	0	1	1	.250	0	0	2	0	.250	0	0	0-0	2	0	0	1.000
McCorkel, Shawn	.188	12-2	16	4	3	0	0	1	1	6	.375	1	2	4	0	.316	0	0	1-2	9	0	1	.900
Heath, Eric	.133	17-0	15	2	2	0	0	0	3	2	.133	2	0	4	0	.222	1	0	0-1	4	0	0	1.000
Chavez, Chris	.000	7-3	1	1	0	0	0	0	0	0	.000	1	0	0	0	.500	0	0	0-0	3	13	2	.889
Stocks, Nick	.000	8-7	1	0	0	0	0	0	0	0	.000	0	0	0	0	.000	0	0	0-0	6	3	0	1.000
Diaz, Zach	.000	19-0	1	0	0	0	0	0	0	0	.000	0	0	1	0	.000	0	0	0-0	1	9	3	.769
Totals	.307	73-73	2540	638	779	160	19	85	560	1232	.485	395	84	500	68	.412	37	36	94-128	1941	897	100	.966
Opponents	.250	73-73	2423	337	605	99	7	60	297	898	.371	330	53	557	83	.349	21	35	47-76	1879	820	148	.948

LOB - Team (575), Opp (587). DPs turned - Team (93), Opp (82). TPs turned - Team (0), Opp (1). CI - Team (3), Salazar 2, Klosterman 1. IBB - Team (2), Salazar 1, Henderson 1, Opp (16). Picked off - Badeaux 4, Salazar 2, Groves 2, Jernigan 2, Cash 2, Zabala 1, Klosterman 1, Woodward 1.

## PITCHING

(All games Sorted by Earned run avg)

NAME	ERA	W-L	APP	GS	CG	SHO/CBO	SV	IP	H	R	ER	BB	SO	2B	3B	HR	BF	B/AVG	WP	HBP	BK	SF	SHA
DiBlasi, Mike	1.14	2-1	25	0	0	0/2	4	31.2	20	7	4	19	38	3	0	0	134	.182	4	2	0	2	1
Stocks, Nick	2.35	7-2	17	11	1	0/1	0	.2	65	30	20	54	81	14	0	3	345	.235	5	8	0	2	4
Bentley, John	2.96	7-2	16	11	0	0/2	1	70.0	71	32	23	11	38	14	1	5	288	.264	3	4	2	2	2
Ginn, Chris	3.16	2-2	18	5	1	1/0	1	37.0	31	15	13	21	37	4	0	4	164	.231	2	7	0	1	1
Crawford, Wes	3.38	9-3	18	18	2	1/0	0	122.2	117	56	46	48	82	15	2	8	534	.251	7	8	2	4	7
Proctor, Scott	3.49	3-1	27	1	0	0/2	7	38.2	28	19	15	24	45	5	0	4	166	.201	5	1	0	0	2
Diaz, Zach	4.13	4-0	27	0	0	0/1	0	48.0	51	29	22	17	37	8	0	7	215	.280	3	2	0	5	8
McDonald, Jon	4.56	10-4	19	15	1	0/0	0	104.2	91	61	53	52	101	15	2	13	460	.234	8	10	4	2	6
Chavez, Chris	4.89	8-4	18	12	2	1/2	1	84.2	92	52	46	47	65	14	2	9	386	.281	4	7	0	3	2
— OTHERS —																							
Hubbard, Jason	0.00	0-0	2	0	0	0/0	0	2.0	1	0	0	0	3	0	0	0	7	.167	0	1	0	0	0
Kelly, David	7.90	0-0	19	0	0	0/3	0	13.2	12	14	12	15	10	4	0	2	68	.231	4	1	0	0	0
Smalley, Mike	9.35	1-1	16	0	0	0/2	0	17.1	26	22	18	22	20	3	0	5	98	.361	2	2	0	0	2
Totals	3.78	53-20	73	73	7	7/4	14	647.0	605	337	272	330	557	99	7	60	2865	.250	47	53	8	21	35
Opponents	7.44	20-53	73	73	5	0/0	9	626.1	779	638	518	395	500	160	19	85	3092	.307	75	84	9	37	36

PB - Team (8), Salazar 7, Klosterman 1, Opp (17). Pickoffs - Team (5), Smalley 1, McDonald 1, Bentley 1, Ginn 1, Diaz, Z. 1, Opp (8). SB/SBA - Salazar (46-69), McDonald (12-17), Crawford (9-17), Chavez (10-13), Stocks (5-9), Bentley (4-7), Proctor (2-4), DiBlasi (1-3), Diaz, Z. (2-3), Ginn (1-2), Klosterman (1-2), Smalley (1-1).

# FIELDING

NAME	C	PO	A	E	FLD%	DPS	SBA	CSB	SBA%	PB	CI
Otero, George	23	23	0	0	1.000	0	0	0	—	0	0
McDonald, Jon	20	7	13	0	1.000	1	12	5	.706	0	0
Henderson, Terry	12	12	0	0	1.000	0	0	0	—	0	0
Kelly, David	10	4	6	0	1.000	1	0	0	—	0	0
Stocks, Nick	9	6	3	0	1.000	0	5	4	.556	0	0
Smalley, Mike	5	0	5	0	1.000	1	1	0	1.000	0	0
Heath, Eric	4	4	0	0	1.000	1	0	0	—	0	0
DiBlasi, Mike	3	2	1	0	1.000	0	1	2	.333	0	0
Byrd, Clint	2	2	0	0	1.000	0	0	0	—	0	0
Hubbard, Jason	1	0	1	0	1.000	0	0	0	—	0	0
Woodward, Matt	321	297	2	13	.991	40	0	0	—	0	0
Cox, Brian	136	130	4	2	.985	0	0	0	—	0	0
Jernigan, Karl	66	59	6	1	.985	1	0	0	—	0	0
Cash, Kevin	451	407	36	8	.982	51	0	0	—	0	0
Salazar, Jeremy	524	457	56	11	.979	2	46	23	.667	7	2
Diaz, Matt	122	116	3	3	.975	0	0	0	—	0	0
Klosterman, Jeremiah	103	95	5	3	.971	0	1	1	.500	1	1
Badeaux, Brooks	387	113	261	13	.966	74	0	0	—	0	0
Bentley, John	23	8	14	1	.957	1	4	3	.571	0	0
Ginn, Chris	15	4	10	1	.933	1	1	1	.500	0	0
Groves, Brett	355	111	220	24	.932	59	0	0	—	0	0
Crawford, Wes	44	15	26	3	.932	2	9	8	.529	0	0
Zabala, Jose	247	52	176	19	.923	21	0	0	—	0	0
McCorkel, Shawn	10	9	0	1	.900	0	0	0	—	0	0
Chavez, Chris	18	3	13	2	.889	1	10	3	.769	0	0
Proctor, Scott	14	4	8	2	.857	1	2	2	.500	0	0
Diaz, Zach	13	1	9	3	.769	0	2	1	.667	0	0
Mayfield, Henry	0	0	0	0	.000	0	0	0	—	0	0
Totals	2938	1941	897	100	.966	93	47	29	.618	8	3
Opponents	2847	1879	820	148	.948	82	94	34	.734	17	0

54 UNIVERSITY OF FLORIDA STATE

# INNING-BY-INNING SUMMARY

	1	2	3	4	5	6	7	8	9	EX	TOTAL
Florida State	79	50	84	73	97	59	84	86	23	3	638
Opponents	27	23	26	51	48	34	40	45	35	8	337

# WIN-LOSS SUMMARY

	W	L	T	PCT
Total	53	20	0	.726
Conference	18	4	0	.818
Non-Conf	35	16	0	.686
Home	26	6	0	.813
Away	20	9	0	.690
Neutral	7	5	0	.583
Day	35	7	0	.833
Night	18	13	0	.581
vs Left	21	8	0	.724
vs Right	32	12	0	.727
1-Run games	9	6	0	.600
2-Run games	5	2	0	.714
5+Run games	34	7	0	.829
Extra inns	2	2	0	.500
Shutouts	7	0	0	1.000

# GENERAL SUMMARY

Win streak .....	15
Lose streak .....	3
Home attendance .....	62,128 (32 games avg = 1941)
Away attendance .....	115,562 (41 games avg = 2818)
Total attendance .....	177,690 (73 games avg = 2434)

# THE LAST TIME IT HAPPENED

## EXTRA INNINGS GAME

Won: May 15, 1998 vs. North Carolina (10 innings) (ACC Tournament). Final Score: FSU 13, UNC 11.  
Lost: April 5, 1998 vs. Miami (10 innings). Final Score: Miami 9, FSU 6.

## MULTI HOME RUN GAME FOR AN INDIVIDUAL PLAYER

FSU: May 23, 1998, Matt Diaz (4 HR)\* and Brian Cox (2 HR) vs. Oklahoma (NCAA Regional). Final Score: FSU 23, Oklahoma 2.  
Opponent: May 22, 1998, Kevin Mench, Delaware (2 HR) (NCAA Regional). Final Score: FSU 27, Delaware 6.

## TEAM HIT THREE HOME RUNS IN AN INNING

FSU: May 23, 1997, J.D. Drew, Jeremy Morris, Scott Zech vs. Central Florida. Final Score: FSU 16, Central Florida 2.

## COMPLETE GAME PITCHED

FSU: May 13, 1998, Chris Chavez vs. Virginia (ACC Tournament). Final Score: FSU 4, Virginia 1.  
Opponent: May 17, 1998, Danny Borrell, Wake Forest (ACC Tournament). Final Score: Wake Forest 6, Florida State 3.

## SHUT OUT

FSU: April 1, 1998 vs. Mercer. Final Score: FSU 11, Mercer 0.  
Opponent: May 6, 1996 vs. Clemson. Final Score: Clemson 2, FSU 0

## BACK TO BACK HOME RUNS

FSU: May 22, 1998 vs. Delaware. Brian Cox (grand slam) & Jeremy Salazar (solo), 3rd inning. Final Score: FSU 27, Delaware 6.  
Opponent: May 6, 1995 at Georgia Tech. Scott Byers, Tucker Barr & Brandon Hensley, 1st inning

## 5+ HIT GAME

FSU: May 16, 1998, Matt Diaz vs. NC State (5-for-5) (ACC Tournament). Final Score: FSU 13, NC State 6.  
Opponent: May 26, 1990, Burke Masters of Mississippi State (NCAA South II Regional Tournament). Final Score: MSU 11, FSU 8

## GRAND SLAM

FSU: May 22, 1998, Brian Cox vs. Delaware (NCAA Regional). Final Score: FSU 27, Delaware 6.  
Opponent: May 21, 1998, Steve Wright, Liberty (NCAA Regional). Final Score: FSU 10, Liberty 7.

## LEAD OFF HOME RUN

FSU: March 5, 1997, Brooks Badeaux vs. UNC Greensboro. Final Score: FSU 16, UNCG 0.

Opponent: May 6, 1998, Luis Rivera, St. Leo. Final Score: St. Leo 11, FSU 8.

## NO HITTER

FSU: February 18, 1998, Chris Chavez vs. Charleston Southern. Final Score: FSU 13, Charleston Southern 0.  
Opponent: March 26, 1993, Terry Harvey, N.C. State. Final Score: N.C. State 8, FSU 0

## MULTIPLE PLAYERS WITH 4 OR MORE HITS IN A GAME


FSU: March 13, 1996, J.D. Drew (4-for-4) & Jeremy Morris (5-for-5) vs. Maine. Final Score: FSU 17, Maine 5

## LAST TIME A PLAYER WENT 5-FOR-5

FSU: May 16, 1998, Matt Diaz vs. NC State (5-for-5) (ACC Tournament). Final Score: FSU 13, NC State 6.

## LAST TIME A PLAYER HIT FOR THE CYCLE (SINGLE, DOUBLE, TRIPLE, HOME RUN)

FSU: April 26, 1996, Jeremy Salazar vs. Georgia Tech. Final Score: FSU 16, GT 4



Brian Cox

# 1998 SEASON HIGHS & LOWS

## TEAM

### BATTING

AT BATS: 53 vs Oklahoma (5/23/98)  
 RUNS SCORED: 23 vs Oklahoma (5/23/98)  
 HITS: 24 vs Oklahoma (5/23/98)  
 RBIs: 22 vs Oklahoma (5/23/98)  
 DOUBLES: 7 vs Auburn (5/24/98)  
 TRIPLES: 2 vs Mercer (3/13/98)  
 HOME RUNS: 8 vs Oklahoma (5/23/98)  
 TOTAL BASES: 50 vs Oklahoma (5/23/98)  
 WALKS: 14 vs Mercer (3/31/98)  
 STRIKEOUTS: 15 vs Miami (4/3/98)  
 SAC HITS: 2, three times  
 SAC FLIES: 3 vs Hawaii (2/12/98)  
 STOLEN BASES: 5 vs Virginia (5/10/98)  
 CAUGHT STEALING: 2, 4 times

### FIELDING

PUTOUTS: 30, four times  
 ASSISTS: 22 vs NC State (3/6/98)  
 ERRORS: 6 vs Hawaii (2/14/98); Maryland (3/26/98);  
 Arizona State (5/29/98)

### PITCHING

INNINGS PITCHED: 10.0, four times  
 RUNS ALLOWED: 14 vs Maryland (3/26/98)

EARNED RUNS: 12 vs Maryland (3/26/98)  
 WALKS ALLOWED: 12 vs Maryland (3/26/98)  
 STRIKEOUTS: 15 vs UNC Greensboro (3/3/98)  
 HITS ALLOWED: 14 vs Maryland (3/26/98)  
 DOUBLES ALLOWED: 5, three times  
 TRIPLES ALLOWED: 3 vs Hawaii (2/13/98)  
 HOME RUNS ALLOWED: 3 vs Tennessee (2/1/98); Florida  
 (2/28/98); Liberty (5/21/98)

## INDIVIDUAL

### BATTING


AT BATS: 7 by Jose Zabala vs Oklahoma (5/23/98)  
 RUNS SCORED: 5 by Matt Diaz vs Oklahoma (5/23/98)  
 HITS: 6 by Brian Cox vs Delaware (5/22/98)  
 RBIs: 7 by Matt Diaz vs Oklahoma (5/23/98)  
 DOUBLES: 3 by Matt Diaz vs Auburn (5/24/98)  
 TRIPLES: 1 by many players  
 HOME RUNS: 4 by Matt Diaz vs Oklahoma (5/23/98)  
 TOTAL BASES: 17 by Matt Diaz vs Oklahoma (5/23/98)  
 WALKS: 3 by 6 players  
 STRIKEOUTS: 4 by Matt Diaz vs Florida (3/1/98); by Matt  
 Woodward vs Duke (3/20/98)  
 SAC HITS: 2 by Jose Zabala vs Florida Atlantic (3/24/98)  
 SAC FLIES: 2 by Matt Diaz vs Florida Atlantic (3/25/98)  
 STOLEN BASES: 3 by Brian Cox vs Virginia (5/10/98)  
 CAUGHT STEALING: 2 by Karl Jernigan vs Liberty (5/21/  
 98)

### FIELDING

PUTOUTS: 15 by Matt Woodward vs Arizona State (2/6/98)  
 and Florida Atlantic (3/25/98)  
 ASSISTS: 10 by Brooks Badeaux vs NC State (3/6/98)  
 ERRORS: 3 by Brett Groves vs Maryland (3/26/98)

### PITCHING

INNINGS PITCHED: 9.0 by Chris Chavez vs Charleston  
 Southern (2/18/98) and Virginia (5/13/98); by Wes  
 Crawford vs NC State (3/6/98); by Jon McDonald vs Wake  
 Forest (3/14/98)  
 RUNS ALLOWED: 9 by Jon McDonald vs Miami (4/3/98)  
 EARNED RUNS: 7 by Jon McDonald vs North Carolina (5/  
 15/98)  
 WALKS ALLOWED: 8 by Chris Chavez vs Hawaii (2/13/98);  
 by Jon McDonald vs Miami (4/3/98); by Nick Stocks vs  
 Miami (5/3/98)  
 STRIKEOUTS: 12 by Jon McDonald vs Wake Forest (3/14/98)  
 HITS ALLOWED: 11 by Jon McDonald vs North Carolina  
 (4/10/98)  
 DOUBLES ALLOWED: 5 by John Bentley vs NC State (5/16/  
 98)  
 TRIPLES ALLOWED: 2 by Jon McDonald vs Hawaii (2/13/  
 98)  
 HOME RUNS ALLOWED: 2 by 5 players



Brooks Badeaux



# 1998 RESULTS

GAME DATE	OPPOSING TEAM	SCORE	R	H	E	/	R	H	E	INNS	OVERALL	ACC	PITCHER OF RECORD	ATTEND	TIME
Jan 30, 1998	vs Notre Dame	1-10 L	1	4	3	/	10	10	2	9	0-1-0	0-0-0	Chavez (L 0-1)	1138	3:00
Jan 31, 1998	vs Ohio State	W 6-4	6	8	5	/	4	9	1	9	1-1-0	0-0-0	Diaz, Z. (W 1-0)	0	2:53
Feb 01, 1998	vs Tennessee	3-5 L	3	2	2	/	5	9	1	9	1-2-0	0-0-0	McDonald (L 0-1)	1990	3:10
Feb 06, 1998	at Arizona State	W 3-2	3	7	2	/	2	4	2	9	2-2-0	0-0-0	Chavez (W 1-1)	3192	2:29
Feb 07, 1998	at Arizona State	W 6-1	6	12	1	/	1	8	2	9	3-2-0	0-0-0	Crawford (W 1-0)	3719	2:45
Feb 10, 1998	at Hawaii Pacific	W 2-0	2	7	0	/	0	5	2	7	4-2-0	0-0-0	Ginn (W 1-0)	212	1:57
Feb 10, 1998	at Hawaii Pacific	8-9 L	8	9	2	/	9	11	2	9	4-3-0	0-0-0	Smalley (L 0-1)	212	3:35
Feb 11, 1998	at Hawaii	W 7-2	7	9	0	/	2	9	3	9	5-3-0	0-0-0	Diaz, Z. (W 2-0)	1003	3:04
Feb 12, 1998	at Hawaii	W 11-2	11	12	2	/	2	10	4	9	6-3-0	0-0-0	Crawford (W 2-0)	950	2:59
Feb 13, 1998	at Hawaii	6-9 L	6	11	0	/	9	13	2	9	6-4-0	0-0-0	Chavez (L 1-2)	1397	3:07
Feb 14, 1998	at Hawaii	2-8 L	2	4	6	/	8	9	0	9	6-5-0	0-0-0	Ginn (L 1-1)	1072	2:58
Feb 17, 1998	Charleston Southern	W 16-0	16	16	1	/	0	2	1	9	7-5-0	0-0-0	Bentley (W 1-0)	1249	2:34
Feb 18, 1998	Charleston Southern	W 13-0	13	14	1	/	0	0	2	9	8-5-0	0-0-0	Chavez (W 2-2)	951	2:27
Feb 21, 1998	at Florida	1-3 L	1	6	1	/	3	7	1	9	8-6-0	0-0-0	McDonald (L 0-2)	5309	2:43
Feb 24, 1998	The Citadel	W 9-4	9	13	1	/	4	7	2	9	9-6-0	0-0-0	Bentley (W 2-0)	1007	2:10
Feb 25, 1998	The Citadel	W 15-5	15	17	0	/	5	11	5	9	10-6-0	0-0-0	McDonald (W 1-2)	1012	3:06
Feb 28, 1998	Florida	W 9-7	9	16	0	/	7	12	1	9	11-6-0	0-0-0	Smalley (W 1-1)	4614	3:32
Mar 01, 1998	Florida	5-10 L	5	11	4	/	10	10	3	(10)	11-7-0	0-0-0	DiBlasi (L 0-1)	4438	3:43
Mar 03, 1998	UNC Greensboro	W 13-1	13	12	1	/	1	6	0	9	12-7-0	0-0-0	McDonald (W 2-2)	657	2:38
Mar 04, 1998	UNC Greensboro	W 13-4	13	12	2	/	4	10	2	9	13-7-0	0-0-0	Bentley (W 3-0)	675	2:52
*Mar 06, 1998	North Carolina State	W 9-0	9	9	1	/	0	3	3	9	14-7-0	1-0-0	Crawford (W 3-0)	2127	2:19
Mar 09, 1998	at South Florida	W 8-4	8	11	0	/	4	7	3	9	15-7-0	1-0-0	McDonald (W 3-2)	502	2:43
Mar 10, 1998	vs Long Island Univ.	W 11-0	11	12	1	/	0	5	4	9	16-7-0	1-0-0	Chavez (W 3-2)	549	2:15
Mar 11, 1998	vs St. Joseph's Univ.	W 16-1	16	14	0	/	1	3	1	7	17-7-0	1-0-0	Proctor (W 1-0)	342	2:32
*Mar 13, 1998	at Wake Forest	W 12-11	12	9	2	/	11	12	4	9	18-7-0	2-0-0	Crawford (W 4-0)	421	3:10
*Mar 14, 1998	at Wake Forest	W 10-4	10	13	1	/	4	7	3	9	19-7-0	3-0-0	McDonald (W 4-2)	743	2:36
*Mar 15, 1998	at Wake Forest	W 9-6	9	14	0	/	6	11	0	9	20-7-0	4-0-0	Diaz, Z. (W 3-0)	1012	2:38
Mar 17, 1998	Morehead State	W 9-1	9	12	2	/	1	6	2	9	21-7-0	4-0-0	Stocks (W 1-0)	510	2:44
*Mar 20, 1998	Duke	W 6-5	6	9	1	/	5	10	3	(10)	22-7-0	5-0-0	Proctor (W 2-0)	1351	3:04
*Mar 21, 1998	Duke	W 9-4	9	15	1	/	4	5	1	9	23-7-0	6-0-0	McDonald (W 5-2)	1032	2:17
*Mar 22, 1998	Duke	W 10-9	10	11	1	/	9	9	2	9	24-7-0	7-0-0	DiBlasi (W 1-1)	1751	2:41
Mar 24, 1998	Florida Atlantic	W 15-3	15	14	1	/	3	12	5	9	25-7-0	7-0-0	Chavez (W 4-2)	1392	2:52
Mar 25, 1998	Florida Atlantic	W 7-5	7	9	1	/	5	11	3	9	26-7-0	7-0-0	Bentley (W 4-0)	1251	2:41
*Mar 26, 1998	Maryland	6-14 L	6	10	6	/	14	14	1	9	26-8-0	7-1-0	Crawford (L 4-1)	1697	3:44
*Mar 27, 1998	Maryland	W 14-2	14	10	1	/	2	3	7	9	27-8-0	8-1-0	McDonald (W 6-2)	1947	2:38
*Mar 28, 1998	Maryland	W 10-0	10	11	0	/	0	7	2	9	28-8-0	9-1-0	Stocks (W 2-0)	2647	2:47
Mar 31, 1998	Mercer	W 13-3	13	10	2	/	3	7	3	9	29-8-0	9-1-0	Crawford (W 5-1)	1004	2:50
Apr 01, 1998	Mercer	W 11-0	11	13	1	/	0	3	3	9	30-8-0	9-1-0	Bentley (W 5-0)	1015	2:22
Apr 03, 1998	Miami	4-9 L	4	5	2	/	9	6	1	9	30-9-0	9-1-0	McDonald (L 6-3)	4204	2:52
Apr 04, 1998	Miami	2-8 L	2	10	1	/	8	9	1	9	30-10-0	9-1-0	Stocks (L 2-1)	4439	2:57
Apr 05, 1998	Miami	6-9 L	6	9	0	/	9	11	1	(10)	30-11-0	9-1-0	Proctor (L 2-1)	3867	3:13
Apr 08, 1998	Jacksonville	W 4-3	4	6	1	/	3	9	3	9	31-11-0	9-1-0	Diaz, Z. (W 4-0)	1142	2:10
*Apr 10, 1998	at North Carolina	5-6 L	5	4	2	/	6	12	2	9	31-12-0	9-2-0	Ginn (L 1-2)	493	2:59
*Apr 11, 1998	at North Carolina	W 20-4	20	19	1	/	4	5	1	9	32-12-0	10-2-0	Crawford (W 6-1)	1526	2:55
*Apr 12, 1998	at North Carolina	W 4-3	4	10	0	/	3	7	1	9	33-12-0	11-2-0	Chavez (W 5-2)	1374	2:41
Apr 15, 1998	at Jacksonville	W 11-4	11	12	0	/	4	5	3	9	34-12-0	11-2-0	Stocks (W 3-1)	1305	2:44
*Apr 17, 1998	Georgia Tech	W 3-2	3	8	2	/	2	8	2	9	35-12-0	12-2-0	Proctor (W 3-1)	2019	2:43
*Apr 18, 1998	Georgia Tech	W 8-3	8	7	1	/	3	7	2	9	36-12-0	13-2-0	McDonald (W 7-3)	3346	2:32
*Apr 19, 1998	Georgia Tech	W 10-5	10	7	3	/	5	6	4	9	37-12-0	14-2-0	Chavez (W 6-2)	804	2:57
Apr 21, 1998	SW Louisiana	W 14-4	14	16	2	/	4	12	0	9	38-12-0	14-2-0	Stocks (W 4-1)	1038	2:42
Apr 22, 1998	SW Louisiana	W 13-1	13	14	0	/	1	8	1	9	39-12-0	14-2-0	Ginn (W 2-2)	1208	2:44
*Apr 24, 1998	at Clemson	1-2 L	1	4	2	/	2	10	1	9	39-13-0	14-3-0	Crawford (L 6-2)	3827	2:30
*Apr 25, 1998	at Clemson	4-5 L	4	6	0	/	5	8	0	9	39-14-0	14-4-0	Chavez (L 6-3)	5755	2:16
*Apr 26, 1998	at Clemson	W 7-2	7	8	1	/	2	9	1	9	40-14-0	15-4-0	Stocks (W 5-1)	4718	2:50
May 01, 1998	at Miami	1-7 L	1	1	1	/	7	9	1	9	40-15-0	15-4-0	Crawford (L 6-3)	3356	4:01
May 02, 1998	at Miami	W 11-5	11	15	1	/	5	9	0	9	41-15-0	15-4-0	McDonald (W 8-3)	4506	2:53
May 03, 1998	at Miami	W 5-4	5	9	1	/	4	4	1	9	42-15-0	15-4-0	Stocks (W 6-1)	2167	2:43
May 06, 1998	St. Leo College	8-11 L	8	10	2	/	11	12	0	9	42-16-0	15-4-0	Bentley (L 5-1)	2123	3:02
*May 09, 1998	at Virginia	W 5-4	5	7	2	/	4	8	3	9	43-16-0	16-4-0	McDonald (W 9-3)	303	2:31
*May 09, 1998	at Virginia	W 11-2	11	14	0	/	2	8	1	9	44-16-0	17-4-0	Crawford (W 7-3)	239	2:37
*May 10, 1998	at Virginia	W 9-6	9	8	1	/	6	8	4	9	45-16-0	18-4-0	Bentley (W 6-1)	278	2:31
&May 13, 1998	vs Virginia	W 4-1	4	12	1	/	1	5	1	9	46-16-0	18-4-0	Chavez (W 7-3)	1386	2:05
&May 14, 1998	vs Wake Forest	W 14-1	14	12	2	/	1	7	5	9	47-16-0	18-4-0	Crawford (W 8-3)	2792	2:50
&May 15, 1998	vs North Carolina	W 13-11	13	22	2	/	11	6	2	(10)	48-16-0	18-4-0	DiBlasi (W 2-1)	4622	3:23
&May 16, 1998	vs N.C. State	W 13-6	13	13	1	/	6	12	2	9	49-16-0	18-4-0	Bentley (W 7-1)	2967	2:43
&May 16, 1998	vs Wake Forest	1-2 L	1	4	3	/	2	8	1	9	49-17-0	18-4-0	Stocks (L 6-2)	2967	2:15
&May 17, 1998	vs Wake Forest	3-6 L	3	6	0	/	6	13	2	9	49-18-0	18-4-0	Chavez (L 7-4)	2650	2:49
%May 21, 1998	Liberty University	W 10-7	10	15	0	/	7	11	3	9	50-18-0	18-4-0	McDonald (W 10-3)	2843	2:12
%May 22, 1998	Delaware	W 27-6	27	21	1	/	6	11	4	9	51-18-0	18-4-0	Chavez (W 8-4)	2768	2:49
%May 23, 1998	at Oklahoma	W 23-2	23	24	0	/	2	8	3	9	52-18-0	18-4-0	Crawford (W 9-3)	3332	2:59
%May 24, 1998	at Auburn	W 16-10	16	20	2	/	10	12	1	9	53-18-0	18-4-0	Stocks (W 7-2)	4766	3:09
S May 29, 1998	vs Arizona State	10-11 L	10	8	6	/	11	12	1	9	53-19-0	18-4-0	McDonald (L 10-4)	15000	3:22
S May 31, 1998	at Long Beach State	4-7 L	4	5	0	/	7	13	1	9	53-20-0	18-4-0	Bentley (L 7-2)	24740	2:56

\*ACC game; &ACC Tournament, Durham, N.C.; %NCAA Regional, Tallahassee, FL; SCollege World Series, Omaha, Neb.; ( ) extra inning game

# 1998 RECAP GAME-BY-GAME

## Game 1-January 30, 1998

NOTRE DAME ..... 10 FLORIDA STATE ..... 1

LAKE BUENA VISTA, FL — The No. 23 Florida State Seminoles dropped their opening day game to Notre Dame, 10-1, in the ACC Baseball Blast at the Walt Disney World Sports Complex. Notre Dame got off to a 4-0 start as they put two runs on the board in each of the first two innings. Third baseman Brant Ustr sparked the Irish with an RBI-single in the first and drove in a run with a sacrifice fly in the second inning. Florida State righthander Chris Chavez (0-1) gave up seven runs on eight hits in 3 2/3 innings in the loss. Notre Dame righthander Alex Shilliday (1-0) struck out six batters as he pitched five innings of shutout ball and allowed just one hit. It was the first time the Seminoles have lost an opening day game since FSU dropped a 3-2 decision to Georgia Southern in 1981.

ND	220	400	002	10	10	2
FSU	000	000	100	1	4	3

E-Wagner, Leatherman, Cash, McCorkel, Zabala, DP-FSU 1, LOB-ND 10, FSU 8. 2B-Groves, Salazar, HR-Leatherman, WP-Shilliday 1-0, LP-Chavez 0-1, Shilliday, McKeown (6) and Wagner, Heilman (9) and Knecht (9), Chavez, Bentley (4) and Salazar, Smalley (9) and Klosterman (9).

## Game 2-January 31, 1998

OHIO STATE ..... 4 FLORIDA STATE ..... 6

LAKE BUENA VISTA, FL — Rightfielder Brian Cox belted a grand slam home run to leftfield in the eighth inning to rally No. 23 Florida State to a 6-4 victory over No. 17 Ohio State in the ACC Baseball Blast at Disney's Wide World of Sports. Reliever Zach Diaz (1-0) earned the win for the Seminoles as he held the Buckeyes to one run on three hits in four innings pitched before leaving the game in the ninth inning. Lefthander Mike DiBlasi struck out two batters to finish the game and earn a save for FSU. Ohio State righthander Eric Thompson struck out a career-high 12 batters as he held the Seminoles to one run and four hits in 6 1/3 innings pitched. Mike Stafford (0-1) took the loss in relief as he surrendered three runs on three hits.

OSU	000	210	001	4	9	1
FSU	000	000	15x	6	8	5

E-Kremblas, Badeaux, Salazar, Zabala, Crawford, Z. Diaz, DP-OSU 1, FSU 2, LOB-OSU 10, FSU 7. 2B-Kremblas, Otero, HR-Lockwood, Cox, McCorkel, WP-Diaz 1-0, LP-Stafford 0-1, Save-DiBlasi, Thompson, Vogelmeier (7), Stafford (9) and Kremblas, Crawford, Z. Diaz (5) and Salazar, DiBlasi (9) and Klosterman.

## Game 3-February 1, 1998

TENNESSEE ..... 5 FLORIDA STATE ..... 3

LAKE BUENA VISTA, FL — Tennessee righthander Kurt Scott struck out 10 batters as he led the No. 13 Volunteers to a 5-3 win over No. 23 Florida State in the ACC Baseball Blast at Disney's Wide World of Sports complex. Scott (1-0) held the Seminoles hitless until the seventh inning when Badeaux singled to rightfield. Seminole righthander Jon McDonald (0-1) gave up three runs on five hits in relief as he took the loss. McDonald struck out four batters in three-plus innings. Florida State freshman lefthander Chris Ginn hurled five innings in his first collegiate start surrendering two runs on four hits.

UT	000	112	100	5	9	1
FSU	300	000	000	3	2	2

E-Scott, Zabala 2, DP-UT 1, LOB-UT 10, FSU 7. 2B-Evans, HR-Cortez 2, D. Ross, WP-Scott 1-0, LP-McDonald 0-1, Scott, Odom (8) and Evans, Ginn, McDonald (6), Proctor (9), Stocks (9) and Salazar.

## Game 4-February 6, 1998

FLORIDA STATE ..... 3 ARIZONA STATE ..... 2

TEMPE, ARIZ. — Righthander Chris Chavez and DH Kevin Cash led the Seminoles (2-2) to a 3-2 victory over No. 6 Arizona State (8-1) at Packard Stadium. Chavez (1-1) held Arizona State two runs on four hits while striking out five batters in 8 2/3 innings pitched before he was relieved by lefthander Mike DiBlasi. DiBlasi earned his second save of the season as he retired the final batter. Cash led the Seminoles as he provided FSU's offense with three RBI on two hits. Lefthander Ryan Mills (2-1) gave up three runs on six hits in 7 1/3 innings pitched for the Sun Devils.

UNIVERSITY

58

FLORIDA STATE



FSU	000	100	020	3	7	2
ASU	000	001	001	2	4	2

E-Badeaux, Chavez, Beinbrink, Mills. DP-ASU 3. LOB-FSU 5, ASU 2. 2B-Cash. HR-Cash, Moreno. WP-Chavez 1-1. LP-Mills 2-1. Save-DiBlasi (2). Chavez, DiBlasi (9) and Salazar. Mills and Halvorson. Crumpton (8) and Wiens (8).

**Game 5-February 7, 1998**  
**FLORIDA STATE ..... 6 ARIZONA STATE ..... 1**

TEMPE, ARIZ. — Freshman rightfielder Matt Diaz belted a two-run blast in the second inning to lead No. 19 Florida State to a 6-1 victory over No. 6 Arizona State. Lefthander Wes Crawford (1-0) earned the win as he surrendered one run on four hits and struck out four batters in six-plus innings pitched. Florida State scored two runs in the eighth inning as designated hitter Kevin Cash and centerfielder Brian Cox drove in Brooks Badeaux and Jose Zabala on RBI-basehits, respectively, increasing the Seminoles' advantage to 4-1. ASU lefthander Phill Lowery (2-1) gave up two runs on eight hits while fanning seven Seminoles in six innings pitched in the loss.

FSU	020	000	022	6	12	1
ASU	000	100	000	1	8	2

E-Badeaux, Gosewisch, Collins. DP-FSU 2, ASU 3. LOB-FSU 6, ASU 12. 2B-Cash. Salazar, Bloomquist, Collins, HR-Diaz. WP-Crawford (1-0). LP-Lowery (2-1). Save-Bentley (1). Crawford, Bentley (7) and Salazar. Lowery, Crumpton (7), Kramer (8), Friedberg (9) and Halvorson.

**Game 6-February 10, 1998**  
**FLORIDA STATE ..... 2 HAWAII-PACIFIC ..... 0**

HONOLULU, HI — Freshman lefthander Chris Ginn threw a complete-game shutout to lead No. 18 Florida State to a 2-0 victory over Hawaii Pacific. Ginn struck out a career-high seven batters as he allowed five hits and did not surrender a walk in the seven-inning outing. Freshman rightfielder Matt Diaz gave the Seminoles their second run with a solo home run to centerfield in the fourth inning. Hawaii Pacific lefthander Jason Liuzzi gave up two runs on four hits and seven walks in 4.2 innings pitched in the loss.

FSU	100	100	0	2	7	0
HPU	000	000	0	0	5	2

E-Anzai, Clutter. DP-FSU 1, HPU 1. LOB-FSU 10, HPU 4. 2B-Zabala. HR-M. Diaz. WP-Ginn 1-0. LP-Liuzzi 1-1. Ginn and Salazar. Liuzzi, Surdock (5) and Sylvester.

**Game 7-February 10, 1998**  
**FLORIDA STATE ..... 8 HAWAII PACIFIC ..... 9**

HONOLULU, HI — Second baseman Bryce Uegawachi belted a game-winning basehit to rightfield scoring DH Shane Lyons as Hawaii Pacific edged Florida State, 9-8, in the second game of a doubleheader. The Sea Warriors batted around and scored six runs in the fifth inning on five hits, two walks and an error by FSU shortstop Brett Groves. RHP Scott Proctor started for FSU but did not get the decision as he surrendered six runs on five hits while striking out five batters in four-plus innings pitched. RHP Mike Smalley (0-1) took the loss as he gave up two runs on three hits and struck out four batters in 2 1/3 innings pitched. Sea Warriors' pitcher Brian Salcedo (1-1) earned the win in relief.

FSU	100	001	150	8	9	2
HPU	001	061	01x	9	11	2

E-Groves 2, Anzai, Arasato. DP-FSU 1, HPU 2. LOB-FSU 11, HPU 6. 2B-Clutter. WP-Salcedo 1-0. LP-Smalley 0-1. Proctor, Z. Diaz (5) and Klosterman. Smalley (6), McDonald (8) and Salazar (6). Tsugawa, Brown (6), Surdock (7), Salcedo (8), and Sylvester. McCallum (9) and Tyskayama (9).

**Game 8-February 11, 1998**  
**FLORIDA STATE ..... 7 HAWAII ..... 2**

HONOLULU, HI — Centerfielder Brian Cox drove in three runs on three hits and rightfielder Matt Diaz belted two hits and recorded a pair of RBI as the No. 18 Florida State Seminoles to a 7-2 victory over No. 20 Hawaii. Cox had a pair of doubles and Matt Diaz added a triple as FSU blasted five extra-basehits in the victory. Lefthander Zach Diaz (2-0) retired his first six batters in relief of righthander John Bentley, earning his second victory of the season. Diaz did not allow a run, gave up four hits and struck out three batters in five innings of relief. Lefthander Randon Ho (3-1) gave up four runs on three hits and seven walks in five innings pitched.

FSU	002	023	000	7	9	0
UH	000	020	000	2	9	3

E-Aloy, Darrrt, Nelloms. LOB-FSU 9, UH 9. DP-UH 2. WP-Diaz 1-0. LP-Ho 2-1. 2B-Cox, Cash, Groves. 3B-M. Diaz, Bentley, Diaz (5) and Salazar. Ho, Watterson (6) and Hansen. Watterson and Baptista (7). Mackenzie (9) and Stemaier (9).

**Game 9-February 12, 1998**  
**FLORIDA STATE ..... 11 HAWAII ..... 2**

HONOLULU, HI — Lefthander Wes Crawford struck out seven as he held off No. 20 Hawaii to lead No. 18 Florida State to a 11-2 win over the Rainbows. Crawford (2-0) gave up two runs in the first inning and then held the Rainbows scoreless in the next seven innings as he gave up nine hits in win. Designated hitter Kevin Cash and centerfielder Brian Cox provided the Seminoles with run production once again as they combined to drive in four runs on three hits. Catcher Jeremy Salazar also recorded two hits and two RBI. Rainbows' lefthander Dusty Bergman (2-0) took the loss as he surrendered six runs on four hits and three walks in 4 2/3 innings pitched.

FSU	201	033	002	11	12	2
UH	200	000	000	2	10	4

E-Badeaux, Groves, Wheeler, Darrrt, Bergman 2. DP-FSU 1, UH 1. LOB-FSU 7, UH 15. 2B-Zabala, Cox, Klosterman, Otero, Blakely. 3B-Groves. WP-Crawford 2-0. LP-Bergman 2-1. Crawford and Salazar. DiBlasi (9) and Klosterman (9). Bergman, Binkie (5), Baptista (6) and Hansen. Sakaino (8), Mackenzie (9) and Stagmaier (7).

**Game 10-February 13, 1998**  
**FLORIDA STATE ..... 6 HAWAII ..... 9**

HONOLULU, HI — No. 20 Hawaii came back to win a 9-6 decision over the No. 18 Florida State Seminoles behind the hitting of first baseman Jamie Aloy who belted drove in three runs on two triples. Hawaii's Troy Yoshimau (2-0) surrendered five runs in the first inning, but held the Seminoles scoreless in the next six innings. Chris Chavez (1-2) surrendered six runs on nine hits in five-plus innings pitched in the loss.

FSU	500	000	001	6	11	0
UH	230	100	12x	9	13	2

E-Wheeler, Ferreira. DP-FSU 2, UH 3. LOB-FSU 9, UH 12. 2B-Cox, Woodward, Blakely. 3B-M. Diaz, Aloy 2, Martin.

**Game 11-February 14, 1998**  
**FLORIDA STATE ..... 2 HAWAII ..... 8**

HONOLULU, HI — Patrick McNair struck out eight Seminoles as he led No. 20 Hawaii to an 8-2 win over No. 18 Florida State. McNair (1-0) held the Seminoles to two runs on four hits in eight innings pitched in his first career start for the Rainbows. Florida State pitchers walked eight batters and hit three in the game while the Seminoles made six fielding errors. Six of the Rainbows' eight runs were unearned as the Seminoles used six pitchers in the game.

FSU	002	000	000	2	4	6
UH	400	100	30x	8	8	0

E-Zabala 2, Cash 2, Ginn, Z. Diaz. DP-FSU 1, Hawaii 2. LOB-FSU 7, Hawaii 15. 2B-Groves.

**Game 12-February 17, 1998**  
**CHARLESTON SO ... 0 FLORIDA STATE ..... 16**

TALLAHASSEE, FL — John Bentley surrendered just one hit in seven shutout innings as No. 22 Florida State defeated Charleston Southern, 16-0, in the Seminoles' home opener. Bentley retired the first 10 batters and did not allow a hit through 6 1/3 innings pitched. Jeremy Salazar led the Seminoles offensively with a two-run home run in the third inning and a three-run double in the seventh for a total of five RBI. Kevin Cash belted his second home run of the season, a two-run shot to left centerfield, in the first inning to give Florida State a 2-0 lead that the Seminoles would not relinquish.

CSU	000	000	000	0	2	1
FSU	202	200	(10)0x	16	16	1

E-Rocco, Zabala. DP-CSU 2. LOB-CSU 3, FSU 7. 2B-Salazar, Cox. HR-Cash (2). Salazar (1). Cisar and Brooks. Noble (7), Humbert (7) and Stout (7). Bentley and Salazar. Smalley (8), Kelly (9) and Klosterman (8).

**Game 13-February 18, 1998**  
**CHARLESTON SO ... 0 FLORIDA STATE ..... 13**

TALLAHASSEE, FL — Chris Chavez threw a complete-game no-hitter as he led No. 22 Florida State to a 13-0 victory over Charleston Southern. Chavez (2-2), who also struck out a career-high 11 batters in the win, threw Florida State's first no-hitter since 1988. FSU's last one was a 7-0 no-hitter by Jerry Nielsen over Baptist College. Kevin Cash led the Seminoles offensively with a 3-for-4 outing and a career-high five RBI. Cash belted a two-run home run, his third of the season, in the third inning.

CSU	000	000	000	0	0	2
FSU	103	501	21x	13	14	1

E-Clark 2, Chavez. DP-FSU 1. LOB-CSU 4, FSU 8. 2B-Badeaux, Zabala, Salazar 2. HR-Cash (3), Otero (1). Maclver, LaReau (4), Greenhill (8) and Stout. Chavez and Salazar.

**Game 14-February 21, 1998**  
**FLORIDA STATE ..... 1 FLORIDA ..... 3**

GAINESVILLE, FL — Brad Wilkerson struck out eight batters and scattered five hits as he led No. 4 Florida to a 3-1 victory over No. 22 Florida State in front of a record crowd 5,309 fans at McKethan Stadium. Greg Catalanotte provided the offense for the Gators with a two-run home run over the rightfield fence in the fourth inning allowing Florida to take a 2-1 lead. Jon McDonald (0-2) surrendered two runs on four hits and struck out two batters in 4 2/3 innings pitched in his first collegiate start for the Seminoles.

FSU	001	000	000	1	6	1
UF	000	201	00x	3	7	1

E-Badeaux, Wilkerson. DP-FSU 1. LOB-FSU 8, UF 7. 2B-Salazar, Jernigan, McKinney, Catalanotte. McDonald, Diaz (5), Kelly (6), Proctor (8) and Salazar. Wilkerson, Fogg (8) and Ross.

**Game 15-February 24, 1998**  
**THE CITADEL ..... 6 FLORIDA STATE ..... 9**

TALLAHASSEE, FL — Karl Jernigan belted three hits, including his first career home run, as he led No. 25 Florida State to a 9-6 win over The Citadel. John Bentley (2-0) held the Bulldogs to four runs seven hits and struck out three batters in the eight-inning outing. Bentley did not surrender a walk and allowed only three earned runs in his second win of the season. He retired nine straight batters in the fifth through seventh innings. Rodney Hancock (0-1) gave up seven runs on eight hits and one walk in four innings pitched in his first career start.

CIT	010	210	000	4	7	3
FSU	030	401	01x	9	12	1

E-Small, Te, Smalls, Ta, Morgan, Cash. DP-FSU 2. LOB-Citadel 5, FSU 6. 2B-Zabala, Matt Diaz. HR-Cox, Jernigan.

**Game 16-February 25, 1998**  
**THE CITADEL ..... 5 FLORIDA STATE ..... 15**

TALLAHASSEE, FL — Jon McDonald struck out four batters and six Seminole batters belted two or more hits as No. 25 Florida State defeated The Citadel, 15-5. McDonald (1-2) surrendered two runs on six hits and three walks in five innings as he picked up his first win of the season. The Bulldogs would be held scoreless until the eighth inning when reliever Zach Diaz gave up three runs on four hits. Henry Mayfield led the Seminoles with two hits and three RBI. Brian Cox knocked in two runs on three hits in the game. Brian Wiley (1-2) gave up four runs on four hits and five walks in three innings as he took the loss for the Bulldogs.

CIT	200	000	030	5	11	5
FSU	202	361	10x	15	17	0

E-Small, Te. 2., Small, Ta., Harrig, Durham, DP-Citadel 1, FSU 4. LOB-Citadel 6, FSU 15. 2B-Morris, Byrd, Zabala, Woodward.

**Game 17-February 28, 1998**  
**FLORIDA ..... 7 FLORIDA STATE ..... 9**

TALLAHASSEE, FL — Jose Zabala contributed the game-winning RBI and a diving catch to end the game as No. 25 Florida State came back from a 7-3 deficit in the fifth inning to defeat No. 4 Florida, 9-7. Trailing 7-3, the Seminoles rallied to score four runs on five hits in the fifth inning and tie the score. Mike Smalley (1-1) held the Gators to four hits in 2 1/3 innings as he picked up the win for the Seminoles. Scott Proctor struck out two batters in the final two innings to earn his first save of the season for FSU. Matt Diaz blasted a solo home run in third inning and finished the game with two hits and two RBI.

UF	020	500	000	7	12	1
FSU	003	041	10x	9	16	0

E-Martin, LOB-UF 15, FSU 10. 2B-Martin, Badaeux, Jernigan, HR-Wilkerson, Dill, Ross, M. Diaz.

**Game 18-March 1, 1998**  
**FLORIDA ..... 10 FLORIDA STATE ..... 5**

TALLAHASSEE, FL — A sacrifice fly by Florida's Brian Haught sparked a five-run 10th-inning as the No. 4 Gators defeated No. 25 Florida State. Jose Zabala belted three hits and scored two runs. Karl Jernigan had two hits, including an RBI-triple. Mike DiBlasi (0-1) gave up two runs on one hit and three walks in the loss. He struck out two batters in the 1 2/3 inning outing. FSU starting pitcher Wes Crawford allowed four runs on seven hits and struck out five batters in 6 1/3 innings.

UF	001	110	1105	10	10	3
FSU	201	020	0000	5	11	4

E-Nicholson, Catalanotte, Ross, Zabala, Salazar, Cox, Groves, DP-FSU 1, LOB-UF 10, FSU 13. 2B-Smith, Catalanotte 2, Ross, Zabala. 3B-Jernigan, HR-Ellis.

**Game 19-March 3, 1998**  
**UNC-GREENSBORO .. 1 FLORIDA STATE ..... 13**

TALLAHASSEE, FL — No. 21 Florida State belted four home runs and right-hander Jon McDonald struck out eight batters as the Seminoles defeated UNC Greensboro, 13-1. McDonald (2-2) held the Spartans to no runs and three hits in a five-inning outing in his second victory of the season. Jeremy Salazar extended his hitting streak to 11 games as he blasted a two-run homer in the first inning to give FSU a 2-0 lead. Spartans' left-hander Corey McDonald then walked four consecutive batters to score centerfielder Brian Cox, giving the Seminoles a 3-0 advantage. Matt Diaz belted his third home run of the season in the third inning, a two-run blast over the rightfield screen.

UNCG	000	000	010	1	6	0
FSU	303	412	00x	13	12	1

E-Klosterman, DP-FSU 2, LOB-UNCG 9, FSU 7. 2B-Zabala, Cash, Groves, HR-Jernigan (2), Salazar (3), Cox (3), M. Diaz (4).

**Game 20-March 4, 1998**  
**UNC-GREENSBORO .. 4 FLORIDA STATE ..... 13**

TALLAHASSEE, FL — Brian Cox drove in three runs on two hits to lead No. 21 Florida State to a 13-4 victory over UNC Greensboro at Dick Howser Stadium. Cox belted an RBI-single to centerfield with two outs to start a six-run rally in the first inning. Kevin Cash followed with a basehit to knock in two more runs. John Bentley (3-0) surrendered three runs and scattered seven hits as he struck out a season-high six batters to record his third win of the season. UNC Greensboro right-hander Rhett Wochrlc (1-1) gave up six runs on four hits in two-thirds of an inning in the loss for the Spartans.

UNCG	003	000	010	4	10	2
FSU	610	203	01x	13	12	2

E-Surridge, Kerkorian, Zabala, Klosterman, DP-FSU 2, LOB-UNCG 9, FSU 4. 2B-Purcell, Woodward, Jernigan, Henderson.

**Game 21-March 6, 1998**  
**NC STATE ..... 0 FLORIDA STATE ..... 9**

TALLAHASSEE, FL — Wes Crawford hurled a complete-game shutout as he led No. 21 Florida State to a 9-0 victory over North Carolina State in the first ACC matchup of the season for both teams. Crawford (3-0) held North Carolina State hitless for 6 2/3 innings before Brad Piercy slapped a basehit to right field. Crawford held NC State to three hits and struck out four batters in the outing. Brett Groves led the Seminoles with two hits and three RBI on the night.

NCS	000	000	000	0	3	3
FSU	110	110	05x	9	9	1

E-Ballard, Postell, J. Smith, Crawford, DP-NCS 1, FSU 2. LOB-NCS 5, FSU 5. 2B-Cox, Cash, Henderson, Groves, HR-M. Diaz (5).

**Game 22-March 9, 1998**  
**FLORIDA STATE ..... 8 SOUTH FLORIDA ..... 4**

TAMPA, FL — Matt Diaz drove in two runs on two hits as No. 19 Florida State defeated South Florida, 8-4. Jon McDonald (3-2) held the Bulls to four runs on five hits in 6 2/3 innings pitched as he picked up his third straight win. He struck out three and walked four batters in his longest outing of the season. Terry Henderson belted a basehit to rightfield to knock in two runs.

FSU	004	000	310	8	11	0
USF	000	020	200	4	7	3

E-Pilger, Drawdy, Crosby, DP-FSU 1, USF 2, LOB-FSU 10, USF 11. 2B-Groves, HR-Eaton (1).

**Game 23-March 10, 1998**  
**FLORIDA STATE ..... 11 LONG ISLAND ..... 0**

DAYTONA BEACH, FL — Chris Chavez threw six shutout innings as No. 19 Florida State defeated Long Island, 11-0, at Jackie Robinson Ballpark. Chavez (3-2) held the Blackbirds to four hits in six shutout innings in his third victory of the season. He struck out five batters and walked one in the outing. Jeremy Salazar drove in three runs on two hits, including a two-run home run to rightfield in the fifth inning. A two-run home run by Jeremiah Klosterman in the eighth inning added Florida State's two final runs.

LIU	000	000	000	0	5	4
FSU	120	220	22x	11	12	1

E-Stern, Zaccardi, Carricala 2, Groves, DP-FSU 2, LOB-LIU 6, FSU 8. 2B-Cox. 3B-Cash. HR-Salazar (3), Klosterman (1).

**Game 24-March 11, 1998**  
**FLORIDA STATE ..... 16 ST. JOSEPH'S ..... 1**

DAYTONA BEACH, FL — Jeremy Salazar belted four hits and drove in four runs to lead No. 19 Florida State to a 16-1 victory over St. Joseph's. Scott Proctor (1-0) retired eight of nine batters after relieving starter Chris Ginn to earn the win for the Seminoles. Proctor held St. Joseph's hitless in three shutout innings while striking out two batters. The Seminoles exploded for seven runs on six hits in the third inning to break a 1-1 tie. Salazar belted a base-clearing double to right field to drive in three runs and designated hitter Terry Henderson blasted a three-run home run over the left field fence for six of FSU's runs in the inning.

SJU	001	000	0	1	3	1
FSU	107	422	x	16	14	0

E-Kirkby, DP-FSU 1, LOB-SJU 4, FSU 6. 2B-Salazar 2, Groves. 3B-Badaeux, HR-Henderson (1), WP-Proctor 1-0, LP-Woods 1-1.

**Game 25-March 13, 1998**  
**FLORIDA STATE ..... 12 WAKE FOREST ..... 11**

WINSTON-SALEM, NC — Scott Proctor struck out the final two batters to earn his second save of the season as he squashed a five-run ninth-inning rally and led No. 19 Florida State to a 12-11 win over No. 20 Wake Forest. Wes Crawford (4-0) gave up six runs on eight hits and struck out two batters in the six-plus inning outing to stay undefeated on the season. Matt Diaz blasted a two-run home run to spark the Seminoles in a three-run fifth inning. Jeremy Salazar ripped a two-run single and then scored on a sacrifice fly by Cash for three Seminole runs in the sixth inning.

FSU	210	133	011	12	9	2
WFU	200	010	305	11	12	4

E-Groves, Proctor, Hendricks, Simeon, Otten 2, DP-FSU 1, WFU 1, LOB-FSU 9, WFU 8. 2B-Palmieri, Rikard, Mendez, HR-Diaz, M. (6), Riepe (4).

**Game 26-March 14, 1998**  
**FLORIDA STATE ..... 10 WAKE FOREST ..... 4**

WINSTON-SALEM, N.C. — Terry Henderson drove in six runs on four hits, including a two-run home run, as he led No. 19 Florida State to a 10-4 win over No. 20 Wake Forest. Jon McDonald (4-2) struck out 12 career-high batters as he scattered seven hits in his first ever complete game. He allowed just one walk and three earned runs. Brian Cox contributed three hits and two RBI and rightfielder Matt Diaz belted three hits and an RBI to add to the Seminoles' offensive production.

FSU	013	030	003	10	13	1
WFU	020	000	101	4	7	3

E-Badaeux (6), Aquilante, Otten 2, LOB-FSU 8, WFU 5. 2B-Jernigan (4), Cox (8), Borrell 2 (6). HR-Henderson (2), Borrell (2).

**Game 27-March 15, 1998**  
**FLORIDA STATE ..... 9 WAKE FOREST ..... 6**

WINSTON-SALEM, NC — Brett Groves hit a game-winning two-run double in the eighth inning to lead No. 19 Florida State to a 9-6 come-from-behind victory over No. 20 Wake Forest in a three-game sweep of the Demon Deacons. Zach Diaz (3-0) pitched 4 1/3 innings of shutout ball to earn the win in relief of starter Chris Chavez. Diaz allowed just three hits and struck out three batters in his third win of the season. Groves finished the day with three hits and two RBI. Designated hitter Terry Henderson extended his hitting streak to eight games as he blasted a two-run triple to tie the score at 3-3 in the fifth inning. Jeremy Salazar belted a solo home run to centerfield in the ninth inning for added insurance and a 9-6 advantage. Salazar was 4-for-5 with two RBI on the day.

FSU	000	130	041	9	14	0
WFU	012	030	000	6	11	0

DP-WFU 3, LOB-FSU 7, WFU 8. 2B-Groves 2 (9), Daeley, Slavik 2. 3B-Henderson (1), HR-Salazar (4).

**Game 28-March 17, 1998**

**MOREHEAD ST. .... 1 FLORIDA STATE ..... 9**

TALLAHASSEE, FL — Nick Stocks struck out nine batters in six innings as No. 12 Florida State defeated Morehead State, 9-1. Stocks (1-0) allowed just four hits and an unearned run while striking out nine in his first career start as the Seminoles extended their winning streak to 10 games. Jeremy Salazar drove in third baseman Jose Zabala twice with a double in the first and third innings as the Seminoles jumped out to a 2-0 lead. Matt Diaz was 2-for-4 with an RBI-double in the fifth inning and centerfielder Brian Cox contributed two hits, including a two-run double in the sixth inning.

MSU	000	001	001	1	6	2
FSU	101	023	20x	9	12	2

E-J. Cox, Kingsolver, Groves 2. DP-MSU 2, FSU 1. LOB-MSU 10, FSU 11. 2B-Salazar 2. B. Cox, M. Diaz, Woodward.

**Game 29-March 20, 1998**

**DUKE ..... 5 FLORIDA STATE ..... 6**

TALLAHASSEE, FL — Jose Zabala knocked in Terry Henderson for the game-winning RBI with a line drive to third base as No. 12 Florida State pulled out a 6-5 win over No. 14 Duke in 10 innings. Scott Proctor (2-0) earned the win in relief as he struck out four batters in 2 1/3 innings as he helped FSU to its 11th straight victory. Wes Crawford surrendered five runs on 10 hits and struck out three batters in 7 2/3 innings in a no-decision for FSU.

DU	021	000	0200	5	10	3
FSU	020	200	1001	6	9	1

E-Becker, Fletcher 2, Cash (5). DP-DU 1, FSU 3. LOB-DU 6, FSU 13. 2B-Becker, 3B-Litrownik. HR-Fletcher (7), Groves (1).

**Game 31-March 22, 1998**

**DUKE ..... 9 FLORIDA STATE ..... 10**

TALLAHASSEE, FL — Jeremy Salazar blasted his second home run of the day in the bottom of the ninth inning to lift No. 12 Florida State to a 10-9 win over No. 14 Duke. Salazar led off the bottom of the ninth inning with the score knotted a 9-9 and fouled off four pitches before belting the game-winning home run over the right centerfield wall. The senior also hit a three-run blast in the first inning to give FSU a 3-0 lead. He finished the day with four RBI. Matt Diaz belted a solo home run. Mike DiBlasi (1-1) finished the ninth inning and earned the win for the Seminoles. Nick Stocks struck out eight batters in 5 1/3 innings of a no-decision.

DU	000	004	311	9	9	2
FSU	300	111	121	10	11	1

E-Goodner, Maluchnick, Zabala. DP-Duke 1, FSU 1. LOB-Duke 6, FSU 6. 2B-Maluchnick, Schill, Groves. HR-Alleva (2), Schill (6), Cox (4), M. Diaz (7), Salazar 2 (6).

**Game 32-March 24, 1998**

**FAU ..... 3 FLORIDA STATE ..... 15**

TALLAHASSEE, FL — No. 8 Florida State belted 16 hits, including three home runs, as the Seminoles defeated Florida Atlantic, 15-3. Matt Diaz belted a three-run home run in the third inning. Jeremy Salazar and Brian Cox hit back-to-back solo home runs. Cox finished the day with three hits and three RBI. Chris Chavez (4-2) held the Owls to one run while scattering nine hits and striking out seven batters in the six-inning outing to earn the win for the Seminoles. Chris Ginn struck out five batters in the final three innings to earn his first save of the season.

FAU	000	100	002	3	12	2
FSU	023	020	26x	15	16	1

E-Hart 2, Jernigan 1. DP-FSU 4. LOB-FAU 11, FSU 8. 2B-Roig, Badeaux, Cash. HR-Bou, Salazar, Cox, M. Diaz.

**Game 33-March 25, 1998**

**FAU ..... 5 FLORIDA STATE ..... 7**

TALLAHASSEE, FL — Brian Cox drove in three runs on two hits as he led No. 8 Florida State to a 7-5 win over Florida Atlantic. Matt Diaz drove in two runs with a pair of sacrifice flies. Jeremy Salazar belted a solo home run in the eighth inning. John Bentley held Florida Atlantic to four runs on seven hits in six innings. Scott Proctor earned his third save as he retired the final two batters for the Seminoles.

FAU	001	003	010	5	11	3
FSU	302	010	01x	7	9	1

E-Blair, Bou, Raffo, Z. Diaz. DP-FAU 3, FSU 1. LOB-FAU 9, FSU 3. 2B-Bou, Dodge, Hart, Messner, Cox. 3B-Badeaux. HR-Salazar.

**Game 34-March 26, 1998**

**MARYLAND ..... 14 FLORIDA STATE ..... 6**

TALLAHASSEE, FL — Casey Trout drove in three runs on two doubles as he led Maryland to a 14-6 win over No. 8 Florida State. The loss ended FSU's 15-game winning streak. The Terrapins scored five runs in a two-out rally in the seventh inning on three hits and five walks. Jared Vogt hit a game-winning two-run double in the inning to put Maryland up, 6-4. Wes Crawford (4-1) dropped his first decision of the season as he surrendered five runs on six hits and four walks. He struck out four batters in 6 2/3 innings. FSU used six pitchers and walked 12 batters, while Seminole fielders committed six errors. Jeremy Salazar belted a two-run homer in the fifth inning.

UMD	002	001	524	14	14	1
FSU	010	120	020	6	10	6

E-D'Archangelo, M. Diaz, Groves 3, Salazar, Zabala. DP-UMD 1, FSU 2. LOB-UMD 12, FSU 11. 2B-Barton, Patenaude, Trout 2, Vogt, Cox 2, M. Diaz. HR-Salazar (9).

**Game 35-March 27, 1998**

**MARYLAND ..... 2 FLORIDA STATE ..... 14**

TALLAHASSEE, FL — Matt Diaz drove in three runs on two hits, including a two-run home run in the first inning, as he led No. 8 Florida State to a 14-2 win over Maryland. Jon McDonald (6-2) earned his sixth consecutive win as he hurled a one-hitter in seven innings. McDonald struck out 10 batters and surrendered just two runs in the outing. Mike DiBlasi pitched two scoreless innings to finish the game. Jose Zabala knocked in three runs on two hits, including an RBI-double in the fourth inning. Jeremy Salazar belted his sixth home run in five games.

UMD	000	002	000	2	3	7
FSU	302	113	40x	14	10	1

E-Barton, Bronowicz, Hammond, Patenaude 3, Trout, Groves. DP-UMD 3, FSU 3. LOB-UMD 5, FSU 6. 2B-Groves 2, Zabala. HR-M. Diaz (9), Salazar (10).

**Game 36-March 28, 1998**

**MARYLAND ..... 0 FLORIDA STATE ..... 10**

TALLAHASSEE, FL — Brian Cox belted a career-high four hits and knocked in a career-high four runs as he led the No. 8 Florida State Seminoles to a 10-0 win over Maryland. Nick Stocks (2-0) hurled seven shutout innings and struck out eight batters as he earned his second win of the season. Stocks allowed four hits and three walks in Florida State's sixth shutout of the year. David Kelly and Scott Proctor combined to strike out three batters in the final two innings.

UMD	000	000	000	0	7	2
FSU	101	033	02x	10	11	0

E-Agamenzone, Ginsburg. DP-FSU 2. LOB-UMD 11, FSU 9. 2B-Bronowicz, Ginsburg, Trout, Badeaux, Cash, Cox 2. 3B-Otero. HR-Cox (6).

**Game 37-March 31, 1998**

**MERCER ..... 3 FLORIDA STATE ..... 13**

TALLAHASSEE, FL — Wes Crawford struck out a career-high 11 batters as he led No. 7 Florida State to a 13-3 win over Mercer. Crawford did not allow an earned run in the seven-inning outing. He gave up two runs on four hits and two walks. Jeremy Salazar belted a two-run double in the first inning to give the Seminoles a 2-0 lead. FSU capped off the scoring with five runs in the eighth inning. Badeaux ripped a three-run triple to leftfield and Cox contributed his seventh home run of the season, a solo blast to leftfield.

Mercer	020	000	010	3	7	3
FSU	203	300	05x	13	10	2

E-Schmidt, Betta, Rodriguez, Salazar, Groves. LOB-Mercer 7, FSU 12. 2B-Campbell, Magouirk, Salazar, Cash 2. 3B-Badeaux, Henderson. HR-Cox (7).

**Game 38-April 1, 1998**

**MERCER ..... 0 FLORIDA STATE ..... 11**

TALLAHASSEE, FL — John Bentley and the Seminole pitching staff hurled their seventh shutout of the season to lead No. 7 Florida State to an 11-0 win over Mercer. Bentley (5-0) held the Bears to just two hits and struck out four batters in five innings to earn his fifth win of the season. FSU relievers Zach Diaz, Mike DiBlasi, Chris Chavez and Scott Proctor fanned a combined seven batters in an inning each of relief. Karl Jernigan belted two doubles, scored two runs and drove in a run on the night. Matt Woodward contributed two RBI-singles and Kevin Cash scored twice on two hits to add to FSU's offensive production.

Mercer	000	000	000	0	3	3
FSU	200	360	00x	11	13	1

E-Schmidt, Betta 2, Badeaux. DP-FSU 2. LOB-Mercer 5, FSU 8. 2B-Nebel, Zabala, Klosterman, Cash, Jernigan 2.

**Game 39-April 3, 1998**

**MIAMI ..... 9 FLORIDA STATE ..... 4**

TALLAHASSEE, FL — Alex Santos struck out a career-high 12 batters as he led No. 1 Miami to a 9-4 win over No. 7 Florida State. Jon McDonald (6-3) surrendered nine runs on six hits and a season-high eight walks. Five of the nine runs in McDonald's five-inning outing were earned. FSU left-hander Mike DiBlasi pitched four innings of relief and did not allow a hit or a run. Matt Diaz had two hits and one RBI for the Seminoles, including an RBI-single in the eighth inning.

UM	104	022	000	9	6	1
FSU	101	000	020	4	5	2

E-Hill, M. Diaz, Zabala. DP-UM 2. LOB-UM 7, FSU 7. 2B-Hill (12), Badeaux (5), Salazar (12). HR-Hill (4), Michaels (16).

**Game 40-April 4, 1998**

**MIAMI ..... 8 FLORIDA STATE ..... 2**

TALLAHASSEE, FL — Hurricane second baseman Manny Crespo hit a three-run home run as No. 1 Miami defeated No. 7 Florida State, 8-2. Nick Stocks (2-1) surrendered five runs on four hits and five walks in 4 2/3 innings of work in his first loss of the season. Stocks fanned seven batters in the outing. Jeremy Salazar provided FSU's run production with an RBI-double in the third inning and an RBI-single in the fifth inning. Florida State out-hit Miami, 10 to eight, but left 12 batters on base.

UM	000	061	001	8	9	1
FSU	001	010	000	2	10	1

E-Michaels, Badeaux. DP-UM 1, FSU 1. LOB-UM 7, FSU 12. 2B-Salazar. HR-Crespo (6).

**Game 41-April 5, 1998**

MIAMI ..... 9 FLORIDA STATE ..... 6

TALLAHASSEE, FL — Hurricanes' second baseman Manny Crespo belted two home runs, including a game-winning three-run blast in the 10th inning, as the No. 1 Miami defeated No. 7 Florida State to complete a three-game sweep. Matt Diaz belted a two-run homer to centerfield and Jeremy Salazar hit a solo homerun. Scott Proctor (2-1) gave up three runs on four hits in two innings of relief as he took the loss for FSU. Wes Crawford struck out four batters and gave up five runs on seven hits in seven innings of work.

UM	000	221	010	3	9	11	1
FSU	300	020	100	0	6	9	0

E-Michaels. DP-FSU 2. LOB-UM 6, FSU 13. 2B-Jacobson. 3B-Cox. HR-Crespo 2 (8). M. Diaz (10), Salazar (11).

**Game 42-April 8, 1998**

FLORIDA STATE ..... 4 JACKSONVILLE ..... 3

TALLAHASSEE, FL — Third baseman Jose Zabala stole home in the eighth inning to score the game-winning run and give No.12 Florida State a 4-3 victory over Jacksonville. Head coach Mike Martin notched his 1,000th win with the victory. Zach Diaz (4-0) pitched the final two innings to earn the win in relief. Second baseman Brooks Badeaux contributed an RBI-double while leftfielder Karl Jernigan also drove in a run with a baseshit. Righthander John Bentley struck out six batters in seven innings of work in the no-decision. Jacksonville righthander Juan Padilla (4-2) gave up four runs on six hits in a complete game. JU leftfielder Joe Samples belted a solo home run for the Dolphins.

JU	001	100	010	3	9	3
FSU	001	100	11x	4	6	1

E-Diggs, Johnson 2, Salazar. LOB-JU 7, FSU 3. 2B-Diggs, Badeaux. HR-Samples (7). WP-Z. Diaz 4-0. LP-Padilla 4-2. Save-None. Padilla and Meeks. Bentley, Z. Diaz (8) and Salazar.

**Game 43-April 10, 1998**

FLORIDA STATE ..... 5 NORTH CAROLINA ..... 6

CHAPEL HILL, N.C. — Jarrett Shearin drove in four runs on three hits as he led North Carolina to a 6-5 win over No. 12 Florida State. Chris Ginn gave up one run on one hit in one inning in relief as he took the loss for FSU. Jon McDonald gave up five runs on 11 hits and struck out six batters in a no-decision for the Seminoles. Brooks Badeaux walked and scored on a single by catcher Jeremy Salazar as the Seminoles took a 2-1 lead in the third inning. Kevin Cash belted a solo home run in the top of the fourth inning giving FSU a 3-2 advantage.

FSU	101	101	010	5	4	2
UNC	101	200	11X	6	12	2

E-Salazar, Woodward, Miano, Roberts. LOB-FSU 6, UNC 12. 2B-Godwin, Grimsley, LaMarsh, Roberts 2. HR-Cash 2 (6), Shearin (11).

**Game 44-April 11, 1998**

FLORIDA STATE ..... 20 NORTH CAROLINA ..... 4

CHAPEL HILL, N.C. — No. 12 Florida State scored a season-high runs as the Seminoles defeated North Carolina, 20-4. Jeremy Salazar drove in four runs on two hits and Karl Jernigan contributed four RBI and two hits as they led the Seminoles offensively. Both Salazar and Jernigan belted three-run homers in the game. Matt Diaz belted three hits and scored three runs, including a solo home run. Wes Crawford (6-1) held the Tar Heels to one run on two hits in six innings as he earned the win. Crawford struck out three in the outing.

FSU	0(10)2	014	300	20	19	1
UNC	000	100	030	4	5	1

E-Cash, Roberts. LOB-FSU 10, UNC 7. 2B-Cash, Jernigan (7), Mayfield, Otero (3), Salazar (14). 3B-Otero (2). HR-Diaz, M. (11), Jernigan (4), Salazar (12), Reynolds (1).

**Game 45-April 12, 1998**

FLORIDA STATE ..... 4 NORTH CAROLINA ..... 3

CHAPEL HILL, N.C. — Matt Diaz drove in one run on a career-high four hits as No. 12 Florida State defeated North Carolina, 4-3. Chris Chavez (5-2) struck out eight batters and held the Tar Heels to one run on four hits in six-plus innings as he earned the win for FSU. Scott Proctor retired UNC shortstop Brian Roberts for the final out of the ninth inning to earn his fourth save of the season. Florida State broke a scoreless tie with two runs in the fourth inning. Jeremy Salazar reached base on a fielder's choice and came home on a wild pitch. Terry Henderson doubled and scored on a baseshit to leftfield by Matt Diaz. Brian Cox gave the Seminoles an insurance run in the eighth inning with a solo home run to leftfield. Matt Diaz doubled and scored on a ground ball out by Brooks Badeaux to give FSU a 4-2 lead in the ninth inning.

FSU	000	200	011	4	10	0
UNC	000	100	011	3	7	1

E-Snyder. DP-FSU 1, UNC 2. LOB-FSU 5, UNC 8. 2B-M. Diaz, Henderson, Grimsley, Madeira, Shearin. HR-Cox (8), Madeira (7).

**Game 46-April 15, 1998**

FLORIDA STATE ..... 11 JACKSONVILLE ..... 4

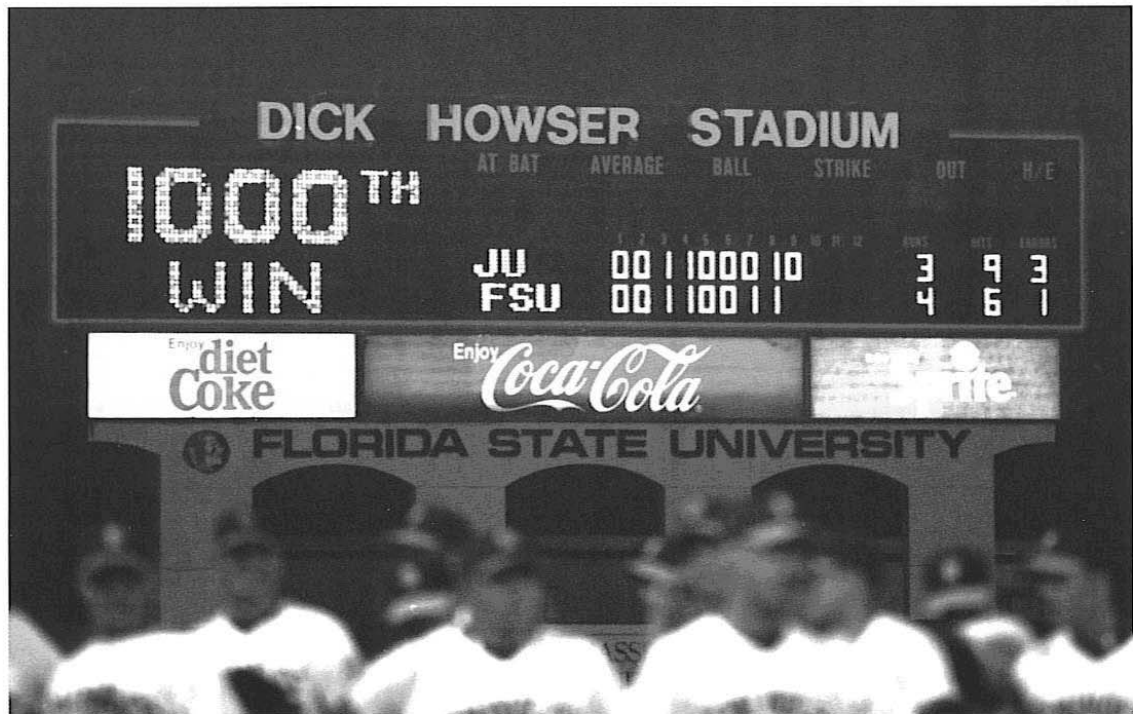
JACKSONVILLE, FL — No. 13 Florida State belted 12 hits as the Seminoles defeated Jacksonville, 11-4, in front of 1,305 fans at Brest Field. Nick Stocks (3-1) held the Dolphins to one run on three hits in six innings of work to earn the win for FSU. Stocks struck out six batters and walked five in the outing. Terry Henderson belted a three-run triple and Matt Diaz drove in two runs on two hits to lead FSU offensively. Nick Regilio (4-4) gave up three runs on four hits in two innings as he took the loss for the Dolphins.

FSU	030	053	000	11	12	0
JU	000	001	210	4	5	3

E-DellaCrosse, Howard, Padilla. DP-FSU 1, JU 3. 1OB-FSU 8, JU 9. 2B-M. Diaz, Klosterman, Woodward. 3B-Henderson.

UNIVERSITY

FLORIDA STATE



**Game 47-April 17, 1998**

**GEORGIA TECH ..... 2 FLORIDA STATE ..... 3**

TALLAHASSEE, FL — Karl Jernigan ripped a basehit to centerfield to drive in pinch-runner George Otero in the bottom of the ninth inning as No. 13 Florida State defeated No. 22 Georgia Tech, 3-2, in front of 2,019 fans at Dick Howser Stadium. Jernigan's hit came with the bases loaded and no outs in the inning. Kevin Cash led off the inning with a basehit and Brooks Badeaux followed with a single. Brett Groves walked to load the bases. Scott Proctor (3-1) retired the final two Georgia Tech batters in the top of the ninth inning as he earned the win in relief of starter Wes Crawford. Crawford gave up two unearned runs on eight hits while striking out seven batters in 8 1/3 innings pitched.

**Game 48-April 18, 1998**

**GEORGIA TECH ..... 3 FLORIDA STATE ..... 8**

TALLAHASSEE, FL — Brett Groves contributed the game-winning RBI in the seventh inning and a solo shot in the eighth inning as No. 13 Florida State rallied to defeat No. 22 Georgia Tech, 8-3, in front of 3,326 fans at Dick Howser Stadium. The Seminoles scored seven runs in the seventh inning with the help of two Yellow Jacket errors and four walks by Georgia Tech pitchers. Groves and Matt Diaz each contributed RBI-singles in the inning. Jon McDonald (7-3) struck out eight batters as he scattered four hits and gave up one run in eight innings pitched. Georgia Tech's Chuck Crowder (7-3) took the loss as he gave up four runs on five hits in 6 1/3 innings pitched.

GT	000	100	002	3	7	2
FSU	000	000	71x	8	7	1

E-Hood, Overton, Zabala. DP-FSU 2. LOB-GT 6, FSU 5. 2B-Brooks, Cash, Cox, Jernigan. HR-McQueen, Prather, Groves.

**Game 49-April 19, 1998**

**GEORGIA TECH ..... 5 FLORIDA STATE ..... 10**

TALLAHASSEE, FL — No. 13 Florida State capitalized on four errors and 13 walks by No. 22 Georgia Tech as the Seminoles defeated the Yellow Jackets, 10-5, to complete the three-game sweep. It was the first time Florida State has swept a three-game series with Georgia Tech since the Seminoles joined the Atlantic Coast Conference in 1992 and the first time since 1964 in the history of the series. Chris Chavez (6-2) struck out three batters in 6 1/3 innings of relief to earn the win for FSU. Chavez retired 11 straight batters in the fifth through eighth innings.

GT	000	310	001	5	6	4
FSU	010	036	00x	10	7	3

E-Basil, Boggs, Brooks, Wrigley, Groves, Woodward, Zabala. DP-GT 1, FSU 2. LOB-GT 7, FSU 10. 2B-Brooks, Cox. HR-Honeycutt.

**Game 50-April 21, 1998**

**SW LOUISIANA ..... 4 FLORIDA STATE ..... 14**

TALLAHASSEE, FL — Jeremy Salazar drove in three runs on four hits as he led the No. 10 Florida State to a 14-4 win over Southwestern Louisiana at Dick Howser Stadium. Nick Stocks (4-1) struck out eight batters and held the Ragin' Cajuns to one run in eight innings as he earned the win for Florida State. Stocks scattered 10 hits and walked two in the outing. Right-hander Eric Templar (2-1) surrendered five runs on seven hits in four-plus innings pitched in the loss for USL. FSU broke the game open with three runs in the fourth inning sparked by a two-run double by shortstop Brett Groves and an RBI-single by first baseman Kevin Cash. Groves drove in three runs on a career-high three hits including his second triple of the season.

USL	100	000	003	4	12	0
FSU	010	310	18x	14	16	2

E-Badeaux 2, DP-USL 2. LOB-USL 11, FSU 10. 2B-Cantrelle, Goltry, Haydel, Hemme, Groves, Salazar. 3B-Groves.

**Game 51-April 22, 1998**

**SW LOUISIANA ..... 1 FLORIDA STATE ..... 13**

TALLAHASSEE, Fla. — Jeremy Salazar and Brian Cox each belted two hits and drove in three runs as they led No. 10 Florida State to a 13-1 win over Southwestern Louisiana at Dick Howser Stadium. Chris Ginn (2-2) held the Ragin' Cajuns to one run on six hits and struck out a career-high seven batters in six innings pitched. USL starting pitcher Scott Dohman did not allow a hit in three innings pitched but was relieved by Willis Lalay (0-5) who surrendered five runs on four hits in the loss. Karl Jernigan's two-run double in the fifth inning sparked a six-run rally to break a 1-1 tie. Salazar capped off the inning with his 13th home run of the season, a three-run blast to leftfield.

USL	000	100	000	1	8	1
FSU	010	063	21x	13	14	0

E-Doucet. DP-FSU 2. LOB-USL 13, FSU 7. 2B-Judice, Prejean, Cox, Jernigan, Salazar, Zabala. HR-M. Diaz, Salazar.

**Game 52-April 24, 1998**

**FLORIDA STATE ..... 1 CLEMSON ..... 2**

CLEMSON, S.C. — Ryan Mottl held the Seminoles to four hits as he led No. 4 Clemson to a 2-1 win over No. 10 Florida State. Mottl (9-1) walked four and struck out one batter in 8 1/3 innings pitched. The Tigers broke a scoreless tie in

the fourth inning as second baseman Kurt Bultmann singled and scored on a sacrifice bunt by third baseman Brian Holstad. Clemson ripped three consecutive basehits to lead off the fifth inning and rightfielder Matt Padgett scored on a single by Bultmann. Brian Cox blasted a solo home run to left-center field to cut Clemson's lead to 2-1 in the sixth inning. Wes Crawford (6-2) surrendered 10 singles to the Tigers while striking out two Clemson batters in a complete game for the Seminoles. Clemson's Scott Clackum retired the final two batters in the ninth inning to earn his seventh save of the season.

FSU	000	000	100	1	4	2
CLEM	000	110	00x	2	10	1

E-Crawford, Groves, Harris. DP-FSU 1, Clemson 1. LOB-FSU 7, Clemson 10. HR-Cox (9).

**Game 53-April 25, 1998**

**FLORIDA STATE ..... 4 CLEMSON ..... 5**

CLEMSON, S.C. — Jason Harris belted a three-run home run to cap off a five-run rally in the eighth inning as No. 4 Clemson came back to defeat No. 10 Florida State, 5-4. Clemson ripped five hits in the eighth inning chasing FSU right-hander Jon McDonald with two outs in the inning. Reliever Chris Chavez faced rightfielder Matt Padgett, giving up a hit to centerfield and left-hander Zach Diaz surrendered the home run to Harris. Chavez (6-3) took the loss for the Seminoles. Left-hander Brian Adams (6-0) struck out eight batters in eight innings for Clemson. Brian Cox belted a solo home run to left field for his 10th of the season. Matt Diaz followed two batters later with his 13th homer of the year, a solo shot to right field, giving FSU a 2-0 lead. Jeremiah Klosterman contributed a pinch-hit solo home run in the ninth inning to cut Clemson's lead to 5-4.

FSU	000	210	001	4	6	0
CLEM	000	000	05x	5	8	0

DP-FSU 1. LOB-FSU 2, Clemson 3. 2B-Badeaux, Groves, Zabala, Singleton. HR-Cox (10), M. Diaz (13), Klosterman (2), Harris.

**Game 54-April 26, 1998**

**FLORIDA STATE ..... 7 CLEMSON ..... 2**

CLEMSON, S.C. — Kevin Cash drove in two runs on three hits as he led No. 10 Florida State to a 7-2 win over No. 4 Clemson in front of 4,718 fans at Tiger Field. Nick Stocks (5-1) struck out eight batters in seven innings to earn the win for Florida State. Stocks surrendered two unearned runs on eight hits and five walks in the outing. Clemson starter Skip Browning (5-3) took the loss as he gave up one run on one hit and three walks in one-plus innings pitched. Florida State loaded the bases in the fourth inning on two singles by Kevin Cash and Brooks Badeaux and a walk by Brett Groves. Karl Jernigan belted a single to centerfield, driving in Cash and Badeaux. Groves scored from third on a ground ball out hit by Jose Zabala to give the Seminoles a 4-0 lead. Clemson cut the lead to 4-2 with two bases-loaded walks by Stocks. Both runs in the inning were unearned after a fielding error by Zabala.

FSU	010	310	020	7	8	1
CLEM	000	200	000	2	9	1

E-Zabala, Browning. DP-FSU 1, Clemson 1. LOB-FSU 8, Clemson 13. 2B-M. Diaz, Ellis, Roper, Singleton, Bultmann. 3B-Cash.

**Game 55-May 1, 1998**

**FLORIDA STATE ..... 1 MIAMI ..... 7**

CORAL GABLES, FL — Alex Santos hurled a complete-game one-hitter as No. 1 Miami defeated No. 11 Florida State, 7-1, in front of 3,356 fans at Mark Light Stadium. Santos (11-1) struck out 12 and walked two batters in the outing. Brian Cox blasted a solo home run with two outs in the ninth inning as the Seminoles escaped a no-hitter by Santos. Wes Crawford (6-3) surrendered six runs on seven hits in 6 1/3 innings pitched. Crawford struck out seven and walked five in the outing.

FSU	000	000	001	1	1	1
UM	100	200	31x	7	9	1

E-Zabala, Santos. DP-FSU 3, UM 1. LOB-FSU 3, UM 8. 2B-Huff. HR-Cox (11), Jacobson (2).

**Game 56-May 2, 1998**

**FLORIDA STATE ..... 11 MIAMI ..... 5**

CORAL GABLES, FL — Jose Zabala belted four of the Seminoles 15 hits as he helped lead No. 11 Florida State to a 11-5 win over No. 1 Miami in front of 4,506 fans at Mark Light Stadium. Jon McDonald (8-3) held the Hurricanes to one run on four hits in six-plus innings in the win for the Seminoles. McDonald struck out two and walked three in the outing. Zabala was 4-for-4 with three runs scored and Jeremy Salazar added three RBIs. Miami's Darryl Roque (11-1) surrendered seven runs on nine hits in 6 2/3 innings and struck out seven in his first loss of the season. Chris Chavez picked up his first save of the season as he pitched three innings of relief for the Seminoles.

FSU	101	010	422	11	15	1
UM	001	000	022	5	9	0

E-Salazar. DP-FSU 2, UM 2. LOB-FSU 7, UM 8. 2B-Groves, Zabala, Alvarez. HR-Salazar, Alvarez, Crespo.

**Game 57-May 3, 1998**

**FLORIDA STATE ..... 5 MIAMI ..... 4**

CORAL GABLES, FL — No. 11 Florida State allowed just four hits as the Seminoles edged No. 1 Miami to take two of three games from the Hurricanes in front of 2,167 fans at Mark Light Stadium. Nick Stocks (6-1) held the Hurricanes to three runs on three hits in 5 2/3 innings pitched as he earned the win for FSU. Mike DiBlasi struck out five in three shutout innings to earn his

third save of the season. The Seminoles took a 3-1 lead in the third inning as Brooks Badeaux doubled and came home on a double by Brian Cox. The Seminoles loaded the bases and Badeaux and Terry Henderson scored on a throwing error by UM catcher Russ Jacobson. Henderson and Kevin Cash belted back-to-back solo home runs in the sixth inning to increase the Seminoles lead to 5-1. Miami's Mark Walker blasted a pinch-hit three-run homer in the sixth inning off reliever Chris Ginn as the Hurricanes cut FSU's lead to 5-4. Todd Ozias (5-1) surrendered five runs on six hits in 5 2/3 innings pitched in the loss for the Hurricanes.

FSU	003	002	000	5	9	1
UM	100	003	000	4	4	1

E-Salazar, Jacobson. DP-FSU 4, UM 1. LOB-FSU 8, UM 5. 2B-Badeaux 2, Cash, Cox 2. HR-Henderson (3), Cash (7), Walker (1).

### Game 58-May 6, 1998

ST. LEO ..... 11 FLORIDA STATE ..... 8

TALLAHASSEE, FL — Luis Rivera drove in three runs on four hits as he helped St. Leo College down No. 9 Florida State, 11-8, in front of 2,123 fans at Dick Howser Stadium. Rivera led off the game with a home run to leftfield as the Monarchs jumped on FSU right-hander John Bentley early. Bentley (5-1) gave up four runs on five hits and struck out one batter in two innings of work as he suffered his first loss of the season. Patrick Bowen (5-4) retired nine straight batters in the first three innings as the Monarchs broke out to a 6-0 lead. Bowen struck out six batters in 6 1/3 innings pitched. Brian Cox and Matt Diaz each belted three hits for the Seminoles. Jose Zabala blasted a solo shot to left field for his first home run of the season. The Seminoles left 12 men on base, including the bases loaded in the sixth, seventh and eighth innings.

St. Leo	132	000	500	11	12	0
FSU	000	220	310	8	10	2

E-Badeaux, Woodward. DP-St. Leo 1. LOB-St. Leo 7, FSU 12. 2B-Rivera 2, Cox 2, M. Diaz, Henderson. HR-Rivera, Wrenn, Zabala.

### Games 59 & 60-May 9, 1998

FLORIDA STATE .. 5 & 11 VIRGINIA ..... 4 & 2

CHARLOTTESVILLE, VA — Brian Cox drove in four runs on four hits, including a two-run home run, as No. 9 Florida State swept Virginia by scores of 5-4 and 11-2 in a doubleheader. Jon McDonald (9-3) struck out eight batters in 7 1/3 innings of work to earn his ninth win of the season in the first game of the day. Mike DiBlasi entered the game with runners on second and third base and one out in the eighth inning and retired the final two batters to escape the inning. DiBlasi struck out three batters in 1 2/3 innings to collect his fourth save of the season. Tim LaVigne belted a three-run home run to give the Cavaliers a 3-0 lead in the second inning. Brian Cox tied it up at 3-3 in the fifth with a two-run home run to leftfield. Brett Groves scored the game-winning run on a passed ball in the eighth inning after reaching base on an error. Javier Lopez (5-5) surrendered five runs on six hits in 7 2/3 innings as he took the loss.

FSU	000	120	020	5	7	2
UVA	030	000	010	4	8	3

E-Groves, Klosterman, Bowling, LaVigne, Sherlock. DP-FSU 1, UVA 1. LOB-FSU 7, UVA 6. 2B-Kinsman. HR-Cox (12), LaVigne.

The Seminoles belted 14 hits as they defeated Virginia 11-2 in the second game of the doubleheader. Wes Crawford (7-3) struck out six batters in eight innings as he held the Cavaliers to two runs on six hits in his seventh win of the season. Casey Kennedy (5-6) gave up four runs on six hits in 4 2/3 innings of work in the loss. Cox singled and scored on a bunt baserun by Kevin Cash to give FSU a 1-0 lead in the fourth inning of the second game. Florida State put three runs on the board in the fifth inning on an RBI-baserun by Cox and a two-run triple by Terry Henderson.

FSU	000	130	133	11	14	0
UVA	000	010	100	2	8	1

E-Shrout. DP-FSU 3, UVA 1. LOB-FSU 8, UVA 6. 2B-Badeaux, Cash, M. Diaz, Jernigan, Bowling 2. 3B-Henderson, Lopez.

### Game 61-May 10, 1998

FLORIDA STATE ..... 9 VIRGINIA ..... 6

CHARLOTTESVILLE, VA — Matt Diaz drove in a career-high four runs on three hits and Brian Cox ripped three hits as No. 9 Florida State defeated Virginia, 9-6. John Bentley (6-1) earned the win as he held the Cavaliers to three runs on six hits and struck out one batter in five innings of work. Scott Proctor earned his fifth save of the season as he pitched 1 2/3 innings of scoreless relief. FSU went up 3-0 as Matt Diaz doubled Cox home and Karl Jernigan drove in Cash with an infield baserun. Diaz scored on a fielding error on a ground ball hit by shortstop Brett Groves for FSU's third run of the inning. Florida State put four more runs on the board in the third inning sparked by a two-run single by Diaz. Greg Wirthelder (2-3) gave up seven runs on five hits in five innings in the loss for the Cavaliers.

FSU	304	000	200	9	8	1
UVA	002	010	030	6	8	4

E-Cash, Sherlock, Lopez, LaVigne, Rueffert. DP-FSU 1, UVA 1. LOB-FSU 5, UVA 5. 2B-M. Diaz, Cox, Rueffert, Lopez. 3B-Rueffert. HR-Gonzalez, Gilleland.

### Game 62-May 13, 1998

VIRGINIA ..... 1 FLORIDA STATE ..... 4

DURHAM, NC — Chris Chavez struck out eight batters in a complete game as he led Florida State to a 4-1 win over Virginia in the ACC Tournament. Chavez (7-3) retired 13 consecutive batters between the second and sixth innings before surrendering a baserun to UVA's Ryan Gilleland. Kevin Cash drove in two runs on three hits to lead the Seminoles offensively. Jeremy Salazar and Matt Diaz also

contributed two hits. UVA's Casey Kennedy (5-7) gave up four runs on 12 hits and struck out five batters in eight innings.

UVA	010	000	000	1	5	1
FSU	010	100	20x	4	12	1

E-Kennedy, Salazar. DP-UVA 3. LOB-UVA 6, FSU 6. 2B-Sherlock, LaVigne, Zabala, M. Diaz.

### Game 63-May 14, 1998

FLORIDA STATE ..... 14 WAKE FOREST ..... 1

DURHAM, NC — Wes Crawford allowed one run on six hits as Florida State defeated Wake Forest, 14-1, in the second round of the ACC Tournament. Crawford (8-3) struck out four batters and walked no one in seven innings of work for the Seminoles. Brian Cox drove in two runs on three hits and catcher Jeremy Salazar knocked in three runs on three hits to lead FSU offensively. Wake Forest's Mike MacDougal (6-5) gave up 11 runs on nine hits in six-plus innings.

FSU	203	100	700	14	12	2
WFU	000	001	000	1	7	5

E-Zabala, Groves, Palmieri, Siemon, Chiou, Voshell, MacDougal. DP-FSU 2, WFU 3. LOB-FSU 10, WFU 7. 2B-Badeaux (11), Cox (23), Salazar (17).

### Game 64-May 15, 1998

FLORIDA STATE ..... 13 NORTH CAROLINA ... 11

DURHAM, NC — Florida State pulled out a 13-11 win over North Carolina in 10 innings with the help of three basehits and two Tar Heel errors in the final inning of the game at the ACC Tournament. FSU belted a season-high 22 hits, including a career-high five basehits by Matt Diaz. Jeremy Salazar also ripped three hits and drove in two runs while Brooks Badeaux knocked in two runs on three hits. Mike DiBlasi (2-1) shut down the Tar Heels for the final three innings as he struck out four batters to earn the win in relief. UNC reliever Derrick DePreck (4-3) gave up five runs on nine hits in four innings of relief in the loss. Starter Jon McDonald (9-4) gave up seven runs on three hits in 3 1/3 innings of work.

FSU	304	000	400	2	13	22	2
UNC	300	620	000	0	11	6	2

E-Groves 2, Shearin, Grimsley. DP-FSU 1, UNC 2. LOB-FSU 8, UNC 6. 2B-Badeaux, M. Diaz, Jernigan, Grimsley. 3B-Cash. HR-Cox (13), Salazar (15), Moylan (9).

### Game 65-May 16, 1998

FLORIDA STATE ..... 13 NC STATE ..... 6

DURHAM, NC — Matt Diaz drove in a career-high six runs on five hits, including a two-run home run, as Florida State advanced to the championship game of the ACC Tournament with a 13-6 win over North Carolina State. John Bentley (7-1) held the Wolfpack to three runs on 10 hits in eight innings of work. Rodney Ormond (3-4) gave up seven runs on four hits and four walks in 1 2/3 innings pitched. FSU used home runs by Brian Cox and Diaz in the fourth inning to put three more runs on the board and FSU went up 10-1.

NCS	010	000	023	6	12	2
FSU	340	300	30x	13	13	1

E-Ward 2, Bentley. DP-NCS 1. LOB-NCS 7, FSU 11. 2B-Ward 2, Weber, Piercy, C. Lee, Zabala, M. Diaz. HR-Weber, Manley, Cox (14), M. Diaz (14).

### Game 66-May 16, 1998

FLORIDA STATE ..... 1 WAKE FOREST ..... 2

DURHAM, NC — Wake Forest scored a run in the bottom of the ninth inning to edge Florida State, 2-1, and force the Seminoles to play in a second championship game of the ACC Tournament. John Hendricks held Florida State to one run on four hits in his 10th complete game of the season. Hendricks retired the first 13 FSU batters before righthander Matt Diaz was hit by a pitch. Nick Stocks (6-2) struck out seven in eight-plus innings in the loss for FSU. Wake Forest third baseman Corey Slavik put the Demon Deacons ahead 1-0 with a solo home run to right field in the sixth inning. Brooks Badeaux was hit by a pitch to lead off the eighth inning and scored on a double to left field by Brian Cox. Wake Forest's Ben Danosky walked to lead off the ninth inning, before he was replaced by pinch-runner Stephen Sullivan. Sullivan scored on a baserun to centerfield and error by Cox for the game-winning run.

FSU	000	000	010	1	4	3
WFU	000	001	001	2	8	1

E-Salazar, Cash, Cox, Slavik. DP-FSU 2. LOB-FSU 7, WFU 13. 2B-Cox (24). HR-Slavik (6).

### Game 67-May 17, 1998

WAKE FOREST ..... 6 FLORIDA STATE ..... 3

DURHAM, NC — Danny Borrell held the Seminoles to three runs on six hits in a complete game as he led Wake Forest to a 6-3 victory over Florida State in the ACC Championship game. Borrell (3-2) struck out four and walked four in his first start against an ACC opponent. Jon Palmieri belted an RBI-double in the first inning as Wake Forest quickly took a 1-0 lead. Palmieri also led off the third inning with a triple and scored on a baserun by Corey Slavik. Slavik came home on a single by catcher Andrew Riepe to increase the Deacons lead to 3-0. Chris Chavez (7-4) gave up five runs on 10 hits in 4 1/3 innings pitched in the loss.

WFU	102	021	000	6	13	2
FSU	000	101	001	3	6	0

E-Slavik, Voshell. DP-WFU 2, FSU 1. LOB-WFU 12, FSU 5. 2B-Danosky, Palmieri. 3B-Palmieri.

### Game 68-May 21, 1998

LIBERTY ..... 7 FLORIDA STATE ..... 10

TALLAHASSEE, FL — Matt Diaz belted two home runs and drove in three



runs as he led Florida State to a 10-7 win over Liberty in the first round NCAA Atlantic II Regional. Right-hander Jon McDonald (10-3) struck out six batters in eight innings in the win for Florida State. Tim Harrell (9-4) surrendered nine runs on 13 hits and struck out six batters in seven innings in the loss for Liberty. Brian Cox ripped a two-run home run to centerfield and designated hitter Terry Henderson drove in catcher Jeremy Salazar on a double to right field to give the Seminoles a 4-0 lead in the third inning. Liberty cut FSU's lead to 4-3 on two home runs in the fourth inning. Shortstop David Dalton belted a solo homer to centerfield and first baseman Ryan McClellan followed with a two-run shot to centerfield. Diaz added two runs to the Seminoles' cause with his second home run of the day. Right-hander Scott Proctor pitched a scoreless inning of relief to earn his sixth save of the season for the Seminoles.

LIB	000	300	040	7	11	3
FSU	013	021	21x	10	15	0

E-Dalton, T. Harrell, B. Miller. DP-FSU 2. LOB-Liberty 4, FSU 6. 2B-Henderson 2, Zabala. HR-Dalton (10), McClellan (12), Wright (18), Cox (15), M. Diaz (16).

**Game 69-May 22, 1998**  
**DELAWARE ..... 6 FLORIDA STATE ..... 27**

TALLAHASSEE, FL — Brian Cox drove in a career-high five runs on six hits, including a grand slam home run, as he led Florida State to a 27-6 win over Delaware in the Seminoles second game of the NCAA Atlantic II Regional. Cox tied Luis Alica for the Florida State single-game hit record with his 6-for-6 effort. FSU's 27 runs were the most the Seminoles had ever scored in an NCAA post-season game and the most the team has scored this season. Delaware jumped out to a 3-0 lead in the first inning with rightfielder Kevin Mench's first home run of the day. The Seminoles cut the Fighting Blue Hens' lead to 3-2 as Terry Henderson walked and came home on a ground ball by Kevin Cash and Matt Diaz doubled and scored on a baserun by leftfielder Karl Jernigan. FSU broke out for 10 runs on seven hits in the third inning to take a 12-3 lead. Third baseman Jose Zabala singled and scored on a sacrifice fly by Henderson to tie the game. The next eight batters reached base as FSU put up nine more runs. Diaz contributed an RBI-double, Cox belted a grand slam and Jeremy Salazar followed with a solo homer in the inning. Salazar ripped his second home run of the day in the fifth inning, a three-run blast to centerfield, as he finished with three hits and four RBI on the day. Diaz blasted a two-run shot in the same inning for his 17th home run of the season to tie the FSU freshman home run record. Chris Chavez (8-4) surrendered five runs on 10 hits in 5 2/3 innings as he picked up the win for FSU. He struck out one and walked one in the outing. Delaware's Chris Frey (8-2) surrendered 12 runs on 10 hits in 2 2/3 innings in the loss. Zabala and leftfielder George Otero both belted home runs in the eighth inning for FSU.

Del	011	100	6	11	4
FSU	0210	060	18x	27	21

E-DiMaggio, Eymann, McSherry, Pulitto, Groves. DP-Delaware 1, FSU 3. LOB-Delaware 5, FSU 4. 2B-Koplove, Cox, M. Diaz, Groves, Klosterman, Mayfield. HR-Eymann (15), Mench 2 (33), Cox (16), M. Diaz (17), Otero (2), Salazar 2 (17), Zabala (2).

**Game 70-May 23, 1998**  
**FLORIDA STATE ..... 23 OKLAHOMA ..... 2**

TALLAHASSEE, FL — Matt Diaz drove in a career-high seven runs on five hits and belted four of his team's eight home runs as he led Florida State to a 23-2 victory over Oklahoma to advance to the NCAA Atlantic II Regional championship game. Diaz tied the Florida State and NCAA Regional record for home runs in a single game. Brian Cox also contributed to the Seminoles' slugfest with three hits and five RBI, including a solo home run in the second inning and three-run shot to centerfield in the fifth inning. With his home run in the second inning, Cox set a new Florida State record with 10 consecutive hits. Wes Crawford (9-3) held the Sooners to one run on four hits in seven innings pitched for FSU. Crawford struck out five batters and walked two in the win for the Seminoles. Sooners' Jared Hoerman (7-5) surrendered six runs on five hits in one inning pitched in the loss for Oklahoma.

FSU	630	071	402	23	24	0
OKLA	000	100	001	2	8	3

E-Bookout, Hart, Vidales. DP-FSU 1. LOB-FSU 7, Oklahoma 6. 2B-Cash (15), Groves (18), Salazar (18), Vidales (2). HR-Cox 2 (18), M. Diaz 4 (21), Henderson (4), Jernigan (5), Bookout (25).

**Game 71-May 24, 1998**  
**FLORIDA STATE ..... 16 AUBURN ..... 10**

TALLAHASSEE, FL — Florida State earned the right to its 16th appearance in the College World Series with a 16-10 win over Auburn in the final of the NCAA Atlantic II Regional. Matt Diaz once again led the Seminoles offensively as he drove in six runs on four hits, including three doubles, and earned Most Valuable Player honors for his efforts. Florida State set a new NCAA Regional record with runs scored per game. The Seminoles averaged 19.0 runs per game after scoring 76 in four games. FSU also belted 80 hits, including 18 home runs, in the four-game offensive tear. FSU jumped out to a 3-0 lead in the first inning as Brooks Badaeux led off the game with a baserun. Jose Zabala then homered to right field to put the Seminoles on the board, 2-0. Terry Henderson doubled to center field and Diaz followed with a double to right field for FSU's third run of the game. Badaeux finished the day with a 4-for-4 outing, tying a career-high for hits. The Seminoles added six more runs in the second inning sparked by a two-run single by Brian Cox and a three-run double by Diaz. Cox extended a 23-game hitting streak with three hits and two RBI on the day. Florida State made the score 12-0 in the third inning on an RBI-baserun by Badaeux and RBI-double by Zabala. Zabala set a new career-high with four RBI on the day. Nick Stocks hurled five scoreless innings before surrendering five runs in the sixth inning. Stocks (7-3)

struck out six batters and allowed five runs on five hits in 5 1/3 innings pitched. Auburn starter Kevin Knorst (5-4) lasted just 1 1/3 innings after giving up nine runs on seven hits. Knorst struck out two and walked three in the outing. Scott Proctor earned a save after holding the Seminoles' lead for 3 2/3 innings.

FSU	363	100	300	16	20	2
AUB	000	007	003	10	12	1

E-Proctor, Zabala, Rich. DP-FSU 1. LOB-FSU 8, Auburn 9. 2B-Cox, M. Diaz, Groves, Henderson, Zabala. HR-Zabala, Faulkner, Rich.

**Game 72-May 29, 1998**  
**ARIZONA STATE ... 11 FLORIDA STATE ..... 10**

OMAHA, Neb. — Arizona State made Florida State pay for its six errors as the No. 6 seeded Sun Devils beat the No. 3 Seminoles 11-10 in the opening game of the College World Series. Arizona State (39-22) spoiled a two-home run effort by Florida State catcher Jeremy Salazar, going ahead for good with three seventh-inning runs — the last two aided by the fifth error by the Seminoles. With Arizona State trailing 10-9 with two outs, Rudy Arguelles singled to right field. Florida State's Matt Diaz missed the cutoff with a wild throw to the plate, allowing Dustin Delucchi to score the tying run. The Sun Devils went ahead when Willie Bloomquist walked, reached second on a fielder's choice, moved to third on Diaz's error and scored on a wild pitch by reliever Scott Proctor.

ASU	001	160	300	11	12	1
FSU	000	235	000	10	8	6


E-Bloomquist, Zabala, Salazar, M. Diaz, Groves 3. DP-ASU 2. LOB-ASU 11, FSU 9. 2B-Moreno, Phelps. HR-Halvorson, Salazar 2. WP-Pennington 7-2. LP-McDonald 10-4. Save-None. Lowery, Kramer (5), Pennington (6) and Halvorson. Crawford, McDonald (5), Proctor (7), DiBlasi (9) and Salazar.

**Game 73-May 31, 1998**  
**LONG BEACH STATE .. 7 FLORIDA STATE ..... 4**

OMAHA, Neb. — Second baseman Scott Redfox' three-run homer in the seventh inning broke a 4-4 tie as Long Beach State handed a season-ending 7-4 loss to Florida State in the College World Series. The 49ers' Darren Merrill (7-0) pitched two scoreless and hitless innings of relief as he held off the Seminoles. Right-hander John Bentley (7-2) took the loss after surrendering the home run to Redfox. Bentley gave up three runs on five hits in 1 2/3 innings of relief. Rightfielder Matt Diaz belted his 22nd home run of the season in the fourth inning as FSU took a 4-0 lead. Long Beach cut the lead to 4-1 in the bottom of the inning on a solo home run by first baseman Justin Yount and tied the game on a two-run single by designated hitter Mike Hota in the fifth inning.

FSU	001	300	000	4	5	0
LB	000	130	30x	7	13	1

E-Day, DP-FSU 1, LB 1. LOB-FSU 4, LB 10. 2B-Cox, Salazar, Day, Redfox. HR-M. Diaz (22), Yount, Redfox. WP-Merrill 7-0. LP-Bentley 7-2. Save-Marr (8). Stocks, Bentley (5), DiBlasi (8) and Salazar. Balbuena, Merrill (7), Marr (9) and Kennedy.



**Matt Diaz belted an FSU single-game record four home runs against Oklahoma in the NCAA Regional.**

# 1998 STATISTICS: ACC GAMES

RECORD: 18-4-0 HOME 9-1-0 AWAY: 9-3-0

## BATTING

NAME	AVG	GP-GS	AB	R	H	2B	3B	HR	RBI	TB	SLG%	BB	HBP	SOGDP	OB%	SF	SH	SB-SBA	PO	A	E	FLD%	
Cox, Brian	.380	21-21	79	29	30	9	0	6	19	57	.722	17	1	15	2	.485	2	0	8-9	45	2	0	1.000
Diaz, Matt	.368	22-22	87	19	32	5	0	6	20	55	.632	2	2	14	3	.391	1	1	4-7	34	1	1	.972
Henderson, Terry	.340	19-12	53	7	18	2	2	1	18	27	.509	4	3	8	1	.410	1	0	0-1	3	0	0	1.000
Cash, Kevin	.323	22-22	65	17	21	5	2	3	11	39	.600	12	2	11	1	.432	2	0	0-0	148	11	3	.981
Zabala, Jose	.316	22-22	79	26	25	3	0	0	10	28	.354	21	3	11	1	.476	0	5	6-7	14	57	5	.934
Salazar, Jeremy	.290	20-19	69	20	20	1	0	6	23	39	.565	11	1	12	2	.376	4	1	0-0	128	13	2	.986
Jernigan, Karl	.270	19-19	74	11	20	5	0	2	17	31	.419	7	4	18	2	.360	1	2	4-8	18	3	0	1.000
Otero, George	.250	14-6	24	8	6	1	2	0	6	11	.458	2	0	9	1	.308	0	0	2-2	3	0	0	1.000
Groves, Brett	.247	22-22	77	17	19	7	0	2	18	32	.416	11	2	9	1	.348	2	1	4-6	35	68	9	.920
Klosterman, Jeremiah	.174	11-4	23	2	4	0	0	1	2	7	.304	2	0	6	0	.240	0	0	0-0	26	1	1	.964
Woodward, Matt	.161	17-7	31	5	5	0	0	0	3	5	.161	4	1	9	0	.278	0	1	0-0	86	6	2	.979
Badaeux, Brooks	.133	22-22	83	17	11	3	0	0	6	14	.169	23	0	12	4	.321	0	1	2-2	30	95	3	.977
-- OTHERS --																							
Mayfield, Henry	.286	7-0	7	3	2	1	0	0	0	3	.429	3	0	0	0	.500	0	0	1-1	0	0	0	.000
Heath, Eric	.000	2-0	2	0	0	0	0	0	0	0	.000	0	0	1	0	.000	0	0	0-0	0	0	0	.000
McCorkel, Shawn	.000	2-0	1	0	0	0	0	0	0	0	.000	0	0	0	0	.000	0	0	0-1	0	0	0	.000
Stocks, Nick	.000	2-1	1	0	0	0	0	0	0	0	.000	0	0	0	0	.000	0	0	0-0	1	0	0	1.000
Chavez, Chris	.000	3-0	1	1	0	0	0	0	0	0	.000	1	0	0	0	.500	0	0	0-0	0	2	0	1.000
Byrd, Clint	.000	3-0	0	0	0	0	0	0	0	0	.000	0	0	0	0	.000	0	0	0-0	0	0	0	.000
Totals	.282	22-22	756	182	213	42	6	27	153	348	.460	120	19	135	18	.388	13	12	31-44	588	282	29	.968
Opponents	.243	22-22	728	99	177	42	3	17	92	276	.379	93	13	159	26	.336	8	10	9-15	571	238	48	.944

LOB - Team (167), Opp (167). DPs turned - Team (28), Opp (23). CI - Team (2), Klosterman 1, Salazar 1. IBB - Team (0), Opp (4). Picked off - Jernigan 1, Zabala 1.

## PITCHING

(ACC games only Sorted by Earned run avg)

NAME	ERA	W-L	APP	GS	CG	SHO/CBO	SV	IP	H	R	ER	BB	SO	2B	3B	HR	BF	B/AVG	WP	HBP	BK	SEASHA
Crawford, Wes	2.87	4-2	8	8	2	1/0	0	59.2	53	23	19	22	31	8	2	2	254	.239	2	4	0	2 3
McDonald, Jon	2.94	5-0	7	7	1	0/0	0	52.0	38	20	17	16	59	9	0	4	210	.203	4	3	3	0 3
-- OTHERS --																						
DiBlasi, Mike	1.59	1-0	5	0	0	0/0	1	5.2	6	1	1	2	5	1	0	0	23	.300	0	1	0	0 0
Stocks, Nick	1.86	2-0	3	3	0	0/1	0	19.1	16	6	4	10	24	5	0	0	84	.229	0	2	0	1 1
Proctor, Scott	2.35	2-0	9	0	0	0/1	3	7.2	7	2	2	4	7	2	0	1	34	.241	1	1	0	0 0
Bentley, John	3.52	1-0	2	2	0	0/0	0	7.2	8	3	3	1	1	2	1	1	30	.276	0	0	0	0 0
Ginn, Chris	4.50	0-1	3	0	0	0/0	0	2.0	1	1	1	5	3	1	0	0	12	.143	0	0	0	0 0
Diaz, Zach	4.72	1-0	9	0	0	0/0	0	13.1	15	10	7	9	5	4	0	3	63	.313	1	0	0	3 3
Chavez, Chris	5.21	2-1	5	2	0	0/0	0	19.0	18	13	11	12	17	6	0	1	89	.247	1	2	0	2 0
Kelly, David	14.21	0-0	6	0	0	0/1	0	6.1	7	10	10	6	4	3	0	2	32	.269	1	0	0	0 0
Smalley, Mike.	24.30	0-0	4	0	0	0/0	0	3.1	8	10	9	6	3	1	0	3	23	.471	0	0	0	0 0
Totals	3.86	18-4	22	22	3	2/1	4	196.0	177	99	84	93	159	42	3	17	854	.243	10	13	3	8 10
Opponents	6.57	4-18	22	22	0	0/0	2	190.1	213	182	139	120	135	42	6	27	920	.282	24	19	2	13 12

PB - Team (3), Salazar 3, Opp (4). Pickoffs - Team (1), McDonald 1, Opp (2). SB/SBA - Salazar (9-13), McDonald (5-7), Crawford (3-5), Chavez (1-2), Klosterman (0-1), Diaz, Z. (0-1).

# 1998 ATLANTIC COAST CONFERENCE FINAL STANDINGS

TEAM	—ACC GAMES—					—ALL GAMES—							vs. RANKED TEAMS			
	W	L	PCT	HM	RD	W	L	T	PCT	HM	RD	NEU	BW	BA	CB	STREAK
Florida State	18	4	.818	9-1	9-3	53	20	0	.726	28-6	18-8	7-6	15-9	12-10	14-12	Lost 2
Georgia Tech	14	9	.609	9-2	5-7	41	22	0	.651	27-10	4-4	7-8	7-8	7-8	9-8	Lost 1
Clemson	14	9	.609	9-2	5-7	43	16	0	.729	33-6	7-8	3-2	6-3	6-5	4-3	Lost 2
NC State	12	9	.571	8-4	4-5	41	23	0	.641	27-7	7-8	7-8	3-8	4-8	4-8	Lost 2
Wake Forest	13	10	.565	6-6	7-4	43	23	0	.651	19-10	14-11	10-2	6-10	7-12	7-12	Lost 2
North Carolina	13	10	.565	6-5	7-5	42	23	0	.646	28-6	10-10	4-7	6-15	6-14	6-15	Lost 1
Duke	8	15	.347	5-6	3-9	38	20	0	.655	25-8	9-10	4-2	4-4	4-7	4-7	Lost 2
Maryland	5	18	.217	4-8	1-10	26	30	1	.465	16-10	10-19-1	0-1	1-5	1-5	1-5	Lost 2
Virginia	5	18	.217	3-9	2-9	28	26	1	.518	17-12	8-11-1	3-3	4-9	4-7	4-8	Lost 2

## COLLEGE WORLD SERIES

### OMAHA, NE

May 29-June 6, 1998

Arizona State d. Florida State	11-10
Long Beach State d. Florida State	7-4

## ACC IN THE NCAA REGIONAL TOURNAMENTS

May 21-24, 1998

### ATLANTIC I REGION, Coral Gables, FL

Texas Tech d. North Carolina	6-2
North Carolina d. Miami	6-5
North Carolina d. Fla. International	8-2
North Carolina d. South Carolina	4-2
Miami d. North Carolina	4-7

### ATLANTIC II REGION, Tallahassee, FL

Florida State d. Liberty	10-7
Florida State d. Delaware	27-6
Florida State d. Oklahoma	23-2
Florida State d. Auburn	16-10

### EAST REGION, Clemson, SC

Clemson d. The Citadel	12-3
South Alabama d. Clemson	(16 inn.) 2-1
Southern California d. Clemson	8-5

### MIDEAST REGION, Wichita, KN

Oklahoma State d. Georgia Tech	13-4
Georgia Tech d. Southeast Missouri State	14-5
Georgia Tech d. Arkansas	2-0
Georgia Tech d. Oklahoma State	6-5
Arizona State d. Georgia Tech	3-1

### SOUTH 1 REGION, Gainesville, FL

Wake Forest d. Illinois	14-12
Wake Forest d. Richmond	6-5
Florida d. Wake Forest	9-12
Illinois d. Wake Forest	4-13

### WEST REGION, Palo Alto, CA

NC State d. Long Beach State	12-3
NC State d. Alabama	13-10
Alabama d. NC State	9-2
Long Beach State d. NC State	10-6

## TOURNAMENT REVIEW

Tuesday, May 12

#9 Virginia d. #8 Maryland	(10 inn.) 9-4
----------------------------	---------------

Wednesday, May 13

#5 Wake Forest d. #4 NC State	9-1
#1 Florida State d. #8 Virginia	4-1
#7 Duke d. #2 Georgia Tech	4-0
#6 North Carolina d. #3 Clemson	4-1

Thursday, May 14

NC State d. Virginia	4-1
Georgia Tech d. Clemson	10-6
Florida State d. Wake Forest	14-1
North Carolina d. Duke	3-0

Friday, May 15

Wake Forest d. Georgia Tech	2-1
NC State d. Duke	10-4
Florida State d. North Carolina	13-11

Saturday, May 16

Florida State d. NC State	13-6
Wake Forest d. North Carolina	3-0
Wake Forest d. Florida State	2-1

Sunday, May 17 (if necessary)\*

Wake Forest d. Florida State	6-3
------------------------------	-----

## ALL-TOURNAMENT TEAM

Catcher	Jeremy Salazar, FSU
1st Base	John Pamieri, WFU
2nd Base	Brian Ward, NCS
3rd Base	Corey Slavik, WFU
Shortstop	Brian Roberts, UNC
DH	Brad Piercy, NCS
Outfield	Matt Diaz, FSU
Outfield	Scott Daeley, WFU
Outfield	Brian Cox, FSU
Pitcher	John Hendricks, WFU
Pitcher	Danny Borrell, WFU
TOURNAMENT MVP	John Hendricks, WFU*

\*unanimous choice

# 1998 ACC TEAM STATISTICS

## BATTING

### BATTING AVERAGE

	G	AB	H	AVG
Clemson .....	59	2102	686	.326
NC State .....	64	2296	748	.326
Duke .....	58	2052	652	.318
<b>Florida State .....</b>	<b>73</b>	<b>2540</b>	<b>779</b>	<b>.307</b>
Georgia Tech .....	63	2243	687	.306
North Carolina .....	65	2232	670	.300
Wake Forest .....	66	2293	683	.298
Virginia .....	55	1897	539	.284
Maryland .....	57	1862	502	.270

## PITCHING

### EARNED RUN AVERAGE

	G	IP	R	ER	ERA
<b>Florida State .....</b>	<b>73</b>	<b>647.0</b>	<b>337</b>	<b>272</b>	<b>3.78</b>
Wake Forest .....	66	577.1	363	273	4.26
Clemson .....	59	531.0	302	252	4.27
North Carolina .....	65	574.2	389	298	4.67
Duke .....	58	508.0	319	265	4.69
Georgia Tech .....	63	556.0	369	305	4.94
Virginia .....	55	476.2	357	290	5.48
NC State .....	64	569.0	411	347	5.49
Maryland .....	57	479.2	393	300	5.63

## SCORING

	G	RUNS	PER GAME
Clemson .....	59	529	8.97
<b>Florida State .....</b>	<b>73</b>	<b>638</b>	<b>8.74</b>
NC State .....	64	550	8.59
Georgia Tech .....	63	540	8.57
Duke .....	58	464	8.00
North Carolina .....	65	493	7.58
Wake Forest .....	66	478	7.24
Virginia .....	55	377	6.85
Maryland .....	57	379	6.65

## SCORING DEFENSE

	G	RUNS	PER GAME
<b>Florida State .....</b>	<b>73</b>	<b>337</b>	<b>4.62</b>
Clemson .....	59	302	5.11
Duke .....	58	319	5.50
Wake Forest .....	66	363	5.50
Georgia Tech .....	63	369	5.86
North Carolina .....	65	389	5.98
NC State .....	64	411	6.42
Virginia .....	55	357	6.49
Maryland .....	57	393	6.89

## FIELDING PERCENTAGE

	G	PO	A	E	PCT
<b>Florida State .....</b>	<b>73</b>	<b>1941</b>	<b>897</b>	<b>100</b>	<b>.966</b>
Clemson .....	59	1589	703	83	.965
Duke .....	58	1524	626	84	.962
Wake Forest .....	66	1732	736	105	.959
Georgia Tech .....	63	1668	706	102	.959
NC State .....	64	1707	726	107	.958
Virginia .....	55	1430	618	93	.957
North Carolina .....	85	1724	709	111	.956
Maryland .....	57	1439	592	107	.950

## DOUBLE PLAYS TURNED

	G	DP
<b>Florida State .....</b>	<b>73</b>	<b>93</b>
NC State .....	64	82
Wake Forest .....	66	69
Georgia Tech .....	63	67
North Carolina .....	65	60
Duke .....	58	53
Virginia .....	55	49
Maryland .....	57	44
Clemson .....	59	41

# 1998 ACC INDIVIDUAL BATTING LEADERS

## BATTING AVERAGE

	G	AB	H	AVG
Jon Palmieri, WFU .....	64	256	112	.438
Brian Ward, NCS .....	64	267	105	.393
<b>Brian Cox, FSU .....</b>	<b>72</b>	<b>285</b>	<b>112</b>	<b>.393</b>
Jake Weber, NCS .....	64	252	89	.393
<b>Matt Diaz, FSU .....</b>	<b>72</b>	<b>269</b>	<b>105</b>	<b>.390</b>
Brad Piercy, NCS .....	63	252	98	.389
Matt Padgett, Clem .....	58	234	88	.376
Corey Slavik, WFU .....	57	176	66	.375
Heath Honeycutt, GaT ...	63	258	95	.368
Vaughn Schill, Duke .....	58	229	84	.367
Jeff Becker, Duke .....	58	235	86	.366
Jason Harris, Clem .....	59	227	81	.357
Brian Roberts, UNC .....	65	258	91	.353
Brian Sherlock, UVa .....	55	202	71	.351
J.D. Alleva, Duke .....	58	228	79	.346

Larry Long, Md .....	56	33	38	0.59
Jerrett Shearin, UNC .....	64	28	36	0.44
Brad Piercy, NCS .....	63	26	33	0.41
<b>Brian Cox, FSU .....</b>	<b>72</b>	<b>27</b>	<b>30</b>	<b>0.38</b>
Brian Holstad, Clem .....	46	15	20	0.33
Chris Blue, Md .....	54	17	19	0.31
Jon Kemmerer, UVa .....	46	14	16	0.30
Scott Daeley, WFU .....	65	17	21	0.26
Doug Roper, Clem .....	58	15	17	0.26

## TRIPLES PER GAME

	G	3B	PER GAME
Brad Piercy, NCS .....	63	7	0.11
Danny Borrell, WFU .....	56	4	0.07
Vaughn Schill, Duke .....	58	4	0.07
<b>Terry Henderson, FSU .....</b>	<b>61</b>	<b>4</b>	<b>0.07</b>
Jon Palmieri, WFU .....	64	4	0.06
<b>Kevin Cash, FSU .....</b>	<b>71</b>	<b>4</b>	<b>0.06</b>
Craig Lee, NCS .....	54	3	0.06
Brian Sherlock, UVa .....	55	3	0.05
Derik Goffena, GaT .....	56	3	0.05
Casey Trout, Md .....	57	3	0.05

## STOLEN BASES PER GAME

	G	SB	SBA	PER GAME
Brian Roberts, UNC .....	65	63	76	0.97

## DOUBLES PER GAME

	G	2B	PER GAME
Brian Ward, NCS	64	31	0.48
Jon Palmieri, WFU	64	30	0.47
Jay Hood, GaT	49	21	0.43
Jarrett Shearin, UNC	64	25	0.39
Casey Trout, Md	57	22	0.39
<b>Brian Cox, FSU</b>	<b>72</b>	<b>27</b>	<b>0.38</b>
Scott Prather, GaT	56	21	0.38
Brian Sherlock, UVa	55	19	0.35
Jeff Becker, Duke	58	20	0.34
Vaughn Schill, Duke	58	20	0.34

<b>Matt Diaz, FSU</b>	<b>72</b>	<b>87</b>	<b>1.21</b>
Scott Bronowicz, Md	56	65	1.16
Brad Piercy, NCS	63	73	1.16
Heath Honeycutt, GaT	63	71	1.13
Brian Sherlock, UVa	55	60	1.09
Eric McQueen, GaT	53	57	1.08

## RUNS BATTED IN

	G	RBI	PER GAME
Ed Conrey, Duke	58	76	1.31
<b>Jeremy Salazar, FSU</b>	<b>71</b>	<b>91</b>	<b>1.28</b>
Jon Palmieri, WFU	64	78	1.22
<b>Brian Cox, FSU</b>	<b>72</b>	<b>87</b>	<b>1.21</b>

## HOME RUNS

	G	HR	PER GAME
<b>Matt Diaz, FSU</b>	<b>72</b>	<b>22</b>	<b>0.31</b>
Brad Piercy, NCS	63	19	0.30
Eric McQueen, GaT	53	15	0.28
Ed Conrey, Duke	58	16	0.28
<b>Jeremy Salazar, FSU</b>	<b>71</b>	<b>19</b>	<b>0.27</b>
<b>Brian Cox, FSU</b>	<b>72</b>	<b>18</b>	<b>0.25</b>
Scott Bronowicz, Md	56	14	0.25
Matt Padgett, Clem	58	14	0.24
Vaughn Schill, Duke	58	14	0.24
Gregg Maluchnik, Duke	58	14	0.24

## BASE ON BALLS

	TOTAL
<b>Brooks Badeaux, FSU</b>	<b>68</b>
<b>Jose Zabala, FSU</b>	<b>67</b>
Vaughn Schill, Duke	55
Brian Roberts, UNC	50
Dan Moylan, UNC	49
Scott Daeley, WFU	48
Jake Weber, NCS	47
Chris LaMarsh, UNC	46
Patrick Boyd, Clem	44
Larry Long, Md	43

Dan Moylan, UNC	465
Jason Harris, Clem	461
Jeff Becker, Duke	459

## HITS

	TOTAL
<b>Brian Cox, FSU</b>	<b>112</b>
Jon Palmieri, WFU	112
Brian Ward, NCS	105
<b>Matt Diaz, FSU</b>	<b>105</b>
Jake Weber, NCS	99

## TRIPLES

	TOTAL
Brad Piercy, NCS	7
Five tied with	4

## HOME RUNS

	TOTAL
<b>Matt Diaz, FSU</b>	<b>22</b>
Brad Piercy, NCS	19
<b>Jeremy Salazar, FSU</b>	<b>19</b>
<b>Brian Cox, FSU</b>	<b>18</b>
Ed Conrey, Duke	16

## SLUGGING PERCENTAGE

	PCT.
Jon Palmieri, WFU	.727
Brad Piercy, NCS	.718
<b>Matt Diaz, FSU</b>	<b>.714</b>
<b>Brian Cox, FSU</b>	<b>.684</b>
Vaughn Schill, Duke	.672
Brian Ward, NCS	.648
Scott Bronowicz, Md	.635
Jarrett Shearin, UNC	.634
<b>Jeremy Salazar, FSU</b>	<b>.632</b>
Matt Padgett, Clem	.624
Brian Sherlock, UVa	.624

## RUNS SCORED

	TOTAL
<b>Jose Zabala, FSU</b>	<b>92</b>
<b>Brian Cox, FSU</b>	<b>88</b>
Brian Roberts, UNC	79
Jake Weber, NCS	77
Vaughn Schill, Duke	74

## TOTAL BASES

	TOTAL
<b>Brian Cox, FSU</b>	<b>195</b>
<b>Matt Diaz, FSU</b>	<b>192</b>
Jon Palmieri, WFU	186
Brad Piercy, NCS	181
Brian Ward, NCS	173

## ON BASE PERCENTAGE

	PCT.
Jon Palmieri, WFU	.498
Jake Weber, NCS	.497
Vaughn Schill, Duke	.493
<b>Jose Zabala, FSU</b>	<b>.491</b>
<b>Brian Cox, FSU</b>	<b>.467</b>
Matt Padgett, Clem	.467
Brian Ward, NCS	.466

## RUNS BATTED IN

	TOTAL
<b>Jeremy Salazar, FSU</b>	<b>91</b>
<b>Brian Cox, FSU</b>	<b>87</b>
<b>Matt Diaz, FSU</b>	<b>84</b>
Jon Palmieri, WFU	78
Ed Conrey, Duke	76

## STOLEN BASES

	SB-ATT
Brian Roberts, UNC	63-76
Larry Long, Md	33-38
Jarrett Shearin, UNC	28-36
<b>Brian Cox, FSU</b>	<b>27-30</b>
Brad Piercy, NCS	26-33

## DOUBLES

	TOTAL
Brian Ward, NCS	31
Jon Palmieri, WFU	30
<b>Brian Cox, FSU</b>	<b>27</b>
Jarrett Shearin, UNC	25
Casey Trout, Md	22

# 1998 ACC INDIVIDUAL PITCHING LEADERS

## EARNED RUN AVERAGE

	G	IP	R	ER	ERA
<b>Nick Stocks, FSU</b> .....	<b>17</b>	<b>76.2</b>	<b>30</b>	<b>20</b>	<b>2.35</b>
Stephen Cowie, Duke .....	18	126.1	58	40	2.85
Chuck Crowder, GaT .....	20	124.2	56	42	3.03
John Hendricks, WFU .....	27	143.1	60	50	3.14
Derrick DePriest, UNC .....	44	114.1	62	40	3.15
<b>Wes Crawford, FSU</b> .....	<b>18</b>	<b>122.2</b>	<b>56</b>	<b>46</b>	<b>3.38</b>
Kevin Shrout, UVa .....	18	72.1	34	28	3.48
Kyle Snyder, UNC .....	16	102.0	52	40	3.53
Brandon Creswell, UVa .....	22	58.0	29	24	3.72
Jase Wrigley, GaT .....	30	73.2	47	31	3.79
Eric Schmitt, WFU .....	19	77.2	43	34	3.94
Brent Reid, Duke .....	15	78.0	42	35	4.04
Mike MacDougal, WFU .....	16	91.0	75	42	4.15
Brian Adams, Clem .....	16	70.1	37	33	4.22
L.J. Yankosky, GaT .....	18	110.2	56	52	4.23

Eric Schmitt, WFU .....	19	77.2	78	9.04
L.J. Yankosky, GaT .....	18	110.2	110	8.95

## VICTORIES

	G	IP	W-L	PCT.
John Hendricks, WFU .....	27	143.1	13-4	.765
Chuck Crowder, GaT .....	20	124.2	12-4	.750
L.J. Yankosky, GaT .....	18	110.2	11-1	.917
Stephen Cowie, Duke .....	18	126.1	11-2	.846
Kurt Blackmon, NCS .....	21	118.0	17-5	.688
<b>Jon McDonald, FSU</b> .....	<b>19</b>	<b>104.2</b>	<b>10-4</b>	<b>.714</b>
Jeremy Ward, WFU .....	25	104.1	10-9	.526
<b>Wes Crawford, FSU</b> .....	<b>18</b>	<b>122.2</b>	<b>9-3</b>	<b>.750</b>
Ryan Mottl, Clem .....	16	101.0	9-4	.692
Brent Reid, Duke .....	15	78.0	9-4	.692

## SAVES

	G	IP	ERA	SVS
Scott Clackum, Clem .....	23	40.2	1.11	9
Vaughn Schill, Duke .....	17	16.1	6.06	8
<b>Scott Proctor, FSU</b> .....	<b>27</b>	<b>38.2</b>	<b>3.49</b>	<b>7</b>
Derrick DePriest, UNC .....	44	114.1	3.15	7
Tim LaVigne, UVa .....	21	29.2	5.76	6
Corey Richardson, UNC .....	15	20.2	2.61	5
<b>Mike DiBlasi, FSU</b> .....	<b>25</b>	<b>31.2</b>	<b>1.14</b>	<b>4</b>
Jase Wrigley, GaT .....	30	73.2	3.79	4
Peter Princi, WFU .....	18	45.0	4.40	3
Mike Givsborg, Md .....	26	29.2	4.55	3

## STRIKOUTS PER 9 INNINGS

	G	IP	SO	PER GAME
Brian Shrout, UVa .....	18	72.1	93	11.57
Cory Vance, GaT .....	19	80.0	102	11.48
Scott Prather, GaT .....	16	77.2	98	11.36
Chris Capuano, Duke .....	17	66.0	83	11.32
Chuck Crowder, GaT .....	20	124.2	133	9.60
<b>Nick Stocks, FSU</b> .....	<b>17</b>	<b>76.2</b>	<b>81</b>	<b>9.51</b>
Ryan Snare, UNC .....	17	82.1	85	9.29
Brandon Agamennone, Md .....	15	94.1	96	9.16

UNIVERSITY

70

## STRIKEOUTS

	IP	SO
Chuck Crowder, GaT .....	124.2	133
Stephen Cowie, Duke .....	126.1	111
John Hendricks, WFU .....	143.1	111
L.J. Yankosky, GaT .....	110.2	110
Kurt Blackmon, NCS .....	118.0	103

FLORIDA STATE

## INNINGS PITCHED

TOTAL	
John Hendricks, WFU .....	143.1
Stephen Cowie, Duke .....	126.1
Chuck Crowder, GaT .....	124.2
<b>Wes Crawford, FSU</b> .....	<b>122.2</b>
Kurt Blackmon, NCS .....	118.0
Derrick DePriest, UNC .....	114.1
L.J. Yankosky, GaT .....	110.2
<b>Jon McDonald, FSU</b> .....	<b>104.2</b>
Jeremy Ward, WFU .....	104.1
Kyle Snyder, UNC .....	102.0

## COMPLETE GAMES

TOTAL	
John Hendricks, WFU .....	11
Kurt Blackmon, NCS .....	5
Stephen Cowie, Duke .....	5
Chuck Crowder, GaT .....	3
Casey Kennedy, UVa .....	3
Kyle Snyder, UNC .....	3
Dustin Baker, NCS .....	2
<b>Chris Chavez, FSU</b> .....	<b>2</b>

<b>Wes Crawford, FSU</b> .....	<b>2</b>
Jim Wendling, Duke .....	2
L.J. Yankosky, GaT .....	2
Jeremy Ward, WFU .....	2

## APPEARANCES

TOTAL	
Derrick DePriest, UNC .....	44
Jase Wrigley, GaT .....	30
<b>Zach Diaz, FSU</b> .....	<b>27</b>
John Hendricks, WFU .....	27
<b>Scott Proctor, FSU</b> .....	<b>27</b>
Grant Dorn, NCS .....	26
Mike Ginsberg, Md .....	26
<b>Mike DiBlasi, FSU</b> .....	<b>25</b>
Jeremy Ward, WFU .....	25
Simon Young, GaT .....	25

## FLORIDA STATE IN NCAA FINAL STATISTICS

INDIVIDUAL  
Walks ..... Brooks Badeaux, 23rd

TEAM  
Pitching ..... 3rd, 3.78  
Scoring ..... 35th, 8.74  
Double Plays Per Game ... 3rd, 1.27  
Double Plays ..... 1st, 93



Wes Crawford