

RECORDS



INSIDE:

- Seminole Record Book
- Career & Season Top 10
- Year-By-Year Records
- Year-By-Year Statistics
- Seminole Award Winners
- First Team All-Americans
- Series Records
- All-Time Results
- All-Time Rosters
- NCAA Championships
- All-Time Coaching Records
- Florida State & Team USA
- Seminoles In The Pros
- Florida State Major Leaguers

SEMINOLE RECORD BOOK

TEAM RECORDS

GAMES

GAMES PLAYED

Most in Season 84 1984
 Fewest in Season 17 1948

VICTORIES

Most in Season 61 1986 (61-13)
 Fewest in Season 9 1948 (9-8)

WINNING PERCENTAGE

Highest in Season854 1968 (35-6)
 Lowest in Season529 1948 (9-8)

WINNING STREAK

Longest 22 1991 (March 2 - 30)
 and 1996 (March 5 - April 5)

LOSING STREAK

Longest in Season 5 1974, 1985 and 1994

ATTENDANCE

Single Home Game 6,145 vs. Miami, 1986
 3-game Series 17,811 vs. Miami, 1991
 2-game Series 10,431 vs. Florida, 1994
 Single Season 118,897 1986 (45 dates)
 Single Season, all games .. 231,511 1986 (68 dates,
 World Series included)

SHUTOUTS

Fewest Times in Season 0 1985 (82 games) and
 other years with fewer games; last time 1998 (73 games)
 Most Times in Season 5 1974, 1992 and 1994
 Longest Streak Without 336 1984-1988
 Most Recorded in Season 15 1970 (59 games)
 and 1975 (59 games)
 Most Consecutive in Season 4 1970 and 1973
 Most Consecutive Scoreless Innings .. 40 1973

EXTRA INNING GAMES

Most in Season 7 1995
 Longest Game 15 innings several times

BATTING

AT BATS

Most in Game 61 .. vs. Georgia State, 1992
 Both Teams 107 vs. Hawaii, 1977
 (FS 53, H 54)
 Most in Season 2,872 1985 (82 games)
 Fewest in Season 752 1951 (18 games)
 Most Plate Appearances in Inning... 21 .. vs. Georgia State, 1992

RUNS

Most in Inning 16 .. vs. Cleveland State, 1982;
 vs. Georgia State, 1992

Most in Game 36 .. vs. Georgia State, 1992
 Most Allowed in Game 24 Clemson, 1959
 Most Combined 43 .. vs. Georgia State, 1992
 (FS 36, GS 7)
 Largest Winning Margin 34 vs. Marshall, 1996
 (34-0) Feb. 4
 Largest Losing Margin 22 vs. Clemson, 1959
 (C 24, FS 2)
 Most in Season 752 1982
 Most Allowed in Season 464 1984
 Fewest in Season 101 1948 (17 games)
 Fewest Allowed in Season 72 1952 (21 games)

HITS

Most in Inning 15 .. vs. Georgia State, 1992
 Most Allowed in Inning 8 South Florida, 1974;
 Cincinnati, 1991
 Most Consecutive Hits 8 vs. Marshall, 2/4/96,
 34-0
 Most in Game 36 vs. Georgia State,
 1992 (5/15)
 Most Allowed in Game 23 Nevada-Las Vegas, 1978
 Most in Season 947 1985 (82 games)
 Most Allowed in Season 756 1984 (84 games)
 Fewest in Season 186 1952 (21 games)
 Fewest Allowed in Season 130 1952 (21 games)

DOUBLES

Most in Game 8 vs. Brooklyn College,
 1980; vs. Tulane, 1990 (4/8); vs. Georgia State, 1992
 (5/15); vs. Minnesota, 1996
 Most Allowed in Game 6 several times
 Most Combined 10 vs. Cleveland State,
 1982 (FS 5, CS 5); vs. Virginia Tech, 1989
 (FS 5, VT 5); vs. Tulane, 1990 (4/8, FS 8, TU 2); vs.
 Auburn, 1998 (5/24, FS 7, AU 3)
 Most in Season 182 1990 (72 games)
 Most Allowed in Season 133 1984 (84 games)
 Fewest in Season 24 1951 (18 games)
 Fewest Allowed in Season 19 1951 (18 games)

TRIPLES

Most in Game 5 vs. Western Kentucky,
 1968; vs. Georgia State, 1982
 Most Allowed in Game 3 several times
 Most Combined 5 vs. Western Kentucky,
 1968 (FS 5, WK 0); vs. Georgia State, 1982 (FS 5, GS 0)
 Most in Season 35 1969 (52 games)
 and 1972 (68 games)

HOME RUNS

Most in Game 9 vs. Maryland, 1997
 (4/27, FS 27, MD 2)

INDIVIDUAL RECORDS

GAMES

GAMES PLAYED

Most in Season 84 Paul Sorrento, 1984;
Frank Fazzini, 1984
Most in Career 279 Mike Yastrzemski,
1980-83; Barry Blackwell, 1985-88
Consecutively in Season 85 Frank Fazzini, 1984
Consecutively in Career 235 Link Jarrett, 1991-94

BATTING

BATTING AVERAGE

Highest in Season .. (0-125 at bats) .436, Bob Clem, 1959;
(126-199 at bats) .399, Mike Augustine, 1963;
(200-250 at bats) .455, J.D. Drew, 1997;
(250+ at bats) .413, Frank Fazzini, 1985
Highest in Career (100-600 at bats) .410, Bob Clem,
1959-60; (600+ at bats) .391, J.D. Drew, 1995-97

SLUGGING PERCENTAGE

Highest in Season961 J.D. Drew, 1997
(224 TB/233 AB)
Highest in Career789 J.D. Drew, 1995-97
(539 TB/683 AB)

AT BATS

Most in Game 7 several players, latest
Jose Zabala vs. Oklahoma (5/23/98)
Most in Season 357 Luis Alicea, 1985
Most in Career 989 Link Jarrett, 1991-94

RUNS SCORED

Most in Game 6 Mark Gilbert vs.
Ohio State, 1978; Luis Alicea vs. Georgia State, 1984
Most in Season 110 J.D. Drew, 1997
Most in Career 285 .. Jeff Ledbetter, 1979-82

HITS

Most in Inning 2 many players,
last by Mickey Lopez vs. North Carolina, 1995 (5/20)
Most in Game 6 . Brian Cox vs. Delaware
(5/22/98); Luis Alicea vs. Southern Miss, 1985
Most in Season 137 Frank Fazzini, 1985
Most in Career 335 .. Jeff Ledbetter, 1979-82
Most Consecutive Hits 10 Brian Cox, 1998
(5/21-5/23)
Most Consecutive Times on Base 13 Paul Sorrento, 1985
Hitting Streak 34 J.D. Drew, 1997

DOUBLES

Most in Game 4 Joe Licata
vs. Georgia State, 1981
Most in Season 36 Jeremy Morris, 1996
Most in Career 78 Jeremy Morris, 1994-97

TRIPLES

Most in Game 2 by 11 players,
latest Jeremy Morris vs. Wake Forest, 1997
Most in Season 9 Dick Gold, 1969;
Luis Alicea, 1985
Most in Career 19 Luis Alicea, 1984-86

HOME RUNS

Most in Game 4 Matt Diaz vs.
Oklahoma (5/23/98);
Jeff Ledbetter vs. Georgia State, 1982
Most in Season 42 Jeff Ledbetter, 1982

Most in Season by a Freshman 22 Matt Diaz, 1998
Most in Career 97 .. Jeff Ledbetter, 1979-82
Grandslams in Game 2 Craig Patterson
vs. Wright State, 1979
Grandslams in Season 3 J.D. Drew
and Jeremy Morris, 1997
Grandslams in Career 6 J.D. Drew, 1995-97
and Jeremy Morris, 1994-97

RUNS BATTED IN

Most in Game 9 ... Mike Fuentes vs. Jack-
sonville, 1979; Luis Alicea vs. Southern Miss, 1985
Most in Season 124 Jeff Ledbetter, 1982
Most in Career 346 .. Jeff Ledbetter, 1979-82

TOTAL BASES

Most in Game 17 Matt Diaz
vs. Oklahoma (5/23/98);
Jeff Ledbetter vs. Georgia State, 1982
Most in Season 273 Jeff Ledbetter, 1982
Most in Career 704 .. Jeff Ledbetter, 1979-82

STOLEN BASES

Most in Game 6 Chip Bifano vs.
Kearney State, 1977
Most in Season 51 Edwin Alicea, 1988
Most in Career 98 Jose Marzan, 1984-87

HIT BY PITCHES

Most in Game 3 Mark Barineau, 1982
Most in Season 24 Jose Zabala, 1997
Most in Career 46 Jose Zabala, 1995-98

BASE ON BALLS

Most in Game 5 four players, most
recently by Lionel Martinez vs. Virginia Tech, 1980
Most in Season 84 J.D. Drew, 1997
Most in Career 195 . Paul Sorrento, 1984-86

STRIKEOUTS

Most in Games 5 Dick Nichols vs. Georgia
Southern, 1970; Dick Nichols vs. Southern Cal, 1970;
and Ed Fulton vs. South Florida, 1986
Most in Season 74 Frank Fazzini, 1984;
Kenny Felder, 1991
Most in Career 184 Ty Mueller, 1989-93
Toughest to Strikeout in a
Season (75 AB Min.) 1 Billy "Cooter" Mills,
1954

DEFENSE

PUTOUS

Most in Season 659 Doug Mientkiewicz,
1994
Most in Career 1,595 ... Pedro Grifol, 1989-91

ASSISTS

Most in Season 261 ... Brooks Badeaux, 1998
Most in Career 802 Link Jarrett, 1991-94

PITCHING

PITCHING APPEARANCES

Most in Season 41 Bruce Tanner, 1983
Most in Career 113 Ricky Kimball, 1988-91

STARTS

Most in Season 24 Mike Loynd, 1986
Most in Career 78 Doug Little, 1983-86

RELIEF APPEARANCES

Most in Season 41 Bruce Tanner, 1983
 Most in Career 92 Ricky Kimball, 1988-91

COMPLETE GAMES

Most in Season 12 Brooks Carey, 1978
 (15 starts); Danny O'Brien, 1975 (17 starts)
 Most in Career 23 Wayne Vincent, 1966-68

INNINGS PITCHED

Most in Season 164.2 Mike Loynd, 1986
 Most in Career 549 Doug Little, 1983-86

SAVES

Most in Season 18 Mac Scarce, 1970
 Most in Career 32 Ricky Kimball, 1988-91

VICTORIES

Most in Season 20 Mike Loynd, 1986
 Most in Career 49 Doug Little, 1983-86
 Consecutive in Season 17 Mike Loynd, 1986
 Consecutive in Career 18 Larry Jones, 1974-75

LOSSES

Fewest in Season 0 Gene Ammann, 1970
 (15-0)
 Fewest in Career (20+ decisions) 2 Gene Ammann,
 1968-72 (31-2)

HOME RUNS ALLOWED

Most in Season 20 Chuck Howell, 1997
 Most in Career 49 Doug Little, 1983-86

STRIKEOUTS RECORDED

Most in Game 24 Tony Avitable vs.
 Furman, 1956
 Most in Season 223 Mike Loynd, 1986

Most in Career 520 Richie Lewis, 1985-87
 (392.2 IP)

BASE ON BALLS

Most in Season 72 Dave Fernald, 1972
 (105.2 IP); Richie Lewis, 1986 (127.2 IP)
 Most in Career 236 Larry Jones, 1974-77
 (300 IP)

EARNED RUN AVERAGE

Lowest in Season
 (30+ innings) 0.66 Gene Ammann, 1970
 (10 ER/137 IP)

Lowest in Career
 (100+ innings) 1.45 Wayne Vincent, 1966-68
 (58 ER/292 IP)

Highest in Season
 (30+ innings) 8.62 Al Ashmont, 1985
 (30 ER/31 IP)

RUNS ALLOWED

Fewest in Season 17 Chris Chavez, 1996
 (50 IP)

Most in Season 95 Doug Little, 1984
 Most in Career 287 Doug Little, 1983-86
 (549 IP)

EARNED RUNS ALLOWED

Fewest in Season (30+ innings) 4 Mike DiBlasi, 1998
 (31.2 IP)

Most in Season (30+ innings) 79 Doug Little, 1984
 (161.1 IP)

Most in Career (100+ innings) 211 Doug Little, 1983-86
 (549 IP)

HITS ALLOWED

Fewest in Season 13 Mac Scarce, 1971
 (33.1 IP)

Most in Season 167 Doug Little, 1984
 (161.1 IP)

Most in Career 533 Doug Little, 1983-86
 (549 IP)

**ALL-TIME CONFERENCE TOURNAMENTS
METRO CONFERENCE**

YEAR	SITE	CHAMPION
1976	Memphis, TN	Memphis State
1977	Memphis, TN	Florida State
1978	Tallahassee	Memphis State
1979	Tallahassee	Tulane
1980	Tallahassee	Florida State
1981	Tallahassee	Florida State
1982	Tallahassee	Tulane
1983	Tallahassee	Florida State
1984	Tallahassee	Florida State
1985	Tallahassee	Florida State
1986	Tallahassee	Florida State
1987	Columbia, SC	Florida State
1988	Tallahassee	Florida State
1989	Columbia, SC	Florida State
1990	Hattiesburg, MS	Florida State
1991*	Salem, VA	Florida State Southern Miss

OUTSTANDING PLAYER
Ron McNeely, Memphis State
Terry Kennedy, FSU
Terry Pressgrove, Memphis State
Ken Francingues, Tulane
Mike Fuentes, FSU
Mike Fuentes, FSU
Eric Lane, Tulane
Danny Dowell, FSU
Jody Reed, FSU
Richie Lewis, FSU
Mike Loynd, FSU
Ed Porcelli, FSU
Edwin Alicea, FSU
Sedgwick McCollum, S. Miss
Allen Bevis, FSU
Ty Mueller, FSU

ATLANTIC COAST CONFERENCE

YEAR	SITE	CHAMPION
1992	Greenville, SC	Clemson
1993	Greenville, SC	N.C. State
1994	Greenville, SC	Clemson
1995	Greenville, SC	Florida State
1996	Durham, NC	Virginia
1997	St. Petersburg, FL	Florida State
1998	Durham, NC	Wake Forest

*Title game rained out. FSU and USM declared co-champions.

Matt Donahue, N.C. State
Jeff Morris, Clemson
Shane Monahan, Clemson
Jonathan Johnson, FSU
Seth Greisinger, UVA
Jeremy Morris, FSU
John Hendricks, WFU

SEMINOLE CAREER & SEASON TOP 10

CAREER BATTING GAMES PLAYED

279	Mike Yastrzemski	1980-83
276	Chris Brock	1989-92
276	Link Jarrett	1991-94
269	Jose Marzan	1984-87
266	Jimmy Jones	1982-85
264	Rick Figuero	1980-83
262	Jeff Ledbetter	1979-82
259	Barry Blackwell	1985-88
257	Randy Hodges	1992-95
254	Brooks Badeaux	1995-98

AT BATS

989	Link Jarrett	1991-94
978	Jose Marzan	1984-87
970	Luis Alicea	1984-86
968	Jeff Ledbetter	1979-82
944	Mike Yastrzemski	1980-83
938	Brooks Badeaux	1995-98
899	Jeremy Morris	1994-97
884	Rick Figuero	1980-83
884	Frank Fazzini	1983-85
819	Don DeLoach	1978-81

RUNS

285	Jeff Ledbetter	1979-82
268	Luis Alicea	1984-86
264	Mike Fuentes	1978-81
261	Frank Fazzini	1983-85
256	Brooks Badeaux	1995-98
254	J.D. Drew	1995-97
244	Mike Yastrzemski	1980-83
244	Jose Marzan	1984-87
222	Jeremy Morris	1994-97
216	Paul Sorrento	1984-86

HITS

335	Jeff Ledbetter	1979-82
331	Luis Alicea	1984-86
326	Frank Fazzini	1983-85
305	Jose Marzan	1984-87
302	Jeremy Morris	1994-97
289	Rick Figuero	1980-83
281	Mike Fuentes	1978-81
280	Paul Sorrento	1984-86
280	Brooks Badeaux	1995-98
278	Mike Yastrzemski	1980-83

DOUBLES

78	Jeremy Morris	1994-97
65	Link Jarrett	1991-94

62	Jeff Ledbetter	1979-82
62	Mike Yastrzemski	1980-83
59	Jose Marzan	1984-87
57	Pedro Grifol	1989-91
57	Don DeLoach	1978-81
55	Doug Mientkiewicz	1993-95
52	Rick Figuero	1980-83
52	Frank Fazzini	1983-85

TRIPLES

19	Luis Alicea	1984-86
14	Mickey Lopez	1993-95
13	J.D. Drew	1995-97
12	Jeremy Morris	1994-97
12	Dick Gold	1967-69
12	Ron Cash	1970-71
12	Mike Yastrzemski	1980-83
12	Randy Hodges	1992-95
11	Mike Easom	1967-69
11	Mark Barineau	1981-83

HOME RUNS

97	Jeff Ledbetter	1979-82
79	Frank Fazzini	1983-85
64	Mike Fuentes	1978-81
69*	J.D. Drew	1995-97
48	Paul Sorrento	1984-86
46	Jeremy Morris	1994-97
45	Ed Fulton	1985-87
41	Jimmy Jones	1982-85
40	Mike Yastrzemski	1980-83
36	Chris Cawthon	1981-82

*ACC Record

RUNS BATTED IN

346	Jeff Ledbetter	1979-82
273*	Jeremy Morris	1994-97
270	Frank Fazzini	1983-85
257	J.D. Drew	1995-97
234	Mike Fuentes	1978-81
223	Mike Yastrzemski	1980-83
222	Paul Sorrento	1984-86
198	Jimmy Jones	1982-85
193	Luis Alicea	1984-86
192	Jose Marzan	1984-87

*ACC Record

TOTAL BASES

694	Jeff Ledbetter	1979-82
631	Frank Fazzini	1983-85
542	Jeremy Morris	1994-97
539	J.D. Drew	1995-97
521	Mike Fuentes	1978-81

501	Jose Marzan	1984-87
488	Luis Alicea	1984-86
488	Paul Sorrento	1984-86
480	Mike Yastrzemski	1980-83
419	Doug Mientkiewicz	1993-95

STOLEN BASES

98	Jose Marzan	1984-87
95	Marc Ronan	1988-90
91	Allen Bevis	1989-92
82	Mickey Lopez	1993-95
80	Mark Barineau	1981-83
71	Luis Alicea	1984-86
66	Eric Mangham	1984-86
64	Randy Davidson	1974-75
63	Eduardo Perez	1989-91

WALKS

203	Brooks Badeaux	1995-98
195	Paul Sorrento	1984-86
177	Jeff Ledbetter	1979-82
175	J.D. Drew	1995-97
174	Mike Yastrzemski	1980-83
174	Doug Mientkiewicz	1993-95
161	Jose Marzan	1984-87
160	Ed Fulton	1985-87
157	Mark Barineau	1981-83
156	Jimmy Jones	1982-85

STRIKEOUTS

175	Ty Mueller	1991-93
172	Allen Bevis	1989-92
169	Frank Fazzini	1983-85
149	Brooks Badeaux	1995-98
148	Barry Blackwell	1985-88
148	Doug Mientkiewicz	1993-95
144	J.D. Drew	1995-97
138	Kenny Felder	1990-92
134	Jimmy Jones	1982-85

TOTAL SACRIFICES

35	Mike Martin, Jr.	1992-95
34	Barry Blackwell	1985-88
33	Jose Marzan	1984-87
32	Brooks Badeaux	1995-98
31	Jose Zabala	1995-98
30	Randy Hodges	1992-95
30	Scott Zech	1994-97
26	Link Jarrett	1991-94
24	Luis Alicea	1984-86

HIT BY PITCH

46	Jose Zabala	1995-98
32	Mark Barineau	1981-83
23	Barry Blackwell	1985-89
23	J.D. Drew	1995-97
21	Kenny Felder	1990-92
19	Mike Martin, Jr.	1993-95
18	Eduardo Perez	1989-91
18	Garrett Blanton	1989-91
18	Colby Weaver	1992-94
18	Scott Zech	1994-97
16	Mickey Lopez	1993-95
16	Luis Alicea	1984-86

BATTING AVERAGE*(500+ AB)*

.391	J.D. Drew	1995-97
.378	Bien Figueroa	1985-86
.374	Mike Fuentes	1978-81
.369	Frank Fazzini	1983-85
.360	Chris Brock	1989-92
.352	Paul Sorrento	1984-86
.348	Doug Mientkiewicz	1993-95
.346	Jeff Ledbetter	1979-82
.341	Luis Alicea	1984-86
.341	Edwin Alicea	1987-88

BATTING AVERAGE*(300-499 AB)*

.427	Buddy Cribb	1988-90
.407	Bob Benda	1976-78
.377	Tom Rosa	1972-73
.376	Craig Patterson	1978-79
.357	Mark Lacy	1981-82
.354	Brian Cox	1997-98
.352	Terry Kennedy	1975-77
.350	Rob Bargas	1989-90
.350	Kenny Felder	1990-92

BATTING AVERAGE*(50-299 AB)*

.475	Steve Taddeo	1986-87
.445	Jim Sherrill	1972-73
.393	Tom Cook	1968
.386	Jim McArdle	1976-77
.377	Kevin Rigby	1978
.372	Doug Casey	1978-79
.372	Jim Weaver	1980
.366	Joel Hicks	1976-77
.363	John Cook	1992
.360	J.M. Tamayo	1988-90

SLUGGING PERCENTAGE*(500+ AB)*

.789	J.D. Drew	1995-97
.717	Jeff Ledbetter	1979-82
.714	Frank Fazzini	1983-85
.693	Mike Fuentes	1978-81
.614	Paul Sorrento	1984-86
.603	Jeremy Morris	1994-97
.586	Doug Mientkiewicz	1993-95
.535	Chris Roberts	1990-92
.531	Jimmy Jones	1982-85
.525	Mark Barineau	1981-83

SLUGGING PERCENTAGE*(300-499 AB)*

.748	Buddy Cribb	1988-90
.684	Mark Lacy	1981-82
.666	Brad Parker	1988-90
.659	Terry Kennedy	1975-77
.623	Kenny Felder	1990-92
.622	Chris Cawthon	1981-82
.606	Bob Benda	1976-78
.585	Brian Cox	1997-98
.548	Craig Patterson	1978-75
.542	Dave Mobley	1976-79

SLUGGING PERCENTAGE*(50-299 AB)*

.696	Jim Sherrill	1972-73
.678	Steve Taddeo	1986-87
.667	Joel Hicks	1976-77
.640	Mark Coulter	1976-77
.635	Scooby Morgan	1994-96
.590	Jim Lytle	1966
.585	Joe Licata	1981
.579	Marty Rice	1971-73
.576	Jeff Hardy	1976
.566	Tom Cook	1968
.566	Marc Giordano	1987-88

CAREER PITCHING**APPEARANCES**

113	Ricky Kimball	1988-91
90	Doug Little	1983-86
87	Zach Diaz	1996-present
87	Chuck Howell	1994-97
86	Richie Lewis	1985-87
85	Philip Olson	1993-95
75	Jeff Gray	1981-84
75	Scooby Morgan	1993-96
74	David Smalley	1980-83
74	Mike Loynd	1983-86

CAREER STARTS

78	Doug Little	1983-86
58	Mike Loynd	1983-86
54	Larry Jones	1974-77
52	Roger Bailey	1990-92
52	Jonathan Johnson	1993-95
46	Jeff Gray	1981-84
40	Richie Lewis	1985-87
40	Paul Wilson	1992-94
37	Gar Finnfold	1989-90
36	Four tied with 36	

RELIEF APPEARANCES

92	Ricky Kimball	1988-91
83	Zach Diaz	1996-present
75	Philip Olson	1993-95
70	John Nedeau	1990-93
68	Doug Treadway	1983-84
65	David Smalley	1980-83
61	Chuck Howell	1994-97
59	Bruce Tanner	1982-83
56	Jamey Shoupppe	1981-82
53	Matt Dunbar	1987-90
53	Charlie Cruz	1992-95

COMPLETE GAMES

23	Wayne Vincent	1966-68
22	Doug Little	1983-86
21	Larry Jones	1974-77
20	Gene Ammann	1968-70
16	Danny O'Brien	1973-75
16	Richie Lewis	1985-87
15	Paul Wilson	1992-94
14	Brooks Carey	1976-79
14	Dick Wiggins	1979-80
12	3 tied with 12	

INNINGS PITCHED

549.1	Doug Little	1983-86
395.1	Mike Loynd	1983-86
390.1	Larry Jones	1974-77
382.2	Richie Lewis	1985-87
363.1	Jonathan Johnson	1993-95
338.0	Jeff Gray	1981-84
333.0	Roger Bailey	1990-92
305.1	Randy Choate	1995-97
304.2	Paul Wilson	1992-94
295.1	Gene Ammann	1968-70

STRIKEOUTS

520	Richie Lewis	1985-87
417	Mike Loynd	1983-86
391	Jonathan Johnson	1993-95
370	Doug Little	1983-86
336	Larry Jones	1974-77
311	Gene Ammann	1968-70
307	Ricky Kimball	1988-91
299	Paul Wilson	1992-94
289	Wayne Vincent	1966-68
286	Chris Chavez	1996-present

WALKS

232	Richie Lewis	1985-87
208	Larry Jones	1974-77
178	Doug Little	1983-86
173	Mike Loynd	1983-86
162	Jonathan Johnson	1993-95
154	Marty Rice	1971-74
141	Gene Ammann	1968-70
136	Roger Bailey	1990-92
130	Dave Fernald	1971-73
125	Chris Chavez	1996-present

HITS ALLOWED

533	Doug Little	1983-86
351	Jeff Gray	1981-84
348	Mike Loynd	1983-86
317	Roger Bailey	1990-92
280	Richie Lewis	1985-87
279	Bill Fuller	1970-73
276	Jonathan Johnson	1993-95
273	Randy Choate	1995-97
266	Larry Jones	1974-77
254	Chris Roberts	1990-92

RUNS ALLOWED

287	Doug Little	1983-86
197	Mike Loynd	1983-86
193	Jeff Gray	1981-84
181	Richie Lewis	1985-87

151	Larry Jones	1974-77
148	Roger Bailey	1990-92
134	Randy Choate	1995-97
133	Chuck Howell	1994-97
126	Steve Gelmine	1982-85
125	Jonathan Johnson	1993-95

EARNED RUNS ALLOWED

212	Doug Little	1983-86
151	Mike Loynd	1983-86
144	Jeff Gray	1981-84
136	Richie Lewis	1985-87
121	Roger Bailey	1990-92
110	Randy Choate	1995-97
109	Chuck Howell	1994-97
106	David Smalley	1980-83
104	Larry Jones	1974-77
97	Ricky Kimball	1988-91

WINS

49	Doug Little	1983-86
45	Mike Loynd	1983-86
38	Larry Jones	1974-77
38	Richie Lewis	1985-87
35	Roger Bailey	1990-92
34	Jonathan Johnson	1993-95
31	Gene Ammann	1968-70
29	Marry Rice	1971-74
29	Randy Choate	1995-97
28	Jeff Gray	1981-84

SAVES

32	Ricky Kimball	1988-91
18	Mac Scarce	1970-71
17	Mike Scarce	1971-72
15	Philip Olson	1993-95
12	Brad Gregory	1989-90
11	Doug Treadway	1983-84
11	Richie Lewis	1985-87
10	Jamey Shouppe	1981-82
10	John Nedeau	1990-93
9	Bruce Tanner	1982-83

LOSSES

17	Doug Little	1983-86
13	Marv Stringfellow	1965-67
13	Jeff Gray	1981-84
12	Danny O'Brien	1973-75
12	Richie Lewis	1985-87
11	Bill Fuller	1970-73
11	Larry Jones	1974-77
11	Paul Wilson	1992-94
10	6 tied with 10	

SHUTOUTS

11	Gene Ammann	1968-70
9	Dave Price	1971-73
9	Larry Jones	1974-77
6	Paul Wilson	1992-94
5	Danny O'Brien	1973-75
4	Mike Kelley	1974-75
4	Doug Little	1983-86
4	Chris Pollack	1986-87
4	Jonathan Johnson	1993-95
3	9 tied with 3	

HOME RUNS ALLOWED

49	Doug Little	1983-86
41	Jeff Gray	1981-84
37	Richie Lewis	1985-87
32	Mike Loynd	1983-86
31	Chuck Howell	1994-97
23	David Smalley	1980-83
23	Ray Retak	1984-85
20	Jonathan Johnson	1993-95
19	Dick Wiggins	1979-80
19	Scooby Morgan	1993-96

ERA

(200+ IP)

1.43	Gene Ammann	1968-70
1.79	Wayne Vincent	1966-68
1.88	Marv Stringfellow	1965-67
2.18	Jonathan Johnson	1993-95
2.25	Danny O'Brien	1973-75
2.37	Paul Wilson	1992-94
2.40	Larry Jones	1974-77
2.58	Bill Fuller	1970-73
2.70	Gar Finnfold	1989-90
2.78	Charlie Cruz	1992-95

ERA

(100-199 IP)

0.93	Pat Osburn	1970
1.27	Steve Mastin	1968
2.10	John Nedeau	1990-93
2.37	Mike Slade	1968-70
2.64	Terry Farmer	1973-74
2.65	David Yocum	1994-95
2.69	Tim Davis	1991-92
2.76	Jackie Smith	1976-77
2.76	Dave Price	1971-73
2.79	Lin Garrett	1967-68

ERA

(50-99 IP)

1.30	Mac Scarce	1970-71
1.30	Craig Skok	1968-69
1.60	John Ferguson	1969-70
1.79	Tom Henson	1969-70
1.83	George Lott	1968-69
1.88	Mike Reibling	1967-69
2.05	Carl Gromek	1969-70
2.08	Barry McQueen	1971
2.21	LaDon Boyd	1967
2.26	Mike Davis	1995

SEASON BATTING

GAMES PLAYED

84	Paul Sorrento	1984
84	Frank Fazzini	1984
82	Luis Alicea	1984
82	Luis Alicea	1985
81	Frank Fazzini	1985
81	Eric Mangham	1985
80	Bien Figuero	1985
78	Mike Fuentes	1981
78	Jose Marzan	1984
77	Four Tied With 77	

AT BATS

357	Luis Alicea	1985
332	Frank Fazzini	1985
327	Luis Alicea	1984
320	Bien Figueroa	1985
317	Frank Fazzini	1984
312	Jeff Ledbetter	1982
307	Jose Marzan	1986
300	Mike Fuentes	1981
299	Bien Figueroa	1986
295	Paul Sorrento	1984

RUNS SCORED

110	J.D. Drew	1997
109	Frank Fazzini	1985
105	Jeff Ledbetter	1982
102	Bien Figuero	1985
100	Luis Alicea	1985
99	Mark Barineau	1982
97	Jody Reed	1983
94	Luis Alicea	1986
92	Jose Zabala	1998
92	Mike Fuentes	1981

HITS

137	Frank Fazzini	1985
119	Jeff Ledbetter	1982
118	Bien Figueroa	1985
116	Luis Alicea	1985
116	Bien Figueroa	1986
112	Brian Cox	1998
112	Luis Alicea	1986
106	Mike Fuentes	1981
106	J.D. Drew	1997
105	Matt Diaz	1998
105	Eduardo Perez	1991

DOUBLES

36	Jeremy Morris	1996
29	Don DeLoach	1980
27	Brian Cox	1998
26	Nandy Servano	1991
25	Bien Figueroa	1986
25	Marc Ronan	1990
25	Pedro Grifol	1990
25	Link Jarrett	1992
24	Bien Figueroa	1985
23	Jody Reed	1983

TRIPLES

9	Dick Gold	1969
9	Luis Alicea	1985
8	Mark Lacy	1982
8	Randy Hodges	1994
8	Doug Walker	1961
7	Dave Moates	1969
7	Rick Snyder	1973
6	12 tied with 6	

HOME RUNS

42	Jeff Ledbetter	1982
32	Frank Fazzini	1985
31*	J.D. Drew	1997

29	Frank Fazzini	1984
27	Mike Fuentes	1981
26	Chris Cawthon	1982
25	Jeremy Morris	1997
23	Jeff Ledbetter	1981
22+	Matt Diaz	1998
22	Paul Sorrento	1986
21	Terry Kennedy	1976
21	Mike Fuentes	1980
21	Jimmy Jones	1985
21	J.D. Drew	1996

*ACC Record +Most by a Freshman

RUNS BATTED IN

124	Jeff Ledbetter	1982
118	Frank Fazzini	1985
116*	Jeremy Morris	1997
106	Mike Fuentes	1981
103	Chris Cawthon	1982
100	J.D. Drew	1997
95	Jeff Ledbetter	1981
94	J.D. Drew	1996
91	Jeremy Salazar	1998
91	Joe Licata	1991

*ACC Record

TOTAL BASES

273	Jeff Ledbetter	1982
263	Frank Fazzini	1985
224*	J.D. Drew	1997
212	Frank Fazzini	1984
198	Jeremy Morris	1997
197	Mike Fuentes	1981
195	Brian Cox	1998
192	Matt Diaz	1998
192	Chris Cawthon	1982
186	Paul Sorrento	1986

*ACC Record

STOLEN BASES

51	Edwin Alicea	1988
48	Mark Gilbert	1978
43	Mark Ronan	1989
41	Eric Mangham	1986
39	Randy Davidson	1975
39	Edwin Alicea	1987
39	Jose Marzan	1987
36	Mark Barineau	1982
34	Dick Nichols	1970
34	Ronald Lewis	1987
34	Marc Ronan	1987

WALKS

84	J.D. Drew	1997
80	Lionel Martinez	1980
80	Mark Barineau	1982
77	Ed Fulton	1987
75	Lionel Martinez	1981
75	Paul Sorrento	1984
71	Edwin Alicea	1988
68	Brooks Badeaux	1998
68	Jody Reed	1983
68	Jody Reed	1984

STRIKEOUTS

74	Frank Fazzini	1984
74	Kenny Felder	1984
64	Ty Mueller	1991
62	Ty Mueller	1992
61	Kevin Cash	1998
61	Matt Diaz	1998
58	Walt Sumner	1969
56	Jeremy Salazar	1998
55	Frank Fazzini	1985
54	Jimmy Jones	1984
54	J.D. Drew	1995

TOTAL SACRIFICES

19	Mark Barineau	1983
17	Jose Zabala	1998
15	Randy Hodges	1995
14	Mike Martin, Jr.	1994
13	Nandy Serrano	1992
13	Geoff Sprague	1997
12	Jose Marzan	1987
12	Eduardo Perez	1990
12	Scott Zech	1996

HIT BY PITCH

24*	Jose Zabala	1997
14	Jose Zabala	1998
14	Mark Barineau	1983
14	Kenny Felder	1991
13	Garrett Blanton	1991
12	Luis Alicea	1984
12	Colby Weaver	1994
12	J.D. Drew	1996
11	5 tied with 11	

*ACC Record

BATTING AVERAGE

(200+ AB)		
.455	J.D. Drew	1997
.413	Frank Fazzini	1985
.397	Craig Patterson	1979
.393	Brian Cox	1998
.393	Blane McDonald	1978
.392	Luis Alicea	1986
.390	Matt Diaz	1998
.388	Bien Figueroa	1986
.386	J.D. Drew	1996
.381	Jeff Ledbetter	1982
.380	Paul Sorrento	1986
.376	Rob Barcas	1990
.374	Steve Tebbets	1975

BATTING AVERAGE

(101-199 AB)		
.436	Bob Clem	1959
.430	Mike Augustine	1963
.409	Joe Hicks	1976
.404	Ken Suarez	1964
.387	Steve Nedeau	1994
.386	Mike Easom	1968
.384	Tom Cook	1968
.384	Mark Lacy	1981
.382	Mark Giordano	1987
.379	Gary Sprague	1966
.375	Terry Kennedy	1976

.373	Mike Martin	1966
.370	Jack Dull	1961
.365	Woody Woodward	1962
.365	Brooks Badeaux	1997

BATTING AVERAGE

(50-100 AB)		
.461	Bob Clem	1961
.422	Dick Howser	1956
.414	Riley Seavers	1955
.403	Bob Rosel	1956
.392	Fred Twomey	1955
.392	Jack Dull	1961
.383	Bob Clem	1960
.372	Mike Martin	1961
.368	Cooter Mills	1954
.365	Owen McCarron	1958

SLUGGING PERCENTAGE

(200+ AB)		
.961	J.D. Drew	1997
.843	Jeff Ledbetter	1982
.792	Jeremy Morris	1997
.762	Frank Fazzini	1985
.759	J.D. Drew	1996
.755	Mike Fuentes	1980
.744	Paul Sorrento	1986
.714	Matt Diaz	1998
.713	Mark Lacy	1982
.706	Doug Mientkiewicz	1995

SLUGGING PERCENTAGE

(50-199 AB)		
.815	Terry Kennedy	1976
.779	Jim Weaver	1980
.732	Marc Giorando	1987
.723	Jeff Ledbetter	1979
.682	Joe Hicks	1976
.674	Tom Cook	1968
.641	Mark Lacy	1981
.639	Steven Morgan	1996
.610	Carlos Lezcano	1977
.607	Joe Hicks	1977

SEASON PITCHING APPEARANCES

41	Bruce Tanner	1983
37	Doug Treadway	1984
35	Richie Lewis	1985
34	Doug Treadway	1983
34	Ricky Kimball	1989
32	Jay Keezer	1981
31	Jamey Shouppe	1982
31	Brad Gregory	1990
20	Ricky Kimball	1988
30	Zach Diaz	1996
30	Zach Diaz	1997

GAMES STARTED

24	Mike Loynd	1986
23	Doug Little	1984
21	Doug Little	1985
21	Roger Bailey	1992
21	Randy Choate	1996

20	Jonathan Johnson.....	1994
19	Richie Lewis.....	1987
19	Gar Finnvoid.....	1989
19	Paul Wilson.....	1994
19	Jonathan Johnson.....	1995

RELIEF APPEARANCES

41	Bruce Tanner.....	1983
34	Doug Treadway.....	1985
34	Doug Treadway.....	1984
31	Ricky Kimball.....	1989
31	Jay Keeler.....	1981
30	Richie Lewis.....	1985
29	Jamey Shouppe.....	1981
29	Phil Olson.....	1995
29	Zach Diaz.....	1997
28	Chris Chavez.....	1996

COMPLETE GAMES

12	Danny O'Brien.....	1975
12	Brooks Carey.....	1978
10	George Lott.....	1969
10	Gene Ammann.....	1970
10	Dick Wiggins.....	1979
9	Marc Scarce.....	1971
9	Gar Finnvoid.....	1990
8	5 tied with 8	

INNINGS

164.2	Mike Loynd.....	1986
161.1	Doug Little.....	1984
151.1	Doug Little.....	1985
150.0	Richie Lewis.....	1987
150.0	Randy Choate.....	1996
143.0	Paul Wilson.....	1994
142.2	Marty Rice.....	1972
140.0	Danny O'Brien.....	1975
139.1	Roger Bailey.....	1992
137.1	Gene Ammann.....	1970



Mike Loynd

WALKS

88	Richie Lewis.....	1987
76	Dave Fernald.....	1972
72	Richie Lewis.....	1985
69	Marty Rice.....	1972
69	Roger Bailey.....	1992
68	Larry Jones.....	1975
65	Gene Ammann.....	1970
63	Mike Loynd.....	1985
63	Bob Mayer.....	1976

STRIKEOUTS

223	Mike Loynd.....	1986
202	Richie Lewis.....	1986
196	Richie Lewis.....	1987
161	Paul Wilson.....	1994
154	Pat Osburn.....	1970
150	Gene Ammann.....	1970
142	Tim Davis.....	1992
138	John Wasdin.....	1993
137	Jonathan Johnson.....	1994
136	Gar Finnvoid.....	1990

HITS ALLOWED

167	Doug Little.....	1984
137	Doug Little.....	1986
136	Mike Loynd.....	1986
135	Doug Little.....	1985
129	Randy Choate.....	1996
127	Marty Rice.....	1972
127	Roger Bailey.....	1992
124	Dick Wiggins.....	1979
123	Randy Choate.....	1997
120	Gar Finnvoid.....	1990

RUNS ALLOWED

95	Doug Little.....	1984
81	Doug Little.....	1986
73	Mike Loynd.....	1984
67	Richie Lewis.....	1987
66	Jeff Gray.....	1984
63	Kevin Smith.....	1985
63	Mike Loynd.....	1986
63	Randy Choate.....	1997
62	Ray Revak.....	1984
61	Richie Lewis.....	1986

EARNED RUNS ALLOWED

79	Doug Little.....	1984
56	Mike Loynd.....	1984
56	Doug Little.....	1984
54	Ray Revak.....	1984
54	Randy Choate.....	1997
53	Clem Freeman.....	1981
53	Jeff Gray.....	1983
53	Jon McDonald.....	1998
51	Richie Lewis.....	1986
51	Richie Lewis.....	1987

SAVES

18	Mac Scarce.....	1971
11	Brad Gregory.....	1990
9	Doug Treadway.....	1984
9	Bruce Tanner.....	1983
9	Ricky Kimball.....	1989

9	Ricky Kimball.....	1990
9	Tim Davis.....	1992
8	Danny O'Brien.....	1973
8	Larry Rothschild.....	1975
8	Ricky Kimball.....	1988

WINS

20	Mike Loynd.....	1986
16	Doug Little.....	1985
15	Randy Choate.....	1996
15	Gene Ammann.....	1970
15	Danny O'Brien.....	1975
15	Larry Jones.....	1975
15	Richie Lewis.....	1987
15	Gar Finnvoid.....	1990
15	Roger Bailey.....	1992
14	Richie Lewis.....	1986

ERA (101+ IP)

0.66	Gene Ammann.....	1970
0.92	Pat Osburn.....	1970
1.27	Gene Mastin.....	1968
1.48	Danny O'Brien.....	1975
1.51	Wayne Vincent.....	1966
1.62	Wayne Vincent.....	1969
1.68	Jonathan Johnson.....	1993
1.94	Larry Jones.....	1975
2.08	Gene Ammann.....	1969
2.08	Paul Wilson.....	1994

ERA (50-100 IP)

1.32	Jack Bristol.....	1958
1.34	Craig Skok.....	1969
1.46	Eddie Howell.....	1966
1.46	Scoby Morgan.....	1995
1.60	Frank Strusser.....	1958
1.60	Frank Davis.....	1959
1.70	George Lott.....	1969
1.86	Al Beccaccio.....	1963
1.88	Matt Dunbar.....	1988
1.92	Danny O'Brien.....	1978

SHUTOUTS

8	Gene Ammann.....	1970
5	Larry Jones.....	1975
5	Danny O'Brien.....	1975
4	Paul Wilson.....	1993
3	Pat Osburn.....	1970
3	Ray Revak.....	1984
3	Clyde Keller.....	1989

TEAM SEASON BATTING

AT BATS		YEAR
AB	GAMES	
2872	82	1985
2866	84	1984
2644	81	1981
2563	74	1982
2540	73	1998
2498	75	1994
2464	74	1986
2462	71	1991

2440	74	1983
2419	73	1987

RUNS

RUNS	GAMES	YEAR
786	82	1985
752	74	1982
655	74	1982
644	74	1986
638	73	1998
638	79	1981
635	67	1997
630	63	1980
596	69	1996
593	74	1983

HITS

HITS	GAMES	YEAR
947	82	1985
839	74	1982
833	84	1984
807	79	1981
801	74	1986
779	73	1998
744	69	1996
742	73	1987
742	72	1990
739	75	1994

DOUBLES

2B	GAMES	YEAR
182	72	1990
161	70	1992
160	73	1998
159	74	1982
154	71	1991
153	75	1994
152	69	1996
150	74	1986
149	84	1984
148	79	1981

TRIPLES

3B	GAMES	YEAR
35	52	1969
35	68	1994
34	75	1994
33	74	1982
30	59	1970
29	63	1980
29	52	1966
28	59	1973
27	73	1987
26	3 tied with 26	

HOME RUNS

HR	GAMES	YEAR
146	82	1985
131	74	1982
114	67	1997
113	79	1981
99	84	1984
94	73	1987
94	63	1980
89	74	1983

85	73	1998
84	74	1986

RUNS BATTED IN

RBI	GAMES	YEAR
698	82	1985
658	74	1982
565	74	1986
564	67	1997
561	79	1981
560	73	1998
550	63	1980
525	69	1996
518	74	1983

TOTAL BASES

TB	GAMES	YEAR
1580	82	1985
1457	74	1982
1326	79	1981
1315	84	1984
1257	67	1997
1243	74	1986
1232	73	1998
1203	73	1987
1173	74	1983
1172	63	1980

SLUGGING PERCENTAGE

SLUG %	GAMES	YEAR
.568	74	1982
.558	63	1980
.550	82	1985
.533	67	1997
.516	61	1979
.504	74	1986
.498	79	1981
.497	73	1987
.495	53	1976
.493	69	1996

WALKS

BB	GAMES	YEAR
555	84	1984
524	74	1982
500	82	1985
483	74	1983
458	73	1987
449	74	1986
444	72	1989
426	63	1980
422	79	1981
422	72	1988

STRIKEOUTS

SO	GAMES	YEAR
520	84	1984
500	73	1998
467	67	1997
453	70	1992
449	65	1993
443	71	1991
437	69	1995
436	69	1996
429	75	1994

422	72	1989
415	82	1985

HIT BY PITCHES

HP	GAMES	YEAR
84	73	1998
74	67	1997
61	71	1991
55	75	1994
53	70	1992
52	69	1996
49	69	1988
48	69	1988
46	84	1984
42	74	1983

SACRIFICE FLYS

SF	GAMES	YEAR
44	84	1984
41	69	1996
40	74	1986
38	79	1981
38	82	1985
37	73	1998
37	69	1995
36	74	1983
36	72	1990
35	2 tied with 35	

SACRIFICE HITS

SH	GAMES	YEAR
53	75	1994
41	69	1996
39	73	1987
38	65	1993
37	67	1997
36	73	1998
34	69	1995
33	69	1988
31	74	1986
30	74	1983

LEFT ON BASE

LOB	GAMES	YEAR
724	84	1984
627	82	1985
604	74	1983
585	79	1981
577	72	1989
575	73	1998
570	74	1982
563	75	1994
560	72	1990
545	74	1986

STOLEN BASES

SB	GAMES	YEAR
232	73	1987
197	69	1988
184	74	1986
165	72	1990
162	72	1989
162	69	1995
160	67	1997
132	75	1994

129	74	1983
124	69	1996

STOLEN BASES ATTEMPTED

SBA	GAMES	YEAR
303	73	1987
249	74	1986
246	72	1990
242	69	1988
226	72	1989
207	69	1995
202	67	1997
192	75	1994
184	71	1991
182	65	1993

BATTING AVERAGE

(Min. 50 Games)

BA	GAMES	YEAR
.337	63	1980
.330	82	1985
.327	74	1982
.325	74	1986
.322	69	1996
.319	61	1979
.312	67	1997
.309	62	1978
.307	73	1998
.307	73	1987
.307	53	1976

TEAM SEASON PITCHING

EARNED RUN AVERAGE

ERA	GAMES	YEAR
1.49	59	1970
1.98	52	1969
2.07	59	1975
2.27	41	1968
2.48	44	1967
2.72	69	1995
2.76	57	1971
2.89	59	1973
2.90	65	1993
3.02	70	1992

OPPONENT BATTING AVERAGE

BA	GAMES	YEAR
.186	59	1970
.198	59	1975
.207	53	1976
.208	57	1971
.214	52	1966
.215	41	1968
.218	59	1973
.219	52	1969
.220	46	1967
.226	69	1995

SAVES

SV	GAMES	YEAR
29	72	1990
27	57	1971
21	68	1972
18	74	1986

17	59	1973
17	79	1981
17	82	1985
17	71	1991
16	69	1988
16	84	1984
16	67	1997

INNINGS PITCHED

IP	GAMES	YEAR
738.0	84	1984
711.2	82	1985
665.2	79	1981
659.0	75	1994
647.2	79	1989
647.0	73	1998
639.0	73	1987
637.2	71	1991
637.1	74	1986
636.2	72	1990

COMPLETE GAMES

CG	GAMES	YEAR
27	52	1969
25	59	1975
24	61	1979
23	63	1979
22	59	1970
22	62	1978
21	74	1986
19	68	1972
16	63	1980
16	75	1994

SHUTOUTS

SHO	GAMES	YEAR
15	59	1970
15	59	1975
12	72	1989
11	59	1973
11	69	1995
10	57	1971
10	82	1985
9	41	1968

HITS ALLOWED

HITS	GAMES	YEAR
756	84	1984
716	79	1981
653	82	1985
650	72	1990
609	67	1997
605	73	1998
602	69	1988
595	74	1982
581	73	1987

RUNS ALLOWED

RUNS	GAMES	YEAR
464	84	1984
407	79	1981
406	82	1985
375	74	1982
337	73	1998
333	74	1986

333	74	1986
331	67	1997
319	73	1987

EARNED RUNS ALLOWED

ER	GAMES	YEAR
367	84	1984
319	79	1981
295	74	1982
294	82	1985
278	67	1997
275	74	1983
272	73	1998
258	74	1986
242	73	1987
242	62	1978

HOME RUNS ALLOWED

HR	GAMES	YEAR
94	63	1980
82	84	1984
78	82	1985
65	74	1983
61	67	1991
60	73	1998
60	74	1986
57	74	1981
55	79	1982
54	73	1987

WALKS

BB	GAMES	YEAR
371	82	1985
340	68	1972
330	73	1998
319	74	1982
315	74	1983
310	79	1981
310	84	1984
294	70	1992
287	73	1987
284	69	1996

STRIKEOUTS

SO	GAMES	YEAR
718	74	1986
680	75	1994
657	72	1989
637	71	1991
629	70	1992
628	69	1995
620	65	1993
612	73	1987
592	69	1988
580	67	1997

PICK OFFS


PO	GAMES	YEAR
23	63	1974
22	84	1984
21	69	1988
18	63	1980
16	59	1973
14	73	1987
12	82	1985
11	79	1981

BATTING CHAMPIONS

YEAR	BATTER	AVG	H	AB
1948	Jack Wilson	.298	20	67
1950	Ron Melton	.361	30	83
1951	Lee Bailey	.352	32	91
1952	Ralph Blinn	.317	20	63
1953	Billy "Cooter" Mills	.319	29	91
1954	Billy "Cooter" Mills	.368	32	87
1955	Jim SeEVERS	.415	27	65
1956	Dick Howser	.415	27	65
1957	Dick Howser	.364	32	88
1958	Owen McCarron	.365	35	96
1959	Bob Clem	.436	44	101
1960	Bob Clem	.383	36	94
1961	Jack Dull	.370	40	108
1962	Woody Woodward	.365	54	148
1963	Mike Augustine	.399	65	163
1964	Ken Suarez	.404	44	109
1965	Gary Nichols	.333	29	87
1966	Gary Sprague	.369	74	195
1967	Bob Canty	.340	18	53
1968	Mike Easom	.386	56	145
1969	Dick Nichols	.336	45	138
1970	Dick Nichols	.338	80	237
1971	Ron Cash	.352	58	165
1972	Tom Rosa	.338	69	204
1973	Tom Rosa	.317	66	208
1974	Juan Bonilla	.351	82	232
1975	Steve Tebbetts	.374	76	203
1976	Joe Hicks	.391	45	115
1977	Carlos Lezcano	.346	63	182
1978	Blane McDonald	.393	79	201
1979	Craig Patterson	.397	95	239
1980	Mike Fuentes	.408	95	232
1981	Mike Fuentes	.353	106	300
1982	Jeff Ledbetter	.381	119	312
1983	Frank Fazzini	.366	86	235
1984	Paul Sorrento	.349	103	295
1985	Frank Fazzini	.413	137	332
1986	Luis Alicea	.392	112	286
1987	Marc Giordano	.382	47	123
1988	Barry Blackwell	.348	79	227
1989	Bob Reboin	.333	67	190
1990	Rob Bargas	.376	79	210
1991	Eduardo Perez	.370	105	284
1992	Link Jarrett	.325	81	249
1993	Doug Mientkiewicz	.327	67	205
1994	Doug Mientkiewicz	.344	90	262
1995	Doug Mientkiewicz	.371	92	248
1996	J.D. Drew	.386	93	241
1997	J.D. Drew	.455	106	233
1998	Brian Cox	.393	112	285

NO HITTERS

1. 1958—Frank Slusser vs. Miami (18-0)
2. 1967—Wayne Vincent vs. Georgia Southern (7-0)
3. 1968—Jeff Hill vs. Springfield (18-0)
4. 1968—Gene Ammann and Lin Garrett vs. Wake Forest (3-0)
5. 1970—Gene Ammann vs. South Florida (7-0)
6. 1977—Mike McLeod vs. Olivet (23-0)
7. 1988—Jerry Nielsen vs. Baptist (7-0)
8. 1998—Chris Chavez vs. Charleston Southern (13-0)



Doug Mientkiewicz



Gene Amman

YEAR-BY-YEAR RECORDS

YEAR	COACH	CAPTAINS	W	L	T	RUNS	OPP	BA	OPP
1948	Charlie Armstrong	Ron Nettles	9	8	0	101	121	NA	NA
1949	Charlie Armstrong	Sam Cox	11	8	0	126	103	NA	NA
1950	Charlie Armstrong	Bob Trowbridge	13	7	0	122	104	NA	NA
1951	Charlie Armstrong	Augie Pompelia	12	6	0	161	97	.292	.234
1952	Ralph Matherly	Bob Trowbridge	17	4	0	158	72	.266	.188
1953	Ralph Matherly	Billy "Cooter" Mills	13	10	1	156	254	NA	NA
1954	Ralph Matherly	Bob Hudson	13	8	0	164	102	.269	NA
1955	Danny Litwhiler	Billy Campbell, Bob Hudson	17	6	0	189	98	.321	NA
1956	Danny Litwhiler	Max Long	25	7	0	244	121	.295	NA
1957	Danny Litwhiler	Carlee Hendrix	22	9	0	232	120	.297	NA
1958	Danny Litwhiler	Dick Howser	20	7	0	198	104	.295	.208
1959	Danny Litwhiler	Dale Koch	22	11	0	258	166	.282	.231
1960	Danny Litwhiler	Ray Bazzell	13	9	0	183	136	.313	.254
1961	Danny Litwhiler	Frank Davis, Jack Dull	21	7	0	203	238	.301	.256
1962	Danny Litwhiler	Ray McShane, Bob Madison	23	14	0	254	221	.296	.258
1963	Danny Litwhiler	Al Beccaccio	26	13	0	250	151	.278	.213
1964	Fred Hatfield	Jim Reed	23	13	0	244	171	.273	.247
1965	Fred Hatfield	Gerry Chmielewski	32	11	1	305	179	.281	.253
1966	Fred Hatfield	Dick Fernandez	39	13	0	417	192	.294	.214
1967	Fred Hatfield	Roy Mewbourne	32	14	0	214	155	.234	.220
1968	Fred Hatfield	Chuck Cone, Bob Canty	35	6	0	291	120	.284	.215
1969	Jack Stallings	Dick Gold, Mike Easom	38	13	1	303	158	.273	.219
1970	Jack Stallings	Dick Nichols	49	9	1	261	144	.277	.186
1971	Jack Stallings	Harry Saferight, Ron Cash	41	16	0	341	208	.282	.208
1972	Jack Stallings	Ken Doria, Mike Scarce	45	23	0	473	325	.291	.251
1973	Jack Stallings	John Librandi, Denny Williams	38	21	0	331	218	.239	.218
1974	Jack Stallings	Randy Davidson	37	25	0	320	269	.268	.232
1975	Woody Woodward	Randy Davidson	49	10	0	371	162	.300	.198
1976	Woody Woodward	Craig Eaton	40	16	0	467	228	.302	.210
1977	Woody Woodward	Larry Jones	37	13	0	459	375	.271	.231
1978	Woody Woodward	Brooks Carey, Greg Jones	44	18	0	457	303	.309	.269
1979	Dick Howser	Craig Patterson	43	17	1	494	272	.319	.277
1980	Mike Martin	Don DeLoach, Craig Ramsey	51	12	0	630	306	.327	.281
1981	Mike Martin	Mike Fuentes, Rick Hatcher	56	23	0	638	407	.303	.273
1982	Mike Martin	Jeff Ledbetter	56	17	1	752	375	.327	.243
1983	Mike Martin	Mike Yastrzemski, Rick Figueredo	55	18	1	737	574	.302	.243
1984	Mike Martin	Jody Reed, Jeff Gray	55	29	0	644	464	.291	.265
1985	Mike Martin	Frank Fazzini, Jimmy Jones	59	23	0	786	406	.330	.245
1986	Mike Martin	Luis Alicea, Doug Little, Mike Loynd	61	13	0	655	333	.325	.244
1987	Mike Martin	Ed Fulton, Jose Marzan	55	18	0	579	319	.307	.241
1988	Mike Martin	Barry Blackwell, Edwin Alicea	50	18	1	568	309	.302	.257
1989	Mike Martin	Clyde Keller	54	18	0	513	275	.290	.232
1990	Mike Martin	Marc Ronan, Gar Finnvoid	57	15	0	555	290	.306	.263
1991	Mike Martin	Pedro Grifol, Eduardo Perez, Ricky Kimball	57	14	0	543	273	.298	.241
1992	Mike Martin	Chris Roberts, Nandy Serrano, Roger Bailey	49	21	0	472	267	.300	.230
1993	Mike Martin	Ty Mueller, John Wasdin	46	19	0	424	229	.280	.237
1994	Mike Martin	Link Jarrett, Jack Niles	53	22	0	508	271	.296	.233
1995	Mike Martin	Randy Hodges, Mike Martin, Jr. Doug Mientkiewicz	53	16	0	561	249	.293	.226
1996	Mike Martin	Scooby Morgan, Steve Nedeau	52	17	0	596	296	.322	.247
1997	Mike Martin	Jeremy Morris, Scott Zech, Chuck Howell	50	17	0	635	331	.312	.259
1998	Mike Martin	Jeremy Salazar, Brooks Badeaux, Jose Zabala, Brian Cox	53	20	0	638	337	.307	.250

YEAR-BY-YEAR STATISTICS

BATTING

YEAR	G	AB	R	H	RBI	AVG.	2B	3B	HR	TB	SLG	BB	SO	SB	CS	SH	SF	HBP
1998	73	2540	638	779	560	.307	160	19	85	1232	.485	395	500	94	128	36	37	84
1997	67	2360	635	736	564	.312	145	17	114	1257	.533	403	467	160	202	37	29	74
1996	69	2310	596	744	525	.322	152	22	66	1138	.493	370	436	124	41	41	41	52
1995	69	2344	561	686	506	.293	127	23	69	1066	.455	396	437	162	45	34	37	49
1994	75	2498	508	739	454	.296	153	34	48	1104	.442	347	429	132	60	53	31	55
1993	65	2141	424	599	366	.280	111	13	48	880	.411	361	449	120	62	38	28	40
1992	70	2354	472	706	412	.300	161	17	49	1048	.445	301	453	105	54	35	26	53
1991	71	2462	543	733	468	.298	154	12	76	1139	.463	335	443	116	68	20	25	61
1990	72	2427	555	742	475	.306	182	18	44	1092	.490	407	393	165	81	23	36	39
1989	72	2391	513	693	428	.290	109	10	35	987	.413	444	422	162	64	29	36	37
1988	69	2292	567	690	482	.302	99	19	63	1018	.443	422	415	197	45	33	32	48
1987	73	2419	579	742	495	.307	125	27	94	1203	.493	458	387	232	29	39	31	29
1986	74	2464	655	801	565	.325	150	20	84	1243	.504	449	365	184	65	31	40	23
1985	82	2872	786	947	698	.330	143	26	146	1580	.550	500	415	120	34	20	38	34
1984	84	2866	644	833	561	.291	149	18	99	1315	.459	555	520	116	65	25	44	46
1983	74	2440	593	737	518	.302	139	15	89	1173	.481	483	320	129	45	30	36	42
1982	74	2563	752	839	658	.327	159	33	131	1264	.493	524	305	121	26	13	33	38
1981	79	2664	638	807	561	.303	148	16	113	1326	.498	422	337	94	25	8	38	31
1980	63	2100	630	708	550	.337	124	24	94	1142	.558	426	266	101	24	11	30	27
1979	61	1970	494	629	435	.319	105	18	82	1016	.512	335	266	94	16	11	35	22
1978	62	1989	457	614	367	.309	93	18	49	890	.447	318	282	104	25	24	22	23
1977	50	1696	380	459	326	.271	70	21	61	734	.458	275	282	105	18	16	28	18
1976	53	1708	453	524	378	.307	92	19	64	846	.495	334	263	87	21	15	24	19
1975	59	1999	371	599	321	.300	96	20	48	879	.440	262	246	118	30	21	29	16
1974	63	2032	320	545	279	.268	74	14	27	728	.358	271	338	68	22	10	21	15
1973	59	1975	331	570	273	.289	90	28	22	782	.396	272	259	96	41			20
1972	68	2305	473	670	403	.291	101	35	46	979	.425	365	334	78				
1971	57	1875	341	528	301	.282	74	26	46	792	.422	251	253	75				
1970	59	1995	361	553	302	.277	65	30	23	747	.374	293	268	90				
1969	52	1769	303	483	257	.273	59	35	31	705	.399	217	336	69				
1968	41	1398	281	397	233	.284	49	26	29	585	.418	216	260	50				
1967	46	1474	214	345	173	.234	50	11	20	477	.324	213	215	57				
1966	52	1808	417	541	354	.294	80	29	52	828	.458	277	226	105				
1965	44	1475	301	414	273	.281	60	24	37	633	.429	188	217	44				
*1963	32	1104	210	314	167	.284	42	12	18	421	.381	115	157	17				
*1962	28	1011	209	307	164	.304	47	15	27	465	.460	143	133	60				
*1961	25	904	195	278	161	.308	28	15	14	378	.418	129	129	44				
*1959	26	904	202	261	165	.289	38	7	13	352	.389	179	144	31				
*1958	24	847	186	251	158	.296	34	18	15	366	.432	87	115	60				

1999 SEMINOLE

BASEBALL

PITCHING & FIELDING

YEAR	W-L	SV	ERA	CG	SHO	IP	H	R	ER	BB	SO	HB	PO	A	E	FLD%	
1998	53-20	14	3.78	7	3	647.0	605	337	272	330	557	53	1941	897	100	.966	
1997	50-17	16	4.13	7	3	606.1	609	331	278	242	580	51	1819	773	108	.960	
1996	52-17	12	3.55	9	3	598.0	549	296	226	284	523	60	1794	770	108	.960	
1995	53-16	9	2.72	12	7	621.1	514	249	188	259	628	48	1864	808	101	.964	
1994	53-22	14	3.09	16	8	650.0	368	271	226	258	680	46	1977	895	81	.973	
1993	46-19	11	2.90	10	8	589.0	509	229	190	254	620	35	1767	769	118	.969	
1992	49-21	15	3.02	14	7	617.2	524	267	207	294	629	32	1853	789	118	.957	
1991	57-14	17	3.37	14	8	637.2	575	273	239	250	637	18	1913	747	89	.968	
1990	57-15	29	3.19	13	5	636.2	650	290	226	215	573	34	1915	864	124	.957	
1989	54-18	15	3.06	10	12	647.2	559	275	220	256	657	27	1942	780	107	.962	
1988	50-18-1	16	3.35	9	3	607.2	602	309	226	256	592	17	1823	698	128	.952	
1987	55-18	15	3.40	15	3	639.0	581	319	242	287	612	16	1917	719	113	.959	
1986	61-13	18	3.64	21	7	637.1	595	333	258	266	718	23	1912	755	115	.958	
1985	59-23	17	3.72	13	10	711.2	653	406	294	371	578	28	2135	894	155	.952	
1984	55-29	16	4.48	13	4	738.0	756	464	367	310	502	22	2212	1126	167	.952	
1983	55-18	13	3.93	11	4	630.0	574	333	275	315	495	20	1890	899	123	.958	
1982	56-17	11	4.18	12	8	634.2	586	375	295	319	492	17	1904	812	123	.957	
1981	56-23	17	4.31	13	3	665.2	716	407	319	310	483	22	—	—	—	.953	
1980	51-12	6	4.07	16	6	521.2	548	306	236	253	317	13	—	—	—	.956	
1979	43-17-1	8	4.27	24	4	501.2	538	272	238	193	314	11	—	—	—	.965	
1978	44-18	7	4.37	22	4	498.1	529	305	242	267	332	23	—	—	—	.951	
1977	37-13	1	3.51	11	4	432.1	375	226	169	241	349	6	1297	445	90	.951	
1976	39-14	6	3.32	15	5	411.2	332	216	159	263	376	21	—	—	—	.949	
1975	49-10	12	2.07	25	15	516.1	366	163	119	241	411	29	1549	598	86	.961	
1974	37-25	10	3.28	23	6	535.1	460	269	195	280	401	18	—	—	—	.961	
1973	38-21	17	2.89	14	11	513.1	413	218	165	272	383	12	—	—	—	.954	
1972	45-23	21	3.52	19	2	594.2	578	325	233	340	382	—	—	—	—	.954	
1971	41-16	27	2.76	9	10	489.2	376	208	150	242	424	—	—	—	—	.954	
1970	49-9-1	—	1.49	22	15	532.1	349	144	88	278	528	—	—	—	—	.954	
1969	38-13-1	—	1.98	27	7	457.2	375	158	101	155	404	—	—	—	—	.954	
1968	35-6	—	2.27	14	9	372.2	296	120	94	149	369	—	—	—	—	.954	
1967	30-14	—	2.48	25	5	245.2	329	155	108	132	330	—	—	—	—	.954	
1966	39-13	—	2.67	—	8	455.2	360	185	135	178	413	—	—	—	—	.954	
1965	32-11-1	—	3.25	—	2	371.1	318	170	134	150	261	—	—	—	—	.954	
1964	—	—	—	—	—	—	—	—	—	—	—	—	—	—	—	—	.954
*1963	22-10	—	2.61	—	4	276.0	204	124	80	155	157	—	—	—	—	—	.954
*1962	17-11	—	4.43	9	0	250.0	269	178	123	152	181	—	—	—	—	—	.954
*1961	20-5	—	3.62	12	2	219.0	231	126	88	89	150	—	—	—	—	—	.954
1960	—	—	—	—	—	—	—	—	—	—	—	—	—	—	—	—	.954
*1959	17-9	—	2.47	—	3	233.1	190	111	64	90	179	—	—	—	—	—	.954
*1958	19-5	—	2.47	13	2	212.0	165	91	58	82	189	—	—	—	—	—	.954

*Regular Season Statistics Only

SEMINOLE AWARD WINNERS

FSU ALL-AMERICANS

(First Team unless otherwise indicated.)

YEAR	PLAYER, POS.	TEAMS MADE
1957	Dick Howser, SS	ABCA
1958	Dick Howser, SS	ABCA
1959	Bob Clem, 2B	ABCA (2)
1961	Jack Dull, 2B	ABCA (3)
1962	Buddy Teagle, C	ABCA
1963	Mike Augustine, OF	ABCA
	Woody Woodward, SS	ABCA (3)
1964	Ken Suarez, C	ABCA
1966	Jim Lyttle, OF	ABCA, TSN
1967	Gary Sprague, SS	TSN (2)
1968	Tom Cook, C	ABCA (3)
1969	Dick Gold, 2B	ABCA, TSN (HM)
1970	Dick Nichols, 2B	TSN, ABCA (2)
	Johnny Grubb, OF	TSN (HM)
	Ron Cash, 3B	TSN (HM)
	Pat Osburn, P	TSN (HM)
1972	John Librandi, OF	ABCA (3)
1975	Danny O'Brien, P	ABCA (3)
	Randy Davidson, OF	ABCA (3)
	Steve Tebbetts, OF	TSN (HM)
	Jim Busby, OF	TSN (HM)
1976	Terry Kennedy, C	TSN
	Guillermo Bonilla, 3B	ABCA
1977	Terry Kennedy, C	TSN
1978	Blane McDonald, C	ABCA (2)
1979	Craig Patterson, 2B	ABCA (2)
1980	Mike Fuentes, OF	ABCA, TSN (2)
	Jim Weaver, OF	TSN
1981	Mike Fuentes, OF	ABCA, BA, TSN (2)
	Jeff Ledbetter, DH	TSN, BA (2)
1982	Jeff Ledbetter, OF	ABCA, BA, TSN
1983	Frank Fazzini, OF	BA (FR)
	Doug Little, P	BA (FR)
1984	Frank Fazzini, OF	BA (3)
	Paul Sorrento, OF	BA (FR)
	Luis Alicea, 2B	BA (FR)
	Ray Revak, P	BA (FR-2)
1985	Frank Fazzini, OF	ABCA, BA, TSN (2)
	Doug Little, P	BA (2), ABCA (3)
	Luis Alicea, 2B	BA (3)
	Richie Lewis, P	BA (FR)
	Barry Blackwell, C	BA (FR)
1986	Luis Alicea, 2B	BA, TSN, ABCA (2)
	Mike Loynd, P	ABCA, BA
	Richie Lewis, P	BA
	Bien Figueroa, SS	BA (2)
	Paul Sorrento, OF	BA (2)
1987	Richie Lewis, P	BA, TSN, ABCA (2)
	Ed Fulton, C	BA (3), ABCA (3)
1988	Ricky Kimball, P	BA (FR)
1989	Allen Bevis, 2B	BA (FR-2)
	Pedro Grifol, C	BA (FR-2)
1990	Brad Gregory, P	ABCA (2)
	Gar Finnfold, P	BA (2)

FLORIDA STATE UNIVERSITY

104

	Marc Ronan, P	BA (2)
	Roger Bailey, P	BA (FR-2)
	Chris Roberts, OF	BA (FR-2)
1991	Pedro Grifol, C	ABCA, BA
	Eduardo Perez, 1B	ABCA (2), BA (3)
	Chris Roberts, OF	BA (3)
1992	Chris Roberts, OF	BA, ABCA (2)
	Roger Bailey, P	BA (2), ABCA (3)
1993	Link Jarrett, SS	NCBWA (2)
	Doug Mienkiewicz, 1B	NCBWA (3), BA (FR-2)
	Jonathan Johnson, P	CB (FR), BA (FR), CB (3)
	Mickey Lopez, 3B	CB (FR-HM)
1994	Link Jarrett, SS	NCBWA (2)
	Jonathan Johnson, P	NCBWA (2), CB (3), BA (3)
	Mike Martin, C	NCBWA (2)
	Doug Mientkiewicz, 1B	NCBWA (2)
	Jeremy Morris, LF	CB (FR-HM)
	Paul Wilson, P	BA, NCBWA, CB (2)
1995	Jonathan Johnson, P	BA, CB (2)
	David Yocum, OF	BA (2), CB (3)
	J.D. Drew, OF	CB (FR), BA (FR)
1996	J.D. Drew, OF	BA, ABCA, CB, NCBWA
	Jeremy Morris, OF	BA (2), CB (2), NCBWA (2)
	Randy Choate, P	BA (3), CB (3), NCBWA
	Scott Zech, 2B	ABCA (3), NCBWA (2)
	Steven "Scooby" Morgan, P	NCBWA (3)
1997	J.D. Drew, OF	BA, ABCA, CB, NCBWA, TSN
	Jeremy Morris, OF	BA, TSN, CB (2), ABCA (2), NCBWA (2)
	Randy Choate, LHP	BA (2), TSN (2), NCBWA (2), ABCA (2), CB (3)
1998	Brian Cox	ABCA, NCBWA (2)
	Jeremy Salazar	NCWBA, TSN (2), CB (3)
	Matt Diaz	CB (FR), TSN (FR), TSN (3), NCBWA (3)
	Wes Crawford	TSN (3)
	Jon McDonald	CB (FR), TSN (FR)
	Nick Stocks	TSN (FR-2), CB (FR-HM)
	Brett Groves	CB (FR-HM)

KEY: ABCA-American Baseball Coaches Association, BA-Baseball America, TSN-The Sporting News, FR-Freshman All-America Team, NCBWA-National Collegiate Baseball Writers Association, HM-Honorable Mention, CB-Collegiate Baseball.

ACADEMIC ALL-AMERICANS

Selected by the College Sports Information Directors of America.

Greg Gromek, SS	1970-71
Carl Gromek, P	1970
Danny O'Brien, P	1975
Tommy Zoeller, 1B	1985
Gar Finnfold, P	1989

SEMINOLE FIRST TEAM ALL-AMERICANS



DICK HOWSER

1957-58

The first All-American in Florida State history, Dick Howser led FSU into the District III Playoffs each season from 1956-58, and to the District Championship in 1957. This brilliant shortstop was named All-Region in 1957 and '58 and earned All-America recognition from the ABCA both of those years. In 1956, Howser's .422 batting average set a Florida State season mark. He played professional baseball for Kansas City, Cleveland and the New York Yankees and returned to coach his alma mater to a 43-17-1 record in 1979.


named to the first team Coaches All-America team. Suarez was the leader of the 1964 Seminoles. He led the team in five offensive departments, including batting average as he hit .404.



JIM LYTTLE

1966

In 1966, Jim Lyttle was named a first team All-American by *The Sporting News* and the American Baseball Coaches Association. He was also an All-District III NCAA selection. That year, Lyttle rewrote Florida State slugging records. His 13 home runs, 51 RBIs and 131 total bases set school records that lasted for years. He was also a fine defensive outfielder with an arm like a rifle. He played professional baseball with the Yankees, White Sox and Expos.



BUDDY TEAGLE

1962

Buddy Teagle, the catcher for the 1962 Seminoles, was honored with ABCA All-America status after a fine offensive and defensive year. He proved to be a threat both at and behind the plate. At the plate, Teagle boasted a .325 batting average. Behind the plate, his rifle arm was a threat to all potential base stealers.



DICK GOLD

1969

Dick Gold, the team co-captain for the 1969 Seminoles, set many Florida State batting records. His 20 career doubles, 83 career RBIs, 151 career hits and 98 career runs either tied or surpassed the school records of the day. The nine triples he hit in 1969 remains a Florida State mark. Gold was a first team ABCA All-American and a District III team selection.



MIKE AUGUSTINE

1963

Mike Augustine is literally a Seminole success story. In the 1962 season, he never saw regular playing time until tournament time. The next season, the center-fielder broke a school record for most hits in a season with 58. This 5-9, 150-pound All-American led Florida State to the District III title and a trip to the College World Series.



DICK NICHOLS

1970

Dick Nichols was the leading hitter on the 1970 national runner-up Seminole team that boasted four All-Americans. His batting average of .338 was just above fellow All-American Ron Cash's .335. Nichols, the second baseman for the Tribe, was selected to the All-District III team and earned All-America recognition from *The Sporting News*.



KEN SUAREZ

1964

For the second time in three seasons, the Seminoles boasted an All-America catcher. In 1962, Buddy Teagle was named All-America and in 1964, Ken Suarez was



GUILLERMO (JUAN) BONILLA

1976

The third baseman for the 1976 Tribe team that went 40-16 under Head Coach Woody Woodward, Guillermo (Juan) Bonilla garnered first team All-

America honors from the Coaches Association for his offensive and defensive prowess. Bonilla, a native of Rip Piedras, Puerto Rico, hit nearly .350 for the 1976 Seminoles and ranked second only to fellow All-American Terry Kennedy in RBI and runs scored.



TERRY KENNEDY

1976-77
The Sporting News
Player of the Year

Swinging his big bat or crouched behind the plate, Terry Kennedy gave Florida State his best. From 1975-77, he drove in 122 runs and clouted 32 homers. His 64 RBIs, 21 home runs and .810 slugging average were school records in 1976. He earned 1976 All-Region and 1977 all-Metro honors. In both 1976 and '77, he was named a first team All-American by *The Sporting News* and added Most Valuable Player recognition from the magazine in 1977.



JIM WEAVER

1980
Jim Weaver, the Seminole left-fielder in 1980, was second only to fellow outfielder Mike Fuentes in batting. Weaver's numbers, .372 batting average and 18 home runs, fit perfectly into a powerful hitting team which boasted five players who hit above .350. Weaver also had a team-high 28 stolen bases. He was a member of the All-Metro Conference first team, as well as an All-American by *The Sporting News*.



MIKE FUENTES

1980-81
Golden Spikes Award
Mike Fuentes went from being cut from the Seminole team to winning the Golden Spikes Award in 1981, symbolizing college baseball's best player. He was FSU's third two-time All-American

(ABCA) and also earned first-team recognition from *Baseball America*. He became the first Seminole to hit .400 in a season when he batted .408 as a junior while leading Florida State into the 1980 College World Series. Fuentes capped a brilliant career with a senior season that included 27 home runs, 81 RBIs and a .360 average. During that year, he broke the NCAA career home run mark, finishing his career with 64.



JEFF LEDBETTER

1981-82
The Sporting News Player of the Year • *Baseball America* Player/Pitcher of the Year

Jeff Ledbetter was nicknamed "Treetops" for his monumental blasts into the pine trees behind the right-field wall at Seminole Field. Ledbetter set NCAA and FSU records in almost every offensive category,

including home runs in a season (42), career home runs (97), home runs in a game (4), career RBIs (346), total bases in a season (273) and career total bases (346). Ledbetter ended an outstanding 1982 season by being named All-Metro, All-Metro Tournament, Metro Player of the Year, consensus All-American and *The Sporting News* and *Baseball America* Player of the Year.



FRANK FAZZINI

1985
A powerful slugger, Frank Fazzini posted outstanding numbers during the 1985 season. His remarkable batting average of .413 was padded with other great statistics including 33 home runs and 118 RBIs.

Fazzini's offensive skills made him a first team All-America choice by the Coaches Association and *Baseball America*, as well as a member of the All-Metro Conference and All-Metro Tournament teams.



LUIS ALICEA

1986
Florida State's second baseman in 1986, Luis Alicea literally raked in the awards. He was named to All-America teams by *The Sporting News* and *Baseball America*, was the MVP of the NCAA South II Regional Tournament and earned recognition on the

College World Series All-Tournament team. With a batting average of .392 and a fielding percentage of .945, Alicea was dangerous both offensively and defensively. These skills made him an integral member of the Seminoles' College World Series runner-up team.



MIKE LOYND

1986
Golden Spikes Award • *Baseball America* Player/Pitcher of the Year

Pitcher Mike Loynd, who led the Seminoles to a 61-13 record and a second-place finish in the College World Series, was named the 10th recipient of the Golden Spikes Award in 1986. Loynd won the award after compiling a 20-3 record in a stellar senior season. Loynd was a master at fooling opposing batters, striking out 223 of them. Because of his tremendous numbers, Loynd was a first team ABCA and *Baseball America* All-American, as well as the Metro Tournament MVP.



RICHIE LEWIS

1986-1987
Richie Lewis, a pitcher from Muncie, Ind. was a fiery strikeout artist who mystified opposing batters. From 1985-87, Lewis struck out 520 batters in 392.2 innings of

play. This not only remains a Seminole all-time record, but ranks second in the NCAA record book. In 1987, he was chosen to the ABCA, *The Sporting News* and *Baseball America* All-America teams.



PEDRO GRIFOL

1991


Pedro Grifol, an All-America catcher, epitomized the spirit of the 1991 College World Series squad. Always competitive, Grifol posted a .344 batting average and a near-perfect .998 fielding average. He led the squad in RBIs with 80 and in home runs with 16. Grifol, a three-year starter at catcher, proved a great target for Seminole pitchers. His ability to frame a pitch and provide leadership behind the plate gave his Florida State teammates a player they could look up to.



CHRIS ROBERTS

1992

Chris Roberts, one of the highest draft picks to ever attend Florida State, was a three-year starter in the outfield and on the mound for the Seminoles from 1990-92. Roberts was a 1992 Collegiate Baseball All-American, as well as an All-ACC selection. The Middleburg, Fla. product racked up numerous awards at Florida State, including the 1991 Metro Conference Player-of-the-Year. Roberts hit .301, smashing 32 homeruns and driving in 175 runs. As a pitcher, Roberts posted a 23-8 record with 202 strikeouts. While at Florida State, Roberts started in leftfield for the USA National Team in the summer of 1991 and again at the 1992 Olympic Games in Barcelona. Roberts was selected in the first round of the 1992 June draft, and later signed with the New York Mets.



PAUL WILSON

1994

All-American Paul Wilson made Florida State history by becoming the highest Seminole ever chosen in any professional sport draft, when the righthanded pitcher was named the first overall pick in the 1994 Major League


Baseball Amateur Draft. Wilson was selected to the *Baseball America* and National Collegiate Baseball Writers Association All-American teams, in addition to being tagged All-Atlantic Coast Conference. The Orlando native capped his FSU career by being named one of nine finalists for the Golden Spikes award, presented annually to the top amateur baseball player in the country. Wilson compiled a 27-11 record at FSU with a 2.77 ERA. Along the way he struck out 299 in 304.2 innings of work. Wilson established himself as the ace of the 1993 Team USA pitching staff, starting in nine games.



JONATHAN JOHNSON

1995

Jonathan Johnson led Florida State to its first ever Atlantic Coast Conference championship, as he was named Most Valuable Player of the 1995 tournament for his outstanding performance. Johnson, a 1995 *Baseball America* All-American, also garnered All-ACC honors. He struck out 391 batters in his career, which ranks fourth on the all-time ACC career list. Johnson compiled a 34-5 record and 2.62 ERA in three years as a starter for the Seminoles. The native of Ocala, Fla., was also chosen as a finalist for the Golden Spikes Award, presented each year to the nation's top amateur baseball player. Johnson was the seventh pick of the 1995 June draft by the Texas Rangers.



J.D. DREW

1997

Golden Spikes Award • The Sporting News Player of the Year • Baseball America Player of the Year

J.D. Drew rewrote history as he established himself as one of the best hitters in college baseball. Drew was a consensus 1st Team All-American after becoming the only player in Division I baseball history to hit 30 home runs and steal 30 bases. He was named Player of the Year by *Baseball America*, *Collegiate Baseball*, *The Sporting News*, and the Atlantic

GOLDEN SPIKES AWARD

PRESENTED ANNUALLY TO THE TOP AMATEUR BASEBALL PLAYER IN THE COUNTRY AS SELECTED BY A SPECIAL COMMITTEE FOR THE UNITED STATES BASEBALL FEDERATION.



MIKE FUENTES

OUTFIELDER
1981



MIKE LOYND

PITCHER
1986



J.D. DREW

CENTER
FIELDER
1997

Coast Conference and received the Dick Howser Award given by the American Baseball Coaches Association. Drew was also crowned the Golden Spikes Award winner, given by USA Baseball to the best amateur baseball player. He batted a FSU record .455 in 1997, while becoming one of just three players in Division I college baseball history to record a triple-triple—100 hits, 100 runs, 100 RBI. Drew broke a total of 17 Florida State and ACC records including FSU season batting average, FSU & ACC career slugging percentage and ACC season and career home runs. Drew highlighted his junior campaign with an FSU record 34-game hitting streak during which he batted .524 with 20 home runs and 62 RBI. Drew was the second pick of the 1997 draft by the Philadelphia Phillies.



JEREMY MORRIS

1997

Jeremy Morris turned in a record-breaking year after returning for his senior season despite being drafted in the ninth round after his junior year. Morris became the Atlantic Coast Conference all-time RBI leader as he finished his senior campaign with 273 in his career. He also set a new Florida State career doubles record with 78. Morris was selected a 1st Team All-American by *Baseball America* and *The Sporting News* and earned 2nd Team honors from *Collegiate Baseball*, the ABCA and the NCBWA. He also earned All-ACC for the second consecutive season and was named the ACC Tournament Most Valuable Player for his performance in the Seminoles' 1997 conference championship. Morris led the Florida State and ACC in RBIs with 116. He batted .356 with 25 home runs, 22 doubles and 25 stolen bases. Morris was named to both the ACC and NCAA East Regional All-Tournament Teams and was selected ACC Player of the Week three times in 1997.



BRIAN COX

1998

Brian Cox will be remembered as one of the most consistent hitters in Florida State history after ending his senior season on a 25-game hitting streak. The senior centerfielder earned 1st Team All-America distinction from the American Baseball Coaches Association and 1st Team All-ACC honors after leading the Seminoles with a .393 batting average, which ranks fourth on the FSU single-season charts, 18 home runs and 87 RBI. Cox batted .682 with four home runs and 15 RBI in the NCAA Atlantic II Regional and garnered NCAA Regional All-Tournament Team honors as he led the Seminoles back to the College World Series. He also set a new Florida State record with 10 consecutive hits in the Liberty, Delaware, and Oklahoma games in regional play. Cox finished the year with 27 doubles for third place on the FSU single-season chart. He was also named to the 2nd Team NCBWA Super Team, ACC All-Tournament Team and 1st Team ABCA All-Atlantic Region Team. Cox earned Atlantic Coast Conference Player of the Week honors three times during the season.




MATT DIAZ

1998

The Sporting News Freshman of the Year

Matt Diaz rewrote the record books for a freshman at Florida State as he belted 22 home runs in his rookie season. Diaz was the Seminoles' second-leading hitter with a .390 average and drove in 84 runs for FSU. In the postseason, Diaz batted .588 (30-for-51) with eight doubles, eight home runs and 30 RBI in 12 games of the Seminoles' postseason. Diaz also tied an FSU record with four home runs in one game against Oklahoma in the NCAA Regional. He was named the NCAA Atlantic II Regional MVP for his outstanding play. Diaz also garnered Freshman All-America honors from *Baseball America* and *Collegiate Baseball*. *The Sporting News* selected Diaz as a third-team All-American and he also earned second-team All-ACC and ACC All-Tournament Team honors.



J.D. Drew

SEMINOLE SERIES RECORDS

TEAM	FIRST MEETING	LAST MEETING	SERIES STANDINGS			1958	1959				
			W	L	T						
Alabama	1967	1991	5-	2-	0	1958	1959	2-	0-	0	
Ala-Birmingham	1988	1988	1-	0-	0	1958	1985	27-	5-	0	
Amherst	1952	1964	7-	1-	0	1948	1976	95-	31-	0	
Appalachian State	1993	1993	2-	0-	0	1976	1993	3-	1-	0	
Arizona	1963	1991	5-	6-	0	1981	1998	25-	2-	0	
ARIZONA STATE	1987	1998	15-	6-	0	1959	1998	42-	17-	0	
Arkansas	1985	1985	0-	1-	0	1985	1989	13-	1-	0	
Armstrong State	1985	1985	2-	0-	0	1977	1998	6-	5-	0	
Army	1975	1975	1-	0-	0	1994	1994	2-	1-	0	
Auburn	1954	1998	61-	40-	0	1970	1970	2-	0-	0	
Austin Peay	1979	1987	5-	0-	0	1976	1976	1-	1-	0	
Ball State	1984	1991	19-	2-	0	1956	1990	6-	0-	0	
Belmont Abbey	1969	1969	2-	0-	0	1956	1956	2-	0-	0	
Biscayne College	1976	1976	4-	0-	0	1986	1986	1-	0-	0	
Bowling Green	1970	1970	1-	0-	0	1988	1988	1-	0-	0	
Bradley	1950	1950	1-	0-	0	1957	1962	3-	0-	0	
Brigham Young	1994	1994	1-	0-	0	1981	1981	1-	0-	0	
Brooklyn College	1980	1980	1-	0-	0	1953	1973	3-	0-	0	
Brown	1971	1971	5-	1-	0	JACKSONVILLE	1964	81-	29-	0	
California	1992	1992	1-	0-	0	Kearney State	1977	2-	0-	0	
UC-Santa Barbara	1996	1996	1-	0-	0	Kent	1992	1-	0-	0	
Cal St-Fullerton	1984	1997	6-	10-	0	Kentucky	1965	6-	1-	0	
Cal St-Northridge	1996	1996	1-	0-	0	Kentucky Wesleyan	1968	2-	0-	0	
Campbellville	1981	1981	1-	0-	0	Kenyon	1952	2-	0-	0	
Central Florida	1985	1997	14-	2-	0	Lafayette	1971	4-	0-	0	
Central Michigan	1990	1994	2-	0-	0	Lenoir-Rhyne	1980	1-	0-	0	
CHARLESTON SOUTHERN*	1988	1998	9-	0-	0	Lewis	1974	0-	3-	0	
Chicago State	1972	1972	2-	0-	0	Long Island	1997	1998	2-	0-	0
Cincinnati	1953	1991	23-	2-	0	Louisiana State	1955	1995	10-	5-	0
CITADEL, THE	1998	1998	2-	0-	0	Louisville	1977	1991	17-	2-	0
CLEMSON	1958	1998	40-	35-	1	Loyola (La.)	1952	1968	10-	0-	0
Cleveland State	1981	1982	3-	0-	0	Maine	1988	1996	4-	0-	0
Coastal Carolina	1991	1996	11-	0-	0	Marietta	1973	1977	1-	1-	0
College of Charleston	1992	1995	9-	1-	0	Marist	1997	1997	1-	0-	0
Columbus College	1974	1976	5-	0-	0	Marshall	1978	1997	5-	1-	0
Connecticut	1957	1957	0-	1-	0	MARYLAND	1965	1998	23-	3-	0
Cumberland	1973	1973	2-	0-	0	Memphis State	1977	1991	43-	15-	0
Dartmouth	1970	1970	1-	0-	0	MERCER	1948	1998	53-	8-	0
Davidson	1954	1954	1-	0-	0	Mercer-Atlanta	1974	1982	9-	0-	0
Dayton	1980	1980	1-	0-	0	MIAMI	1951	1998	105-	90-	3
Delaware	1979	1998	1-	1-	0	Michigan	1959	1995	7-	1-	0
DUKE	1954	1998	35-	15-	0	Michigan State	1957	1975	9-	6-	0
East Carolina	1962	1987	5-	3-	0	Middle Georgia	1948	1948	2-	0-	0
East Tennessee State	1978	1978	2-	0-	0	Millsaps	1949	1949	1-	0-	0
Eastern Illinois	1980	1980	1-	0-	0	MINNESOTA	1981	1996	13-	0-	0
Eastern Michigan	1975	1982	0-	2-	0	Mississippi	1949	1995	7-	1-	0
Farleigh Dickinson	1973	1973	2-	0-	0	Mississippi College	1948	1951	13-	4-	0
Flagler	1980	1982	4-	1-	0	Mississippi State	1964	1992	7-	4-	0
FLORIDA	1956	1998	95-	79-	0	Missouri-Rolla	1980	1980	2-	0-	0
Florida A&M	1971	1979	12-	0-	0	Monmouth	1980	1980	1-	0-	0
Florida Atlantic	1995	1998	8-	1-	0	Morehead State	1978	1978	3-	0-	0
Florida International	1973	1991	13-	5-	0	Navy	1960	1960	3-	4-	0
Florida Southern	1949	1974	29-	13-	1	New Orleans	1980	1991	3-	3-	0
Fresno State	1991	1991	0-	1-	0	New York University	1970	1970	2-	0-	0
Furman	1955	1994	14-	1-	0	Nevada-Las Vegas	1977	1984	4-	8-	0
George Mason	1985	1988	2-	0-	0	Niagara	1974	1976	7-	0-	0
George Washington						NORTH CAROLINA	1956	1998	35-	10-	0
Georgia						UNC-Charlotte	1987	1987	2-	0-	0
Georgia Southern						NC STATE	1962	1998	21-	11-	0
Ga Southwestern											
Georgia State											
GEORGIA TECH											
Grambling											
Hawaii											
Hawaii-Hilo											
Holy Cross											
Howard											
Illinois											
Indiana											
Indiana State											
Iowa											
Ithaca											
Jackson State											
Jacksonville State											

UNC-ASHEVILLE	1994	1997	6- 0- 0
UNC-Wilmington	1974	1974	3- 0- 0
Northeast Louisiana	1964	1964	1- 0- 0
Northeastern Illinois	1996	1996	1- 0- 0
Northern Illinois	1971	1971	1- 0- 0
Northern Iowa	1991	1993	6- 0- 0
Northern Kentucky	1980	1980	1- 0- 0
North Central	1977	1977	3- 0- 0
Notre Dame	1956	1998	3- 2- 0
Oakland	1978	1979	4- 0- 0
Oglethorpe	1949	1949	0- 1- 0
Ohio	1970	1974	1- 1- 0
Ohio State	1960	1998	5- 3- 0
Oklahoma	1982	1998	2- 1- 0
Oklahoma State	1986	1986	1- 0- 0
Old Dominion	1995	1995	1- 0- 0
Oliver	1977	1977	2- 0- 0
Otterbein	1976	1982	7- 0- 0
Parsons	1967	1967	0- 2- 0
Penn State	1957	1969	7- 2- 0
Pittsburgh	1983	1986	13- 0- 0
Purdue	1993	1993	0- 1- 0
Rice	1988	1989	2- 1- 0
Richmond	1972	1992	20- 0- 0
Rider College	1970	1989	3- 0- 0
Ripon	1981	1981	2- 0- 0
Rollins	1948	1973	11- 11- 0
Rose Hulman	1978	1978	4- 0- 0
Rutgers	1966	1966	1- 0- 0
Samford	1985	1989	16- 1- 0
Santa Clara	1962	1962	1- 1- 0
Savannah	1948	1948	1- 1- 0
Seton Hall	1975	1975	0- 1- 0
South Alabama	1969	1995	32- 23- 1
South Carolina	1969	1991	18- 10- 0
SOUTH FLORIDA	1969	1998	60- 15- 1
SE Louisiana	1953	1953	1- 1- 0
SE Missouri State	1982	1994	3- 0- 0
Southern	1982	1982	2- 0- 0
Southern Cal	1963	1996	1- 5- 0
Southern Illinois	1968	1970	6- 1- 0
Southern Mississippi	1982	1991	37- 12- 0
SW Louisiana	1976	1998	6- 0- 0
Springfield	1967	1968	4- 0- 0
Springhill	1966	1966	4- 0- 0
St. Bonaventure	1997	1997	1- 0- 0
St. Francis (Ill.)	1979	1979	3- 1- 0
St. Joseph's	1972	1998	5- 0- 0
St. Leo	1969	1998	28- 4- 0
St. Louis	1965	1981	1- 1- 0
St. Xavier	1982	1983	2- 0- 0
Stanford	1992	1996	2- 0- 0
Stetson	1949	1988	32- 20- 0
Tampa	1949	1984	24- 4- 1
Tennessee	1951	1998	4- 4- 0
Tennessee-Martin	1979	1979	2- 0- 0
Tennessee Tech	1983	1984	3- 0- 0
Texas	1965	1987	2- 2- 0
Texas A&M	1986	1992	1- 1- 0
TROY STATE	1948	1995	11- 2- 0
Tulane	1967	1991	38- 18- 1
Union	1970	1970	5- 0- 0
Valdosta State	1963	1988	22- 4- 1
Valparaiso	1982	1982	1- 0- 0
Vanderbilt	1972	1972	2- 1- 0
VIRGINIA	1972	1998	21- 6- 0
Va Commonwealth	1988	1988	1- 0- 0
Va Military Institute	1990	1992	6- 0- 0
Virginia Tech	1967	1991	19- 4- 0
WAKE FOREST	1962	1998	40- 10- 0
WASHINGTON STATE	1988	1988	1- 0- 0
Western Carolina	1992	1992	2- 1- 0

Western Kentucky	1978	1990	9- 1- 0
Western Michigan	1959	1974	6- 8- 0
West Florida	1981	1984	5- 0- 0
West Virginia	1956	1962	3- 2- 0
WICHITA STATE	1989	1996	2- 3- 0
William & Mary	1967	1967	1- 0- 0
Wingate	1980	1983	6- 0- 0
Winthrop	1993	1995	3- 1- 0
Wisconsin	1955	1958	8- 1- 0
Wright State	1979	1980	3- 1- 0
Yale	1957	1957	2- 0- 0

*Formerly Baptist College
*1999 Opponents in Bold CAPS

OTHER AMATEUR TEAMS

Camp LeJeune	1949	1954	3- 1- 0
Jacksonville Navy	1953	1954	2- 2- 0
Pensacola Navy	1965	1965	3- 0- 0
Valdosta Red Sox	1968	1968	4- 0- 0

PROFESSIONAL EXHIBITIONS

Birmingham (AA)	1968	1968	0- 3- 0
Knoxville (A)	1958	1958	1- 0- 0
Pittsfield (AA)	1968	1968	0- 3- 0
Tallahassee Citizens	1951	1951	1- 0- 0
Tallahassee Rebels	1954	1954	1- 1- 0
Pawtucker (AAA)	1970	1970	0- 1- 0
Baltimore (AL)	1970	1970	0- 1- 0
New York (AL)	1978	1985	1- 1- 0
Atlanta (NL)	1981	1982	1- 1- 0
Kansas City (AL)	1988	1988	Rain
Florida (NL)	1994	1994	0- 1- 0
Tampa Bay (AL)	1998	1998	0- 1- 0

AGAINST THE ACC

Clemson	40- 35- 1	.533
Duke	35- 15- 0	.700
Georgia Tech	42- 17- 0	.712
Maryland	23- 3- 0	.885
North Carolina	35- 10- 0	.778
NC State	21- 11- 0	.656
Virginia	21- 6- 0	.778
Wake Forest	40- 10- 0	.800
RECORD AGAINST THE ACC	257-107- 1	.705

AGAINST STATE SCHOOLS

Biscayne (St. Thomas)	4- 0- 0	1.000
Central Florida	14- 2- 0	.875
Flagler	4- 1- 0	.800
Florida	95- 79- 0	.546
Florida Atlantic	6- 1- 0	.857
Florida A&M	12- 0- 0	1.000
Florida International	13- 5- 0	.722
Florida Southern	29- 13- 1	.686
Jacksonville	81- 29- 0	.736
Miami	105- 90- 3	.538
Rollins	11- 11- 0	.500
South Florida	60- 15- 0	.800
St. Leo	28- 4- 0	.875
Stetson	33- 20- 0	.623
Tampa	24- 4- 1	.845
West Florida	5- 0- 0	1.000
RECORD AGAINST THE STATE	524-274- 5	.656

ALL-TIME RESULTS

1948 _____ Won 9, Lost 8

6	Mississippi College	0
3	Mississippi College	13
5	Rollins	20
5	Rollins	8
6	Mississippi College	5
6	Mississippi College	7
14	Mercer	12
5	Middle Georgia	4
4	Georgia-Savannah	9
2	Troy State	3
5	Georgia Teachers	2
12	Georgia Teachers	8
7	Middle Georgia	6
8	Georgia-Savannah	3
2	Rollins	8
5	Rollins	8
6	Troy State	5

1949 _____ Won 11, Lost 8

7	Mississippi	3
6	Mississippi	5
3	Mercer	8
5	Oglethorpe	7
18	Mississippi College	13
10	Millsaps	8
3	Florida Southern	5
8	Florida Southern	10
5	Mississippi College	4
11	Mississippi College	6
10	Stetson	1
8	Stetson	9
8	Tampa	7
7	Tampa	4
6	Mercer	4
2	Stetson	4
4	Stetson	2
1	Florida Southern	3
1	Florida Southern	3

1950 _____ Won 13, Lost 7

11	Mississippi College	6
13	Mississippi College	4
2	Rollins	14
4	Rollins	6
2	Florida Southern	4
10	Florida Southern	6
3	Bradley	2
1	Bradley	10
0	Stetson	5
8	Stetson	7
7	Tampa	6
12	Tampa	3
3	Mercer	1
12	Mercer	4
10	Tampa	1
7	Tampa	9
6	Mercer	10
11	Mercer	6
15	Stetson	10
9	Stetson	4

1951 _____ Won 12, Lost 6

10	Tennessee	9
9	Georgia	5
2	Miami	11
13	Miami	4
15	Florida Southern	6
13	Florida Southern	3
22	Mississippi College	9
6	Mississippi College	2

9	Rollins	3
0	Stetson	3
2	Stetson	3
8	Georgia	6
0	Georgia	2
6	Florida Southern	5
10	Mississippi College	4
7	Mississippi College	8
8	Stetson	2
5	Stetson	7

1952 _____ Won 17, Lost 4

21	Kenyon	1
11	Kenyon	2
3	Georgia	8
8	Georgia	3
4	Amherst	2
1	Loyola	0
7	Loyola	0
3	Miami	1
7	Miami	0
2	Stetson	7
11	Stetson	10
7	Tampa	4
0	Tampa	4
16	Tampa	11
13	Tampa	3
9	Florida Southern	3
5	Florida Southern	0
22	Florida Southern	11
2	Rollins	1
2	Rollins	9
4	Stetson	2

1953 _____ Won 13, Lost 10, Tie 1

14	Georgia Teachers	6
15	Georgia Teachers	4
0	Georgia	3
8	Jacksonville Teachers	4
1	SE Louisiana	6
5	SE Louisiana	4
5	Amherst	0
4	Amherst	3
0	Rollins	4
2	Rollins	4
8	Tampa	8
1	Tampa	4
14	Stetson	7
8	Stetson	2
14	Cincinnati	1
4	Jacksonville Navy	2
4	Jacksonville Navy	7
2	Georgia Teachers	6
15	Georgia Teachers	6
6	Georgia	12
0	Stetson	1
9	Stetson	6
2	Florida Southern	7
15	Florida Southern	4

1954 _____ Won 13, Lost 8

1	Jacksonville Navy	2
7	Jacksonville Navy	4
8	Georgia	7
7	Tennessee	4
2	Auburn	7
7	Davidson	1
24	Jacksonville State	0

11	Amherst	3
10	Amherst	6
4	Duke	8
2	Duke	6
7	Georgia	8
4	Stetson	5
4	Stetson	8
7	Georgia Teachers	4
3	Stetson	7
0	Stetson	7
13	Tampa	1
7	Tampa	2
10	Florida Southern	1
16	Florida Southern	1

1955 _____ Won 17, Lost 6

4	Florida Southern	1
15	Florida Southern	0
17	Furman	3
6	Furman	3
5	Louisiana State	3
9	Georgia	2
6	Georgia	7
10	Amherst	1
7	Amherst	9
7	Stetson	8
16	Stetson	2
3	Wisconsin	2
7	Wisconsin	2
7	Rollins	2
3	Rollins	9
4	Miami	3
4	Miami	5
10	Georgia Teachers	3
12	Georgia Teachers	2
14	Georgia	5
3	Georgia	17
6	Stetson	4
14	Stetson	5

1956 _____ Won 25, Lost 7

6	Furman	1
20	Furman	0
6	Georgia Teachers	5
10	Georgia Teachers	5
9	Florida Southern	2
8	Florida Southern	5
11	Indiana	6
14	Indiana	10
3	North Carolina	2
5	Wisconsin	3
12	Notre Dame	5
12	West Virginia	13
13	Illinois	10
4	Wisconsin	3
12	Illinois	0
3	Wisconsin	10
1	Wisconsin	0
5	Florida	7
8	Cincinnati	2
8	Stetson	1
23	Stetson	2
0	Georgia	2
13	Miami	5
2	Miami	0
5	Georgia Teachers	3
9	Georgia	8
6	Georgia	2
7	Rollins	9

9	Rollins	0
*2	Duke	1
*2	Duke	4
*6	Duke	7

1957 _____ Won 22, Lost 9

8	Auburn	2
10	Auburn	5
15	Stetson	0
2	Stetson	3
3	Michigan state	8
7	Yale	0
2	Duke	0
7	Michigan State	4
11	Yale	8
1	Duke	8
7	Ithaca	6
21	Ithaca	4
2	Florida	13
4	Florida	1
15	Miami	3
21	Miami	3
13	Georgia Teachers	2
8	Georgia Teachers	3
9	Auburn	10
10	Auburn	4
4	Florida Southern	0
10	Florida Southern	2
15	Miami	3
1	Miami	2
5	Rollins	0
*5	Georgia Teachers	3
*3	Duke	2
*6	Duke	8
*4	Duke	1
**0	Penn State	7
**3	Connecticut	5

1958 _____ Won 20, Lost 7

3	Auburn	4
7	Auburn	10
12	Wisconsin	4
5	Notre Dame	2
14	West Virginia	7
7	Wisconsin	3
3	Notre Dame	2
3	Wisconsin	1
7	Florida	8
1	Florida	8
18	Miami	0
7	Miami	12
5	Auburn	1
4	Auburn	2
5	Florida Southern	0
11	Florida Southern	1
4	Stetson	2
9	Stetson	1
9	Miami	2
6	Miami	1
7	Rollins	1
7	Rollins	6
15	Georgia Teachers	10
17	Georgia Teachers	3
*3	George Washington	1
*1	Florida	2
*5	Clemson	8

1959 _____ Won 22, Lost 11

14	Camp Lejeune	4
11	Camp Lejeune	3
10	Camp Lejeune	8
8	Auburn	4
11	Auburn	3
1	Georgia	4
16	Georgia	4
17	Stetson	0
21	Stetson	12
9	North Carolina	11
16	Illinois	9
8	Florida	7
5	Michigan State	2
3	Duke	6
2	Western Michigan	3
3	Duke	1
2	Western Michigan	0
11	Michigan	0
2	Michigan State	8

3	Florida	6
7	Florida	9
1	Florida Southern	2
7	Georgia Teachers	1
19	Tampa	1
4	Georgia Teachers	5
8	Georgia	2
4	Georgia	3
4	Auburn	3
8	Auburn	6
*3	George Washington	2
*2	Clemson	24
*16	Georgia Tech	9
*0	Clemson	5

1960 _____ Won 13, Lost 9

6	Miami	3
10	Miami	6
10	Georgia	1
7	Ohio State	13
4	Auburn	10
22	Auburn	8
11	Auburn	4
8	Navy	4
9	Georgia	2
8	Georgia	11
4	Mississippi College	2
2	Mississippi College	4
4	Florida Southern	11
3	Florida Southern	5
9	Georgia Southern	5
3	Georgia Southern	10
3	Auburn	4
5	Auburn	6
8	Florida	4
13	Florida	11
16	Miami	3
9	Miami	5

1961 _____ Won 21, Lost 7

9	Georgia	8
11	Georgia	3
10	Auburn	1
10	Auburn	9
5	Auburn	15
9	Navy	8
3	Navy	6
10	Duke	6
4	Duke	0
7	Duke	5
8	Duke	2
10	North Carolina	1
2	Florida	3
8	Florida	5
2	Western Michigan	10
7	Western Michigan	6
6	Georgia Southern	4
9	Georgia Southern	1
5	Florida Southern	4
13	Florida Southern	2
2	Miami	0
14	Miami	6
5	Georgia	3
9	Georgia	10
17	Georgia Southern	8
*3	West Virginia	1
*2	Duke	7
*3	West Virginia	4

1962 _____ Won 23, Lost 14

13	Georgia	3
6	Georgia	3
7	Auburn	12
2	Auburn	10
10	Georgia Tech	4
9	Georgia Tech	8
7	Georgia Tech	6
8	Navy	2
14	Clemson	8
2	Furman	7
21	Furman	9
6	Auburn	7
3	Auburn	5
4	Miami	6
9	Miami	8
11	Clemson	14
3	Duke	1
4	Duke	5

2	East Carolina	19
9	North Carolina	2
12	North Carolina State	3
5	Georgia Southern	1
9	Georgia Southern	7
12	Florida Southern	11
2	Georgia Southern	4
8	Georgia Southern	2
5	Florida	9
6	Florida	2
*0	Florida	1
*6	West Virginia	5
*3	Florida	1
*10	Wake Forest	8
*3	Wake Forest	2
**5	Santa Clara	1
**5	Ithaca	4
**7	Michigan	10
**6	Santa Clara	11

1963 _____ Won 25, Lost 12

2	Auburn	1
8	Auburn	3
10	Clemson	7
7	Clemson	12
12	Clemson	3
7	Navy	8
5	Auburn	1
9	Auburn	7
6	Florida Southern	0
2	Miami	1
1	Miami	4
13	Furman	3
9	Furman	2
14	Valdosta State	0
10	Georgia Southern	8
5	Wake Forest	7
7	North Carolina State	8
6	Duke	0
6	East Carolina	1
1	Florida	3
3	Florida	6
10	Georgia Southern	6
7	Georgia Southern	0
10	Georgia Tech	5
4	Georgia Tech	5
9	Georgia	5
4	Georgia	3
6	Florida	2
5	Florida	1
1	Florida	3
*4	Auburn	3
*12	Wake Forest	4
*5	Wake Forest	6
11	Wake Forest	5
**5	Western Michigan	2
**3	Arizona	4
**3	Southern California	4

1964 _____ Won 23, Lost 13

5	Florida Southern	2
4	Florida Southern	8
8	Clemson	5
5	Clemson	8
12	Clemson	6
15	Tennessee	7
5	Georgia Tech	0
3	Georgia Tech	2
7	Northeast Louisiana	4
9	North Carolina	0
7	Mississippi State	1
5	Amherst	0
10	Duke	4
17	North Carolina	3
4	Wake Forest	6
10	Michigan State	5
7	Michigan State	6
4	Wake Forest	7
2	Wake Forest	2
3	Auburn	5
14	Georgia Tech	1
5	Georgia	6
18	Georgia	11
6	Georgia Southern	8
6	Georgia Southern	1
2	Auburn	4
5	Auburn	19
9	Georgia Southern	7

6	Georgia Southern	9
7	Jacksonville	4
3	Jacksonville	2
2	Florida	6
4	Florida	3
1	Florida	2
1	Florida	2
5	Florida	4

1965_Won 32, Lost 11, Tie 1

7	Miami	4
9	Miami	4
9	Miami	9
4	Florida Southern	3
2	Kentucky	0
0	Navy	1
0	Navy	1
11	Michigan State	8
11	Duke	1
8	Wake Forest	1
5	Wake Forest	3
2	Michigan State	4
9	Duke	4
11	Wake Forest	4
6	Auburn	1
12	Auburn	0
4	Georgia Southern	2
6	Georgia Southern	3
11	Duke	2
2	North Carolina State	7
1	North Carolina	12
8	Calwest	9
13	Calwest	11
16	Calwest	3
10	Navy	1
12	Pensacola Navy	2
7	Loyola	6
18	Loyola	14
10	Georgia Southern	4
6	Georgia Southern	2
8	Jacksonville	2
6	Florida	8
3	Florida	2
10	Pensacola Navy	2
*3	Mississippi State	6
*7	Maryland	3
*3	Mississippi	2
*2	Furman	5
*7	Furman	5
5	Florida	4
10	Florida	11
**1	Ohio State	2
**3	Texas	2
**3	St. Louis	5

1966_Won 39, Lost 13

9	Kentucky	4
19	Kentucky	3
7	Kentucky	0
20	Kentucky	1
7	Tennessee	8
8	Tennessee	6
24	Mississippi State	2
6	Auburn	3
9	Mississippi	8
9	Mississippi	4
11	Mississippi	10
5	Mississippi	3
5	Michigan State	0
6	Michigan State	7
14	Wake Forest	12
5	Michigan State	4
18	Rutgers	10
3	Wake Forest	4
2	Auburn	7
2	Auburn	6
18	Spring Hill	3
13	Spring Hill	6
15	North Carolina	7
4	North Carolina	6
1	Miami	6
4	North Carolina	1
10	Miami	2
15	Furman	2
2	Louisiana State	3
0	Louisiana State	1

3	Loyola	0
5	Loyola	0
3	Spring Hill	2
14	Spring Hill	2
9	Georgia Southern	4
9	Georgia Southern	1
16	Florida	4
0	Florida	4
10	Georgia Southern	0
10	Georgia Southern	9
15	Jacksonville	5
3	Jacksonville	1
1	Florida	0
4	Florida	0
11	Clemson	5
4	Clemson	3
3	Clemson	4
*3	Mississippi	4
*6	East Carolina	3
*7	Mississippi State	0
*6	North Carolina	5
*4	North Carolina	6

1967_Won 32, Lost 14

9	Miami	4
6	Miami	5
14	Tampa	0
7	Auburn	12
1	Georgia	2
3	Springfield	1
1	Auburn	0
6	Springfield	5
7	Virginia Tech	2
3	Alabama	4
9	Penn State	3
1	Alabama	0
10	Tulane	6
6	Penn State	7
5	Tulane	1
5	William & Mary	4
5	Wake Forest	4
5	North Carolina	1
1	North Carolina	3
3	Wake Forest	2
0	Wake Forest	1
2	North Carolina	1
0	Parsons	10
4	Parsons	16
2	Auburn	5
9	Auburn	3
8	Tulane	5
7	Tulane	5
5	Loyola	1
5	Loyola	1
7	Georgia Southern	1
5	Georgia Southern	2
2	Georgia Southern	0
7	Georgia Southern	0
7	Jacksonville	0
8	Jacksonville	1
7	Florida	5
2	Florida	5
6	Florida	3
1	Florida	2
1	Florida	3
*5	Clemson	3
*3	Auburn	13
*4	Clemson	6

NOTE: Includes two forfeit wins over Tampa, May 9 & 10.

1968_Won 35, Lost 6

7	Valdosta Red Sox	0
11	Valdosta Red Sox	3
2	Georgia	0
2	Georgia	3
10	Penn State	8
10	Springfield	9
7	Penn State	2
18	Springfield	0
3	Wake Forest	0
7	Wake Forest	4
6	Southern Illinois	0
8	Southern Illinois	4
5	Southern Illinois	3
15	Kentucky Wesleyan	1
15	Kentucky Wesleyan	5

18	Valdosta Red Sox	3
3	Valdosta Red Sox	1
4	Miami	1
7	Miami	5
2	Auburn	1
7	Auburn	3
5	Loyola	1
4	Loyola	1
12	Georgia Southern	6
4	Georgia Southern	1
2	Florida	3
2	Florida	3
10	Georgia Southern	2
9	Georgia Southern	4
3	Auburn	2
1	Auburn	18
4	Jacksonville	0
9	Jacksonville	4
1	Florida	0
5	Florida	0
5	Florida	0
*1	East Carolina	2
*6	Alabama	1
*3	East Carolina	2
*15	N. Carolina State	12
*1	N. Carolina State	4

1969_Won 38, Lost 13, Tie 1

5	Florida Southern	5
6	Miami	2
5	Miami	0
2	St. Leo	0
0	Auburn	1
6	Auburn	1
3	Loyola	5
2	Loyola	0
5	Tulane	0
0	Tulane	1
4	Penn State	3
8	Penn State	1
6	Penn State	0
8	Penn State	4
0	Southern Illinois	1
5	Southern Illinois	4
3	Southern Illinois	1
10	Belmont Abbey	9
9	Wake Forest	4
8	Belmont Abbey	4
16	Wake Forest	6
16	Wake Forest	14
4	South Carolina	3
10	Wake Forest	1
8	Furman	2
7	Furman	2
18	Kentucky Wesleyan	1
17	Kentucky Wesleyan	0
7	South Florida	3
5	South Florida	2
6	Clemson	2
3	Clemson	1
5	Georgia	0
12	Georgia	3
6	St. Leo	2
3	Florida	1
4	Florida	9
2	Georgia Southern	3
9	Georgia Southern	5
2	Georgia Tech	1
5	Georgia Tech	8
7	Jacksonville	5
2	Jacksonville	4
8	Georgia Southern	1
3	Georgia Southern	4
5	South Alabama	4
4	South Alabama	0
4	Auburn	7
6	Auburn	3
0	Florida	8
1	Florida	3
3	Florida	1

1970_Won 49, Lost 9, Tie 1

Mar. 4	Union	5	1
Mar. 4	Union	6	2
Mar. 13	St. Leo	6	1
Mar. 14	St. Leo	5	4

Mar. 20	at Florida Southern	1	0
Mar. 21	at Miami	10	1
Mar. 22	vs. Michigan State	5	6
Mar. 22	at Miami	8	3
Mar. 24	at Stetson	1	0
Mar. 25	Bowling Green	17	8
Mar. 25	New York University	6	1
Mar. 26	Rider	8	1
Mar. 27	New York University	4	1
Mar. 28	Southern Illinois	6	1
Mar. 30	North Carolina	15	6
Mar. 30	North Carolina	5	4
Mar. 31	North Carolina	3	2
Apr. 1	Illinois	5	4
Apr. 2	Maryland	6	2
Apr. 2	Holy Cross	11	4
Apr. 3	Illinois	10	0
Apr. 4	Holy Cross	3	0
Apr. 4	Maryland	4	3
Apr. 6	Auburn	10	4
Apr. 7	Auburn	3	5
Apr. 10	at South Alabama	8	4
Apr. 11	at South Alabama	4	0
Apr. 11	at South Alabama	11	0
Apr. 17	at South Florida	7	0
Apr. 18	at South Florida	8	0
Apr. 19	at St. Leo	8	3
Apr. 23	Florida Southern	7	6
Apr. 24	South Alabama	9	0
Apr. 25	South Alabama	3	5
Apr. 25	South Alabama	2	2
May 1	Georgia Southern	12	5
May 2	Georgia Southern	8	4
May 4	Jacksonville	4	1
May 5	Jacksonville	9	2
May 8	Miami	11	4
May 9	Miami	6	2
May 12	at Florida	1	3
May 13	at Florida	4	5
May 15	at Georgia Southern	8	3
May 16	at Georgia Southern	1	2
May 18	at Auburn	5	0
May 19	at Auburn	7	6
May 22	Florida	3	4
May 23	Florida	1	0
May 23	Florida	9	4
May 28	East Carolina	2	0
May 29	Maryland	10	1
May 30	Mississippi St.	5	4
Jun. 13	Arizona	4	0
Jun. 14	Dartmouth	6	0
Jun. 15	Texas	1	5
Jun. 16	Ohio University	2	0
Jun. 17	Texas	11	2
Jun. 18	Southern California	1	2

1971 Won 41, Lost 16

Mar. 2	Valdosta St.	13	1
Mar. 3	Union	5	0
Mar. 3	Union	14	0
Mar. 4	Union	7	6
Mar. 5	St. Leo	9	8
Mar. 6	St. Leo	7	6
Mar. 11	Lafayette	3	0
Mar. 12	Lafayette	1	0
Mar. 13	Lafayette	2	0
Mar. 20	at Miami	5	4
Mar. 21	at Miami	4	5
Mar. 22	vs. Ohio State	1	9
Mar. 23	vs. Michigan State	9	5
Mar. 24	at St. Leo	14	2
Mar. 25	Western Michigan	5	7
Mar. 26	Florida A&M	2	1
Mar. 27	Florida A&M	21	0
Mar. 28	Western Michigan	7	5
Mar. 28	Western Michigan	1	5
Mar. 28	Florida A&M	7	1
Mar. 31	Brown	0	2
Apr. 1	Brown	5	1
Apr. 1	Brown	3	1
Apr. 2	Brown	12	1
Apr. 3	Brown	4	1
Apr. 3	Brown	6	1
Apr. 6	at Jacksonville	4	13
Apr. 7	at Jacksonville	8	6
Apr. 8	Northern Illinois	7	1
Apr. 9	Miami	7	5
Apr. 10	Miami	4	7
Apr. 12	Auburn	13	8

Apr. 13	Auburn	8	11
Apr. 14	at Valdosta St.	17	3
Apr. 17	at Clemson	0	11
Apr. 17	at Clemson	7	12
Apr. 18	at Clemson	2	3
Apr. 19	at Georgia	6	0
Apr. 19	at Georgia	2	4
Apr. 24	South Alabama	9	7
Apr. 24	South Alabama	4	5
Apr. 25	South Alabama	9	4
Apr. 26	South Florida	10	6
Apr. 27	South Florida	4	3
Apr. 30	Stetson	2	0
May 1	Stetson	1	0
May 1	Georgia Southern	1	2
May 2	Georgia Southern	6	1
May 9	at South Alabama	7	3
May 14	at Georgia Southern	1	0
May 17	at Auburn	9	4
May 18	at Auburn	6	5
May 21	at Florida	7	2
May 22	at Florida	2	0
May 22	at Florida	3	4
May 28	Florida	1	4
May 29	Florida	7	0

1972 Won 45, Lost 23

Mar. 2	at Stetson	6	3
Mar. 3	at Stetson	7	1
Mar. 4	at Rollins	2	0
Mar. 5	at Rollins	11	6
Mar. 6	St. Josephs	14	1
Mar. 7	St. Josephs	12	6
Mar. 8	St. Josephs	8	1
Mar. 10	Clemson	11	7
Mar. 11	Clemson	6	3
Mar. 12	Clemson	20	3
Mar. 18	at Florida Southern	11	4
Mar. 20	at Miami	7	4
Mar. 21	at South Florida	3	4
Mar. 22	at South Florida	6	2
Mar. 23	at St. Leo	8	7
Mar. 24	Auburn	3	9
Mar. 25	Auburn	6	13
Mar. 25	Vanderbilt	1	11
Mar. 26	Vanderbilt	4	3
Mar. 27	Vanderbilt	19	4
Mar. 30	Western Michigan	6	1
Mar. 31	Florida Southern	2	4
Apr. 1	Western Michigan	7	8
Apr. 1	Western Michigan	4	7
Apr. 2	Western Michigan	8	1
Apr. 4	Virginia	8	6
Apr. 5	Virginia	14	7
Apr. 6	at Valdosta St.	2	14
Apr. 7	at Jacksonville	4	7
Apr. 8	at Jacksonville	3	4
Apr. 9	at Georgia Southern	7	3
Apr. 10	at Georgia Southern	6	7
Apr. 13	Florida A&M	12	10
Apr. 14	St. Leo	12	10
Apr. 15	St. Leo	15	1
Apr. 19	Florida A&M	9	2
Apr. 22	South Alabama	2	9
Apr. 22	South Alabama	2	5
Apr. 23	South Alabama	4	6
Apr. 26	Chicago St.	10	5
Apr. 27	Chicago St.	12	0
Apr. 27	Chicago St.	11	2
Apr. 29	Georgia Tech	4	2
Apr. 30	Georgia Tech	8	3
May 2	at Florida A&M	12	4
May 3	at Florida A&M	13	7
May 4	Jacksonville	1	3
May 5	Jacksonville	6	5
May 6	Georgia Southern	3	4
May 6	Georgia Southern	5	2
May 7	Georgia Southern	12	10
May 9	Valdosta St.	3	2
May 10	Miami	4	5
May 10	Miami	3	4
May 11	Miami	4	3
May 13	at South Alabama	6	4
May 13	at South Alabama	3	1
May 14	at South Alabama	0	10
May 15	at Auburn	3	9
May 16	at Auburn	7	4
May 19	at Florida	1	3
May 20	at Florida	1	3

May 26	Florida	8	1
May 27	Florida	4	2
May 27	Florida	9	4
Jun. 1	South Alabama	5	6
Jun. 2	Richmond	10	5
Jun. 3	Mississippi	3	8

1973 Won 38, Lost 21

Feb. 15	at Miami	1	5
Feb. 16	at Florida Int.	7	4
Mar. 1	at South Florida	11	5
Mar. 2	at South Florida	7	8
Mar. 3	at Tampa	6	2
Mar. 4	at Tampa	4	0
Mar. 10	St. Josephs	9	0
Mar. 11	St. Josephs	9	4
Mar. 14	Jacksonville St.	13	5
Mar. 15	Marietta	5	7
Mar. 24	at Miami	7	6
Mar. 25	at Miami	8	2
Mar. 26	at Florida Southern	2	3
Mar. 27	at St. Leo	7	4
Mar. 28	at Valdosta St.	3	2
Apr. 1	Fairleigh Dickinson	5	0
Apr. 1	Fairleigh Dickinson	2	1
Apr. 5	Rollins	12	0
Apr. 6	Rollins	5	0
Apr. 8	South Alabama	3	11
Apr. 8	South Alabama	4	3
Apr. 9	Auburn	2	4
Apr. 10	Auburn	2	4
Apr. 11	Cumberland	3	0
Apr. 12	Cumberland	9	0
Apr. 13	St. Leo	3	0
Apr. 14	St. Leo	11	0
Apr. 15	Tampa	10	2
Apr. 16	Tampa	8	4
Apr. 17	Valdosta St.	9	8
Apr. 19	Miami	1	10
Apr. 20	Miami	4	1
Apr. 21	at Georgia Southern	0	7
Apr. 21	at Georgia Southern	13	8
Apr. 22	at Georgia Southern	3	7
Apr. 23	at Florida A&M	14	6
Apr. 26	at Clemson	1	2
Apr. 26	at Clemson	2	1
Apr. 27	at Clemson	9	1
Apr. 28	at Georgia Tech	0	1
Apr. 29	at Georgia Tech	2	3
Apr. 30	Jacksonville	6	12
Apr. 30	Jacksonville	7	4
May 1	Jacksonville	6	5
May 5	Georgia Southern	4	5
May 6	Georgia Southern	4	1
May 7	Florida A&M	8	1
May 12	at South Alabama	5	8
May 12	at South Alabama	3	4
May 13	at South Alabama	2	3
May 14	at Auburn	4	2
May 15	at Auburn	8	4
May 17	Stetson	6	7
May 18	Stetson	4	5
May 19	Florida	3	0
May 20	Florida	9	5
May 25	at Florida	8	7
May 26	at Florida	0	4
May 26	at Florida	8	0

1974 Won 37, Lost 25

Feb. 27	at Jacksonville	0	2
Feb. 27	at Jacksonville	5	4
Feb. 28	at Jacksonville	3	2
Mar. 2	Troy State	11	2
Mar. 2	Troy State	11	2
Mar. 5	N.C. Wilmington	5	4
Mar. 6	N.C. Wilmington	15	5
Mar. 7	N.C. Wilmington	10	4
Mar. 8	Clemson	6	3
Mar. 9	Clemson	5	7
Mar. 10	Clemson	5	3
Mar. 16	at Miami	2	3
Mar. 17	at Miami	3	4
Mar. 18	at Florida Int.	5	2
Mar. 19	at Florida Southern	9	7
Mar. 20	at Tampa	5	6
Mar. 21	at Tampa	9	5
Mar. 22	Tennessee	4	7
Mar. 23	Tennessee	0	2

Mar. 24	Ohio	3	6
Mar. 25	South Carolina	1	4
Mar. 26	South Carolina	0	1
Mar. 27	Rider	6	1
Mar. 29	Western Michigan	3	7
Mar. 29	Western Michigan	2	4
Mar. 30	at Valdosta St.	6	3
Apr. 2	Columbus	5	0
Apr. 5	Niagara	4	2
Apr. 6	Lewis	11	12
Apr. 7	Lewis	0	4
Apr. 7	Lewis	5	7
Apr. 9	Mercer-Atlanta	3	1
Apr. 9	Mercer-Atlanta	14	11
Apr. 10	Tampa	7	4
Apr. 11	Tampa	11	1
Apr. 12	Mercer-Macon	4	0
Apr. 13	Mercer-Macon	13	11
Apr. 15	Florida International	2	0
Apr. 15	Florida International	4	5
Apr. 18	Miami	2	1
Apr. 18	Miami	7	4
Apr. 19	Miami	3	17
Apr. 20	at Georgia Southern	3	13
Apr. 21	at Georgia Southern	4	2
Apr. 22	Florida Southern	2	4
Apr. 24	Valdosta St.	1	15
Apr. 26	South Florida	2	1
Apr. 27	South Florida	9	8
Apr. 29	Auburn	11	1
Apr. 30	Auburn	3	6
May 4	Georgia Southern	7	6
May 4	Georgia Southern	4	1
May 5	Georgia Southern	3	2
May 12	at Columbus	4	2
May 13	at Auburn	4	5
May 14	at Auburn	1	7
May 15	Jacksonville	9	2
May 16	Jacksonville	8	6
May 18	Florida	2	6
May 18	Florida	4	3
May 19	Florida	4	5
May 20	Florida	4	3

1975 Won 49, Lost 10

Feb. 25	at St. Leo	1	0
Feb. 26	at St. Leo	10	4
Mar. 1	Florida	14	0
Mar. 2	Florida	6	4
Mar. 6	Jacksonville	6	4
Mar. 6	Jacksonville	12	3
Mar. 7	Jacksonville	8	0
Mar. 8	Valdosta St.	9	0
Mar. 9	at Valdosta St.	8	3
Mar. 12	Mercer-Macon	4	0
Mar. 13	Mercer-Macon	5	0
Mar. 15	Florida International	7	5
Mar. 20	St. Leo	4	0
Mar. 20	St. Leo	7	2
Mar. 22	Florida International	12	5
Mar. 23	Michigan St.	3	4
Mar. 24	Army	7	4
Mar. 24	Michigan St.	11	4
Mar. 25	at Miami	5	0
Mar. 26	at Miami	0	2
Mar. 26	at Miami	10	7
Mar. 28	Niagara	20	1
Mar. 29	Tampa	4	3
Mar. 29	Tampa	10	2
Mar. 31	Niagara	7	2
Mar. 31	Niagara	10	4
Apr. 2	Columbus	10	2
Apr. 4	Miami	8	0
Apr. 5	Miami	5	2
Apr. 8	South Alabama	4	2
Apr. 8	South Alabama	4	8
Apr. 9	South Alabama	5	4
Apr. 12	Georgia Tech	11	0
Apr. 13	Georgia Tech	9	3
Apr. 15	Auburn	3	1
Apr. 16	Auburn	4	0
Apr. 17	Stetson	6	2
Apr. 18	Stetson	5	3
Apr. 22	at Jacksonville	4	0
Apr. 23	at Jacksonville	1	2
Apr. 25	at Mercer-Macon	2	5
Apr. 26	at Mercer-Macon	5	0
Apr. 29	at Florida	9	5
Apr. 29	at Florida	5	8

Apr. 30	at Florida	8	7
May 2	Georgia Southern	8	2
May 3	Georgia Southern	6	0
May 4	at Georgia Southern	10	5
May 4	at Georgia Southern	6	3
May 5	at Georgia Southern	7	8
May 7	at South Alabama	7	1
May 11	at Columbus	6	4
May 12	at Auburn	4	1
May 12	at Auburn	3	4
May 12	Miami	1	0
*May 23	Louisiana St.	4	2
*May 24	Miami	6	5
*May 25	Eastern Michigan	1	2
**Jun. 7	Seton Hall	0	11

1976 Won 40, Lost 16

Feb. 22	at Biscayne	9	4
Feb. 22	at Biscayne	8	5
Feb. 23	at Miami	5	1
Feb. 28	SW Louisiana	3	2
Feb. 29	SW Louisiana	13	10
Mar. 3	Columbus	5	4
Mar. 4	Georgia SW	20	1
Mar. 4	Georgia SW	12	0
Mar. 6	at Georgia SW	7	9
Mar. 6	at Georgia SW	10	4
Mar. 9	Biscayne	10	7
Mar. 10	Biscayne	17	6
Mar. 18	Howard	1	6
Mar. 18	Howard	9	1
Mar. 20	Valdosta St.	9	0
Mar. 20	St. Leo	8	0
Mar. 21	St. Leo	7	1
Mar. 22	Stetson	12	0
Mar. 23	Stetson	10	4
Mar. 24	Jacksonville	21	5
Mar. 24	Jacksonville	6	5
Mar. 26	Otterbein	12	2
Mar. 26	Otterbein	10	3
Mar. 28	at Valdosta St.	6	2
Mar. 28	at Stetson	10	11
Mar. 30	at Stetson	5	9
Apr. 3	at Georgia Southern	10	3
Apr. 4	at Georgia Southern	4	6
Apr. 8	at Jacksonville	6	1
Apr. 9	at Jacksonville	2	6
Apr. 10	Mercer	12	14
Apr. 10	Mercer	8	2
Apr. 11	South Florida	6	1
Apr. 11	South Florida	4	0
Apr. 12	Florida	8	2
Apr. 13	Florida	3	1
Apr. 13	Niagara	15	3
Apr. 14	Niagara	4	3
Apr. 14	Niagara	13	4
Apr. 17	at South Alabama	9	4
Apr. 17	at South Alabama	0	1
Apr. 18	at South Alabama	2	3
Apr. 20	at Florida	8	5
Apr. 21	at Florida	11	3
Apr. 24	South Alabama	21	6
May 1	at Georgia Tech	18	6
May 2	at Georgia Tech	3	4
May 5	Miami	1	6
May 6	Miami	7	9
May 6	Miami	20	4
May 8	Georgia Southern	5	11
May 9	Georgia Southern	5	2
May 9	Georgia Southern	3	4
*May 22	Jacksonville	6	1
*May 24	Auburn	1	2
*May 24	Jacksonville	7	9

1977 Won 37, Lost 13

St. Leo	9	2
Jacksonville	12	1
Jacksonville	4	0
Florida	3	8
Florida	1	2
Valdosta State	14	5
Kentucky	0	14
Kentucky	6	4
Marietta	8	2
Olivet	23	0
Olivet	16	1
North Central	11	5
North Central	11	3

North Central	14	3
Jacksonville	9	5
Jacksonville	8	10
Georgia Southern	2	3
Georgia Southern	6	0
Georgia Southern	6	3
Troy State	8	0
Troy State	6	2
Nevada-Las Vegas	4	2
Southern California	5	16
Hawaii	4	5
Kearney State	13	9
Southern California	3	2
Nevada-Las Vegas	4	2
Kearney State	11	1
Hawaii	5	2
Valdosta State	9	3
St. Leo	9	5
St. Leo	9	1
Florida	3	7
Florida	8	7
Miami	14	10
Miami	4	10
South Florida	5	0
South Florida	8	6
Miami	10	12
Miami	3	12
Miami	2	10
Mercer	6	4
Mercer	9	1
Georgia Southern	4	3
Georgia Southern	10	9
Tulane	12	4
Louisville	5	2
Memphis State	10	2
Tulane	3	4
Tulane	11	1

1978 Won 44, Lost 18

Mar. 3 ^A	Tulane	6	1
Mar. 3 ^A	Tulane	3	8
Mar. 4	South Florida	7	4
Mar. 5	South Florida	2	0
Mar. 6	Rose-Hulman	17	0
Mar. 6	Rose-Hulman	6	5
Mar. 7	Rose-Hulman	7	3
Mar. 7	Rose-Hulman	13	1
Mar. 8	E. Tenn. State	14	1
Mar. 10	E. Tenn. State	7	4
Mar. 11	St. Leo	11	6
Mar. 12	St. Leo	7	3
Mar. 16	Morehead State	16	4
Mar. 16	Morehead State	3	2
Mar. 17	W. Kentucky	13	4
Mar. 17	W. Kentucky	16	3
Mar. 18	Ohio State	3	2
Mar. 19	Ohio State	24	13
Mar. 19 ^A	Cincinnati	11	5
Mar. 20 ^A	Cincinnati	10	6
Mar. 21	Ohio State	7	4
Mar. 21 ^A	Cincinnati	10	6
Mar. 25 ^A	Tulane	0	4
Mar. 25 ^A	Tulane	3	0
Mar. 26	South Alabama	5	16
Mar. 26	South Alabama	2	9
Mar. 29	Oakland	15	6
Mar. 29	Oakland	6	2
Mar. 31	at South Florida	5	1
Mar. 31	at South Florida	8	3
Apr. 2	at St. Leo	8	4
Apr. 2	at St. Leo	3	4
Apr. 4	South Alabama	5	4
Apr. 4	South Alabama	7	3
Apr. 8	at Jacksonville	3	4
Apr. 9	at Jacksonville	11	5
Apr. 11	Jacksonville	11	9
Apr. 12	Jacksonville	11	6
Apr. 15	at Georgia Southern	1	0
Apr. 16	at Georgia Southern	3	4
Apr. 17	Valdosta State	10	7
Apr. 20	at UNLV	4	16
Apr. 21	at UNLV	1	3
Apr. 22	at UNLV	6	9
Apr. 23	at UNLV	6	13
Apr. 26	Florida	5	1
Apr. 27	Florida	9	8
Apr. 30	Valdosta St.	13	5
May 1	at Florida	7	1
May 2	at Florida	4	5

May 3	Mercer	12	11
May 6	Georgia Southern	9	3
May 7	Georgia Southern	2	4
May 7	Georgia Southern	4	7
May 11	Georgia Tech	4	3
May 12 ^A	Louisville	3	4
May 12 ^A	Tulane	3	2
May 13	Georgia Tech	8	4
May 13 ^A	Louisville	7	5
May 14 ^A	Memphis State	9	10
*May 19	Marshall	0	4
*May 20	Miami	2	7

1979 _ Won 43, Lost 17, Tie 1

Feb. 28	Troy State	6	4
Feb. 28	Troy State	12	0
Mar. 3	Mercer	7	5
Mar. 4	at Valdosta State	0	2
Mar. 6	Valdosta State	12	14
Mar. 6	Valdosta State	6	0
Mar. 8	at Florida	4	3
Mar. 9	at Florida	3	16
Mar. 10	St. Leo	18	2
Mar. 11	St. Leo	5	2
Mar. 13	St. Francis	4	1
Mar. 13	St. Francis	2	5
Mar. 14 ^A	Tulane	7	3
Mar. 14 ^A	Tulane	9	2
Mar. 15	St. Francis	14	5
Mar. 15	St. Francis	8	1
Mar. 16	Austin Peay	4	2
Mar. 16	Austin Peay	12	0
Mar. 17	Western Kentucky	14	4
Mar. 17	Jacksonville	8	3
Mar. 18	Jacksonville	21	8
Mar. 19	Mercer-Atlanta	4	2
Mar. 20	at South Florida	6	4
Mar. 21	at South Florida	12	4
Mar. 22	Tennessee-Martin	4	1
Mar. 22	Tennessee-Martin	10	4
Mar. 23	Wright State	12	0
Mar. 24	Wright State	13	6
Mar. 26	Stetson	9	14
Mar. 28	Oakland	13	4
Mar. 28	Oakland	13	6
Mar. 30	at Miami	3	4
Mar. 31	at Miami	3	5
Apr. 1	at St. Leo	11	5
Apr. 1	at St. Leo	1	5
Apr. 5	Florida A&M	13	1
Apr. 8	Florida	12	7
Apr. 11	Miami	9	2
Apr. 12	Miami	3	2
Apr. 14	at Georgia Southern	6	4
Apr. 15	at Georgia Southern	4	7
Apr. 15	at Georgia Southern	5	4
Apr. 18	at Jacksonville	3	0
Apr. 19	at Jacksonville	9	10
Apr. 21	South Florida	3	1
Apr. 22	South Florida	10	1
Apr. 23	at Valdosta State	14	14
Apr. 24	Florida A&M	20	1
Apr. 27	at Mercer	2	4
Apr. 28	at Georgia Tech	5	2
Apr. 29	at Georgia Tech	11	4
May 2	Florida A&M	9	1
May 4	Florida	20	7
May 5	Georgia Southern	3	8
May 6	Georgia Southern	1	8
May 11 ^A	Cincinnati	13	3
May 12 ^A	Tulane	5	10
May 12 ^A	Memphis State	11	1
May 13 ^A	Tulane	2	5
*May 25	Florida	5	9
*May 26	Delaware	6	7

1980 _ Won 51, Lost 12

Feb. 22	at Miami	0	10
Feb. 23	at Miami	3	4
Feb. 24	at Miami	9	8
Feb. 27	Troy State	5	3
Feb. 27	Troy State	11	9
Mar. 3	Lenoir Rhyne	10	3
Mar. 4	at Jacksonville	8	4
Mar. 5	at Jacksonville	17	8
Mar. 5	at Jacksonville	16	3
Mar. 8	Florida	6	21
Mar. 11	Wingate	6	0
Mar. 11	Wingate	5	4

Mar. 13	Missouri-Rolla	18	3
Mar. 13	Missouri-Rolla	15	0
Mar. 16	Brooklyn College	23	5
Mar. 17	N. Kentucky	2	0
Mar. 18	Mercer	9	7
Mar. 19	Monmouth	27	2
Mar. 21	Otterbein	18	3
Mar. 21	Otterbein	15	6
Mar. 22	Wright State	12	0
Mar. 22	Wright State	2	6
Mar. 24 ^A	at Tulane	2	3
Mar. 27	E. Illinois	10	9
Mar. 29	Dayton	28	2
Mar. 31	at Mercer	7	4
Apr. 5	Jacksonville	7	6
Apr. 5	Jacksonville	15	3
Apr. 6	Jacksonville	5	1
Apr. 7	at Valdosta State	15	9
Apr. 8	Auburn	21	7
Apr. 9	Auburn	2	0
Apr. 11	at South Florida	12	0
Apr. 11	at South Florida	3	1
Apr. 12	at South Florida	14	3
Apr. 15	at Florida	2	1
Apr. 16	at Florida	15	2
Apr. 20	Flagler	12	1
Apr. 22	at Auburn	9	5
Apr. 23	at Auburn	4	2
Apr. 25	South Florida	10	4
Apr. 26	South Florida	17	0
Apr. 26	South Florida	5	4
Apr. 29	at Troy State (forfeit)	3	5
Apr. 29	at Troy State	12	3
Apr. 30	Valdosta State	11	4
May 3	Miami	6	10
May 4	Miami	7	5
May 5	Miami	5	7
May 9	Virginia Tech	4	12
May 9 ^A	Louisville	13	1
May 10 ^A	Tulane	12	5
May 10	Virginia Tech	13	6
May 11 ^A	Memphis State	14	11
May 11 ^A	Memphis State	11	7
May 13	at Georgia Southern	5	3
May 13	at Georgia Southern	13	11
May 14	at Georgia Southern	3	8
*May 22	New Orleans	10	8
*May 24	W. Kentucky	19	7
*May 25	W. Kentucky	10	5
*May 30	Hawaii	6	7
**May 31	Arizona	3	5

1981 _ Won 56, Lost 23

Feb. 21	Georgia Southern	2	3
Feb. 21	Georgia Southern	2	5
Feb. 22	Georgia Southern	14	6
Feb. 26	Georgia State	19	3
Feb. 26	Georgia State	8	7
Feb. 27	Georgia State	19	2
Feb. 28	Clemson	9	8
Mar. 1	Clemson	11	7
Mar. 3	at Jacksonville	17	5
Mar. 4	at Jacksonville	9	10
Mar. 6	at Miami	3	4
Mar. 7	at Miami	8	10
Mar. 8	at Miami	4	19
Mar. 10	Mercer	6	5
Mar. 11	at Mercer	3	4
Mar. 13	at Florida	3	1
Mar. 14	at Florida	5	17
Mar. 15	Wingate	15	6
Mar. 15 ^A	Louisville	10	1
Mar. 16	Ripon	7	1
Mar. 16	Ripon	12	1
Mar. 17	Wingate	4	2
Mar. 17	Wingate	6	2
Mar. 18	Campbellsville	19	4
Mar. 19	Otterbein	11	8
Mar. 19	Otterbein	9	4
Mar. 20	South Carolina	9	8
Mar. 21	South Carolina	5	8
Mar. 22	South Carolina	12	6
Mar. 23	Jackson State	12	11
Mar. 24	Cleveland State	10	3
Mar. 25	at Georgia	8	3
Mar. 26	at Georgia	2	4
Mar. 27	at Georgia State	15	5
Mar. 28	at Georgia State	16	8
Mar. 29	at Georgia State	1	3

Apr. 1	Florida	14	10
Apr. 2	Florida	9	12
Apr. 4 ^A	at Tulane	15	9
Apr. 4 ^A	at Tulane	3	11
Apr. 5 ^A	at Tulane	4	15
Apr. 7	Jacksonville	8	7
Apr. 7	Jacksonville	7	0
Apr. 9	Flagler	3	4
Apr. 9	Flagler	12	4
Apr. 11 ^A	Memphis State	4	6
Apr. 11 ^A	Memphis State	8	4
Apr. 12 ^A	Memphis State	7	6
Apr. 15	West Florida	6	1
Apr. 15	West Florida	3	2
Apr. 17	at South Carolina	7	5
Apr. 19	at South Carolina	3	9
Apr. 22	at South Florida	0	2
Apr. 22	at South Florida	7	3
Apr. 23	at South Florida	7	6
Apr. 25	South Florida	8	2
Apr. 25	South Florida	8	0
Apr. 26	South Florida	14	5
Apr. 27	Valdosta	14	6
Apr. 28	at Auburn	7	1
Apr. 29	at Auburn	4	3
May 2	Miami	2	3
May 3	Miami	5	4
May 4	Miami	3	4
May 6	Auburn	7	5
May 7	Auburn	11	3
May 8	at Georgia Southern	2	1
May 9	at Georgia Southern	6	1
May 10	at Valdosta	5	3
May 14	St. Louis	15	3
May 15 ^A	Memphis State	5	0
May 16 ^A	Tulane	2	6
May 16 ^A	Memphis State	7	3
May 17 ^A	Tulane	22	4
May 17 ^A	Tulane	15	5
**May 21	Florida	5	1
**May 22	Minnesota	9	5
**May 23	Miami	6	14
**May 23	Florida	4	5

1982 _ Won 56, Lost 17, Tie 1

Feb. 13	Georgia State	23	0
Feb. 13	Georgia State	9	1
Feb. 14	Georgia State	25	11
Feb. 17	Mercer-Atlanta	24	0
Feb. 18	Mercer-Atlanta	19	2
Feb. 19	Mercer-Atlanta	15	1
Feb. 20	Georgia	5	21
Feb. 21	Georgia	6	5
Feb. 22	Southern University	12	10
Feb. 23	Southern University	21	6
Feb. 27	Southern Miss	16	7
Feb. 28	Southern Miss	20	1
Mar. 1	Georgia Southern	5	2
Mar. 2	Georgia Southern	9	5
Mar. 3	at Mercer	14	10
Mar. 4	at Mercer-Atlanta	11	2
Mar. 5	at Mercer-Atlanta	12	0
Mar. 6	at Mercer-Atlanta	9	0
Mar. 8	SE Missouri St.	19	2
Mar. 9	Valparaiso	6	0
Mar. 11	Florida	17	16
Mar. 12	Florida	8	1
Mar. 13	at Florida	6	9
Mar. 14	at Florida	7	6
Mar. 17	at Jacksonville	6	12
Mar. 18	at Jacksonville	6	12
Mar. 19	Otterbein	10	4
Mar. 20	Cleveland State	27	4
Mar. 21	Cleveland State	24	15
Mar. 22	St. Xavier	11	0
Mar. 23 ^A	Virginia Tech	7	2
Mar. 24 ^A	Virginia Tech	12	4
Mar. 25 ^A	Virginia Tech	1	5
Mar. 26	Miami	5	6
Mar. 27	Miami	5	3
Mar. 28	Miami	9	3
Apr. 1	at Clemson	8	1
Apr. 2	at Clemson	7	6
Apr. 3	at Georgia State	17	8
Apr. 4	at Georgia State	31	6
Apr. 6	West Florida	9	4
Apr. 7	Jacksonville	4	7
Apr. 8	Jacksonville	10	7
Apr. 10 ^A	at Memphis State	1	3

Apr. 10 ^A	at Memphis State	3 ... 11
Apr. 11 ^A	at Memphis State	12 ... 6
Apr. 13	at Auburn	5 ... 9
Apr. 14	at Auburn	10 ... 8
Apr. 16	Valdosta State	4 ... 0
Apr. 17 ^A	Tulane	6 ... 8
Apr. 17 ^A	Tulane	4 ... 3
Apr. 18 ^A	Tulane	8 ... 6
Apr. 20	Auburn	14 ... 0
Apr. 21	Auburn	8 ... 9
Apr. 22	at Valdosta State	4 ... 1
Apr. 24	Mercer	12 ... 2
Apr. 24	Mercer	8 ... 1
Apr. 30	Flagler	5 ... 2
May 1	Flagler	13 ... 1
May 4	at Georgia Southern	5 ... 4
May 5	at Georgia Southern	8 ... 4
May 5	at Georgia Southern	19 ... 9
May 7	at Miami	5 ... 11
May 8	at Miami	9 ... 2
May 9	at Miami	7 ... 7
May 13 ^A	Cincinnati	10 ... 2
May 14 ^A	Memphis State	2 ... 4
May 14 ^A	Louisville	12 ... 1
May 15 ^A	Virginia Tech	2 ... 1
May 15 ^A	Memphis State	7 ... 6
May 16 ^A	Tulane	7 ... 11
***May 28	East Michigan	2 ... 7
***May 29	Ohio State	8 ... 3
***May 30	Oklahoma	5 ... 6

1983_Won 55, Lost 18, Tie 1

Feb. 12	Southern Mississippi	4 ... 2
Feb. 12	Southern Mississippi	8 ... 4
Feb. 16	at Mercer	22 ... 6
Feb. 17	at Mercer	14 ... 5
Feb. 18	at South Florida	10 ... 11
Feb. 19	at South Florida	2 ... 5
Feb. 20	at South Florida	1 ... 4
Feb. 22	Auburn	12 ... 9
Feb. 23	Auburn	6 ... 1
Feb. 25	at Miami	0 ... 9
Feb. 27	at Miami	2 ... 4
Mar. 1	Clemson	5 ... 4
Mar. 2	Clemson	3 ... 3
Mar. 5	at Florida	2 ... 6
Mar. 6	at Florida	14 ... 16
Mar. 8	Wingate	6 ... 4
Mar. 10	at UNLV	7 ... 2
Mar. 11	at UNLV	5 ... 6
Mar. 12	at UNLV	14 ... 11
Mar. 14 ^A	Louisville	4 ... 6
Mar. 15 ^A	Louisville	11 ... 4
Mar. 18	Wake Forest	10 ... 2
Mar. 19	Wake Forest	9 ... 1
Mar. 20	Wake Forest	7 ... 3
Mar. 21	Tenn. Tech	4 ... 3
Mar. 22	Tenn. Tech	12 ... 2
Mar. 23	at Auburn	7 ... 5
Mar. 25	Pittsburgh	7 ... 4
Mar. 26	Pittsburgh	12 ... 4
Mar. 27	Pittsburgh	13 ... 0
Mar. 28	St. Xavier	7 ... 4
Mar. 29	LSU	5 ... 15
Mar. 30	LSU	10 ... 5
Mar. 31	SW Louisiana	4 ... 3
Apr. 1	South Florida	7 ... 6
Apr. 2	South Florida	9 ... 4
Apr. 3	South Florida	12 ... 2
Apr. 4	at Jacksonville	2 ... 5
Apr. 5	at Jacksonville	7 ... 9
Apr. 8	Florida	5 ... 7
Apr. 9	Florida	9 ... 3
Apr. 10	at Georgia Southern	12 ... 3
Apr. 11	at Georgia Southern	9 ... 6
Apr. 13	Jacksonville	7 ... 1
Apr. 14	Jacksonville	7 ... 2
Apr. 15	Miami	6 ... 5
Apr. 16	Miami	4 ... 3
Apr. 17	Miami	5 ... 0
Apr. 19	Georgia Southern	16 ... 4
Apr. 20	Georgia Southern	8 ... 1
Apr. 21	Mercer Univ.	17 ... 4
Apr. 22	Mercer Univ.	14 ... 5
Apr. 23 ^A	Memphis State	17 ... 0
Apr. 24 ^A	Memphis State	2 ... 1
Apr. 25 ^A	Memphis State	6 ... 7
Apr. 29	Georgia State	17 ... 4
Apr. 30	Georgia State	10 ... 2

May 2	at Georgia State	8 ... 3
May 2	at Georgia State	10 ... 1
May 3	at Georgia State	7 ... 4
May 3	at Georgia State	9 ... 7
May 4	at LSU	8 ... 2
May 5	at LSU	6 ... 3
May 6	at SW Louisiana	3 ... 0
May 7 ^A	at Tulane	5 ... 6
May 8 ^A	at Tulane	6 ... 8
May 12 ^A	Southern Miss	14 ... 7
May 13 ^A	Cincinnati	9 ... 2
May 14 ^A	Tulane	4 ... 2
May 15 ^A	Tulane	9 ... 6
***May 27	South Alabama	8 ... 2
***May 28	Alabama	5 ... 7
***May 29	Miami	5 ... 10

1984_Won 55, Lost 29

Feb. 3	South Florida	7 ... 6
Feb. 4	at Miami	4 ... 10
Feb. 5	Florida	3 ... 8
Feb. 10	at South Florida	4 ... 3
Feb. 11	at South Florida	10 ... 6
Feb. 12	at South Florida	10 ... 8
Feb. 14	West Florida	7 ... 5
Feb. 15	West Florida	7 ... 1
Feb. 16	Tampa	9 ... 5
Feb. 17	Tampa	7 ... 6
Feb. 18	Georgia Tech	12 ... 6
Feb. 19	Georgia Tech	2 ... 15
Feb. 21	Jacksonville	4 ... 0
Feb. 22	Jacksonville	13 ... 3
Feb. 24	at Miami	0 ... 7
Feb. 25	at Miami	5 ... 4
Feb. 26	at Miami	7 ... 6
Feb. 28	Auburn	10 ... 4
Feb. 29	Auburn	12 ... 2
Mar. 1	Ball State	13 ... 2
Mar. 2	Ball State	5 ... 1
Mar. 3	Ball State	12 ... 2
Mar. 4	Ball State	8 ... 6
Mar. 6	at UNLV	9 ... 14
Mar. 7	at UNLV	1 ... 3
Mar. 8	at UNLV	2 ... 6
Mar. 9	at Fullerton	3 ... 5
Mar. 10	at Fullerton	1 ... 6
Mar. 11	at Fullerton	10 ... 4
Mar. 13 ^A	Southern Miss	7 ... 5
Mar. 14 ^A	Southern Miss	8 ... 9
Mar. 15 ^A	Southern Miss	12 ... 6
Mar. 16	South Florida	3 ... 2
Mar. 17	South Florida	6 ... 8
Mar. 18	South Florida	3 ... 6
Mar. 19	Pittsburgh	5 ... 0
Mar. 21	Pittsburgh	21 ... 1
Mar. 21	Pittsburgh	6 ... 0
Mar. 22	Tennessee Tech	7 ... 3
Mar. 23	Alabama	18 ... 16
Mar. 24	Georgia Southern	5 ... 4
Mar. 25	Georgia Southern	21 ... 3
Mar. 29	at Clemson	0 ... 13
Mar. 30	at Clemson	3 ... 13
Mar. 31	at Georgia State	8 ... 6
Apr. 1	at Georgia State	26 ... 13
Apr. 4	Florida	3 ... 11
Apr. 4	Florida	11 ... 9
Apr. 5	at Jacksonville	2 ... 10
Apr. 6	at Jacksonville	8 ... 10
Apr. 7	at Georgia Southern	4 ... 2
Apr. 8	at Georgia Southern	3 ... 6
Apr. 10	Mercer	6 ... 0
Apr. 11	Mercer	13 ... 2
Apr. 13	Miami	3 ... 2
Apr. 14	Miami	3 ... 4
Apr. 15	Miami	5 ... 4
Apr. 17	at Florida	7 ... 8
Apr. 18	at Florida	7 ... 4
Apr. 19	South Alabama	4 ... 12
Apr. 20	South Alabama	3 ... 9
Apr. 21	Florida International	10 ... 3
Apr. 22	Florida International	12 ... 3
Apr. 27 ^A	Tulane	17 ... 4
Apr. 29 ^A	Tulane	8 ... 4
Apr. 29 ^A	Tulane	0 ... 1
Apr. 30	at South Alabama	7 ... 8
May 1 ^A	at Southern Miss	9 ... 3
May 2 ^A	at Southern Miss	11 ... 2
May 3 ^A	at Southern Miss	16 ... 6
May 4 ^A	at Memphis State	13 ... 7

May 6 ^A	at Memphis State	11 ... 3
May 6 ^A	at Memphis State	8 ... 3
May 10 ^A	South Carolina	3 ... 4
May 11 ^A	Tulane	4 ... 2
May 11 ^A	Memphis State	10 ... 5
May 12 ^A	Cincinnati	11 ... 2
May 13 ^A	Virginia Tech	17 ... 3
May 13 ^A	South Carolina	11 ... 10
May 18	New Orleans	4 ... 7
May 19	New Orleans	5 ... 1
May 20	New Orleans	7 ... 3
***May 24	Stetson	7 ... 10
***May 25	East Carolina	4 ... 7

1985_Won 59, Lost 23

Feb. 5	Armstrong State	7 ... 0
Feb. 6	Armstrong State	1 ... 0
Feb. 9	South Florida	11 ... 5
Feb. 10	South Florida	8 ... 2
Feb. 11	Grambling	13 ... 7
Feb. 12	Grambling	9 ... 4
Feb. 14	Samford	14 ... 7
Feb. 15	Samford	18 ... 10
Feb. 16 ^A	Southern Miss	20 ... 1
Feb. 16 ^A	Southern Miss	10 ... 4
Feb. 17 ^A	Southern Miss	24 ... 3
Feb. 22	at Miami	5 ... 2
Feb. 23	at Miami	4 ... 15
Feb. 24	at Miami	5 ... 6
Feb. 26	Georgia Southern	5 ... 4
Feb. 27	Georgia Southern	12 ... 6
Feb. 28	St. Leo	16 ... 2
Mar. 2	Ball State	11 ... 12
Mar. 2	Ball State	12 ... 10
Mar. 3	Ball State	15 ... 6
Mar. 4	Ball State	9 ... 10
Mar. 5	at Jacksonville	12 ... 0
Mar. 6	at Jacksonville	25 ... 6
Mar. 7	at Central Florida	6 ... 2
Mar. 8	at Central Florida	5 ... 6
Mar. 9	at South Florida	10 ... 7
Mar. 10	at South Florida	5 ... 6
Mar. 11	Western Kentucky	11 ... 5
Mar. 12	Western Kentucky	6 ... 10
Mar. 13	Samford	2 ... 5
Mar. 14	Samford	20 ... 4
Mar. 15	at Florida	2 ... 3
Mar. 16	at Florida	1 ... 6
Mar. 18	Pittsburgh	6 ... 5
Mar. 19	Pittsburgh	18 ... 2
Mar. 20	Pittsburgh	9 ... 7
Mar. 23 ^A	at Southern Miss	17 ... 6
Mar. 23 ^A	at Southern Miss	6 ... 0
Mar. 24 ^A	at Southern Miss	4 ... 6
Mar. 27	Southern Alabama	15 ... 12
Mar. 28	Florida	12 ... 10
Mar. 29	Georgia State	14 ... 0
Mar. 29	Georgia State	10 ... 4
Mar. 30 ^A	at Memphis State	2 ... 3
Mar. 31 ^A	at Memphis State	7 ... 8
Apr. 2	Florida	3 ... 6
Apr. 3	Jacksonville	5 ... 7
Apr. 4	Jacksonville	18 ... 9
Apr. 5 ^A	Tulane	9 ... 6
Apr. 6 ^A	Tulane	4 ... 1
Apr. 6 ^A	Tulane	9 ... 4
Apr. 8	Central Florida	6 ... 3
Apr. 9	Central Florida	12 ... 0
Apr. 10	Central Florida	19 ... 6
Apr. 12	Miami	2 ... 3
Apr. 13	Miami	13 ... 5
Apr. 14	Miami	5 ... 8
Apr. 16	at Georgia Southern	8 ... 7
Apr. 17	at Georgia Southern	6 ... 4
Apr. 20 ^A	Memphis State	4 ... 7
Apr. 20 ^A	Memphis State	8 ... 3
Apr. 21 ^A	Memphis State	7 ... 2
Apr. 28	at Georgia Tech	19 ... 0
Apr. 29	at Georgia Tech	13 ... 3
May 2	at South Alabama	8 ... 0
May 2	at South Alabama	12 ... 10
May 4 ^A	at Tulane	9 ... 3
May 4 ^A	at Tulane	5 ... 2
May 5 ^A	at Tulane	8 ... 9
May 9 ^A	Louisville	11 ... 3

May 10 ^A	Virginia Tech	5	8
May 10 ^A	Cincinnati	24	0
May 11 ^A	South Carolina	7	5
May 12 ^A	Virginia Tech	5	1
May 12 ^A	South Carolina	11	5
May 17	North Carolina	13	7
May 18	North Carolina	9	5
May 19	North Carolina	8	9
***May 23	George Mason	11	0
***May 24	Georgia Tech	9	1
***May 25	Arkansas	6	7
***May 26	Georgia Tech	3	8

1986 Won 61, Lost 13

Feb. 12	Grambling	10	1
Feb. 13	Grambling	20	6
Feb. 14	Grambling	1	3
Feb. 15 ^A	Southern Miss	7	6
Feb. 15 ^A	Southern Miss	2	0
Feb. 16 ^A	Southern Miss	14	6
Feb. 18	Samford	9	6
Feb. 19	Samford	9	1
Feb. 22	Georgia Tech	6	4
Feb. 23	Georgia Tech	9	4
Feb. 25	at Florida	10	6
Feb. 26	at Florida	10	7
Mar. 1	South Florida	9	3
Mar. 2	South Florida	8	7
Mar. 4	at South Florida	9	8
Mar. 5	at South Florida	3	6
Mar. 8	Florida International	9	3
Mar. 9	Florida International	12	10
Mar. 10	Samford	19	2
Mar. 11	Samford	15	5
Mar. 12	Richmond	12	4
Mar. 13	Richmond	14	4
Mar. 14	Richmond	16	1
Mar. 15	Richmond	13	3
Mar. 17	Pittsburgh	7	0
Mar. 18	Pittsburgh	10	2
Mar. 19	Pittsburgh	22	1
Mar. 20	Pittsburgh	17	1
Mar. 22 ^A	at Southern Miss	1	5
Mar. 22 ^A	at Southern Miss	2	0
Mar. 23 ^A	at Southern Miss	13	9
Mar. 24	at South Alabama	5	12
Mar. 25	at South Alabama	13	4
Mar. 26	South Alabama	14	4
Mar. 27	South Alabama	13	9
Mar. 29 ^A	at Memphis State	7	3
Mar. 29 ^A	at Memphis State	6	1
Mar. 30 ^A	at Memphis State	2	7
Apr. 1	Central Florida	15	12
Apr. 2	Central Florida	8	3
Apr. 3	Jacksonville	9	2
Apr. 4	Jacksonville	9	10
Apr. 5 ^A	Tulane	7	5
Apr. 6 ^A	Tulane	4	2
Apr. 8	at Jacksonville	20	3
Apr. 9	at Jacksonville	10	11
Apr. 11	Miami	6	1
Apr. 12	Miami	3	4
Apr. 13	Miami	8	3
Apr. 15	Florida	7	6
Apr. 16	Florida	8	0
Apr. 19 ^A	Memphis State	6	0
Apr. 19 ^A	Memphis State	6	5
Apr. 20 ^A	Memphis State	7	1
Apr. 26	at Central Florida	3	1
Apr. 29	at Florida International	12	0
May 2	at Miami	10	11
May 3	at Miami	14	6
May 4	at Miami	5	7
May 9 ^A	Cincinnati	10	3
May 10 ^A	South Carolina	5	8
May 10 ^A	Memphis State	7	3
May 11 ^A	South Carolina	3	0
May 12 ^A	South Carolina	7	2
May 19	Louisiana State	6	4
***May 22	N.C. State	10	6
***May 23	Texas A&M	12	9
***May 24	South Florida	11	7
***May 31	Indiana State	5	3
**Jun. 3	Miami	7	2
**Jun. 6	Arizona	5	9
**Jun. 7	Oklahoma State	6	5
**Jun. 8	Miami	4	3
**Jun. 9	Arizona	2	10

1987 Won 55, Lost 18

Feb. 6	Samford	15	1
Feb. 7	Samford	9	1
Feb. 12	Grambling	4	3
Feb. 13	Grambling	9	2
Feb. 14	Grambling	12	6
Feb. 17	Samford	4	1
Feb. 18	Samford	7	2
Feb. 20	New Orleans	1	3
Feb. 21	Tulane	7	5
Feb. 22	Louisiana State	2	1
Feb. 28 ^A	Southern Miss	7	2
Feb. 28 ^A	Southern Miss	10	4
Mar. 1 ^A	Southern Miss	8	11
Mar. 3	Ball State	10	3
Mar. 4	Ball State	9	2
Mar. 5	Ball State	14	10
Mar. 8	South Florida	13	4
Mar. 8	South Florida	4	5
Mar. 10	at South Florida	2	5
Mar. 11	at South Florida	17	1
Mar. 13 ^A	Austin Peay	8	3
Mar. 14 ^A	Austin Peay	15	0
Mar. 15 ^A	Austin Peay	26	1
Mar. 16	UNC-Charlotte	9	1
Mar. 17	UNC-Charlotte	14	5
Mar. 19 ^A	at South Alabama	3	7
Mar. 21 ^A	at Southern Miss	1	3
Mar. 21 ^A	at Southern Miss	4	2
Mar. 22 ^A	at Southern Miss	13	9
Mar. 24	Central Florida	12	4
Mar. 25	Central Florida	4	3
Mar. 28 ^A	at Memphis State	4	1
Mar. 28 ^A	at Memphis State	8	0
Mar. 29 ^A	at Memphis State (10)	4	5
Mar. 31 ^A	at Georgia Tech	7	5
Apr. 1 ^A	at Georgia Tech	10	8
Apr. 4	Georgia	5	6
Apr. 5	Georgia	3	4
Apr. 7	Jacksonville	9	3
Apr. 8	Jacksonville	9	7
Apr. 10	Miami	14	3
Apr. 11	Miami	6	11
Apr. 12	Miami (11)	10	11
Apr. 14	Florida	12	6
Apr. 15	Florida	14	11
Apr. 16	South Alabama	9	4
Apr. 18 ^A	Memphis State	6	4
Apr. 18 ^A	Memphis State	7	6
Apr. 19 ^A	Memphis State	7	5
Apr. 23	at Central Florida	5	8
Apr. 24	at Jacksonville (12)	9	8
Apr. 25	at Jacksonville (10)	11	10
May 1	at Miami (10)	3	4
May 2	at Miami (11)	6	4
May 3	at Miami	8	6
May 5	at Florida	5	10
May 6	at Florida	5	7
May 8	Mercer	6	2
May 9	Mercer	14	2
May 9	Mercer	8	3
May 13 ^A	Louisville	9	2
May 14 ^A	Virginia Tech	5	4
May 15 ^A	South Carolina	9	5
May 16 ^A	Southern Miss	5	1
May 16 ^A	Cincinnati	6	3
***May 21	East Carolina	10	5
***May 22	Miami	5	2
***May 23	South Alabama	12	3
***May 24	South Alabama	3	6
***May 24	South Alabama	9	2
**May 29	Louisiana State (10)	2	6
**May 31	Arizona State	3	0
**Jun. 3	Texas	4	6

1988 Won 50, Lost 19, Tie 1

Feb. 12	Grambling	11	7
Feb. 13	Grambling	16	3
Feb. 14	Grambling	18	2
Feb. 21	Louisiana State	4	9
Feb. 26 ^A	Southern Miss	6	3
Feb. 27 ^A	Southern Miss	18	11
Feb. 28 ^A	Southern Miss	5	6
Feb. 29	Richmond	7	1
Mar. 1	Richmond	11	4
Mar. 2	Richmond	6	1
Mar. 4	Ball State	6	4
Mar. 5	South Florida	6	4
Mar. 6	South Florida	4	2

Mar. 8	at South Florida	4	1
Mar. 9	at South Florida	3	6
Mar. 11	Sanford	19	3
Mar. 12	Sanford	12	3
Mar. 13	Sanford	7	2
Mar. 15	Lamar	10	9
Mar. 17	Alabama-Birmingham	10	4
Mar. 19 ^A	at Southern Miss	4	5
Mar. 19 ^A	at Southern Miss	1	2
Mar. 20 ^A	at Southern Miss	7	9
Mar. 21	Baptist	9	8
Mar. 22	Baptist	15	1
Mar. 23	Baptist	7	0
Mar. 26	Florida International	7	8
Mar. 27	Florida International	5	2
Mar. 29	Jacksonville	10	7
Mar. 30	Mercer	3	2
Mar. 30	Mercer	9	10
Apr. 1	at Minnesota	12	5
Apr. 2	Iowa	8	0
Apr. 3	Washington State	5	1
Apr. 3	Maine	4	2
Apr. 5	at Old Dominion	6	5
Apr. 6	at South Alabama	11	7
Apr. 8	Miami	3	8
Apr. 9	Miami	20	8
Apr. 10	Miami	5	5
Apr. 13	Florida	7	2
Apr. 15	at Valdosta State	20	8
Apr. 16 ^A	Memphis State	5	6
Apr. 16 ^A	Memphis State	5	0
Apr. 17 ^A	Memphis State	1	2
Apr. 20	at Florida	5	8
Apr. 22	South Alabama	13	11
Apr. 23	Georgia Tech	15	2
Apr. 24	Georgia Tech	2	10
May 1	Central Florida	8	1
May 1	Central Florida	2	1
May 3	at Central Florida	11	3
May 4	at Florida International	1	2
May 6	at Miami	6	5
May 7	at Miami	7	9
May 8	at Miami	6	3
May 10	at Jacksonville	2	5
May 13 ^A	at Memphis State	14	3
May 14 ^A	at Memphis State	9	5
May 15 ^A	at Memphis State	21	1
May 18 ^A	Louisville	18	4
May 19 ^A	Virginia Tech	9	6
May 20 ^A	South Carolina	9	3
May 21 ^A	Memphis State	4	2
May 21 ^A	South Carolina	9	1
***May 26	Stetson	10	3
***May 27	Tulane	8	6
***May 28	Florida	3	9
***May 29	Stetson	2	7

1989 Won 54, Lost 18

Feb. 4	Arizona State	9	6
Feb. 5	Arizona State	8	3
Feb. 6	Georgia Tech	14	1
Feb. 10	Grambling	8	3
Feb. 11	Grambling	5	0
Feb. 12	Grambling	8	2
Feb. 18	at Florida	1	5
Feb. 19	at Florida	5	6
Feb. 20	Baptist (10)	5	4
Feb. 22	Baptist	10	2
Feb. 25	South Florida	0	10
Feb. 26	South Florida	8	7
Feb. 28	at South Florida	5	6
Mar. 1	at South Florida	3	14
Mar. 3	Rice	3	4
Mar. 4	Rice	6	0
Mar. 5	Rice	3	0
Mar. 7	Richmond	6	0
Mar. 8	Richmond	12	3
Mar. 9	Richmond (13)	3	2
Mar. 10	Ball State	10	0
Mar. 11	Ball State	11	1
Mar. 12	Ball State	16	0
Mar. 14	Samford	18	2
Mar. 15 ^A	Samford	14	0
Mar. 17 ^A	at South Carolina	6	5
Mar. 18 ^A	at South Carolina	3	4
Mar. 19	at South Carolina (10)	4	5
Mar. 21	at Jacksonville	11	6
Mar. 24	Cal-Sr. Fullerton (11)	6	5
Mar. 25	Cal-Sr. Fullerton	4	9

Mar. 26	Cal-St. Fullerton	10	0
Mar. 28	Mercer	2	1
Mar. 29	Mercer	7	0
Mar. 31 ^A	Southern Miss	10	2
Apr. 1 ^A	Southern Miss	6	2
Apr. 2 ^A	Southern Miss	7	2
Apr. 4	Jacksonville	6	0
Apr. 5	Jacksonville	14	3
Apr. 7	Miami	3	0
Apr. 8	Miami	1	8
Apr. 9	Miami	11	3
Apr. 11	Florida	0	5
Apr. 12	Florida	7	5
Apr. 14 ^A	Louisville	7	0
Apr. 15 ^A	Louisville	10	1
Apr. 16 ^A	Louisville	7	2
Apr. 21 ^A	Virginia Tech	5	7
Apr. 22 ^A	Virginia Tech	14	8
Apr. 23 ^A	Virginia Tech	8	4
Apr. 29 ^A	at Memphis State	6	2
Apr. 29 ^A	at Memphis State	6	2
Apr. 30 ^A	at Memphis State	3	1
May 2	at Jacksonville (10)	6	7
May 5	at Miami	2	11
May 6	at Miami	2	8
May 7	at Miami	8	4
May 12 ^A	at Cincinnati	0	2
May 13 ^A	at Cincinnati	18	7
May 14 ^A	at Cincinnati	8	7
May 18 ^A	Memphis State	9	4
May 19 ^A	Southern Miss	14	7
May 20 ^A	Virginia Tech	8	2
May 20 ^A	Southern Miss (12)	6	5
**May 25	Rider College	13	7
**May 26	South Florida	8	1
**May 27	Auburn University	7	6
**May 28	Clemson	8	1
**Jun. 2	North Carolina	4	2
**Jun. 4	Wichita State	4	2
**Jun. 7	Wichita State	4	7
**Jun. 9	Wichita State	9	12

1990 Won 57, Lost 15

Feb. 2	Western Kentucky	6	3
Feb. 3	Western Kentucky	6	4
Feb. 4	Western Kentucky	6	4
Feb. 10	North Carolina	6	3
Feb. 11	Wichita State	7	8
Feb. 17	Arizona	7	1
Feb. 17	Arizona	16	8
Feb. 18	Arizona	10	5
Feb. 20	Fla. International	5	0
Feb. 21	Fla. International	3	4
Feb. 23	Virginia Military	17	1
Feb. 24	Virginia Military	3	2
Feb. 25	Virginia Military	8	0
Mar. 2	Ball State	19	10
Mar. 3	Ball State	16	3
Mar. 4	Ball State	12	4
Mar. 5	Richmond	7	1
Mar. 6	Richmond	12	3
Mar. 7	Richmond	13	1
Mar. 8	at Florida	5	1
Mar. 9	at Florida	3	2
Mar. 10	Florida	5	3
Mar. 11	Florida	7	6
Mar. 13 ^A	Memphis State	10	0
Mar. 14 ^A	Memphis State	3	5
Mar. 15 ^A	Memphis State	13	5
Mar. 16	Baptist	11	5
Mar. 17	Baptist	11	1
Mar. 20 ^A	at Louisville	8	3
Mar. 20 ^A	at Louisville	7	4
Mar. 21 ^A	at Louisville	13	7
Mar. 23 ^A	at Southern Miss	7	0
Mar. 24 ^A	at Southern Miss	3	6
Mar. 25 ^A	at Southern Miss	3	6
Mar. 28	Jacksonville	7	3
Mar. 31	at Arizona State	1	9
Apr. 1	at Arizona State	6	7
Apr. 5	South Alabama	3	2
Apr. 6 ^A	Tulane	5	0
Apr. 7 ^A	Tulane	9	3
Apr. 8 ^A	Tulane	12	11
Apr. 11	at Jacksonville	5	3
Apr. 13	Miami	7	3
Apr. 14	Miami	5	8
Apr. 15	Miami	3	8
Apr. 17	Mercer	14	3

Apr. 18	Mercer	6	3
Apr. 20 ^A	South Carolina	9	6
Apr. 21 ^A	South Carolina	5	6
Apr. 22 ^A	South Carolina	6	3
May 2	at Fla. International	3	4
May 4	at Miami	3	7
May 5	at Miami	6	2
May 6	at Miami	8	4
May 8 ^A	at Virginia Tech	6	4
May 9 ^A	at Virginia Tech	5	1
May 10 ^A	at Virginia Tech	25	14
May 11 ^A	Cincinnati	6	1
May 12 ^A	Cincinnati	12	3
May 13 ^A	Cincinnati	4	1
May 16 ^A	Tulane	4	1
May 17 ^A	Virginia Tech	11	3
May 18 ^A	Cincinnati	4	5
May 19 ^A	Southern Miss	8	1
May 19 ^A	Virginia Tech	12	5
May 20 ^A	Cincinnati	8	5
**May 24	Lafayette	7	2
**May 25	Central Michigan	4	2
**May 26	Mississippi State	8	11
**May 26	Illinois	6	4
**May 27	Mississippi State	11	9
**May 28	Mississippi State	3	4

1991 Won 57, Lost 14

Feb. 1	Duke	8	5
Feb. 2	Duke	10	4
Feb. 3	Duke	9	3
Feb. 8	Arizona State (10)	6	5
Feb. 9	Arizona State	21	5
Feb. 10	Arizona State (10)	4	3
Feb. 14	at Arizona	15	8
Feb. 15	at Arizona	3	7
Feb. 16	at Arizona	2	3
Feb. 22	Minnesota	8	4
Feb. 23	Minnesota	12	4
Feb. 24	Minnesota	8	5
Mar. 1	New Orleans	0	6
Mar. 2	Tulane	3	0
Mar. 3	Louisiana State	8	0
Mar. 5	Ball State	26	4
Mar. 6	Ball State	17	2
Mar. 7	Ball State	12	2
Mar. 9	Florida	8	3
Mar. 10	Florida	5	3
Mar. 12	Richmond	10	3
Mar. 13	Richmond	6	2
Mar. 14	Richmond	12	4
Mar. 15	Michigan	11	6
Mar. 16	Michigan	3	0
Mar. 19	Northern Iowa	11	2
Mar. 20	Northern Iowa	9	0
Mar. 21	Northern Iowa	3	0
Mar. 22 ^A	Southern Miss	8	4
Mar. 23 ^A	Southern Miss	5	0
Mar. 24 ^A	Southern Miss	6	4
Mar. 26	Mercer	6	2
Mar. 27	Mercer	14	5
Mar. 30 ^A	at Memphis State	6	5
Mar. 30 ^A	at Memphis State (11)	4	3
Mar. 31 ^A	at Memphis State	7	8
Apr. 2	at South Alabama (15)	5	6
Apr. 5 ^A	at South Carolina	4	2
Apr. 6 ^A	at South Carolina	7	3
Apr. 7 ^A	at South Carolina	4	9
Apr. 12	Miami	5	2
Apr. 13	Miami	12	4
Apr. 14	Miami	8	5
Apr. 16	at Florida	4	2
Apr. 17	at Florida	3	4
Apr. 19 ^A	Louisville	6	3
Apr. 20 ^A	Louisville	5	1
Apr. 21 ^A	Louisville (1-0 forfeit loss)	14	6
Apr. 28 ^A	at Tulane	10	11
Apr. 29 ^A	at Tulane	1	2
May 1	Jacksonville	4	7
May 3	at Miami	3	2
May 4	at Miami	4	1
May 5	at Miami	6	8
May 7 ^A	Virginia Tech (12)	3	2
May 7 ^A	Virginia Tech	4	1
May 8 ^A	Virginia Tech	11	1
May 10 ^A	at Cincinnati	15	5
May 11 ^A	at Cincinnati	10	5
May 12 ^A	at Cincinnati	13	9
May 15 ^A	Cincinnati	9	3

May 16 ^A	South Carolina	17	0
May 17 ^A	Southern Miss	1	3
May 18 ^A	Cincinnati	13	12
May 18 ^A	South Carolina (10)	10	9
**May 23	Coastal Carolina	6	0
**May 24	Fla. International	6	3
**May 25	Alabama	5	2
**May 26	Alabama	6	5
**May 31	Fresno State	3	6
**Jun. 2	Florida	0	5

1992 Won 49, Lost 21

Feb. 1	College of Charleston	15	3
Feb. 2	College of Charleston	4	1
Feb. 9	at Arizona State	4	2
Feb. 9	at Arizona State	1	4
Feb. 14	Virginia Military	10	4
Feb. 15	Virginia Military	20	0
Feb. 16	Virginia Military	5	4
Feb. 19	at Florida	2	1
Feb. 21 ^A	Duke	13	1
Feb. 22 ^A	Duke	4	5
Feb. 23 ^A	Duke	1	0
Feb. 28	at Minnesota	3	1
Feb. 29	Texas A&M	1	9
Mar. 1	Mississippi State	5	1
Mar. 3	Charleston Southern	14	2
Mar. 4	Charleston Southern	13	8
Mar. 6	Coastal Carolina	6	1
Mar. 7	Coastal Carolina	5	2
Mar. 9	Richmond	2	1
Mar. 10	Richmond	5	1
Mar. 11	Richmond	8	2
Mar. 13 ^A	at North Carolina	9	3
Mar. 14 ^A	at North Carolina	2	11
Mar. 15 ^A	at North Carolina	4	2
Mar. 18	Georgia State	7	1
Mar. 19	Georgia State	22	0
Mar. 20 ^A	N.C. State	4	0
Mar. 21 ^A	N.C. State	12	1
Mar. 22 ^A	N.C. State	4	6
Mar. 24 ^A	at Virginia	4	3
Mar. 25 ^A	at Virginia	13	7
Mar. 27 ^A	at Clemson	4	10
Mar. 28 ^A	at Clemson	0	12
Mar. 29 ^A	at Clemson	0	14
Mar. 31	Mercer	3	4
Apr. 1	Mercer	8	1
Apr. 3 ^A	Georgia Tech	9	6
Apr. 4 ^A	Georgia Tech	3	2
Apr. 5 ^A	Georgia Tech	3	10
Apr. 8	Florida	4	0
Apr. 10	Miami	6	10
Apr. 11	Miami	3	6
Apr. 12	Miami	5	6
Apr. 15	Florida	1	3
Apr. 17 ^A	at Wake Forest	9	3
Apr. 18 ^A	at Wake Forest	9	4
Apr. 19 ^A	at Wake Forest	11	1
Apr. 24	at Miami	3	7
Apr. 25	at Miami	4	5
Apr. 26	at Miami	3	2
May 1 ^A	Maryland	12	4
May 2 ^A	Maryland	15	3
May 3 ^A	Maryland	18	5
May 5	at Florida	4	1
May 10 ^A	Wake Forest	6	1
May 11 ^A	Clemson	2	5
May 12 ^A	North Carolina	7	3
May 12 ^A	NC State	1	0
May 13 ^A	Clemson	0	11
May 15 ^A	Georgia State	36	7
May 16 ^A	Georgia State	17	4
**May 21	Western Carolina	0	1
**May 22	Stetson	2	0
**May 23	Kent	4	2
**May 23	Stanford	9	4
**May 24	Western Carolina	4	3
**May 24	Western Carolina	18	3
**May 29	Cal State Fullerton	2	7
**May 31	California	5	4
**Jun. 2	Cal State Fullerton	0	6

1993 Won 46, Lost 19

Feb. 13	Winthrop	7	2
Feb. 14	Winthrop	8	5
Feb. 16	Appalachian State	8	3
Feb. 17	Appalachian State	3	1

Feb. 19	College of Charleston	7	6
Feb. 20	College of Charleston	19	0
Feb. 21	College of Charleston	17	2
Feb. 26	Cal State Fullerton	3	2
Feb. 27	Cal State Fullerton	2	6
Feb. 28	Cal State Fullerton	6	13
Mar. 4	Florida	2	0
Mar. 5	Florida	9	3
Mar. 6	at Florida	4	2
Mar. 7	at Florida	8	4
Mar. 10	Central Florida (12)	7	5
Mar. 11	Purdue	1	11
Mar. 12 ^A	North Carolina	6	3
Mar. 14 ^A	North Carolina (10)	4	3
Mar. 16 ^A	Virginia	10	5
Mar. 17 ^A	Virginia	11	0
Mar. 18 ^A	Virginia	8	1
Mar. 19	Northern Iowa	6	0
Mar. 20	Northern Iowa	7	4
Mar. 21	Northern Iowa	5	2
Mar. 22 ^A	at Duke	0	3
Mar. 23 ^A	at Duke	8	5
Mar. 24 ^A	at Duke	3	1
Mar. 26 ^A	at N.C. State	0	8
Mar. 27 ^A	at N.C. State	5	1
Mar. 28 ^A	at N.C. State	1	4
Mar. 31	Mercer	11	2
Apr. 2 ^A	Georgia Tech	3	10
Apr. 3 ^A	Georgia Tech	17	3
Apr. 4 ^A	Georgia Tech	5	1
Apr. 7	Mercer	14	1
Apr. 9	Miami	7	0
Apr. 10	Miami	8	1
Apr. 11	Miami	6	2
Apr. 16 ^A	Wake Forest	1	4
Apr. 17 ^A	Wake Forest	6	0
Apr. 18 ^A	Wake Forest	2	7
Apr. 20	Mercer	9	0
Apr. 21	Jacksonville	13	3
Apr. 23	at Miami	1	0
Apr. 24	at Miami (12)	3	4
Apr. 25	at Miami (10)	13	14
May 1 ^A	at Maryland	10	4
May 2 ^A	at Maryland	2	5
May 3 ^A	at Maryland	13	5
May 5	Jacksonville	6	1
May 7 ^A	Clemson	7	6
May 8 ^A	Clemson	4	3
May 9 ^A	Clemson	1	5
May 12	at Jacksonville	3	4
May 16 ^A	Clemson	1	6
May 17 ^A	Virginia	11	2
May 18 ^A	Georgia Tech	5	2
May 18 ^A	Clemson	7	5
May 19 ^A	N.C. State	1	5
May 21	Georgia State	23	1
May 22	Georgia State	12	4
***May 27	South Florida	4	2
***May 28	Notre Dame	7	3
***May 29	Long Beach State	1	4
***May 29	Notre Dame	3	4

1994 Won 53, Lost 22

Feb. 3	at Hawaii	11	3
Feb. 4	at Hawaii	6	4
Feb. 5	at Hawaii	1	6
Feb. 6	at Hawaii	9	3
Feb. 7	at Hawaii-Hilo (7)	2	4
Feb. 8	at Hawaii-Hilo	7	1
Feb. 8	at Hawaii-Hilo (6)	5	1
Feb. 11	Arizona State	9	7
Feb. 12	Arizona State	13	2
Feb. 13	Arizona State (8)	9	8
Feb. 18	Minnesota	15	10
Feb. 19	Minnesota	9	2
Feb. 20	Minnesota	12	4
Feb. 25	Coastal Carolina	4	0
Feb. 26	Coastal Carolina	17	2
Feb. 27	Coastal Carolina	4	1
Mar. 3	at Florida	0	4
Mar. 4	at Florida	10	5
Mar. 5	Florida	7	2
Mar. 6	Florida	5	12
Mar. 8	College of Charleston	0	3
Mar. 9	College of Charleston	4	0
Mar. 10	College of Charleston	7	0
Mar. 12	SE Missouri State	15	3
Mar. 13	SE Missouri State	13	3
Mar. 15	UNC-Asheville	3	0
Mar. 16	UNC-Asheville	11	2
Mar. 17 ^A	Maryland	5	2
Mar. 18 ^A	Maryland	6	0
Mar. 19 ^A	Maryland	4	6
Mar. 22 ^A	at Wake Forest	12	2
Mar. 23 ^A	at Wake Forest	15	4
Mar. 24 ^A	at Wake Forest	17	4
Mar. 25 ^A	at North Carolina	2	3
Mar. 26 ^A	at North Carolina	9	5
Apr. 1 ^A	N.C. State (10)	3	2
Apr. 2 ^A	N.C. State	2	1
Apr. 4 ^A	N.C. State	8	7
Apr. 6	Jacksonville (8)	6	1
Apr. 8	Miami	6	3
Apr. 9	Miami	2	5
Apr. 10	Miami	1	2
Apr. 12	Mercer (8)	11	0
Apr. 13	Mercer	5	4
Apr. 15	at Miami	6	1
Apr. 16	at Miami	0	8
Apr. 17	at Miami	7	2
Apr. 20	at Jacksonville	0	3
Apr. 23	Furman	8	0
Apr. 24	Furman	15	0
Apr. 27 ^A	Georgia Tech	6	4
Apr. 30 ^A	Georgia Tech	2	6
May 1 ^A	Georgia Tech	5	7
May 3 ^A	Duke	1	4
May 4 ^A	Duke	11	7
May 5 ^A	Duke	4	5
May 7 ^A	at Clemson	2	5
May 8 ^A	at Clemson	5	9
May 9 ^A	at Clemson	8	3

May 13 ^A	at Virginia	0	1
May 14 ^A	at Virginia	8	6
May 15 ^A	at Virginia	13	1
May 18 ^A	N.C. State	5	6
May 19 ^A	Maryland	7	1
May 20 ^A	Wake Forest	18	3
May 21 ^A	Clemson	10	4
May 21 ^A	N.C. State	7	4
May 22 ^A	Clemson	1	4
***May 26	Central Michigan	8	6
***May 27	Jacksonville	5	1
***May 28	Jacksonville	5	1
***May 30	Brigham Young	7	1
**Jun. 3	Louisiana State	6	3
**Jun. 5	Georgia Tech (10)	4	12
**Jun. 7	CS-Fullerton	3	10

1995 Won 53, Lost 16

Feb. 3	Florida Atlantic	21	4
Feb. 4	Florida Atlantic	11	7
Feb. 5	Florida Atlantic	8	4
Feb. 10	at Arizona State	11	2
Feb. 11	at Arizona State	14	6
Feb. 12	at Arizona State	2	8
Feb. 17	Coastal Carolina	10	2
Feb. 19	Coastal Carolina	6	0
Feb. 21	Winthrop (11)	1	2
Feb. 22	Winthrop	6	0
Feb. 24 ^A	Wake Forest	4	0
Feb. 25 ^A	Wake Forest	3	4
Feb. 26 ^A	Wake Forest	10	1
Mar. 3	LSU	2	6
Mar. 4	at Minnesota (10)	4	1
Mar. 5	Michigan	17	6
Mar. 9	Florida	6	3
Mar. 10	Florida	2	1
Mar. 11	at Florida	7	0
Mar. 12	at Florida	3	9
Mar. 13 ^A	Virginia	12	7
Mar. 14 ^A	Virginia	1	2
Mar. 17	Michigan	4	3
Mar. 18	Michigan	14	4
Mar. 19	Michigan	11	2
Mar. 21	Mercer	17	1
Mar. 22	Mercer	22	7
Mar. 24 ^A	at Duke	5	14
Mar. 25 ^A	at Duke	9	5
Mar. 26 ^A	at Duke	6	2
Mar. 28	College of Charleston	11	1
Mar. 29	College of Charleston	12	1
Mar. 31 ^A	at N.C. State	6	0
Apr. 1 ^A	at N.C. State	6	5
Apr. 2 ^A	at N.C. State	12	3
Apr. 5	Jacksonville	11	1
Apr. 7	Miami	9	1
Apr. 8	Miami	5	6
Apr. 9	Miami (11)	3	2
Apr. 14	at Miami (14)	9	6
Apr. 15	at Miami (12)	10	1
Apr. 16	at Miami	2	3
Apr. 19	at Jacksonville	6	3
Apr. 21 ^A	Clemson	5	2
Apr. 22 ^A	Clemson	7	2
Apr. 23 ^A	Clemson	9	8
Apr. 29 ^A	at Maryland	9	1
May 1 ^A	at Maryland (10)	7	1
May 1 ^A	at Maryland	1	0
May 3	at Mercer	18	3
May 5 ^A	at Georgia Tech	4	5
May 6 ^A	at Georgia Tech	9	11
May 7 ^A	at Georgia Tech	14	9
May 13 ^A	North Carolina	2	3
May 13 ^A	North Carolina	13	1
May 14 ^A	North Carolina	3	5
May 17 ^A	Virginia	6	0
May 18 ^A	N.C. State	12	6
May 19 ^A	Clemson	0	11
May 20 ^A	North Carolina	10	1
May 20 ^A	Clemson	12	2
May 21 ^A	Clemson	8	2
***May 25	Troy State	18	3
***May 26	South Alabama	7	2
***May 27	Old Dominion	7	2
***May 28	Mississippi	13	1
**Jun. 2	Oklahoma	3	2
**Jun. 4	Miami	2	4
**Jun. 6	Southern Cal	11	16




1995 ACC Champions

1996 Won 52, Lost 17

Feb. 3	Marshall	16	1
Feb. 4	Marshall	34	0
Feb. 10	UNC Asheville	4	2
Feb. 11	UNC Asheville	16	8
Feb. 16	Minnesota	9	7
Feb. 17	Minnesota	23	11
Feb. 18	Minnesota	8	2
Feb. 23	vs. CS-Fullerton	1	3
Feb. 24	vs. Southern Cal	8	10
Feb. 29	at Florida	11	2
Mar. 2	Florida	4	6
Mar. 3	Florida	10	11
Mar. 5	Mercer	10	5
Mar. 6	Mercer	14	5
Mar. 8	Coastal Carolina	11	4
Mar. 9	Coastal Carolina	16	8
Mar. 10	Coastal Carolina	7	3
Mar. 12	Maine	14	5
Mar. 13	Maine	17	5
Mar. 14	Maine	8	1
Mar. 15 ^A	Maryland	8	6
Mar. 16 ^A	Maryland	16	2
Mar. 17 ^A	Maryland	16	5
Mar. 20 ^A	at North Carolina(7)	2	1
Mar. 20 ^A	at North Carolina(7)	7	1
Mar. 21 ^A	at North Carolina	9	1
Mar. 22 ^A	at Wake Forest	11	7
Mar. 23 ^A	at Wake Forest	9	6
Mar. 24 ^A	at Wake Forest	12	3
Mar. 29 ^A	NC State	5	4
Mar. 31 ^A	NC State(7)	5	4
Mar. 31 ^A	NC State(7)	5	4
Apr. 3	at Jacksonville	10	1
Apr. 5	Miami	13	2
Apr. 6	Miami	2	13
Apr. 7	Miami	15	1
Apr. 9	Jacksonville	8	6
Apr. 10	at Jacksonville	10	1
Apr. 12	at Miami	2	6
Apr. 13	at Miami	8	9
Apr. 14	at Miami	4	7
Apr. 17	Jacksonville	9	4
Apr. 19 ^A	Duke	6	2
Apr. 20 ^A	Duke	14	4
Apr. 21 ^A	Duke	9	7
Apr. 26 ^A	Georgia Tech	16	4
Apr. 27 ^A	Georgia Tech	6	3
Apr. 28 ^A	Georgia Tech(10)	1	4
Apr. 30	Florida Atlantic	9	8
May 1	Florida Atlantic	13	5
May 4 ^A	at Clemson	0	3
May 5 ^A	at Clemson	1	2
May 6 ^A	at Clemson	0	2
May 10 ^A	at Virginia	6	0
May 11 ^A	at Virginia	7	9
May 12 ^A	at Virginia	6	3
May 15 ^A	vs. Wake Forest	8	4
May 16 ^A	vs. Virginia	2	3
May 17 ^A	vs. Duke	7	3
May 18 ^A	vs. Clemson	2	1
May 18 ^A	vs. Virginia	8	2
May 19 ^A	vs. Virginia	1	12
***May 23	vs. NE Illinois	16	0
***May 24	vs. UC Santa Barbara	10	1
***May 25	vs. Stanford	5	4
***May 26	vs. CS Northridge	9	2
**Jun. 1	vs. Florida	2	5
*Jun. 3	vs. Wichita State	8	4
*Jun. 4	vs. Florida	3	6

1997 Won 50, Lost 17

Feb. 1	UNC Asheville	11	2
Feb. 2	UNC Asheville	8	5
Feb. 7	Arizona State	5	2
Feb. 8	Arizona State	6	9
Feb. 9	Arizona State	11	5
Feb. 15	CS-Fullerton	1	2
Feb. 15	CS-Fullerton	8	5
Feb. 16	CS-Fullerton	7	4
Feb. 21	Marshall	22	1
Feb. 22	Marshall	15	4
Feb. 23	Marshall	14	2
Feb. 27	Florida	2	3
Feb. 28	Florida	10	8
Mar. 1	at Florida	6	13
Mar. 2	at Florida	9	5
Mar. 4	UNC-Greensboro	11	7



1997 ACC Champions

Mar. 5	UNC-Greensboro	16	0
Mar. 7	Virginia	8	2
Mar. 8	Virginia	4	6
Mar. 9	Virginia	20	2
Mar. 11	vs. St. Bonaventure	12	6
Mar. 12	vs. Long Island Univ.	13	5
Mar. 14 ^A	Wake Forest	15	8
Mar. 15 ^A	Wake Forest	11	3
Mar. 16 ^A	Wake Forest	10	0
Mar. 18	Florida Atlantic	11	3
Mar. 19	Florida Atlantic	5	13
Mar. 21 ^A	at Duke	7	3
Mar. 22 ^A	at Duke	8	3
Mar. 23 ^A	at Duke	3	4
Mar. 28 ^A	at N.C. State	6	3
Mar. 29 ^A	at N.C. State	9	10
Mar. 30 ^A	at N.C. State	5	9
Apr. 1	Mercer	11	1
Apr. 2	Mercer	12	6
Apr. 4 ^A	Clemson	7	10
Apr. 5 ^A	Clemson	20	5
Apr. 6 ^A	Clemson	11	10
Apr. 9	Jacksonville	14	3
Apr. 11	Miami	5	9
Apr. 12	Miami	5	8
Apr. 13	Miami	8	7
Apr. 15	at Jacksonville	12	6
Apr. 18 ^A	at Georgia Tech	10	9
Apr. 19 ^A	at Georgia Tech	11	6
Apr. 20 ^A	at Georgia Tech	11	12
Apr. 26 ^A	at Maryland	16	3
Apr. 27 ^A	at Maryland	27	2
Apr. 28 ^A	at Maryland	13	3
Apr. 30	at Mercer	9	2
May 2	at Miami	1	9
May 3	at Miami	6	7
May 4	at Miami	7	3
May 9 ^A	North Carolina	8	2
May 10 ^A	North Carolina	8	5
May 11 ^A	North Carolina	11	6
May 14 ^A	vs. Duke	4	2
May 15 ^A	vs. N.C. State	5	3
May 16 ^A	vs. Clemson	8	4
May 17 ^A	vs. Duke	12	2
May 17 ^A	vs. Clemson	10	0
May 22 ^{**}	Marist	4	2
May 23 ^{**}	at Central Florida	16	2
May 24 [*]	at Auburn	7	8
May 24 [*]	South Florida	6	5
May 25 [*]	Auburn	9	7
May 25 [*]	at Auburn	2	5
Jan. 30	vs. Notre Dame	1	10
Jan. 31	vs. Ohio State	6	4
Feb. 1	vs. Tennessee	3	5
Feb. 6	at Arizona State	3	2
Feb. 7	at Arizona State	6	1
Feb. 10	at Hawaii Pacific	2	0
Feb. 10	at Hawaii Pacific	8	9
Feb. 11	at Hawaii	7	2
Feb. 12	at Hawaii	11	2
Feb. 13	at Hawaii	6	9
Feb. 14	at Hawaii	2	8

1998 Won 53, Lost 20

Feb. 17	Charleston Southern	16	0
Feb. 18	Charleston Southern	13	0
Feb. 21	at Florida	1	3
Feb. 24	The Citadel	9	4
Feb. 25	The Citadel	15	5
Feb. 28	Florida	9	7
Mar. 1	Florida	5	10
Mar. 3	UNC Greensboro	13	1
Mar. 4	UNC Greensboro	13	4
Mar. 6	N. C. State	9	0
Mar. 9	at South Florida	8	4
Mar. 10	vs. Long Island Univ	11	0
Mar. 11	vs. St. Joseph's Univ	16	1
Mar. 13	at Wake Forest	12	11
Mar. 14	at Wake Forest	10	4
Mar. 15	at Wake Forest	9	6
Mar. 17	Morehead State	9	1
Mar. 20	Duke	6	5
Mar. 21	Duke	9	4
Mar. 22	Duke	10	9
Mar. 24	Florida Atlantic	15	3
Mar. 25	Florida Atlantic	7	5
Mar. 26	Maryland	6	14
Mar. 27	Maryland	14	2
Mar. 28	Maryland	10	0
Mar. 31	Mercer	13	3
Apr. 1	Mercer	11	0
Apr. 3	Miami	4	9
Apr. 4	Miami	2	8
Apr. 5	Miami	6	9
Apr. 8	Jacksonville	4	3
Apr. 10	at North Carolina	5	6
Apr. 11	at North Carolina	20	4
Apr. 12	at North Carolina	4	3
Apr. 15	at Jacksonville	11	4
Apr. 17	Georgia Tech	3	2
Apr. 18	Georgia Tech	8	3
Apr. 19	Georgia Tech	10	5
Apr. 21	SW Louisiana	14	4
Apr. 22	SW Louisiana	13	1
Apr. 24	at Clemson	1	2
Apr. 25	at Clemson	4	5
Apr. 26	at Clemson	7	2
May 1	at Miami	1	7
May 2	at Miami	11	5
May 3	at Miami	5	4
May 6	St. Leo College	8	11
May 9	at Virginia	5	4
May 9	at Virginia	11	2
May 10	at Virginia	9	6
May 13	vs. Virginia	4	1
May 14	vs. Wake Forest	14	1
May 15	vs. North Carolina	13	11
May 16	vs. N.C. State	13	6
May 16	vs. Wake Forest	1	2
May 17	vs. Wake Forest	3	6
May 21	Liberty University	10	7
May 22	Delaware	27	6
May 23	at Oklahoma	23	2
May 24	at Auburn	16	10
May 29	vs. Arizona State	10	11
May 31	at Long Beach State	4	7

^AConference Game
^{*}NCAA: District
^{**}NCAA: World Series
^{***}NCAA: Regional

SEMINOLE ALL-TIME ROSTERS



Luis Alicea

FLORIDA STATE UNIVERSITY

122

—A—

Joe Adams	1975
Josh Adeeb	1995
Bobby Alexander	1982
Terry Alexander	1976
Edwin Alicea	1987-88
Luis Alicea	1984-86
Roy Alvarez	1980
Gene Ammann	1968-70
Bob Armstrong	1992
Johnny Ash	1954-56
Bill Ashford	1982-83
Gary Ashley	1953-56
Al Ashmont	1985
Jim Atwood	1953-56
Mike Augustine	1961-63
Tony Avitable	1953-56
Don Axon	1959


—B—

Brooks Badeaux	1995-98
Lee Bailey	1951
Roger Bailey	1990-92
Jeff Bangston	1972-73
Rob Bargas	1989-90
Mark Barineau	1981-83
Ron Bartlett	1976-79
Joe Baxter	1968-69
Clay Baynham	1976
Harold Bazzell	1953
Ray Bazzell	1957-60
Mason Bean	1972-73
Bill Bearse	1965
Al Beccaccio	1960-62
David Bedingfield	1977
Mike Bell	1994-95
Bob Benda	1976-77
John Bentley	1997-98
Michele Bertoldi	1991

Allen Bevis	1989-92
Chip Bifano	1976-77
Ham Bisbee	1955
Barry Blackwell	1985-88
Garrett Blanton	1989-91
Tony Biasucci	1983
Ralph Blinn	1952-53
Jon Bolin	1990-91
Rich Bombard	1979
Phil Bondack	1962-63
Bob Bondi	1954-57
Jimmy Bonenberger	1997
Juan Bonilla	1974-77
Rafael Bourmigal	1987
LaDon Boyd	1967
Mike Brady	1987-90
Mike Bretz	1976-79
John Bristol	1955-57
Chris Brock	1989-92
Kevin Brooks	1977-78
Marty Brooks	1965-67
Terry Brooks	1969
Billy Brown	1996
Craig Brown	1969-70
Dave Brown	1974
Forrest Brown	1953-54
Pete Brown	1985
Randy Brown	1964-66
Terry Browning	1968-69
Tommy Bryant	1983
Terrell Buckley	1990
Jeff Burger	1969
Joe Burns	1969
Jim Busby	1974-75
Thad Busby	1995
Dave Buss	1959-60
Steve Butler	1994-95
Mike Buttery	1994
Rod Byerly	1987-88
Lee Byers	1961-64
Clint Byrd	1998



Roger Bailey



Randy Choate

—C—

Nick Carfaro	1966
Vince Calandra	1984-85
Billy Campbell	1952-55
Ed Camposano	1968
Bob Canty	1966-68
Bill Cappleman	1967
Brooks Carey	1975-78
Bob Carroll	1972-73
Doug Casey	1978-79
Buddy Cash	1950
Kevin Cash	1997-98
Ron Cash	1970-71
Sid Cash	1990-91
Chris Cawthon	1981-82
Dave Chappel	1974
Chris Chavez	1996-98
Gerald Chmielewski	1963-65
Randy Choate	1995-97
Greg Clayborne	1986-88
Bob Clem	1958-59
Matt Clements	1988-89
Al Cleveland	1969-70
Larry Cocks	1969-70
Hal Cohen	1982
Chester Cole	1965-67
James Colzie	1994
Rick Colzie	1973-74
Chuck Cone	1966-68
Skip Cone	1971-72
David Cook	1966-68
John Cook	1992
Dave Cooper	1976-77
Mike Copps	1957-60
Lee Corso	1954-57
Jerry Couch	1958-59
Mark Coulter	1976-77
Brian Cox	1997-98
Bob Craft	1966-68
Keith Craig	1980-81
Wes Crawford	1998
Ken Creely	1964-65
Buddy Cribb	1988-90
Charlie Cruz	1992-95
John Cuesta	1953
Mike Cullin	1980-81
Greg Culppepper	1979
Ben Curry	1975-78


—D—

Dave Dahlen	1963-64
Bill Daniel	1974-75
Jim Daniel	1960-61
Phil Dannunzio	1989

Randy Davidson 1974-75
 Brett Davis 1988
 Frank Davis 1960-61
 Josh Davis 1996
 Mike Davis 1996
 Tim Davis 1991-92
 Tom Davis 1962-64
 Eric Deddens 1983-84
 Don DeLoach 1983
 Greg Dennis 1983
 Jim DeVane 1955
 Matt Diaz 1998
 Zach Diaz 1996-98
 Michael DiBlasi 1997-98
 Paul Dirks 1962-64
 Kevin Dodge 1981-82
 Jerry Donnaway 1957-58
 Ken Doria 1971-72
 Danny Dowell 1981-83
 Steve Downey 1974
 Jay Drevis 1984
 J.D. Drew 1995-97
 John Drews 1974
 Chip Drobine 1986
 Dean Duchak 1965-67
 Jack Dull 1960-61
 Marc Dunbar 1990-91
 Matt Dunbar 1987-90
 Chris Dunn 1986

—E-F—

Mike Easom 1966-68
 Craig Eaton 1975-76
 Frank Echols 1962-63
 Scott Edwards 1989
 Jon Egertson 1987
 Rudy Eigl 1955-58
 Mike Eissey 1973-74
 Gary Elliott 1961-63
 Jack Emerick 1979-80
 Mike English 1967-69
 Roy Eppley 1985
 Donny Erickson 1987-88
 Terry Farmer 1973-74
 Adam Faurot 1995-96
 Frank Fazzini 1983-85
 Ed Feely 1961
 Kenny Felder 1990-92
 John Fergusson 1968-70
 George Fergusson 1961-62
 Dave Fernald 1971-73
 Dick Fernandez 1964-66
 Joe Fernandez 1953
 Robert Ferrar 1962-63
 Carl Ferraro 1981



Bien Figueroa


Mike Fields 1978-79
 Rich Figueroa 1980-83
 Bien Figueroa 1985-86
 Gar Finnold 1989-90
 Ken Fischer 1979-82
 Robin Flake 1970-72
 Victor Floyd 1987
 Ray Fox 1975-78
 Jim Foxwell 1972-75
 Pedro Fraga 1968
 Ed Frank 1972
 Ron Fraser 1954-57
 Clem Freeman 1981
 Mike Freeman 1986
 Doug French 1961-62
 Mike Fuentes 1978-81
 Bill Fuller 1970-72
 Ed Fulton 1985-87

—G—

John Gagnon 1979-80
 Randy Galley 1972-73
 Tom Garcia 1955
 Linwood Garrett 1967-68
 Dave Garrison 1984
 Steve Gelmine 1982-85
 Alan Gentry 1983-84
 Wayne Giardino 1964-65
 Marc Giordano 1987-88
 Mark Gilbert 1978-79
 Brian Gilliland 1989-90
 Chris Ginn 1998
 Jack Givens 1976-77
 Mike Givens 1974
 Steve Givens 1982-83
 Dick Gold 1967-69
 Jeff Gray 1981-84
 Harry Green 1966-68
 Lane Green 1966-68
 Brad Gregory 1989-90
 Danny Griffin 1982-83
 Joe Griffin 1975-77
 Pedro Grifol 1989-91
 Reggie Griggs 1997
 Dave Grimes 1970-71
 Carl Gromek 1968-70
 Greg Gromek 1968-71
 Brett Groves 1998
 Johnny Grubb 1970
 Randy Guemple 1972-73
 Jim Gurzynski 1968-69

—H—

Dan Haddock 1979
 Bill Hammond 1964-66
 Art Haney 1963
 Dave Hanselman 1984
 Don Harbaugh 1969-71
 Jeff Hardy 1976-77
 Todd Harrell 1993-94
 Bryan Harris 1991-93
 Dee Harris 1976
 Ed Harris 1967-68
 Dean Harrison 1988-90
 Rick Hatcher 1979-81
 Tim Hatcher 1980
 Chuck Hawkins 1965-66
 Mark Haynes 1952-54
 John Hearn 1966-68
 Phil Hearn 1966
 Eric Heath 1998
 Ken Heath 1984
 George Hehemann 1953-56
 Jim Helm 1966-68
 Terry Henderson 1997-98



Link Jarrett

Carlee Hendrix 1954-57
 Clint Hendry 1993
 Tom Henson 1969-71
 Joel Hicks 1976-77
 Chris Hitt 1995
 Ron Herring 1973-74
 Wm. Higginbothom 1953-54
 Windle Higginbothom 1974-75
 Jeff Hill 1967-69
 Lance Hitchcock 1966-68
 Randy Hodges 1992-95
 Jeff Hogan 1967-69
 Jerry Hohne 1959
 Rick Holloway 1978-79
 Maury Hopkins 1964-66
 Bill Horne 1973-74
 Bill Howell 1961
 Chuck Howell 1994-97
 Ed Howell 1964-66
 Martin Howell 1962-63
 Dick Howser 1955-58
 Ed Howser 1980-81
 Jason Hubbard 1998
 Bob Hudson 1954-55
 Scott Hudson 1997
 Bruce Huff 1976-79
 Gary Huff 1971-73
 Ken Huff 1978-81
 Philip Hunt 1955
 George Hutchinson 1961
 Rich Hutchinson 1965

—I-J—

Vince Insogna 1984
 John Jane 1961
 Ken Jarabeck 1978
 Lincoln Jarrett 1962-63
 Link Jarrett 1991-94
 Karl Jernigan 1998
 Barry Johnson 1988-89
 Jay Johnson 1962-64
 Jay Johnson 1979
 Jonathan Johnson 1993-95
 Larry Johnson 1962-64
 Gordon Johnston 1961
 Greg Jones 1976-78
 Jimmy Jones 1982-85
 Larry Jones 1974-77
 Bob Jordan 1966
 Bob Jordan 1974
 Grady Jordan 1992-93



Doug Little

—K—

Randy Kaiser	1974
Danny Kanell	1993
Doug Kasimer	1969-71
Jim Kaufman	1954-55
Jay Keeler	1980-82
Clyde Keller	1988-89
Mike Kelley	1974-75
Bob Kellogg	1974-75
David Kelly	1998
Terry Kennedy	1975-77
Fred Kenney	1957-58
Keith Kidd	1985-86
Ricky Kimball	1988-91
John Keith	1969-71
Ron Kims	1953
John King	1959
Jeremiah Klosterman	1996-98
Dale Koch	1958-59
John Kolb	1981
Curt Kole	1975
Dru Kosco	1984-85
Steve Kovensky	1986-87
Charlie Krausche	1961
Robert Kull	1963-65


—L—

Mark Lacy	1981-82
Ernie Langford	1957-60
Rick Langford	1973
Bill Langston	1967
Gary Lawrence	1965-66
Mike Leber	1971-72
David Ledbetter	1982
Jeff A. Ledbetter	1982-84
Jeff S. Ledbetter	1979-82
Larry Lee	1973
Mike Lee	1986
Greg Lewis	1982
Jimmy Lewis	1991
Richie Lewis	1985-87
Ronald Lewis	1987-88
Loren Levy	1982-84
Carlos Lezcano	1974-77
John LiBrandi	1972-73
Joe Licata	1981
Tony Liebsack	1991-92
Doug Little	1983-86
Woody Litwhiler	1962-64
LaWhit Lizzmore	1991-92
Ed Lockhart	1950-53
Brad Long	1977-78
Charlie Long	1961
Max Long	1953-56
Mickey Lopez	1993-95
George Lott	1968-69


Mike Loynd	1983-86
Jose Lugo	1974
Jim Lytle	1966-67
Keith Lytle	1989

—M—

Bob Madison	1960-61
Rick Madison	1961
Marty Maier	1973-74
Eric Mangham	1984-86
Harold Mangin	1961-62
Tom Manley	1989
Ed Mann	1953
David Marano	1978
T.R. Marcinczyk	1993
Mike Martin	1965-66
Mike Martin, Jr.	1993-95
Neil Martin	1965-66
Lionel Martinez	1980-81
Steve Marks	1964-66
Jose Marzan	1984-87
John Mason	1967
Steve Mastin	1968
Jim Mathers	1966
Lonnie Mathis	1969
Floyd Matthews	1969
Bob Mayer	1974-76
Henry Mayfield	1996-98
Jim McArdle	1976-77
Clyde McBride	1963
Monty McBride	1964-65
Owen McCarron	1958
Chad McClellan	1986
Shawn McCorkel	1997-98
Gene McCormick	1957-60
Kevin McCray	1992-93
Jim McCune	1964-65
Blane McDonald	1978-79
Jon McDonald	1998
Rick McGlone	1974-77
Joe McKinney	1965-66
John McKnight	1977
Mike McLeod	1975-77
Dale McMahan	1966
John McNeese	1991
Charles McQuaig	1993-94
Barry McQueen	1971
Ray McShane	1960-62
Wayne Mears	1975
Bob Merry	1953
Ron Mewbourne	1965-67
Doug Mientkiewicz	1993-95
Jim Miller	1976-77
Tim Miller	1994
Billy "Cooter" Mills	1951-54



Mickey Lopez



Eduardo Perez

Don Milner	1978-79
Bart Mitchell	1982-84
Dave Moates	1969
Dave Mobley	1976-79
Orson Mobley	1982
Dave Morano	1978
Jack Morgan	1953
Steve "Scooby" Morgan	1993-96
Todd Morgan	1982-84
Al Moreya	1983
Jeremy Morris	1994-97
Rick Moss	1970-71
Mitch Moyer	1975
Ty Mueller	1989, 91-93
Don Murray	1963-65

—N—

John Nedeau	1990-93
Steve Nedeau	1994-96
Tim Nedin	1989
Oscar Negron	1975
Stephen Neill	1996
Carl Nelson	1957-60
Harvey Nemeroff	1974-75
Roger Nettles	1967
John Nicholas	1975-76
Dave Nichols	1971-72
Dick Nichols	1968-70
Joe Nichols	1976-79
Gary Nichols	1963-65
Jerry Nielsen	1987-88
Jack Niles	1993-94
Randy Niles	1995-97
Klyné Nowlin	1951-53
Danny O'Brien	1973-75
Phil Olson	1993-95
Steve Oppenheim	1972
Par Osburn	1970
George Otero	1998
Danny Owen	1975-76

—P—

Joe Pacetti	1985
Gary Painter	1989-90
Bert Palmer	1953
Keith Parenteau	1980
Brad Parker	1988-90
Derek Parker	1979
Craig Patterson	1978-79
Ray Pearson	1953
Ed Peres	1972-73
Eduardo Perez	1989-91
Jerry Philip	1957-58
Tim Phillips	1980-82
Chris Pinder	1984
Charlie Pinkermann	1956-59
Keith Pitchford	1962-63


Bruce Pollack 1967
 Chris Pollack 1986-87
 Ed Porcelli 1986-87
 Tim Porter 1969-70
 Lynn Powell 1963
 Dave Price 1970-72
 Dave Price 1972-73
 Brad Prior 1976
 Scott Proctor 1996-98

—R—

Craig Ramsey 1976-79
 Cliff Ranew 1964-65
 Rocky Rau 1989-90
 Derek Reams 1993
 Bob Reboin 1989
 Jim Reed 1964-65
 Jody Reed 1983-84
 Ray Revak 1984-85
 Dave Rhino 1982
 Marty Rice 1971-74
 Mike Riebling 1967-69
 Justin Rigney 1992
 Kevin Riggsby 1978
 Rim Riley 1978-79
 Dan Roatche 1969-72
 Chris Roberts 1990-92
 Pete Roberts 1967
 Clay Robertson 1987
 Kenny Robinson 1991
 Matt Robinson 1982-83
 Charlie Rodgers 1957-60
 Carlos Rodriguez 1975
 John Rombough 1994
 Marc Ronan 1988-90
 Tom Rosa 1972-73
 Hank Ross 1959
 Jack Ross 1960-62
 Larry Rothschild 1974
 George Roundtree 1962-64
 Mike Rudi 1987-88
 Jim Rushworth 1992

—S—

Harry Saferight 1970-71
 Rick Saffel 1979
 Tom Sailor 1982
 Jeremy Salazar 1995-98
 Chuck Sanders 1952-53
 Deion Sanders 1987-88
 Jerry Santos 1988-89
 Pete Sarron 1965-66
 Craig Saxner 1985-86
 Bill Saunders 1976
 Mac Scarce 1970-71
 Mike Scarce 1971-72
 Glayden Schafer 1953
 Jim Scheller 1969-70




Mac Scarce

Ed Schneider 1980-81
 Mike Schmitz 1993
 Greg Schnure 1968-70
 Scott Schroeffel 1993
 Jim Seevers 1955
 Brian Senior 1995-96
 Nandy Serrano 1991-92
 John Sheppard 1957-58
 Bob Sherman 1961
 Tim Sherrill 1972-73
 Buddy Shaw 1983
 Chad Sheffer 1993
 Ken Shimchak 1977-79
 Gordon Shirah 1954-56
 Jamey Shouppe 1981-82
 Bob Shupack 1953
 Howard Siegle 1974
 Herb Sikes 1969-72
 Ken Silvestri 1971-72
 Bob Skala 1953
 Ross Skelton 1968
 Craig Skok 1968-69
 Mike Skoutelakis 1987
 Mike Slade 1969-72
 Ken Sloan 1966
 Frank Slusser 1956-58
 David Smalley 1980-83
 Mike Smalley 1998
 Dwight Smith 1961-63
 Jackie Smith 1976-77
 Ken Smith 1985
 Kevin Smith 1985
 Roger Smith 1972-73
 Rick Snyder 1971-73
 Tom Snyder 1982
 David Sorokowski 1988-89
 Paul Sorrento 1984-86
 Kyle Spitzer 1960-62
 James Spooner 1967
 Gary Sprague 1966
 Geoff Sprague 1996-97
 Ron Spyster 1987
 Bill Stagland 1961
 Matt Stanford 1997
 Richard Steed 1975
 Scott Steinitz 1989
 Darnell Stewart 1966-67
 Kent Stille 1963
 Nick Stocks 1998
 Jack Straub 1953
 Ricky Stuart 1978
 Michael Stubbs 1988
 Len Sullivan 1967
 Marv Stringfellow 1965-67
 Ken Suarez 1963
 Walt Sumner 1968-69
 Bob Sutton 1966
 Harvey Sweeney 1954-56
 Alan Swindle 1980-82
 Ken Sylvestri 1975
 Carl Szymanski 1974

—T-U-V—

Steve Taddeo 1986-87
 Houston Taff 1966
 Jeff Tam 1993
 John Marc Tamayo 1988-90
 Jeff Tandlich 1974
 Bruce Tanner 1981-83
 Buddy Teagle 1960-62
 George Tebbetts 1980
 Steve Tebbetts 1973-75
 Al Thomas 1962-63
 Mike Thomas 1976
 Paul Thomas 1984-87
 Tom Thomas 1966-67
 Jeff Tibbitts 1991
 Mike Tice 1978-79
 Ed Trancygier 1961
 Ronnie Traylor 1978-79



John Wasdin

Doug Treadway 1983-84
 Shawn Troxell 1987
 Steve Tuako 1977
 John Tucker 1961-62
 Gale Tuggle 1955-56
 Jerry Turner 1961
 Fred Twomey 1954-57
 Pat Underhill 1989
 Mike Vasquez 1968-71
 Bob Vaughn 1955-56
 Gary Viero 1976
 Wayne Vincent 1966-68

—W—

Bobby Waits 1954-57
 Doug Walker 1960-61
 Bob Wancica 1959
 John Wannish 1987
 Jim Ward 1965-66
 John Wasdin 1991-93
 Colby Weaver 1992-94
 Jim Weaver 1980
 Ham Wernke 1954-55
 Bill Westendick 1957-60
 Ed West 1976
 Jon Whitacker 1968
 Jimmy White 1960-62
 Chuck Witraker 1967-68
 Chas Widden 1953
 Dick Wiggins 1979-80
 Bob Wilcox 1964-65
 Denny Williams 1972-73
 Laverne Williams 1953
 Bill Williamson 1962-63
 Gary Williamson 1963-64
 Paul Wilson 1992-94
 John Wolfner 1979-80
 Howard Wood 1967
 Willie Woods 1987
 Matt Woodward 1995-98
 Woody Woodward 1962-64
 Bob Wooley 1965-67
 Bob Wynn 1953-54

—X-Y-Z—

Casey Yarbrough 1992
 Ed Yarnell 1966-67
 Mike Yastrzemski 1980-83
 Manny Yglesias 1953
 David Yocum 1994-95
 Jose Zabala 1995-98
 Scott Zech 1994-97
 Greg Zera 1968-71
 Bill Ziegler 1966-67
 Roger Zimmerman 1961
 Tom Zoeller 1983-86
 Al Zyla 1959

SEMINOLES IN THE NCAA CHAMPIONSHIPS

YEAR-BY-YEAR NCAA & CWS RESULTS

UNIVERSITY
FLORIDA STATE

126

1956

NCAA DISTRICT 3 PLAYOFFS GASTONIA, NC

OPPONENT	FSU	OPP	W-L
Duke	2	1	W
Duke	2	4	L
Duke	6	7	L

1957

NCAA DISTRICT 3 PLAYOFFS GASTONIA, NC

Georgia Teachers	5	3	W
Duke	3	2	W
Duke	6	8	L
Duke	4	1	W

COLLEGE WORLD SERIES • OMAHA, NE

Penn State	0	7	L
Connecticut	3	5	L

1958

NCAA DISTRICT 3 PLAYOFFS GASTONIA, NC

George Washington	3	1	W
Florida	1	2	L
Clemson	5	8	L

1959

NCAA DISTRICT 3 PLAYOFFS GASTONIA, NC

George Washington	3	2	W
Clemson	2	24	L
Georgia Tech	16	9	W
Clemson	0	5	L

1961

NCAA DISTRICT 3 PLAYOFFS GASTONIA, NC

West Virginia	3	1	W
Duke	2	7	L
West Virginia	3	4	L

1962

NCAA DISTRICT 3 PLAYOFFS GASTONIA, NC

Florida	0	1	L
West Virginia	6	5	W
Florida	3	1	W
Wake Forest	10	8	W
Wake Forest	3	2	W

COLLEGE WORLD SERIES • OMAHA, NE

Santa Clara	5	1	W
Ithaca	5	4	W
Michigan	7	10	L
Santa Clara	6	11	L

1963

NCAA DISTRICT 3 PLAYOFFS GASTONIA, NC

Auburn	4	3	W
Wake Forest	12	4	W
Wake Forest	5	6	L
Wake Forest	11	5	W

COLLEGE WORLD SERIES • OMAHA, NE

W. Michigan	5	2	W
Arizona	3	4	L
Southern Cal	3	4	L

1965

NCAA DISTRICT 3 PLAYOFFS GASTONIA, NC

Mississippi State	3	6	L
Maryland	7	3	W
Mississippi State	6	2	W
Furman	2	1	W
Furman	7	5	W

COLLEGE WORLD SERIES • OMAHA, NE

Ohio State	1	2	L
Texas	3	2	W
St. Louis	3	5	L

1966

NCAA DISTRICT 3 PLAYOFFS GASTONIA, NC

Mississippi State	3	4	L
East Carolina	6	4	W
Mississippi State	7	0	W
North Carolina	6	5	W
North Carolina	4	6	L

1967

NCAA DISTRICT 3 PLAYOFFS GASTONIA, NC

Clemson	5	3	W
Auburn	3	13	L
Clemson	4	6	L

1968

NCAA DISTRICT 3 PLAYOFFS GASTONIA, NC

East Carolina	1	2	L
Auburn	6	1	W
East Carolina	3	2	W
N. Carolina State	15	12	W
N. Carolina State	1	4	L

1970

NCAA DISTRICT 3 PLAYOFFS GASTONIA, NC

East Carolina	2	0	W
Maryland	10	1	W
Mississippi State	5	4	W

COLLEGE WORLD SERIES • OMAHA, NE

Arizona	4	0	W
Dartmouth	6	0	W
Texas	1	5	L
Ohio	2	0	W
Texas	11	2	W
Southern Cal	1	2	L

FSU IN THE COLLEGE WORLD SERIES

All-Time CWS Record	19-32
Appearances	16
First Appearance	1957
Last Appearance	1998
Top Finish	Second (1986, 1970)
CWS Appearances	1957, 62, 63, 65, 70, 75, 80, 86, 87, 89, 91, 92, 94, 95, 96, 98
Consecutive Appearances	3 (1994-96)

FSU IN THE NCAA PLAYOFFS

All-Time Record (Regional/District 3)	91-46
Appearances	36
First Appearance	1956
Last Appearance	1998
Consecutive Appearances	21 (1978-98)

1972
NCAA DISTRICT 3 PLAYOFFS
GASTONIA, NC

South Alabama	5	6	L
Richmond	10	5	W
Mississippi	3	8	L

1975
NCAA REGIONAL
STARKVILLE, MI

Miami	1	0	W
LSU	4	2	W
Miami	6	5	W

COLLEGE WORLD SERIES • OMAHA, NE

E. Michigan	1	2	L
Seton Hall	0	11	L

1976
NCAA REGIONAL • TALLAHASSEE, FL

Jacksonville	6	1	W
Auburn	1	2	L
Jacksonville	7	9	L

1978
NCAA REGIONAL • MIAMI, FL

Marshall	0	4	L
Miami	2	7	L

1979
NCAA REGIONAL • TALLAHASSEE, FL

Florida	5	9	L
Delaware	6	7	L

1980
NCAA REGIONAL • TALLAHASSEE, FL

New Orleans	10	8	W
Western Kentucky	19	7	W
Western Kentucky	10	5	W

COLLEGE WORLD SERIES • OMAHA, NE

Hawaii	6	7	L
Arizona	3	5	L

1981
NCAA REGIONAL • MIAMI, FL

Florida	5	1	W
Minnesota	9	5	W
Miami	6	14	L
Florida	4	5	L

1982
NCAA REGIONAL • AUSTIN, TX

Eastern Michigan	2	7	L
Ohio State	8	3	W
Oklahoma	5	6	L

1983
NCAA REGIONAL • TALLAHASSEE, FL

South Alabama	8	2	W
Alabama	5	7	L
Miami	5	10	L

1984
NCAA REGIONAL • TALLAHASSEE, FL

Stetson	7	10	L
East Carolina	4	7	L

1985
NCAA REGIONAL • TALLAHASSEE, FL

George Mason	11	0	W
Georgia Tech	9	1	W
Arkansas	6	7	L
Georgia Tech	3	8	L

1986
NCAA REGIONAL • TALLAHASSEE, FL

N. Carolina State	10	6	W
Texas A & M	12	9	W
South Florida	11	7	W

COLLEGE WORLD SERIES • OMAHA, NE

Indiana State	5	3	W
Miami	7	2	W
Arizona	5	9	L
Oklahoma State	6	5	W
Miami	4	3	W
Arizona	2	10	L

1987
NCAA REGIONAL • TALLAHASSEE, FL

East Carolina	10	5	W
Miami	5	2	W
South Alabama	12	3	W
South Alabama	3	6	L
South Alabama	9	2	W

COLLEGE WORLD SERIES • OMAHA, NE

LSU	2	6	L
Arizona State	3	0	W
Texas	4	6	L

1988
NCAA REGIONAL • TALLAHASSEE, FL

Stetson	10	3	W
Tulane	8	6	W
Florida	3	9	L
Stetson	2	7	L

1989
NCAA REGIONAL • TALLAHASSEE, FL

Rider	13	7	W
South Florida	8	1	W
Auburn	7	6	W
Clemson	8	1	W

COLLEGE WORLD SERIES • OMAHA, NE

North Carolina	4	2	W
Wichita State	4	2	W
Wichita State	4	7	L
Wichita State	9	12	L

1990
NCAA REGIONAL • STARKVILLE, MS

Lafayette	7	2	W
Central Michigan	4	2	W
Mississippi State	8	11	L
Illinois	6	4	W
Mississippi State	11	9	W
Mississippi State	3	4	L

1991
NCAA REGIONAL • TALLAHASSEE, FL

Coastal Carolina	6	0	W
Fla. International	6	3	W
Alabama	5	2	W
Alabama	6	5	W

COLLEGE WORLD SERIES • OMAHA, NE

Fresno State	3	6	L
Florida	0	5	L

1992
NCAA REGIONAL • TALLAHASSEE, FL

Western Carolina	0	1	L
Stetson	2	0	W
Kent	4	2	W
Stanford	9	4	W
Western Carolina	4	3	W

Western Carolina	18	3	W
------------------	----	---	---

COLLEGE WORLD SERIES • OMAHA, NE

Cal. State-Fullerton	2	7	L
California	5	4	W
Cal. State-Fullerton	0	6	L

1993
NCAA REGIONAL • TALLAHASSEE, FL

South Florida	4	2	W
Notre Dame	4	3	W
Long Beach State	1	4	L
Notre Dame	3	4	L

1994
NCAA REGIONAL • TALLAHASSEE, FL

Central Michigan	8	6	W
Jacksonville	5	1	W
Jacksonville	5	1	W
Brigham Young	7	1	W

COLLEGE WORLD SERIES • OMAHA, NE

LSU	6	3	W
Georgia Tech	4	12	L
Cal. State-Fullerton	3	10	L

1995
NCAA REGIONAL • TALLAHASSEE, FL

Troy State	18	3	W
South Alabama	7	2	W
Old Dominion	7	2	W
Mississippi	13	1	W

COLLEGE WORLD SERIES • OMAHA, NE

Oklahoma	3	2	W
Miami	2	4	L
Southern Cal	11	16	L

1996
WEST REGIONAL • STANFORD, CA

NE Illinois	W	16	0
UC-Santa Barbara	W	10	1
Stanford	W	5	4
Cal State-Northridge	W	9	2

COLLEGE WORLD SERIES • OMAHA, NE

Florida	L	2	5
Wichita State	W	8	4
Florida	L	3	6

1997
NCAA EAST REGIONAL • TALLAHASSEE, FL

Marist	W	4	2
Central Florida	W	16	2
Auburn	L	7	8
South Florida	W	6	5
Auburn	W	9	7
Auburn	L	2	5

1998
NCAA ATLANTIC II REGIONAL • TALLAHASSEE, FL

Liberty University	W	10	7
Delaware	W	27	6
Oklahoma	W	23	2
Auburn	W	16	10

COLLEGE WORLD SERIES • OMAHA, NE

Arizona State	L	10	11
Long Beach State	L	4	7

ALL-TIME COACHING RECORDS



**CHARLIE
ARMSTRONG**
(1948-51)

YEAR	W-L-T	PCT.
1948	9-8-0	.529
1949	11-8-0	.579
1950	13-7-0	.650
1951	16-6-0	.727
TOTALS	49-29-0	.628



**FRED
HATFIELD**
(1964-68)

1964	23-13-0	.639
1965	32-11-1	.739
1966	39-13-0	.750
1967	32-14-0	.696
1968	35-6-0	.854
TOTALS	161-57-1	.737



Dick Howser's jersey #34 is the only retired number in Seminole baseball history.



**DICK
HOWSER**
(1979)


1979	43-17-1	.713
------	---------	------

UNIVERSITY




**RALPH
MATHERLY**
(1952-54)

1952	17-4-0	.810
1953	13-10-1	.563
1954	13-8-0	.619
TOTALS	43-22-1	.659



**JACK
STALLINGS**
(1969-74)

1969	38-13-1	.726
1970	49-9-1	.839
1971	41-16-0	.719
1972	45-23-0	.662
1973	38-21-0	.644
1974	37-25-0	.597
TOTALS	248-107-2	.697



**MIKE
MARTIN**
(1980-present)

1980	51-12-0	.810
1981	56-23-0	.709
1982	56-17-1	.764
1983	55-18-1	.750
1984	55-29-0	.655
1985	59-23-0	.720
1986	61-13-0	.824
1987	55-18-0	.753
1988	50-18-1	.714
1989	54-18-0	.750
1990	57-15-0	.792
1991	57-14-0	.803
1992	49-21-0	.700
1993	46-19-0	.708
1994	53-22-0	.707
1995	53-16-0	.768
1996	52-17-0	.754
1997	50-17-0	.746
1998	53-20-0	.726
TOTALS	1,022-350-3	.744

128
FLORIDA STATE



**DANNY
LITWHILER**
(1955-63)

1955	17-6-0	.739
1956	25-7-0	.781
1957	22-9-0	.710
1958	20-7-0	.741
1959	22-11-0	.667
1960	13-9-0	.591
1961	21-7-0	.750
1962	23-14-0	.622
1963	26-13-0	.667
TOTALS	189-82-0	.697



**WOODY
WOODWARD**
(1975-78)

1975	49-10-0	.831
1976	40-16-0	.714
1977	37-13-0	.740
1978	44-18-0	.710
TOTALS	170-57-0	.7488



PEDRO GRIFOL
C — 1989



RICKY KIMBALL
RHP — 1990



CHRIS ROBERTS
OF/LHP — 1991



TIM DAVIS
LHP — 1992

FLORIDA STATE & TEAM USA

OVER THE PAST SEVERAL YEARS, FLORIDA STATE PLAYERS HAVE BECOME REGULARS ON TEAM USA ROSTERS. TWELVE RECENT SEMINOLES HAVE REPRESENTED THE UNITED STATES AND FLORIDA STATE UNIVERSITY ALL OVER THE GLOBE. IN 1998, JON McDONALD AND NICK STOCKS COMPETED IN THE WORLD CHAMPIONSHIPS IN ITALY FOR TEAM USA.


1999 SEMINOLE

129

BASEBALL



MIKE MARTIN
C — 1993



PAUL WILSON
RHP — 1993




JONATHAN JOHNSON
RHP — 1994



DOUG MIENTKIEWICZ
1B — 1994




PHIL OLSON
RHP — 1994



J.D. DREW
OF — 1996



JON McDONALD
RHP — 1998



NICK STOCKS
RHP — 1998

- 1998—
 J.D. Drew St. Louis
 Scott Proctor Los Angeles
 Jeremy Salazar Philadelphia
 Matt Woodward Seattle
 Brian Cox Atlanta
- 1997—
 J.D. Drew Philadelphia
 Randy Choate New York (AL)
 Jeremy Morris New York (AL)
 Scott Zech Montreal
 Randy Niles Oakland
 Matt Woodward Seattle
- 1996—
 Adam Faurot Milwaukee
 Mike Davis New York (NL)
- 1995—
 Jonathan Johnson Texas
 David Yocum Los Angeles
 Doug Mientkiewicz Minnesota
 Mike Martin, Jr. San Diego
 Mickey Lopez Milwaukee
 Charlie Cruz Atlanta
 Mike Bell Montreal
 Phil Olson New York (NL)
 Randy Hodges Atlanta
- 1994—
 Paul Wilson New York (NL)
 Link Jarrett Colorado
 Colby Weaver Atlanta
 Jack Niles New York (NL)
- 1993—
 John Wasdin Oakland
 Mike Schmitz New York (AL)
 Bryan Harris California
 John Nedeau California
 Jeff Tam New York (NL)
- 1992—
 Chris Roberts New York (NL)
 Kenny Felder Milwaukee
 Roger Bailey Colorado
 Tim Davis Seattle
 Chris Brock Atlanta
 Nandy Serrano California
 Jim Rushworth Montreal

- 1991—
 Garrett Blanton St. Louis
 Pedro Grifol Minnesota
 Ricky Kimball Oakland
 Jimmy Lewis Houston
 Eduardo Perez California
 Kenny Robinson Toronto
- 1990—
 Rob Bargas Montreal*
 Mike Brady Los Angeles
 Matt Dunbar New York (AL)
 Gar Finnold Boston
 Brad Gregory California*
 Gary Painter Boston
 Marc Ronan St. Louis

- Steve Taddeo New York (AL)
 John Wanish Los Angeles
- 1986—
 Eric Mangham Los Angeles
 Paul Sorrento California
 Luis Alicea St. Louis
 Bien Figueroa St. Louis
 Doug Little Chicago (AL)
 Mike Loynd Texas
- 1985—
 Frank Fazzini Milwaukee
 Kevin Smith Houston
 Steve Gelmine Houston

SEMINOLES IN THE PROS

- 1989—
 Clyde Keller St. Louis
 Tim Nedin Minnesota
- 1988—
 Edwin Alicea Atlanta
 Barry Blackwell Cleveland
 Rod Byerly Pittsburgh
 Bret Davis Montreal
 Jerry Nielsen New York (AL)
 Deion Sanders New York (AL)
- 1987—
 Rafael Bournigal Los Angeles
 Ed Fulton St. Louis
 Richie Lewis Montreal
 Jose Marzan Minnesota
 Chris Pollack Montreal

- 1984—
 Jody Reed Boston
 Jeff Gray Philadelphia
 Doug Treadway Los Angeles
- 1983—
 Bruce Tanner Chicago (AL)
 David Smalley New York (AL)
 Mike Yastrzemski Atlanta
 Tony Blasucci Pittsburgh
 Mark Barineau Cleveland
- 1982—
 Jeff Ledbetter Boston
 Chris Cawthon Cleveland
 Jay Keeler Cleveland
 Tim Phillips Toronto
 Jamey Shouppe Houston
 Allen Swindle Cincinnati
- 1981—
 Mike Fuentes Montreal
 Clem Freeman Cincinnati

FSU'S FIRST ROUND DRAFT CHOICES

PLAYER, POSITION	YEAR DRAFTED	TEAM
Jim Lyttle, OF	1966	New York (AL)
Tom Cook, C	1968	Oakland
Terry Kennedy, C	1977	St. Louis
Jeff Ledbetter, OF	1982	Boston
Luis Alicea, 2B	1986	St. Louis
Eduardo Perez, 1B/OF	1991	California
Chris Roberts, P/OF	1992	New York (NL)
Kenny Felder, OF	1992	Milwaukee
John Wasdin, P	1993	Oakland
Paul Wilson, P	1994	New York (NL)
Jonathan Johnson, P	1995	Texas
David Yocum, P	1995	Los Angeles
J.D. Drew, OF	1997	Philadelphia
J.D. Drew, OF	1998	St. Louis

Rick Hatcher Atlanta
 Joe Licata New York (AL)
 Ed Schneider Toronto

—1980—

Ken Smith New York (AL)
 Jim Weaver Minnesota

—1979—

Craig Patterson Kansas City
 Joe Nichols Montreal
 Rick Holloway Oakland

—1978—

Blane McDonald Atlanta
 Mark Gilbert Chicago (AL)
 Brooks Carey Baltimore
 Bob Benda Detroit

—1977—

Guillermo Bonilla Cleveland
 Ben Curry Cleveland
 Larry Jones Baltimore
 Terry Kennedy St. Louis
 Carlos Lezcano Chicago (NL)
 Jim McArdle Cincinnati
 Rick McGlone Kansas City
 Mike McLeod New York (AL)
 Jackie Smith Chicago (AL)
 Joel Hicks Chicago (AL)

—1976—

Craig Eaton Kansas City
 Jeff Hardy Chicago (AL)
 Bob Mayer Cincinnati

—1975—

Jim Busby Pittsburgh
 Randy Davidson Cincinnati
 Danny O'Brien St. Louis
 Larry Rothschild Cincinnati
 Steve Tebbetts Cincinnati

—1974—

Ron Herring Montreal

Marty Maier Kansas City

—1973—

John Librandi Pittsburgh
 Rick Colzie Cincinnati
 Roger Smith California
 Rick Snyder Minnesota
 Rick Langford Kansas City

—1972—

Dave Nichols Minnesota
 Dan Roatche Boston
 Herb Sykes St. Louis

—1971—

Ron Cash Detroit
 Al Cleveland Detroit
 Greg Gromek Detroit
 Mike Leber Boston
 Harry Saferight Philadelphia
 Mac Scarce Philadelphia

—1970—

Gene Ammann Milwaukee
 John Grubb San Diego
 Tom Henson Cincinnati

Dick Nichols Boston
 Mike Slade Texas
 Pat Osburn Cincinnati

—1969—

Mike Easom Montreal
 Jim Gurzynski Los Angeles
 Chuck Hines Pittsburgh
 Jeff Hogan Detroit
 George Lott Montreal
 Dave Moates Texas
 Craig Skok Boston
 Dick Gold Chicago (AL)
 Chuck Cone San Diego


—1968—

Tom Cook Oakland
 Steve Mastin Oakland
 Wayne Vincent Seattle
 LaDon Boyd Oakland


—1966—

Jim Lyttle New York (AL)
 Gary Sprague Cleveland
 Eddie Howell Kansas City
 Dick Fernandez Kansas City
 Randy Brown California
 Pete Sarron Cleveland
 Mike Martin New York (NL)
 Maury Hopkins New York (NL)

**Drafted by independent minor league team first, then picked up by team listed.*



Jeff Tam



J.D. Drew

FLORIDA STATE MAJOR LEAGUERS

DICK HOWSER

B-R • T-L • Pre-draft • Debut: 4/11/1961

YEAR	TM-L	G	AB	R	H	HR	RBI	AVG	OBP	SLG	SB	CS
1961	KC-A	158	611	108	171	3	45	.280	.379	.362	37	9
1962	KC-A	83	286	53	68	6	34	.238	.329	.350	19	2
1963	KC-A	15	41	4	8	0	1	.195	.313	.195	0	0
1963	Cle-A	49	162	25	40	1	10	.247	.337	.296	9	3
1964	Cle-A	162	637	101	162	3	52	.256	.337	.319	20	7
1965	Cle-A	107	307	47	72	1	6	.235	.356	.283	17	4
1966	Cle-A	67	140	18	32	2	4	.229	.303	.350	2	4
1967	NY-A	63	149	18	40	0	10	.268	.381	.309	1	4
1968	NY-A	85	150	24	23	0	3	.153	.321	.180	0	1
Total		789	2483	398	617	16	165	.248	.348	.318	105	34

NOTES: 1961 AL TSN Rookie of the Year • Lifetime .544 (507-425) winning percentage as a manager • Managed 1978 New York Yankees to A.L. East Title • Led Kansas City to 1981, 1984 AL West title and the 1985 World Championship • Managed 1986 American League All-Star Team

KEN SUAREZ

B-R • T-R • Pre-draft • Debut: 4/14/1966

YEAR	TM-L	G	AB	R	H	HR	RBI	AVG	OBP	SLG	SB	CS
1966	KC-A	35	69	5	10	0	2	.145	.298	.174	2	0
1967	KC-A	39	63	7	15	2	9	.238	.392	.413	1	0
1968	Cle-A	17	10	1	1	0	0	.100	.182	.100	0	0
1969	Cle-A	36	85	7	25	1	9	.294	.400	.300	1	0
1971	Cle-A	50	123	10	25	1	9	.203	.315	.285	0	1
1972	Tex-A	25	33	2	5	0	4	.152	.176	.182	0	0
1973	Tex-A	93	278	25	69	1	27	.248	.339	.299	1	2
7	Total	295	661	57	150	5	60	.227	.334	.277	5	3

WOODY WOODWARD

B-R • T-R • Pre-draft • Debut: 9/9/1963

YEAR	TM-L	G	AB	R	H	HR	RBI	AVG	OBP	SLG	SB	CS
1963	Mil-N	10	35	1	1	0	0	.000	.000	.000	0	0
1964	Mil-N	77	115	18	24	0	11	.209	.260	.243	0	1
1965	Mil-N	112	265	17	55	0	11	.208	.236	.264	2	2
1966	Atl-N	144	455	46	120	0	43	.264	.325	.327	2	2
1967	Atl-N	136	429	30	97	0	25	.226	.289	.270	0	6
1968	Atl-N	12	24	2	4	0	1	.167	.200	.208	1	0
1968	Cin-N	56	119	13	29	0	10	.244	.297	.261	1	0
1969	Cin-N	97	241	36	63	0	15	.261	.333	.311	3	2
1970	Cin-N	100	264	23	59	1	14	.223	.283	.288	1	2
1971	Cin-N	136	273	22	66	0	18	.242	.310	.282	4	0
9	Total	880	2187	208	517	1	148	.236	.295	.287	14	15

NOTES: Led NL second basemen in fielding percentage in 1965 • General Manager of New York Yankees 1986-1987 • Current General Manager of the Seattle Mariners

JIM LYTTLE

B-L • T-R • Drafted 1966 • Debut: 5/17/1969

YEAR	TM-L	G	AB	R	H	HR	RBI	AVG	OBP	SLG	SB	CS
1969	NY-A	28	83	7	15	0	4	.181	.218	.229	1	2
1970	NY-A	87	126	20	39	3	14	.310	.360	.452	3	1
1971	NY-A	49	86	7	17	1	7	.198	.274	.291	0	2
1972	Chi-A	44	82	8	19	0	5	.232	.241	.341	0	1
1973	Mon-N	49	116	12	30	4	19	.259	.312	.422	0	2
1974	Mon-N	25	9	1	3	0	2	.333	.400	.333	0	0
1975	Mon-N	44	55	7	15	0	6	.273	.412	.345	0	1
1976	Mon-N	42	85	6	23	1	8	.271	.326	.376	0	0
1976	LA-N	23	68	3	15	0	5	.221	.303	.265	0	1
8	Total	391	710	71	176	9	70	.248	.308	.352	4	15

NOTES: Played professional baseball in Japan between 1977-1983

DAVE MOATES

B-L • T-L • Drafted 1969 • Debut: 9/21/1974

YEAR	TM-L	G	AB	R	H	HR	RBI	AVG	OBP	SLG	SB	CS
1974	Tex-A	1	0	0	0	0	0	—	—	—	0	0
1975	Tex-A	54	175	21	48	3	14	.274	.324	.377	9	2
1976	Tex-A	85	137	21	33	0	13	.241	.297	.307	6	3
3	Total	140	312	42	81	3	27	.260	.313	.346	15	5

JOHN GRUBB

B-L • T-R • Drafted 1970 • Debut: 9/10/1972

YEAR	TM-L	G	AB	R	H	HR	RBI	AVG	OBP	SLG	SB	CS
1972	SD-N	7	21	4	7	0	1	.333	.364	.476	0	1
1973	SD-N	113	389	52	121	8	37	.311	.374	.445	9	3
1974	SD-N	140	444	53	127	8	42	.286	.358	.403	4	0
1975	SD-N	144	553	72	149	4	38	.269	.345	.363	2	7
1976	SD-N	109	384	54	109	5	27	.284	.393	.385	1	2
1977	Cle-A	34	93	8	28	2	14	.301	.425	.462	0	3
1978	Cle-A	113	378	54	100	14	61	.265	.367	.450	5	1
1978	Tex-A	21	33	8	13	1	6	.394	.545	.576	1	1
1979	Tex-A	102	289	42	79	10	37	.273	.352	.426	2	4
1980	Tex-A	110	274	40	76	9	32	.277	.377	.427	2	3
1981	Tex-A	67	199	26	46	3	26	.231	.317	.332	0	3
1982	Tex-A	103	308	35	86	3	26	.279	.371	.370	0	3
1983	Det-A	57	134	20	34	4	22	.254	.390	.410	0	0
1984	Det-A	86	176	25	47	8	17	.267	.397	.432	1	0
1985	Det-A	78	155	19	38	5	25	.245	.350	.400	0	1
1986	Det-A	81	210	32	70	13	51	.333	.417	.590	0	1
1987	Det-A	59	114	9	23	2	13	.202	.295	.307	0	0
16	Total	1424	4154	553	1153	99	475	.278	.369	.413	27	33

NOTES: NL All-star in 1974 • Set San Diego Club doubles record in 1975 • Hit GWRBI in game 2 of 1984 ALCS

PAT OSBURN

B-L • T-R • Drafted 1970 • Debut: 4/13/1974

YEAR	TM-L	G	W	L	PCT	ERA	IP	H	BB	SO	4	4
1974	Cin-N	6	0	0	0	X	8.00	9	11	4	4	4
1975	Mil-A	6	0	1	.000	5.40	11.2	19	9	1	1	1
2	Total	12	0	1	.000	6.53	20.2	30	13	5	5	5

RON CASH

B-R • T-R • Drafted 1971 • Debut: 9/4/1973

YEAR	TM-L	G	AB	R	H	HR	RBI	AVG	OBP	SLG	SB	CS
1973	Det-A	14	39	8	16	0	6	.410	.477	.487	0	0
1974	Det-A	20	62	6	14	0	5	.226	.226	.258	0	1
2	Total	34	101	14	30	0	11	.297	.330	.347	0	1

MAC SCARCE

B-R • T-R • Drafted 1971 • Debut: 11/4/72

YEAR	TM-L	G	W	L	PCT	ERA	IP	BB	SO	SV
1972	Phi-N	31	1	2	.333	3.44	36.2	20	40	4
1973	Phi-N	52	1	8	.111	2.42	70.2	47	57	12
1974	Phi-N	58	3	8	.273	5.01	70	35	50	5
1975	NY-N	1	0	0	—	0.00	0	0	0	0
1976	Min-A	17	1	1	.500	3.94	32	15	17	0
5	Total	159	6	19	.240	3.70	209.1	192	164	21

RICK LANGFORD

B-R • T-R • Drafted 1973 • Debut: 6/13/1976

YEAR	TM-L	G	W	L	PCT	ERA	IP	H	BB	SO
1976	Pit-N	12	0	1	.000	6.26	23	27	14	17
1977	Oak-A	37	9	19	.296	4.02	208.1	223	73	141
1978	Oak-A	37	7	13	.350	3.43	175.2	169	56	92
1979	Oak-A	34	12	16	.429	4.28	218.2	233	57	101
1980	Oak-A	35	19	12	.613	3.26	290	276	64	102
1981	Oak-A	24	12	10	.545	2.99	195.1	190	58	84
1982	Oak-A	32	11	16	.407	4.21	237.1	265	49	79
1983	Oak-A	7	0	4	.000	12.15	20	43	10	2
1984	Oak-A	3	0	0	—	8.31	8.2	15	2	2
1985	Oak-A	23	3	9	.275	3.51	59	60	15	21
1986	Oak-A	16	1	10	.091	7.36	55	69	18	30
11	Total	260	73	106	.408	4.01	1491	1570	416	671

NOTES: Led AL with 290 IP in 1980 • Led AL in CG in 1980 (28) and 1981 (18) • Set AL Record for most chances without an error (230).

LARRY ROTHSCHILD

B-L • T-R • Drafted 1975 • Debut: 9/11/1981

YEAR	TM-L	G	W	L	PCT	ERA	IP	H	BB	SO
1981	Det-A	5	0	0	—	1.59	5.2	4	6	1
1982	Det-A	2	0	0	—	13.50	2.2	4	2	0
2	Total	7	0	0	—	5.4	8.1	8	8	1

JUAN BONILLA

B-R • T-R • Drafted 1977 • Debut: 4/9/1981

YR	TM-L	G	AB	R	H	HR	RBI	AVG	OBP	SLG	SB	CS
1981	SD-N	99	369	30	107	1	25	.290	.338	.344	4	9
1982	SD-N	45	182	21	51	0	8	.280	.325	.35	0	1
1983	SD-N	152	556	55	132	4	45	.237	.304	.304	3	0
1985	NY-A	8	16	0	2	0	2	.125	.125	.188	0	0
1986	Bal-A	102	284	33	69	1	18	.243	.311	.296	0	0
1987	NY-A	23	55	6	14	1	3	.255	.317	.364	0	0
6	Total	429	1462	145	375	7	101	.256	.315	.317	7	10

TERRY KENNEDY

B-L • T-R • Drafted 1977 • Debut: 9/4/1978

YEAR	TM-L	G	AB	R	H	HR	RBI	AVG	OBP	SLG	SB	CS
1978	StL-N	10	29	0	5	0	2	.172	.273	.172	0	0
1979	StL-N	33	109	11	31	2	17	.284	.319	.404	0	0
1980	StL-N	84	248	28	63	4	34	.254	.325	.375	0	0
1981	SD-N	101	382	32	115	2	41	.301	.341	.385	0	2
1982	SD-N	153	562	75	166	21	97	.295	.328	.486	1	0
1983	SD-N	149	549	47	156	17	98	.284	.342	.434	1	3
1984	SD-N	148	530	54	127	14	57	.240	.284	.353	1	2
1985	SD-N	143	532	54	139	10	74	.261	.301	.372	0	0
1986	SD-N	141	432	46	114	12	57	.264	.324	.403	0	3
1987	Bal-A	143	512	51	128	18	62	.250	.299	.385	1	0
1988	Bal-A	85	265	20	60	3	16	.226	.269	.298	0	0
1989	SP-N	125	355	19	85	5	34	.239	.306	.324	1	3
1990	SP-N	107	303	25	84	2	26	.277	.342	.370	1	2
1991	SP-N	69	171	12	40	3	13	.234	.283	.339	0	0
14	Total	1491	4979	474	1313	113	628	.264	.314	.386	6	15

NOTES: NL All-Star in 1981, 1983, 1985 • AL All-Star in 1987 • Member of NL Championship teams in 1984 and 1989

BRUCE TANNER

B-L • T-R • Drafted 1983 • Debut: 6/12/1985

YEAR	TM-L	G	W	L	PCT	ERA	IP	H	BB	SO
1985	Chi-A	10	1	2	.333	5.33	27	34	13	9
1	Total	10	1	2	.333	5.33	27	34	13	9

JEFF GRAY

B-R • T-R • Drafted 1984 • Debut: 6/21/1988

YEAR	TM-L	G	W	L	PCT	ERA	IP	H	BB	SO	SV
1988	Cin-N	5	0	0	—	3.86	9.1	12	4	5	0
1989	Bos-A	41	2	4	.333	4.44	50.2	53	15	50	9
1990	Bos-A	50	2	3	.400	2.34	61.2	39	10	41	1
3	Total	96	4	7	.364	3.33	121.2	104	29	96	10

JODY REED

B-R • T-R • Drafted 1984 • Debut: 9/12/1987

YEAR	TM-L	G	AB	R	H	HR	RBI	AVG	OBP	SLG	SB	CS
1987	Bos-A	9	30	4	9	0	8	.300	.382	.400	1	1
1988	Bos-A	109	338	60	99	1	28	.293	.382	.376	1	3
1989	Bos-A	146	524	76	151	3	40	.288	.379	.393	4	5
1990	Bos-A	155	598	70	173	5	51	.289	.372	.390	4	4
1991	Bos-A	153	618	87	175	5	60	.283	.350	.382	6	5
1992	Bos-A	143	550	64	136	3	40	.247	.324	.316	7	8
1993	LA-N	132	445	48	123	2	31	.276	.335	.346	1	3
1994	Mil-A	108	399	48	108	2	37	.271	.365	.341	5	4
1995	SD-N	131	445	58	114	4	40	.256	.350	.328	6	4
1996	SD-N	146	495	45	121	2	49	.244	.329	.297	2	5
1997	Det-A	52	112	6	22	0	8	.196	.278	.214	3	2
11	Total	1284	4554	556	1231	27	392	.270	.349	.350	40	44

NOTES: Finished 3rd in 1988 AL Rookie of the Year voting • Shares major league record for most doubles in an inning (2)

PAUL SORRENTO

B-L • T-R • Drafted 1986 • Debut: 9/18/1989

YEAR	TM-L	G	AB	R	H	HR	RBI	AVG	OBP	SLG	SB	CS
1989	Min-A	14	21	2	5	0	1	.238	.370	.238	0	0
1990	Min-A	41	121	11	25	5	13	.207	.281	.380	1	1
1991	Min-A	26	47	6	12	4	13	.255	.314	.553	0	0
1992	Cle-A	140	458	52	123	18	60	.269	.343	.443	0	3
1993	Cle-A	148	463	75	119	18	65	.257	.342	.434	3	1
1994	Cle-A	95	322	43	90	14	62	.280	.348	.453	0	1
1995	Cle-A	104	323	50	76	25	79	.235	.340	.511	1	1
1996	Sea-A	143	471	67	136	23	93	.289	.374	.507	0	2
1997	Sea-A	145	456	68	122	31	80	.268	.342	.511	0	2
1998	TB-A	137	435	40	98	17	57	.225	.313	.405	2	3
10	Total	993	3117	414	806	155	523	.259			7	14

NOTES: Member of 1991 World Series Championship team

LUIS ALICEA

B-S • T-R • Drafted 1986 • Debut: 4/23/1988

YEAR	TM-L	G	AB	R	H	HR	RBI	AVG	OBP	SLG	SB	CS
1988	StL-N	93	297	20	63	1	24	.212	.276	.283	1	1
1991	StL-N	56	68	5	13	0	0	.191	.276	.235	0	1
1992	StL-N	85	265	26	65	2	32	.245	.320	.385	2	5
1993	StL-N	115	362	50	101	3	46	.279	.362	.373	11	1
1994	StL-N	88	205	32	57	5	29	.278	.373	.459	4	5
1995	Bos-A	132	419	64	113	6	44	.270	.367	.375	13	10
1996	StL-N	129	380	54	98	5	42	.258	.350	.382	11	3
1997	Ana-A	128	388	59	98	5	37	.253	.375	.369	22	8
1998	Tex-A	101	259	51	71	6	33	.274	.372	.425	4	3
9	Total	927	2643	361	679	33	287	.257	.350	.373	68	37

MIKE LOYND

B-R • T-L • Drafted 1986 • Debut: 7/24/1986

YEAR	TM-L	G	W	L	PCT	ERA	IP	H	BB	SO	SV
1986	Tex-A	9	2	2	.500	5.36	42	49	19	33	1
1987	Tex-A	26	1	5	.167	6.10	69.1	82	38	48	1
2	Total	35	3	7	.300	5.82	111.1	131	57	81	2

BIEN FIGUEROA

B-R • T-R • Drafted 1986 • Debut: 5/17/1992

YEAR	TM-L	G	AB	R	H	HR	RBI	AVG	OBP	SLG	SB	CS
1992	StL-N	12	11	1	2	0	4	.182	.250	.273	0	0
1	Total	12	11	1	2	0	4	.182	.250	.273	0	0

NOTES: In 1997, coached in the Baltimore Orioles system with the AA Bowie Baysox.

RICHIE LEWIS

B-R • T-R • Drafted 1987 • Debut: 7/31/1992

YEAR	TM-L	G	W	L	PCT	ERA	IP	H	BB	SO	SV
1992	Bal-A	2	1	1	.500	10.80	6.2	13	7	4	0
1993	Fla-N	57	6	3	.667	3.26	77.1	68	43	65	0
1994	Fla-N	45	1	4	.200	5.67	54	62	38	45	0
1995	Fla-N	21	0	1	.000	3.75	36	30	15	32	0
1996	Det-A	72	4	6	.400	4.18	90.1	78	65	78	2
1997	Cin-N	18	2	0	1.000	8.88	24.1	28	18	16	0
6	Total	215	14	15	.483	4.71	288.2	279	186	240	2

1999 SEMINOLE BASEBALL

RAFAEL BOURNIGAL

B-R • T-R • Drafted 1987 • Debut: 9/1/1992

YEAR	TM-L	G	AB	R	H	HR	RBI	AVG	OBP	SLG	SB	CS
1992	LA-N	10	20	1	3	0	0	.150	.227	.200	0	0
1993	LA-N	8	18	0	9	0	3	.500	.500	.556	0	0
1994	LA-N	40	116	2	26	0	11	.224	.291	.267	0	0
1996	Oak-A	88	252	33	61	0	18	.242	.290	.313	4	3
1997	Oak-A	78	29	29	62	1	20	.282	.342	.336	2	1
1998	Oak-A	85	209	23	47	1	19	.225	.265	.292	6	1
6	Total	309	835	88	208	2	71	.249	.259	.310	12	5

DEION SANDERS

B-L • T-L • Drafted 1988 • Debut: 5/31/1989

YEAR	TM-L	G	AB	R	H	HR	RBI	AVG	OBP	SLG	SB	CS
1989	NY-A	14	47	7	11	2	7	.234	.280	.404	1	0
1990	NY-A	57	133	24	21	3	9	.158	.238	.271	8	2
1991	Atl-N	54	110	16	21	4	13	.191	.270	.345	11	3
1992	Atl-N	97	303	54	92	8	28	.304	.347	.495	26	9
1993	Atl-N	95	272	42	75	6	28	.276	.323	.452	19	7
1994	Atl-N	46	191	32	55	4	21	.288	.346	.403	19	7
1994	Cin-N	46	184	26	51	0	7	.277	.342	.359	19	9
1995	Cin-N	33	129	19	31	1	10	.240	.300	.326	16	3
1995	St-N	52	214	29	61	5	18	.285	.346	.444	8	6
1997	Cin-N	115	465	53	127	5	23	.273	.329	.363	56	13
8	Total	609	2048	302	545	38	164	.266	.322	.398	183	59

JERRY NIELSEN

B-L • T-R • Drafted 1988 • Debut: 7/12/1992

YEAR	TM-L	G	W	L	PCT	ERA	IP	H	BB	SO
1992	NY-A	20	1	0	1.000	4.58	19.2	17	18	12
1993	Cal-A	10	0	0	X	8.03	12.1	18	4	8
2	Total	30	1	0	1.000	5.91	32	35	22	20

GAR FINNVOLD

B-R • T-R • Drafted 1990 • Debut: 5/10/1994

YEAR	TM-L	G	W	L	PCT	ERA	IP	H	BB	SO
1994	Bos-A	8	0	4	.000	5.94	36.1	45	15	17
1	Total	8	0	4	.000	5.94	36.1	45	15	17

MARC RONAN

B-L • T-R • Drafted 1990 • Debut: 9/21/1993

YEAR	TM-L	G	AB	R	H	HR	RBI	AVG	OBP	SLG	SB	CS
1993	St-N	6	12	0	1	0	0	.083	.083	.083	0	0
1	Total	6	12	0	1	0	0	.083	.083	.083	0	0

MATT DUNBAR

B-L • T-R • Drafted 1990 • Debut: 4/25/1995

YEAR	TM-L	G	W	L	PCT	ERA	IP	H	BB	SO
1995	Fla-N	8	0	1	.000	11.57	7	12	11	5
1	Total	8	0	1	.000	11.57	7	12	11	5

JOHN WASDIN

B-R • T-R • Drafted 1993 • Debut: 8/24/1995

YEAR	TM-L	G	W	L	PCT	ERA	IP	H	BB	SO
1995	Oak-A	5	1	1	.500	4.67	17.1	14	3	6
1996	Oak-A	25	8	7	.533	5.96	131.1	145	50	75
1997	Bos-A	53	4	6	.400	4.40	124.2	121	38	84
1998	Bos-A	47	6	4	.600	5.25	96.0	111	27	59
4	Total	290	19	18	.514	5.19	369.1	391	118	224

EDUARDO PEREZ

B-R • T-R • Drafted 1991 • Debut: 7/27/1993

YEAR	TM-L	G	AB	R	H	HR	RBI	AVG	OBP	SLG	SB	CS
1993	Cal-A	52	180	16	45	4	30	.250	.293	.372	5	4
1994	Cal-A	38	129	10	27	5	16	.209	.277	.380	3	0
1995	Cal-A	29	71	9	12	1	7	.169	.306	.296	0	2
1996	Cin-N	18	36	8	8	3	5	.222	.317	.472	0	0
1997	Cin-N	106	297	44	75	16	52	.253	.321	.475	5	1
1998	Cin-N	84	172	20	41	4	30	.238	.325	.331	0	1
6	Total	327	885	107	208	33	140	.235	.307	.398	13	8

NOTES: Son of MLB Hall of Famer Tony Perez

TIM DAVIS

B-L • T-L • Drafted 1992 • Debut: 4/4/1994

YEAR	TM-L	G	W	L	PCT	ERA	IP	H	BB	SO	SV
1994	Sea-A	42	2	2	.500	4.01	49.1	57	25	28	2
1995	Sea-A	5	2	1	.667	6.38	24.0	30	18	19	0
1996	Sea-A	40	2	2	.500	4.01	42.2	43	17	34	0
1997	Sea-A	2	0	0	.000	6.75	6.2	6	4	10	0
4	Total	89	6	5	.545	4.64	122.2	136	64	91	2

ROGER BAILEY

B-R • T-R • Drafted 1992 • Debut: 4/27/1995

YEAR	TM-L	G	W	L	PCT	ERA	IP	H	BB	SO	SV
1995	Col-N	39	7	6	.538	4.98	81.1	88	39	33	0
1996	Col-N	24	2	3	.400	6.24	83.2	94	52	45	1
1997	Col-N	29	9	10	.473	4.29	191	210	70	84	0
3	Total	92	18	19	.486	4.90	356	392	161	162	1

PAUL WILSON

B-R • T-R • Drafted 1994 • Debut: 4/4/1996

YEAR	TM-L	G	W	L	PCT	ERA	IP	H	BB	SO
1996	NY-N	26	5	12	.294	5.38	149	157	71	109
1	Total	26	5	12	.294	5.38	149	157	71	109

CHRIS BROCK

B-R • T-R • Drafted 1992 • Debut: 6/11/1997

YEAR	TM-L	G	W	L	PCT	ERA	IP	H	BB	SO
1997	Atl-N	7	0	0	.000	5.58	30.2	34	19	16
1	Total	7	0	0	.000	5.58	30.2	34	19	16

JEFF TAM

B-R • T-R • Drafted 1993 • Debut 6/30/1998

YEAR	TM-L	G	W	L	PCT	ERA	IP	H	BB	SO
1998	NY-N	15	1	1	.500	.628	14.1	13	4	8

J.D. DREW

B-L • T-R • Drafted 1997 & 1998 • Debut: 9/7/1998

YEAR	TM-L	G	AB	R	H	HR	RBI	AVG	OBP	SLG	SB	CS
1998	St-L-N	14	36	9	15	5	13	.417	.463	.972	0	0

DOUG MIENTKIEWICZ

B-L • T-R • Drafted 1995 • Debut: 9/18/1998

YEAR	TM-L	G	AB	R	H	HR	RBI	AVG	OBP	SLG	SB	CS
1998	Min-A	8	25	1	5	0	2	.200	.310	.240	1	1

JONATHAN JOHNSON

B-R • T-R • Drafted 1995 • Debut 9/27/1998

YEAR	TM-L	G	W	L	PCT	ERA	IP	H	BB	SO
1998	Tex-A	1	0	0	.000	8.31	4.1	5	5	3

CELEBRATING 20 YEARS OF SUCCESS

Mike Martin enters his 20th season as the head coach of the Seminoles fresh off his 10th College World Series appearance.

Martin, who is one of four Florida State coaches with 20 or more years of service, has brought the Seminoles to an NCAA Regional in each of his 19 years. Under Martin, Florida State has become a national power in collegiate baseball, finishing in the *Baseball America* Top 10 in nine of the last 10 seasons.

A LOOK AT THE MARTIN RECORD

- ▶ A 1,022-350-3 Career Record in 19 Seasons at Florida State
- ▶ 19 consecutive NCAA Regional appearances
- ▶ Has led FSU to the College World Series 10 times in 19 seasons
- ▶ Has won 14 conference championships, including two ACC Championships ('95 & '97)
- ▶ Ranks second nationally among active Division I baseball coaches with a .744 winning percentage
- ▶ Ranks ninth among NCAA All-Time Winningest Division I Coaches
- ▶ 1996 and 1998 Atlantic Coast Conference Coach of the Year



1,000 WIN
CONGRATULATIONS

1999 FLORIDA STATE BASEBALL SCHEDULE

JANUARY

Fri.	29	UNC Asheville	Tallahassee	3:30
Sat.	30	UNC Asheville	Tallahassee	2:00
Sun.	31	UNC Asheville	Tallahassee	2:00

FEBRUARY

Fri.	5	Arizona State	Tallahassee	3:30
Sat.	6	Arizona State	Tallahassee	2:00
Sun.	7	Arizona State	Tallahassee	1:00
Fri.	12	Troy State	Tallahassee	3:30
Sat.	13	Troy State	Tallahassee	2:00
Sun.	14	Troy State	Tallahassee	2:00
Tues.	16	Charleston Southern	Tallahassee	3:30
Wed.	17	Charleston Southern	Tallahassee	3:30
Sat.	20	Florida	Tallahassee	1:00
Sun.	21	Florida	Tallahassee	2:00
Sat.	27	Florida	Gainesville	1:00
Sun.	28	Florida	Gainesville	1:30

MARCH

Tues.	2	South Florida	Tallahassee	3:30
Metrodome Tournament				
Fri.	5	Wichita State	Minneapolis, MN	12:15
Sat.	6	University of Minnesota	Minneapolis, MN	1:30
Sun.	7	Washington State	Minneapolis, MN	5:00
Fri.	12	University of Virginia	Tallahassee	7:00
Sat.	13	University of Virginia	Tallahassee	7:00
Sun.	14	University of Virginia	Tallahassee	2:00
Tues.	16	The Citadel	Tallahassee	6:00
Wed.	17	The Citadel	Tallahassee	3:30
Fri.	19	NC State	Raleigh, NC	7:00
Sat.	20	NC State	Raleigh, NC	1:00
Sun.	21	NC State	Raleigh, NC	1:00
Tues.	23	University of Akron	Tallahassee	6:00
Wed.	24	University of Akron	Tallahassee	2:00
Fri.	26	North Carolina	Tallahassee	7:00
Sat.	27	North Carolina	Tallahassee	7:00
Sun.	28	North Carolina	Tallahassee	1:00
Tues.	30	Mercer University	Tallahassee	6:00
Wed.	31	Mercer University	Tallahassee	6:00

APRIL


Fri.	2	Wake Forest University	Tallahassee	7:00
Sat.	3	Wake Forest University	Tallahassee	7:00
Sun.	4	Wake Forest University	Tallahassee	1:00
Wed.	7	Jacksonville University	Tallahassee	7:00
Fri.	9	Clemson University	Tallahassee	7:00
Sat.	10	Clemson University	Tallahassee	7:00
Sun.	11	Clemson University	Tallahassee	2:00
Wed.	14	Jacksonville University	Jacksonville	7:00
Fri.	16	University of Miami	Tallahassee	7:00
Sat.	17	University of Miami	Tallahassee	7:00
Sun.	18	University of Miami	Tallahassee	1:00
Fri.	23	University of Miami	Miami	7:00
Sat.	24	University of Miami	Miami	7:00
Sun.	25	University of Miami	Miami	1:00
Fri.	30	Georgia Tech	Atlanta, GA	7:00

MAY

Sat.	1	Georgia Tech	Atlanta, GA	7:00
Sun.	2	Georgia Tech	Atlanta, GA	4:00
Fri.	7	University of Maryland	College Park, MD	7:00
Sat.	8	University of Maryland	College Park, MD	7:00
Sun.	9	University of Maryland	College Park, MD	1:00
Fri.	14	Duke University	Durham, NC	1:00
Sat.	15	Duke University	Durham, NC	1:00
Sun.	16	Duke University	Durham, NC	1:00
Tues.	-	-	-	-
Sun.	18-23	ACC Tournament	Durham, NC	TBA



KARL JERNIGAN



BRETT GROVES



KEVIN CASH