


FLORIDA STATE UNIVERSITY



# 1999 REVIEW

1999 YEAR IN REVIEW

HONOR ROLL

STATISTICS

THE LAST TIME IT HAPPENED

HIGHS & LOWS

RESULTS

GAME-BY-GAME RECAPS

ACC STATISTICS



S E M I N O L E S 2 0 0 0

# 1999: THE YEAR IN REVIEW

## A SEASON TO REMEMBER

**1999** will go down as one of the finest seasons in Florida State baseball history. After a strong start to the season in which the Seminoles put together a 21-game winning streak, the Tribe hit a bump in the road with a school record six straight losses in the middle of the season. The team responded in grand fashion, ending the losing streak with an 18-4 win over Georgia Tech. From there, the 1999 Seminoles swept through the remaining portion of the ACC schedule to finish with the best regular season mark in conference history at 22-2.

After a disappointing showing in the ACC Tournament, FSU once again showed its character by going 5-0 in NCAA Regional and Super Regional play to advance to the College World Series. The Seminoles reached the national championship game by beating Stanford twice, including a 14-11 extra inning thriller in one of the most memorable games in school history. FSU's season was exemplified by the courageous effort of freshman Blair Varnes, who started the CWS title game despite a severe knee injury. The comeback came up one run short in a 6-5 battle against Miami, but Coach Martin's club made many new Seminole fans in Omaha with an exciting style of play and a never-say-die attitude.

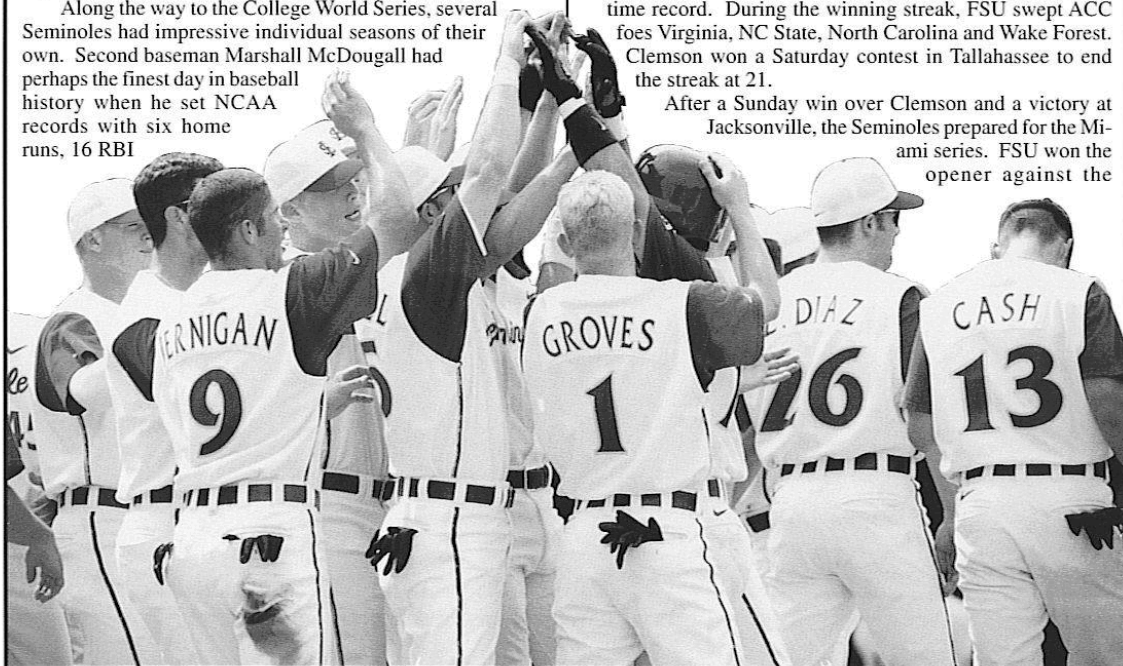
Along the way to the College World Series, several Seminoles had impressive individual seasons of their own. Second baseman Marshall McDougall had perhaps the finest day in baseball history when he set NCAA records with six home runs, 16 RBI

and 25 total bases at Maryland on May 9, 1999. McDougall went on to win ACC Player of the Year honors after winning the conference's triple crown. A consensus All-American, he was also a finalist for the Golden Spikes and NCBWA/Dick Howser Player of the Year Awards. Nick Stocks, Matt Diaz and Chris Chavez went on to be named first team All-Americans by the NCBWA. Varnes, who ran up an 11-2 record in his rookie season, earned Freshman Player of the Year honors from *Collegiate Baseball*.

FSU got off to a fast start on the 1999 campaign with 11 straight wins, including a sweep of Arizona State in Tallahassee. FSU split a four-game series with Florida and beat South Florida before traveling to Minnesota for the Metrodome Tournament. In Minneapolis, Wichita State handed the Seminoles their third loss of the year in the opening game before FSU won the next two against Minnesota and Washington State. McDougall was named the MVP of the tournament with a .583 batting average and five RBI.

The two wins to conclude the Metrodome Tournament marked the start of one of the longest winning streaks in school history. The Tribe's run of consecutive victories continued for over a month and reached 21 games, one shy of the all-time record. During the winning streak, FSU swept ACC foes Virginia, NC State, North Carolina and Wake Forest. Clemson won a Saturday contest in Tallahassee to end the streak at 21.

After a Sunday win over Clemson and a victory at Jacksonville, the Seminoles prepared for the Miami series. FSU won the opener against the





*Marshall McDougall was named Most Outstanding Player of the College World Series.*

Hurricanes, but lost the next two in Tallahassee and the final three in Miami. All five losses came by just one run. The Seminoles set a school record with their sixth straight loss at Georgia Tech to close a disappointing month of April.

FSU responded in a big way by starting May with an 18-4 win over the Yellow Jackets in Atlanta. The 'Noles visited Maryland next and got to take in some of the sites around Washington, D.C. while they were in the area. Saturday's game featured the McDougall six home run outing.

After starting with a first inning single, the Seminole second baseman went deep in his next six at bats to shatter NCAA home run and RBI records. As a team, FSU's nine home runs in the 26-2 victory tied a school mark for homers in a game.

After sweeping Duke, FSU opened up play in the ACC Tournament with wins over Maryland and Georgia Tech. It was a disappointing finish, however, as FSU was eliminated after losing to Wake Forest and Clemson.


The Tribe caught fire again in NCAA Regional play in Tallahassee with a 24-6 opening round victory over The Citadel. Wins over Jacksonville and Providence vaulted the Seminoles into Super Regional play. Third baseman Kevin Cash was named MVP after recording seven hits in 13 at bats, scoring seven runs and knocking in four more.

The Auburn Tigers visited Tallahassee in the first-ever NCAA Super Regional. First baseman Ryan Barthelemy powered FSU to a 10-2 win over Auburn in the first game with two home runs and four RBI. The Tribe rallied in game two, with four runs in the top of the ninth inning, taking the lead on Karl Jernigan's RBI ground ball and advancing to the College World Series with a 6-3 victory.

FSU began CWS competition with a 7-3 win over Texas A&M as senior Chris Chavez pitched the final five innings of scoreless relief to get the win. At the plate, Matt Diaz provided the offensive punch with a pair of home runs and three RBI. In the second game, the Tribe fell 10-6 to Stanford as John Gall knocked went 3-for-4 and knocked in three runs for the Cardinal.

With their backs against the wall, the Seminoles would need to win three straight to reach the title game. Chavez again came up big as he pitched a complete game, giving up just one earned run, in a 7-2 victory over Cal St. Fullerton. McDougall and Diaz both homered in the win. Stanford, undefeated in the bracket, was the next opponent. FSU won a hard fought 8-6 contest as another senior, Zach Diaz, pitched 4.1 innings of scoreless relief and the Seminoles scored the final six runs of the game. The Tribe would face the Cardinal again for the chance to play in the national championship game against Miami. In what will go down as one of the best games ever in Omaha, FSU won 14-11 with Karl Jernigan's three-run homer in the bottom of the 13th inning. The Seminoles needed solo home runs by Cash and Sam Scott to force extra innings in the bottom of the ninth.

After battling back from the loser's bracket and playing three games in three days, FSU squared off against a well rested Miami team for the national championship. Varnes, not expected to play at all in the CWS, got the start despite a ruptured ACL. Trailing 6-2 after six innings, FSU again battled back, but came up a run short in a 6-5 loss to the Hurricanes. McDougall was named the Most Outstanding Player of the College World Series and Chavez, Scott, Jeremiah Klosterman and Matt Diaz were voted to the All-Tournament team.



*Matt Diaz was voted to the CWS All-Tournament team.*

# 1999 HONOR ROLL

## **CHRIS CHAVEZ**

First Team NCBWA All-American  
 First Team All-ACC  
 ACC Pitcher of the Week (5/3)  
 NCAA Tallahassee Regional All-Tournament Team  
 College World Series All-Tournament Team

## **KEVIN CASH**

Third Team NCBWA All-American  
 Second Team All-ACC  
 NCAA Tallahassee Regional All-Tournament Team  
 NCAA Tallahassee Regional MVP

## **MATT DIAZ**

First Team NCBWA All-American  
 First Team ABCA All-American  
 Third Team Collegiate Baseball All-American  
 First Team All-ACC  
 Second Team *Baseball Weekly* All-American  
 College Baseball Insider All-American  
 ACC Player of the Week (2/15, 3/15, 4/5)  
 Hormel Foods Classic All-Tournament Team  
 GTE Academic All District III 1st Team  
 Third Team GTE Academic All-American  
 College World Series All-Tournament Team

## **ZACH DIAZ**

GTE Academic All District III 2nd Team

## **JOHN-FORD GRIFFIN**

ACC All-Tournament Team

## **BRETT GROVES**

NCAA Tallahassee Regional All-Tournament Team

## **JEREMIAH KLOSTERMAN**

College World Series All-Tournament Team  
 Hormel Foods Classic All-Tournament Team  
 ACC Player of the Week (3/22)

## **JON McDONALD**

Third Team NCBWA All-American  
 Second Team All-ACC

## **MARSHALL McDUGALL**

Golden Spikes Award Finalist  
 ACC Player of the Year  
 First Team All-ACC  
 National Player of the Week (5/10)  
 First Team *Baseball Weekly* All-American  
 First Team *Collegiate Baseball* All-American  
 First Team *Baseball America* All-American  
 College *Baseball Insider* All-American  
 College *Baseball Insider* Newcomer of the Year  
 ACC Player of the Week (2/22, 4/12, 5/10)  
 First Team NCBWA All-American  
 NCBWA/Dick Howser Player of the Year Finalist  
 First Team ABCA All-American  
 Hormel Foods Classic MVP  
 Easton Silver Stick Award (Highest batting avg.  
 at the Hormel Classic)  
 NCAA Tallahassee Regional All-Tournament Team  
 College World Series All-Tournament Team  
 College World Series Most Outstanding Player

## **SAM SCOTT**

College World Series All-Tournament Team

## **CHRIS SMITH**

NCAA Tallahassee Regional All-Tournament Team

## **NICK STOCKS**

First Team NCBWA All-American  
 First Team *Collegiate Baseball* All-American  
 Second Team *Baseball America* All-American  
 Second Team ABCA All-American  
 First Team All-ACC  
 Hormel Foods Classic All-Tournament Team  
 ACC Pitcher of the Week (3/22)  
 NCAA Tallahassee Regional All-Tournament Team

## **BLAIR VARNES**

*Collegiate Baseball* Freshman Player of the Year  
 First Team *Collegiate Baseball* Freshman All-American  
 First Team *Baseball America* Freshman All-American

## **HEAD COACH MIKE MARTIN**

ACC Coach of the Year

# 1999 STATISTICS

RECORD: 57-14-0 HOME 36-4-0 AWAY: 14-5-0 NEUTRAL: 7-5-0

## BATTING

NAME	AVG	GP-GS	AB	R	H	2B	3B	HR	RBI	TB	SLG%	BB	HBP	SO	GDP	OB%	SF	SH	SB-SBA	PO	A	E	FLD%
Griffin, John-Ford	.436	55-30	133	42	58	15	0	3	35	82	.617	18	2	22	2	.503	2	0	0-0	34	2	1	.973
McDougall, Marshall	.419	71-71	301	104	126	26	3	28	106	242	.804	39	10	46	2	.496	3	1	22-25	115	200	8	.975
Diaz, Matt	.379	70-70	301	80	114	24	3	21	94	207	.688	22	14	58	6	.440	4	1	10-13	107	12	5	.960
Futrell, Michael	.363	63-30	135	39	49	11	2	3	19	73	.541	18	2	33	2	.437	3	2	3-4	29	1	3	.909
Barthelemy, Ryan	.343	51-20	99	23	34	6	1	5	24	57	.576	18	3	15	1	.455	1	1	0-0	189	13	3	.985
Scott, Sam	.320	65-44	172	37	55	11	0	12	39	102	.593	39	2	35	9	.451	0	0	2-3	15	34	5	.907
Cash, Kevin	.317	68-68	252	50	80	13	0	14	58	135	.536	47	4	72	7	.430	2	0	7-12	176	108	19	.937
Klosterman, Jeremiah	.298	69-69	248	38	74	18	0	5	55	107	.431	30	6	24	7	.383	3	2	0-0	547	54	10	.984
Halliday, John	.298	61-56	205	44	61	16	0	10	50	107	.522	41	4	53	2	.422	1	0	2-3	239	15	6	.977
Groves, Brett	.286	66-65	227	59	65	10	3	1	31	84	.370	38	13	48	8	.416	1	2	29-39	90	182	25	.916
Smith, Chris	.286	69-45	161	47	46	9	0	1	24	58	.360	31	5	39	6	.410	3	2	1-1	68	2	2	.972
Hart, Chris	.241	50-22	79	15	19	7	0	2	19	32	.405	17	3	19	2	.394	0	0	0-1	84	9	4	.959
Spano, Bobby	.229	50-6	48	15	11	2	1	0	5	15	.313	11	1	15	0	.383	0	0	1-2	36	45	4	.953
Jernigan, Kar	.227	63-45	163	49	37	8	2	6	31	67	.411	34	9	42	6	.383	3	1	12-15	96	2	0	1.000
Huguet, J.C	.143	21-0	14	2	2	0	0	0	2	2	.143	4	0	5	1	.333	0	0	0-0	29	0	0	1.000
Diaz, Zach	.000	26-1	1	0	0	0	0	0	0	0	.000	0	0	1	0	.000	0	0	0-0	4	7	0	1.000
—Others—																							
DiBlasi, Mike	.000	26-0	0	0	0	0	0	0	0	0	.000	1	0	0	0	1.000	0	0	0-0	0	2	0	1.000
<b>TOTALS</b>	<b>.327</b>	<b>71-71</b>	<b>2539</b>	<b>645</b>	<b>831</b>	<b>176</b>	<b>15</b>	<b>111</b>	<b>592</b>	<b>1370</b>	<b>.540</b>	<b>408</b>	<b>78</b>	<b>527</b>	<b>61</b>	<b>.432</b>	<b>26</b>	<b>12</b>	<b>89-118</b>	<b>1899</b>	<b>748</b>	<b>102</b>	<b>.963</b>
<b>OPPONENTS</b>	<b>.231</b>	<b>71-71</b>	<b>2344</b>	<b>270</b>	<b>542</b>	<b>96</b>	<b>4</b>	<b>42</b>	<b>241</b>	<b>772</b>	<b>.329</b>	<b>268</b>	<b>53</b>	<b>662</b>	<b>74</b>	<b>.323</b>	<b>9</b>	<b>25</b>	<b>86-114</b>	<b>1804</b>	<b>681</b>	<b>105</b>	<b>.959</b>

LOB - Team (614), Opp (535). DPs turned - Team (91), Opp (70). CI - Team (5), Klosterman 3, Hart 2. IBB - Team (6), Cash 3, Halliday 2, Diaz, M 1, Opp (13). Picked off - Futrell 4, Halliday 3, Barthelemy 2, Smith 2, Griffin 1, Diaz, M 1.

## PITCHING

NAME	ERA	W-L	APP	GS	CG	SHO/CBO	SV	IP	H	R	ER	BB	SO	2B	3B	HR	BF	B/AVG	WP	HBP	BK	SFA	SHA
Roman, Eric	0.00	0-0	3	0	0	0/0	0	2.1	0	1	0	6	5	0	0	0	15	.000	0	1	0	0	0
Hubbard, Jason	0.00	0-0	2	0	0	0/0	0	2.0	0	0	0	2	1	0	0	0	9	.000	0	1	0	0	0
Ginn, Chris	1.31	5-0	26	0	0	0/1	1	34.1	26	6	5	14	28	4	0	1	143	.210	1	4	0	0	1
Diaz, Zach	2.08	4-1	29	1	0	0/2	0	43.1	27	10	10	10	34	6	0	3	164	.182	0	0	0	1	4
Chavez, Chris	2.17	8-5	36	3	1	0/0	5	87.0	60	27	21	36	109	8	0	4	361	.192	1	8	0	0	2
Whidden, Chris	2.75	2-1	30	0	0	0/1	2	39.1	27	12	12	24	60	5	0	1	158	.208	3	1	0	1	2
Smalley, Mike	2.93	4-0	15	6	0	0/1	0	30.2	27	11	10	25	31	5	0	2	142	.241	0	4	0	0	0
Stocks, Nick	3.25	13-2	21	20	0	0/0	0	127.1	111	55	46	44	139	22	0	14	537	.231	5	12	2	0	1
McDonald, Jon	3.57	9-3	20	20	1	0/1	0	116.0	112	61	46	51	123	20	1	6	510	.253	11	6	2	4	7
Varnes, Blair	4.13	11-2	19	19	0	0/0	0	109.0	112	60	50	20	76	20	1	5	465	.264	6	12	0	2	6
DiBlasi, Mike	4.33	0-0	28	0	0	0/1	9	27.0	22	14	13	20	46	5	1	4	124	.224	1	4	0	0	2
Smith, Chris	4.63	1-0	5	2	0	0/0	0	11.2	11	7	6	11	9	0	1	0	55	.256	1	0	1	1	0
Hudson, Scott	15.00	0-0	4	0	0	0/0	0	3.0	7	6	5	5	1	1	0	2	21	.438	0	0	0	0	0
<b>TOTALS</b>	<b>3.18</b>	<b>57-14</b>	<b>71</b>	<b>71</b>	<b>2</b>	<b>2/2</b>	<b>17</b>	<b>633.0</b>	<b>542</b>	<b>270</b>	<b>224</b>	<b>268</b>	<b>662</b>	<b>96</b>	<b>4</b>	<b>42</b>	<b>2704</b>	<b>.231</b>	<b>29</b>	<b>53</b>	<b>5</b>	<b>9</b>	<b>25</b>
<b>OPPONENTS</b>	<b>8.64</b>	<b>14-57</b>	<b>71</b>	<b>71</b>	<b>3</b>	<b>1/0</b>	<b>7</b>	<b>601.1</b>	<b>831</b>	<b>645</b>	<b>577</b>	<b>408</b>	<b>527</b>	<b>176</b>	<b>15</b>	<b>111</b>	<b>3063</b>	<b>.327</b>	<b>76</b>	<b>78</b>	<b>9</b>	<b>26</b>	<b>12</b>

PB - Team (13), Klosterman 8, Hart 4, Huguet 1, Opp (12). Pickoffs - Team (0), Opp (10). SB/SBA - Klosterman (81-105), McDonald (27-33), Stocks (15-21), Varnes (14-20), Chavez (13-17), Whidden, C (5-8), Hart (5-7), Smalley (3-5), Ginn (3-3), Diaz, Z (3-3), DiBlasi (1-2), Smith (1-1), Roman (1-1).

### FIELDING

NAME	C	PO	A	E	FLD%	DPS	SBA	CSB	SBA%	PB	CI
Jernigan, Karl	98	96	2	0	1.000	1	0	0	—	0	0
Huguet, J.C.	29	29	0	0	1.000	0	0	0	—	1	0
Chavez, Chris	14	6	8	0	1.000	1	13	4	.765	0	0
Diaz, Zach	11	4	7	0	1.000	2	3	0	1.000	0	0
Ginn, Chris	5	1	4	0	1.000	0	3	0	1.000	0	0
DiBlasi, Mike	2	0	2	0	1.000	0	1	1	.500	0	0
Hudson, Scott	1	0	1	0	1.000	0	0	0	—	0	0
Barthelemy, Ryan	205	189	13	3	.985	32	0	0	—	0	0
Klosterman, Jeremiah	611	547	54	10	.984	2	81	24	.771	8	3
Halliday, John	260	239	15	6	.977	35	0	0	—	0	0
McDougall, Marshall	323	115	200	8	.975	57	0	0	—	0	0
Griffin, John-Ford	37	34	2	1	.973	0	0	0	—	0	0
Smith, Chris	72	68	2	2	.972	1	1	0	1.000	0	0
Varnes, Blair	30	6	23	1	.967	3	14	6	.700	0	0
Diaz, Matt	124	107	12	5	.960	5	0	0	—	0	0
Hart, Chris	97	84	9	4	.959	1	5	2	.714	4	2
Spano, Bobby	85	36	45	4	.953	15	0	0	—	0	0
Stocks, Nick	21	11	9	1	.952	0	15	6	.714	0	0
Cash, Kevin	303	176	108	19	.937	27	0	0	—	0	0
Groves, Brett	297	90	182	25	.916	54	0	0	—	0	0
Futrell, Michael	33	29	1	3	.909	0	0	0	—	0	0
Scott, Sam	54	15	34	5	.907	5	0	0	—	0	0
McDonald, Jon	25	13	9	3	.880	2	27	6	.818	0	0
Smalley, Mike	7	2	4	1	.857	0	3	2	.600	0	0
Whidden, Chris	5	2	2	1	.800	0	5	3	.625	0	0
Hubbard, Jason	0	0	0	0	.000	0	0	0	—	0	0
Roman, Eric	0	0	0	0	.000	0	1	0	1.000	0	0
<b>TOTALS</b>	<b>2749</b>	<b>1899</b>	<b>748</b>	<b>102</b>	<b>.963</b>	<b>91</b>	<b>86</b>	<b>28</b>	<b>.754</b>	<b>13</b>	<b>5</b>
<b>OPPONENTS</b>	<b>2590</b>	<b>1804</b>	<b>681</b>	<b>105</b>	<b>.959</b>	<b>70</b>	<b>89</b>	<b>29</b>	<b>.754</b>	<b>12</b>	<b>0</b>

### INNING-BY-INNING SUMMARY

	1	2	3	4	5	6	7	8	9	EX	TOTAL
Florida State	96	62	89	55	82	46	93	73	40	9	645
Opponents	46	29	34	19	31	28	35	32	10	6	270

### WIN-LOSS SUMMARY

	W	L	T	PCT
Total	57	14	0	.803
Conference	22	3	0	.917
Non-Conference	35	12	0	.745
Home	36	4	0	.900
Away	14	5	0	.740
Neutral	7	5	0	.583
Day	33	8	0	.805
Nite	24	6	0	.800
vs Left	23	1	0	.958
vs Right	34	13	0	.723
1-Run Games	4	8	0	.333
2-Run Games	5	1	0	.833
5+ Run Games	34	2	0	.944
Extra Innings	2	1	0	.667
Shutouts	2	1	0	.667



### GENERAL SUMMARY

Win Streak .....	21
Lose Streak .....	6
Home Attendance .....	102,931 (40 games avg = 2,573)
Away Attendance .....	170,876 (31 games avg = 5,512)
Total Attendance .....	273,807 (71 games avg = 3,856)

# THE LAST TIME IT HAPPENED

## EXTRA INNINGS

**Won:** June 18, 1999 vs. Stanford (13 innings) (CWS); **Final Score:** FSU 14, Stanford 11

**Lost:** April 25, 1999 vs Miami (11 innings); **Final Score:** Miami 9, FSU 8

## MULTI HR GAME FOR AN INDIVIDUAL PLAYER

**FSU:** June 18, 1999, Marshall McDougall (2HR) vs Stanford(CWS); **Final Score:** FSU 14, Stanford 11

**Opponent:** May 22, 1998, Kevin Mench, Delaware (2HR/ NCAA Regional); **Final Score:** FSU 27, Delaware 6

## TEAM HIT THREE HRs IN AN INNING

**FSU:** May 8, 1999, Marshall McDougall, John Halliday, Kevin Cash vs Maryland; **Final Score:** FSU 14, Maryland 4

## COMPLETE GAME PITCHED

**FSU:** June 16, 1999, Chris Chavez vs Cal St. Fullerton (CWS); **Final Score:** FSU 7, Cal St. Fullerton 2

**Opponent:** May 21, 1999 Scott Siemon, Wake Forest (ACC Tournament); **Final Score:** Wake Forest 6, FSU 0

## SHUT OUT

**FSU:** May 16, 1999 vs Duke; **Final Score:** FSU 7, Duke 0  
**Opponent:** May 21, 1999 vs Wake Forest; **Final Score:** Wake Forest 4, FSU 0 (ACC Tournament)

## BACK TO BACK HRs

**FSU:** June 16, 1999 vs Cal St. Fullerton (CWS) Marshall McDougall, Matt Diaz (3rd inn.); **Final Score:** FSU 7, Cal St. Fullerton 2

**Opponent:** May 6, 1995 at Georgia Tech, Scott Byers, Tucker Barr, Brandon Hensley (1st inn.); **Final Score:** Georgia Tech 11, FSU 9

## 5+ HIT GAME

**FSU:** May 9, 1999, Marshall McDougall vs Maryland (7 for 7); **Final Score:** FSU 26, UMD 2

**Opponent:** May 26, 1990, Burke Masters of Mississippi State (NCAA South II Regional Tournament); **Final Score:** MSU 11, FSU 8

## GRAND SLAM

**FSU:** April 18, 1999 Kevin Cash vs Miami; **Final Score:** Miami 8, FSU 7

**Opponent:** May 21, 1998, Steve Wright, Liberty (NCAA Regional); **Final Score:** FSU 10, Liberty 7.

## LEAD OFF HR

**FSU:** March 5, 1997, Brooks Badeaux vs UNC-Greensboro; **Final Score:** FSU 16, UNC-G 0

**Opponent:** May 6, 1998 Luis Rivera, St. Leo; **Final Score:** St. Leo 11, FSU 8

## NO HITTER

**FSU:** February 18, 1998, Chris Chavez vs Charleston Southern; **Final Score:** FSU 13, Charleston Southern 0

**Opponent:** March 26, 1993, Terry Harvey, NC State; **Final Score:** NC State 8, FSU 0

## MULTIPLE PLAYERS WITH FOUR OR MORE HITS IN A GAME

**FSU:** June 18, 1999, Marshall McDougall (4 for 7) and Ryan Barthelemy (4 for 7) vs Stanford (CWS); **Final Score:** FSU 14, Stanford 11


## LAST TIME A PLAYER WENT 5-FOR-5

**FSU:** May 9, 1999, Marshall McDougall vs Maryland (7-for-7); **Final Score:** FSU 26, Maryland 2

## LAST TIME A PLAYER HIT FOR THE CYCLE

*(Single, Double, Triple, Home Run)*

**FSU:** April 26, 1996, Jeremy Salazar vs Georgia Tech; **Final Score:** FSU 16, Georgia Tech




Chris Chavez

# 1999 HIGHS & LOWS

## TEAM

### BATTING

AT BATS: 53 vs Stanford (6/18/99)  
 RUNS SCORED: 26 vs Maryland (5/9/99)  
 HITS: 24 vs Maryland (5/9/99)  
 RBIs: 26 vs Maryland (5/9/99)  
 DOUBLES: 7 vs Jacksonville (4/14/99)  
 TRIPLES: 1, 15 times, last vs Miami (6/19/99)  
 HOME RUNS: 9 vs Maryland (5/9/99)  
 TOTAL BASES: 52 vs Maryland (5/9/99)  
 WALKS: 13 vs Troy State (2/13/99)  
 STRIKEOUTS: 15 vs Miami (4/24/99)  
 SAC HITS: 3 vs Maryland (5/18/99)  
 SAC FLIES: 4 vs Providence (5/30/99)  
 STOLEN BASES: 4, four times, last vs Duke (5/15/99)  
 CAUGHT STEALING: 2, 4 times, last vs Duke (5/15/99)



Ryan Barthelemy

### FIELDING

PUTOUTS: 39 vs Stanford (6/18/99)  
 ASSISTS: 17 vs Maryland (5/9/99)  
 ERRORS: 4 vs NC State (3/19/99)

### PITCHING

INNINGS PITCHED: 13 vs Stanford (6/19/99)  
 RUNS ALLOWED: 11 vs Stanford (6/18/99)  
 EARNED RUNS: 11 vs Stanford (6/18/99)  
 WALKS ALLOWED: 11 vs Miami (4/25/99)  
 STRIKEOUTS: 16 vs Jacksonville (4/7/99)  
 HITS ALLOWED: 16 vs Miami (4/25/99)  
 DOUBLES ALLOWED: 6 vs Wichita State (3/5/99)  
 TRIPLES ALLOWED: 1, four times, last vs Stanford (6/18/99)  
 HOME RUNS ALLOWED: 4 vs Miami (4/25/99)

## INDIVIDUAL

### BATTING

AT BATS: 7 by Barthelemy vs Stanford (6/18/99)  
 RUNS SCORED: 6 by Marshall McDougall vs Maryland (5/9/99)  
 HITS: 7 by Marshall McDougall vs Maryland (5/9/99)  
 RBIs: 16 by Marshall McDougall vs Maryland (5/9/99)  
 DOUBLES: 3 by Brett Groves vs Troy State (2/13/99)  
 TRIPLES: 1, 15 times, last by Barthelemy vs Miami (6/19/99)  
 HOME RUNS: 6 by Marshall McDougall vs Maryland (5/9/99)  
 TOTAL BASES: 25 by Marshall McDougall vs Maryland (5/9/99)  
 WALKS: 3, 6 times, last by Kevin Cash vs Akron (3/24/99)  
 STRIKEOUTS: 5 by Chris Smith vs Washington State (3/7/99)  
 SAC FLIES: 2 by Matt Diaz vs Maryland (5/8/99)  
 STOLEN BASES: 3 by Brett Groves vs Virginia (3/13/99)  
 CAUGHT STEALING: 1, 29 times

### FIELDING

PUTOUTS: 17 by Klosterman vs Jacksonville (4/7/99)  
 ASSISTS: 8, twice, last by Marshall McDougall vs Stanford (6/14/99)  
 ERRORS: 3 by Brett Groves vs Wake Forest (4/4/99)

### PITCHING

INNINGS PITCHED: 9.0 by Chris Chavez vs Cal St. Fullerton (6/16/99)  
 RUNS ALLOWED: 8, twice, last by Jon McDonald vs Stanford (6/14/99)  
 EARNED RUNS: 8 by Nick Stocks vs Clemson (4/10/99)  
 WALKS ALLOWED: 6, 3 times, last by Chris Whidden vs Miami (4/25/99)  
 STRIKEOUTS: 13 by Chris Chavez vs Georgia Tech (5/2/99)  
 HITS ALLOWED: 11, 3 times, last by Blair Varnes vs Georgia Tech (5/20/99)  
 DOUBLES ALLOWED: 4 by Chris Chavez vs Clemson (5/22/99)  
 TRIPLES ALLOWED: 1, 4 times, last by DiBlasi vs Stanford (6/18/99)  
 HOMERS ALLOWED: 2, 8 times, last by DiBlasi vs Stanford (6/18/99)



# 1999 RESULTS

GAME DATE	OPPOSING TEAM	SCORE	R	H	E	R	H	E	INNS	OVERALL	ACC	PITCHER OF RECORD	ATTEND	TIME	
Jan 29, 1999	UNC Asheville	W 9-2	9	7	2	2	4	1	9	1-0-0	0-0-0	McDonald (W 1-0)	2032	2:14	
Jan 30, 1999	UNC Asheville	W 16-3	16	17	1	3	6	1	9	2-0-0	0-0-0	Stocks (W 1-0)	2127	2:33	
Jan 31, 1999	UNC Asheville	W 11-3	11	14	0	3	8	3	9	3-0-0	0-0-0	Varnes (W 1-0)	853	2:35	
Feb 05, 1999	Arizona State	W 4-1	4	7	0	1	4	1	9	4-0-0	0-0-0	Ginn (W 1-0)	2361	2:45	
Feb 06, 1999	Arizona State	W 11-4	11	14	1	4	10	0	9	5-0-0	0-0-0	Chavez (W 1-0)	4023	3:00	
Feb 07, 1999	Arizona State	W 7-5	7	14	3	5	7	0	9	6-0-0	0-0-0	Whidden, C (W 1-0)	2578	2:38	
Feb 12, 1999	Troy State	W 17-3	17	16	0	3	3	0	9	7-0-0	0-0-0	Varnes (W 2-0)	834	2:36	
Feb 13, 1999	Troy State	W 21-1	21	17	0	1	6	4	9	8-0-0	0-0-0	McDonald (W 2-0)	1018	2:52	
Feb 14, 1999	Troy State	W 10-2	10	11	1	2	7	6	9	9-0-0	0-0-0	Stocks (W 2-0)	1235	2:24	
Feb 16, 1999	Charleston Southern	W 12-2	12	14	2	2	6	3	9	10-0-0	0-0-0	Smalley (W 1-0)	803	2:42	
Feb 17, 1999	Charleston Southern	W 7-2	7	9	1	2	6	0	9	11-0-0	0-0-0	Varnes (W 3-0)	503	2:27	
Feb 20, 1999	Florida	5-6 L	5	7	1	6	8	1	9	11-1-0	0-0-0	Chavez (L 1-1)	4841	3:01	
Feb 21, 1999	Florida	W 12-3	12	10	2	3	8	2	9	12-1-0	0-0-0	Stocks (W 3-0)	4612	2:54	
Feb 27, 1999	at Florida	2-4 L	2	8	2	4	7	1	9	12-2-0	0-0-0	Chavez (L 1-2)	5657	2:32	
Feb 28, 1999	at Florida	W 8-4	8	15	0	4	7	2	9	13-2-0	0-0-0	Stocks (W 4-0)	5203	2:48	
Mar 02, 1999	South Florida	W 5-2	5	8	1	2	5	6	9	14-2-0	0-0-0	Varnes (W 4-0)	733	2:30	
Mar 05, 1999	vs Wichita State	1-8 L	1	5	2	8	11	1	9	14-3-0	0-0-0	McDonald (L 2-1)	579	2:42	
Mar 06, 1999	at Minnesota	W 9-5	9	12	2	5	9	2	9	15-3-0	0-0-0	Stocks (W 5-0)	6293	2:53	
Mar 07, 1999	vs Washington State	W 8-5	8	13	1	5	11	1	9	16-3-0	0-0-0	Whidden, C (W 2-0)	243	3:33	
*Mar 12, 1999	Virginia	W 10-3	10	15	3	3	7	2	9	17-3-0	1-0-0	McDonald (W 3-1)	2246	3:00	
*Mar 13, 1999	Virginia	W 2-1	2	9	1	1	2	3	9	18-3-0	2-0-0	Stocks (W 6-0)	1976	2:20	
*Mar 14, 1999	Virginia	W 11-3	11	16	2	3	7	1	9	19-3-0	3-0-0	Varnes (W 5-0)	1571	2:47	
Mar 16, 1999	The Citadel	W 10-6	10	13	3	6	12	2	9	20-3-0	3-0-0	Ginn (W 2-0)	924	2:46	
Mar 17, 1999	The Citadel	W 8-4	8	6	2	4	9	3	9	21-3-0	3-0-0	Diaz, Z (W 1-0)	909	2:39	
*Mar 19, 1999	at NC State	W 14-4	14	16	4	4	10	0	9	22-3-0	4-0-0	McDonald (W 4-1)	2243	3:12	
*Mar 20, 1999	at NC State	W 2-1	2	6	0	1	7	1	9	23-3-0	5-0-0	Stocks (W 7-0)	2097	2:38	
*Mar 21, 1999	at NC State	W 13-1	13	18	3	1	7	2	9	24-3-0	6-0-0	Varnes (W 6-0)	631	2:35	
Mar 23, 1999	Akron	W 7-4	7	10	1	4	5	3	9	25-3-0	6-0-0	Smith (W 1-0)	931	2:40	
Mar 24, 1999	Akron	W 12-2	12	14	1	2	3	1	9	26-3-0	6-0-0	Smalley (W 2-0)	614	2:59	
*Mar 26, 1999	North Carolina	W 12-6	12	12	2	6	6	4	9	27-3-0	7-0-0	McDonald (W 5-1)	3155	2:51	
*Mar 27, 1999	North Carolina	W 5-4	5	15	2	4	11	2	(10)	28-3-0	8-0-0	Chavez (W 2-2)	3604	3:03	
*Mar 28, 1999	North Carolina	W 9-4	9	9	2	4	10	1	9	29-3-0	9-0-0	Varnes (W 7-0)	2891	2:33	
Mar 30, 1999	Mercer	W 14-1	14	13	0	1	9	1	9	30-3-0	9-0-0	Smalley (W 3-0)	1217	2:43	
*Apr 02, 1999	Wake Forest	W 7-4	7	15	0	4	6	1	9	31-3-0	10-0-0	Chavez (W 3-2)	2326	2:57	
*Apr 07, 1999	Wake Forest	W 16-3	16	17	3	3	4	0	9	32-3-0	11-0-0	Stocks (W 8-0)	2726	2:41	
*Apr 04, 1999	Wake Forest	W 4-3	4	12	3	3	4	0	9	33-3-0	12-0-0	Ginn (W 3-0)	1679	2:24	
Apr 07, 1999	Jacksonville	W 8-6	8	11	1	6	7	0	9	34-3-0	12-0-0	Chavez (W 4-2)	1397	2:45	
*Apr 09, 1999	Clemson	W 8-0	8	15	0	0	3	1	9	35-3-0	13-0-0	McDonald (W 6-1)	3543	2:51	
*Apr 10, 1999	Clemson	4-8 L	4	7	2	8	13	0	9	35-4-0	13-1-0	Stocks (L 8-1)	5021	2:38	
*Apr 11, 1999	Clemson	W 5-3	5	9	1	3	7	1	9	36-4-0	14-1-0	Chavez (W 5-2)	2472	2:29	
Apr 14, 1999	at Jacksonville	W 25-2	25	19	1	2	5	1	7	37-4-0	14-1-0	Diaz, Z (W 2-0)	1541	3:43	
Apr 16, 1999	Miami	W 8-2	8	12	1	2	9	2	9	38-4-0	14-1-0	McDonald (W 7-1)	4489	2:40	
Apr 17, 1999	Miami	3-4 L	3	8	3	4	10	2	9	38-5-0	14-1-0	Whidden, C (L 2-1)	5053	2:42	
Apr 18, 1999	Miami	7-8 L	7	7	1	8	11	2	9	38-6-0	14-1-0	Chavez (L 5-3)	3850	3:41	
Apr 23, 1999	at Miami	7-8 L	7	10	3	8	9	2	9	38-7-0	14-1-0	Chavez (L 5-4)	4903	3:29	
Apr 24, 1999	at Miami	4-9 L	4	6	2	9	12	1	9	38-8-0	14-1-0	Varnes (L 7-1)	5062	2:48	
Apr 25, 1999	at Miami	8-9 L	8	11	1	9	16	1	(11)	38-9-0	14-1-0	Diaz, Z (L 2-1)	3122	3:34	
*Apr 30, 1999	at Georgia Tech	2-3 L	2	3	2	3	11	1	9	38-10-0	14-2-0	McDonald (L 7-2)	1897	2:24	
*May 01, 1999	at Georgia Tech	W 18-4	18	17	3	4	8	1	9	39-10-0	15-2-0	Varnes (W 8-1)	2263	2:55	
*May 02, 1999	at Georgia Tech	W 4-2	4	4	0	2	2	0	9	40-10-0	16-2-0	Chavez (W 6-4)	2035	2:20	
*May 07, 1999	at Maryland	W 9-3	9	12	1	3	7	2	9	41-10-0	17-2-0	McDonald (W 8-2)	602	3:24	
*May 08, 1999	at Maryland	W 13-4	13	13	0	4	10	1	9	42-10-0	18-2-0	Ginn (W 4-0)	907	3:03	
*May 09, 1999	at Maryland	W 26-2	26	24	2	2	12	2	9	43-10-0	19-2-0	Stocks (W 9-1)	357	3:06	
*May 15, 1999	at Duke	W 11-3	11	11	1	3	6	2	7	44-10-0	20-2-0	Varnes (W 9-1)	323	2:17	
*May 15, 1999	at Duke	W 9-1	9	11	2	1	5	0	7	45-10-0	21-2-0	Stocks (W 10-1)	323	2:07	
*May 16, 1999	at Duke	W 7-0	7	12	1	0	6	1	9	46-10-0	22-2-0	Smalley (W 4-0)	348	2:21	
SMay 19, 1999	vs Maryland	W 4-1	4	9	1	1	4	1	9	47-10-0	22-2-0	McDonald (W 9-2)	1341	2:40	
SMay 20, 1999	vs Georgia Tech	W 7-3	7	1	2	1	3	11	2	9	48-10-0	22-2-0	Varnes (W 10-1)	1419	2:31
SMay 21, 1999	vs Wake Forest	0-4 L	0	7	2	4	11	1	9	48-11-0	22-2-0	Stocks (L 10-2)	4661	2:43	
SMay 22, 1999	vs Clemson	7-8 L	7	9	2	8	10	0	9	48-12-0	22-2-0	Chavez (L 6-5)	3742	2:57	
#May 28, 1999	The Citadel	W 24-6	24	24	1	6	7	4	9	49-12-0	22-2-0	Varnes (W 11-1)	3782	2:53	
#May 29, 1999	Jacksonville	W 9-2	9	11	2	2	3	2	9	50-12-0	22-2-0	Stocks (W 11-2)	3726	3:16	
#May 30, 1999	Providence	W 14-3	14	15	1	3	4	0	9	51-12-0	22-2-0	Ginn (W 5-0)	3921	3:15	
*Jun 04, 1999	Auburn	W 10-2	10	12	1	2	6	0	9	52-12-0	22-2-0	Stocks (W 12-2)	5137	2:22	
*Jun 05, 1999	Auburn	W 6-3	6	7	2	3	8	1	9	53-12-0	22-2-0	Diaz, Z (W 3-1)	5218	2:32	
!Jun 12, 1999	vs Texas A&M	W 7-3	7	7	1	3	8	1	9	54-12-0	22-2-0	Chavez (W 7-5)	19745	2:42	
!Jun 14, 1999	vs Stanford	6-10 L	6	9	3	10	9	2	9	54-13-0	22-2-0	McDonald (L 9-3)	17000	3:18	
!Jun 16, 1999	vs Cal St Fullerton	W 7-2	7	13	0	2	7	2	9	55-13-0	22-2-0	Chavez (W 8-5)	22155	2:57	
!Jun 17, 1999	vs Stanford	W 8-6	8	14	1	6	9	2	9	56-13-0	22-2-0	Diaz, Z (W 4-1)	19021	3:37	
!Jun 18, 1999	vs Stanford	W 14-11	14	19	1	11	16	0	(13)	57-13-0	22-2-0	Stocks (W 13-2)	11600	4:35	
!Jun 19, 1999	vs Miami	5-6 L	5	7	1	6	8	2	9	57-14-0	22-2-0	Varnes (L 11-2)	23563	2:50	

\*ACC game; !SACC Tournament game; #NCAA Regional (Tallahassee); \*NCAA Super Regional; !College World Series; () extra inning game

# GAME-BY-GAME RECAP

GAME 1 - JANUARY 29, 1999

## FLORIDA STATE 9, UNC ASHEVILLE 2

Jon McDonald struck out nine batters in six shutout innings and allowed just two infield hits for the victory in the season opener. Karl Jernigan ripped a two-run home run and knocked in another run with a sacrifice fly. In their first at bats as Seminoles, John Halliday belted a leadoff home run in the second that started a four-run rally and Ryan Barthelemy hit a two-run double.

UNCA	000	000	020	2	4	1
FSU	041	200	20x	9	7	2

E-Black, Groves, McDonald. LOB-UNCA 7, FSU 4. 2B-Barthelemy, Futrell, Klosterman. HR-Ronai, Halliday, Jernigan.

GAME 2 - JANUARY 30, 1999

## FLORIDA STATE 16, UNC ASHEVILLE 3

Marshall McDougall knocked in seven runs on two home runs and a triple as he led No. 4 FSU to a 16-3 victory over UNC Asheville. After McDougall's grand slam in the second, John Halliday and Kevin Cash added solo shots in the third. Nick Stocks struck out five batters in six innings of work. He surrendered two runs, one earned, on three hits and two walks in the outing. Matt Diaz finished the day with three hits and two RBI.

UNCA	000	011	010	3	6	1
FSU	042	315	01x	16	17	1

E-Ronai, Groves. DP-UNCA 1, FSU 3. LOB-UNCA 3, FSU 8. 2B-Jo. White, Barthemely, M. Diaz 2. 3B-McDougall. HR-Jo. White, Cash, Halliday, McDougall 2.

GAME 3 - JANUARY 31, 1999

## FLORIDA STATE 11, UNC ASHEVILLE 3

Jeremiah Klosterman's three-run homer was the highlight of Florida State's (3-0) seven-run rally in the first inning. Blair Varnes retired the first 10 batters as he held UNC Asheville to one run on four hits. Varnes struck out four batters in six innings of work in his first collegiate appearance. Marshall McDougall scored three runs and belted three hits, including an RBI-double in the seventh inning.

UNCA	000	100	020	3	8	4
FSU	700	101	11x	11	13	0

E-Black 2, Ronai 2. DP-FSU 2. LOB-UNCA 6, FSU 13. 2B-Muhlan, Futrell, Hart, McDougall. HR-Klosterman (2).

GAME 4 - FEBRUARY 5, 1999

## FLORIDA STATE 4, ARIZONA STATE 1

No. 4 Florida State used a three-run rally in the eighth inning to break a 1-1 tie and come back to defeat No. 12 Arizona St. The two teams used wooden bats due to a Pac-10 Conference insurance rule. John Halliday knocked in Marshall McDougall with a basehit up the middle for the game winning RBI in the eighth inning. Chris Ginn earned the win in relief after throwing a scoreless eighth inning. Mike DiBlasi struck out two batters in the ninth inning, earning his first save of the season. Jon McDonald struck out 11 batters in 6 1/3 innings of a no-decision. He allowed just one run on four hits and five walks.

ASU	010	000	000	1	4	1
FSU	000	000	13x	4	7	0

E-Beinbrink. DP-ASU 2. LOB-ASU 9, FSU 8.



Jeremiah Klosterman, Coach Mike Martin, Zach Diaz & Chris Chavez

2 0 0 0 S E M I N O L E B A S E B A L L

GAME 5 - FEBRUARY 6, 1999

**FLORIDA STATE 11, ARIZONA STATE 4**

Matt Diaz drove in three runs on three hits including the game-winning RBI. Diaz broke a 3-3 tie with a triple off the right field screen that drove in Marshall McDougall. Chris Chavez struck out seven in 4 1/3 innings of relief for the win. Six Seminoles had multi-hit days as FSU pounded out 14 as a team. Aluminum bats were cleared for use in this game and for Sunday's contest.

ASU	000	031	000	4	10	0
FSU	003	020	42x	11	14	1

E- McDougall. DP- ASU 2. LOB- ASU 10, FSU 7. 2B- Beinbrink, Cash, Klosterman. 3B- M. Diaz. HR- M. Diaz.

GAME 6 - FEBRUARY 7, 1999

**FLORIDA STATE 7, ARIZONA STATE 5**

Kevin Cash belted a two-run home run to center in the seventh inning to break a 5-5 tie and lead No. 4 FSU to a sweep over No. 12 ASU. Chris Whidden picked up the win in relief of Blair Varnes. Mike DiBlasi struck out the side in the ninth for his second save. McDougall extended his hitting streak to five games with a 3-for-5 outing. Sam Scott was 2-for-2, including a home run, with a pair of RBI.

ASU	001	300	100	5	7	0
FSU	001	310	20x	7	14	3

E-Klosterman, Futrell, Spano. LOB-ASU 5, FSU 8. 2B- Conrad. 3B- McDougall. HR- Cash, Scott.

GAME 7 - FEBRUARY 12, 1999

**FLORIDA STATE 17, TROY STATE 3**

Blair Varnes gave up just one hit over five innings and the No. 1 Seminoles pounded out 15 hits, including seven in an eight-run first inning. Karl Jernigan was 3-for-4 with a three-run homer and Sam Scott went 2-for-3 with a double and two RBI.

Troy St.	000	000	030	3	3	1
FSU	814	300	10x	17	15	0

E- Kirkland. LOB- TSU 5, FSU 8. 2B- Halliday, M. Diaz, McDougall, Scott, Hart. HR- Jernigan, Soto.

GAME 8 - FEBRUARY 13, 1999

**FLORIDA STATE 21, TROY STATE 1**

Matt Diaz went 3-for-3 with a home run and five RBI to lead the Seminoles' 17 hit parade. Jon McDonald worked five innings for his second win of the season and struck out five. Chris Smith finished the day 2-for-3 with a home run and four RBI as five FSU batters had multiple hits.

Troy St.	100	000	000	1	6	4
FSU	343	160	31x	21	17	0

E- Gregorio, Kirkland, Latham, Soto. DP-TSU 1, FSU 1. LOB- TSU 7, FSU 11. 2B- Groves 3, Klosterman, M. Diaz, McDougall. 3B- Lancaster. HR- M. Diaz, Smith.

GAME 9 - FEBRUARY 14, 1999

**FLORIDA STATE 10, TROY STATE 2**

No. 1 Florida State stayed perfect on the 1999 season (9-0) with a 10-2 win. Nick Stocks went six innings for the victory, giving up two runs on five hits and recording eight strikeouts. John Halliday knocked in three runs for the Tribe while Sam Scott, Jeremiah Klosterman and Matt Diaz had two RBI apiece.

Troy St.	002	000	000	2	7	6
FSU	320	130	10x	10	11	1

E- Guynn, Kirkland, Lancaster, Soto 3, Klosterman. DP-FSU 1. LOB- TSU 5, FSU 12. 2B- Brown, Kirkland, Halliday, Jernigan, M. Diaz, Scott. 3B- M. Diaz.

GAME 10 - FEBRUARY 16, 1999

**FLORIDA STATE 12, CHARLESTON SO 2**

Sam Scott led the No. 1 Florida State Seminoles with three hits and three RBI over Charleston Southern, 12-2. John Halliday collected three RBI on the day while Mike Futrell hit his first collegiate home run. Mike Smalley earned the win in his first college start, holding the Buccaneers to one run on four hits in five innings.

CSU	001	000	100	2	6	3
FSU	411	410	10x	12	14	2

E-Brooks, Corrigan, Siemers, Groves, M. Diaz. DP-CSU 1, FSU 2. LOB-CSU 12, FSU 9. 2B- Corrigan, Jernigan, M. Diaz, Spano. 3B- M. Diaz. HR- Futrell, Halliday, Scott.

GAME 11 - FEBRUARY 17, 1999

**FLORIDA STATE 7, CHARLESTON SO 2**

Marshall McDougall belted a three-run home run in the fifth inning to break a 1-1 tie and lift No. 1 Florida State over Charleston Southern. FSU did most of its scoring with home runs as Sam Scott ripped a solo shot and

Matt Diaz had a two-run blast. McDougall collected four RBI on three hits, while Sam Scott and Jeremiah Klosterman each contributed two hits. Blair Varnes struck out five batters as he held Charleston Southern to one run on four hits in six innings for the victory.

CSU	001	000	100	2	6	0
FSU	010	030	30x	7	9	1

E-Scott. LOB- CSU-5, FSU 5. 2B-French, Malinkowski, Stout, McDougall. HR- M. Diaz, McDougall, Scott.

GAME 12 - FEBRUARY 20, 1999

**FLORIDA 6, FLORIDA STATE 5**

No. 1 Florida State suffered its first loss of the season, 6-5, to No. 7 Florida. After reaching on an error by Brett Groves, Florida's Todd Johannes came home on a basehit by Mark Ellis to give the Gators a 6-4 lead in the sixth inning. John Halliday belted a home run over the right field screen to cut the Gators' lead to one, but Florida held on to a 6-5 victory. Chris Chavez struck out six and gave up one earned run in 7 2/3 innings in relief of starter Jon McDonald. Halliday was 2-for-5 with two RBI, Sam Scott was 2-for-4 and Marshall McDougall had a two-run homer.

UF	040	101	000	6	8	1
FSU	220	000	100	5	7	1

E-Siegel, Groves. DP-UF 1, FSU 1. LOB-UF 9, FSU 9. 2B-Johannes, Halliday, Scott. HR-Halliday, McDougall.

GAME 13 - FEBRUARY 21, 1999

**FLORIDA STATE 12, FLORIDA 3**

FSU struck early with five runs in the first inning, capped off by a three-run homer by first baseman Kevin Cash as the Seminoles defeated Florida, 12-3. Chris Smith drove in two runs on three hits, including a two-run double in the third inning, in his first appearance as FSU's leadoff hitter. Nick Stocks (3-0) struck out eight batters in six-plus innings as he held the Gators to three runs on six hits. Marshall McDougall added a three-run homer and John Halliday knocked in a pair of runs.

UF	000	002	100	3	8	2
FSU	503	003	01x	12	10	2

E-Bellflower, Dill, Groves, Smith. DP-FSU 1. LOB-UF-10, FSU 9. 2B-Ellis, Griffin, Smith, Spano. HR-Catalanotte, Nystrom, Cash, McDougall.

GAME 14 - FEBRUARY 27, 1999

**FLORIDA 4, FLORIDA STATE 2**

No. 6 Florida used solo home runs by first baseman Jason Dill and right fielder Greg Catalanotte in the eighth inning to break a 1-1 tie and defeat No. 1 Florida State, 4-2. Matt McClendon hurled a complete-game as he held the Seminoles to two runs on eight hits. Chris Chavez took the loss as he pitched 1 1/3 innings and gave up three runs in relief of Jon McDonald, who surrendered just one run on five hits in 6 1/3 innings of a no-decision.

FSU	000	000	011	2	8	3
UF	010	000	03x	4	7	1

E-Scott, Spano 2, Siegel. DP-UF 1. LOB-FSU 7, UF 9. 2B-Cash, Griffin, Siegel. HR-Dill, Catalanotte.

GAME 15 - FEBRUARY 28, 1999

**FLORIDA STATE 8, FLORIDA 4**

John Halliday went 3-for-4 and drove in four runs on three hits as No. 1 Florida State rebounded against No. 6 Florida with a 8-4 victory today to even the season series. Nick Stocks (4-0) held the Gators scoreless for six innings while allowing four hits in 7 1/3 innings pitched. Stocks struck out eight batters and surrendered three runs in the outing. The Seminoles collected 15 hits for their 10th game with double-digit hits. Matt Diaz had a solo home run and finished the day with three hits and two RBI. Marshall McDougall and John-Ford Griffin had two hits apiece.

FSU	021	102	020	8	15	0
UF	000	000	130	4	7	2

E-Goss, Johannes. DP-FSU 1, UF 2. LOB-FSU 11, UF 6. 2B-McDougall 2, Catalanotte. HR-M. Diaz, Halliday, Nystrom, Dill.

GAME 16 - MARCH 2, 1999

**FLORIDA STATE 5, SOUTH FLORIDA 2**

Kevin Cash drove in two runs on a pair of hits, including a solo home run, as No. 1 Florida State defeated South Florida. Blair Varnes (4-0) struck out a career-high eight batters and surrendered two runs on four hits in 6 2/3 innings pitched in the win. Marshall McDougall had a pair of hits and John-Ford Griffin knocked in a run as a pinch-hitter.

USF	000	001	100	2	5	6
FSU	000	120	02x	5	8	1

E-Earle, Eylward 4, Raburn, Hart. DP-USF 1, FSU 1. LOB-USF 5, FSU 7. 2B-Cuccia, Hart, McDougall. HR-Earle, Eylward, Cash.

GAME 17 - MARCH 5, 1999

**WICHITA STATE 8, FLORIDA STATE 1**

No. 13 Wichita State handed the No. 1 Florida State Seminoles their third loss of the season with a 8-1 win in the Hormel Foods Baseball Classic at the Metrodome in Minneapolis, MN. Ben Christensen held the Seminoles to one run on five hits in seven innings pitched in the win for the Shockers. The Seminoles' lone run came when Jeremiah Klosterman doubled and scored on a besehit by Marshall McDougall.

FSU	001	000	000	1	5	2
WSU	102	000	32x	8	11	1

E-Cash, Klosterman, Absher. DP-FSU 1, WSU 2. LOB-FSU 5, WSU 7. 2B-Klosterman, Griffin, Blasi, Ryan, McCarty, Preston, Abram, Hooper.

GAME 18 - MARCH 6, 1999

**FLORIDA STATE 9, MINNESOTA 5**

Nick Stocks struck out seven batters and held Minnesota to two runs (one earned) on five hits as he led No. 1 Florida State to a 9-5 victory over Minnesota. Marshall McDougall led FSU with three hits, while Matt Diaz was 2-for-4 with a home run and two RBI. John Halliday knocked in two runs and Jeremiah Klosterman added two hits.

FSU	202	212	100	9	12	2
MINN	010	000	112	5	9	2

E-Groves, Spano, Amundson, Arlt. LOB-FSU 6, MINN 11. 2B-McDougall, Griffin, Klosterman, Scanlon, Amundson. HR-Diaz.

GAME 19 - MARCH 7, 1999

**FLORIDA STATE 8, WASHINGTON STATE 5**

Marshall McDougall drove in three runs on three hits, including a home run, as he led No. 1 Florida State (16-3) to an 8-5 come-from-behind win over Washington State at the Hormel Foods Classic. McDougall was named the tournament's most valuable player. Chris Whidden earned the win in relief after pitching the eighth inning and Mike DiBlasi struck out the side in the ninth for his fourth save of the season. Karl Jernigan was 3-for-4 while Matt Diaz, Kevin Cash and Brett Groves each had two hits.

Wash St.	000	030	020	5	11	1
FSU	000	000	53x	8	13	1

E-Stevenson, Cash, DP-WSU 2, FSU 2. LOB-WSU 14, FSU 6. 2B-Bode, Gates 2, Stevenson, Cash, M. Diaz, Groves, Jernigan, McDougall. 3B-Jernigan. HR-Cash, McDougall.

GAME 20 - MARCH 12, 1999

**FLORIDA STATE 10, VIRGINIA 3**

John Halliday drove in four runs on three hits and Marshall McDougall drove in three runs on four hits as No. 1 Florida State beat Virginia as FSU won its ACC opener. Jon McDonald (3-1) struck out eight batters and held the Cavaliers to three unearned runs on four hits in seven innings pitched. McDougall and Matt Diaz, who was 4-for-4, had home runs for the Tribe.

UVA	000	300	000	3	7	2
FSU	002	020	33x	10	15	3

E-Kennedy, Floyd, Groves, Scott, McDougall. DP-UVA 1, FSU 2. LOB-UVA 7, FSU 6. 2B-Gonzalez, Smith. HR-Gonzalez, McDougall, M. Diaz.

GAME 21 - MARCH 13, 1999

**FLORIDA STATE 2, VIRGINIA 1**

Nick Stocks struck out a career-high 12 batters as he led FSU to a 2-1 victory over Virginia. Stocks (6-0) held the Cavaliers to just two hits and an unearned run in 8 1/3 innings pitched. Mike DiBlasi recorded his fifth save of the season as he struck out the final two batters of the game. Mike Futrell tripled and scored on a ground ball by shortstop Brett Groves to tie Virginia at 1-1 in the sixth inning. Groves then scored on Marshall McDougall's game-winning single up the middle.

UVA	001	000	000	1	2	3
FSU	000	002	00x	2	9	1

E-Giraldo 2, LaVigne, Hart. DP-UVA 1, FSU 1. LOB-UVA 2, FSU 14. 2B-Gonzalez, Futrell. 3B-Futrell.

GAME 22 - MARCH 14, 1999

**FLORIDA STATE 11, VIRGINIA 3**

Matt Diaz belted three home runs and recorded six RBI as No. 1 Florida State swept Virginia. Blair Varnes (5-0) earned his fifth win of the year as he held the Cavaliers to one run on five hits. Kevin Cash ripped a career-high four hits, including a solo home run in the sixth inning. Diaz' s home runs were all two-run shots in the first, third and fourth innings. Jeremiah Klosterman drove in three runs on two hits on the day and Marshall McDougall recorded three basehits.

UVA	001	000	020	3	7	1
FSU	203	231	00x	11	16	2

E-Benick, Hart, Scott. DP-FSU 1. LOB-UVA 8, FSU 12. 2B-Rueffert, Smith. 3B-Floyd. HR-Gonzalez, Cash, Diaz 3, Klosterman.

GAME 23 - MARCH 16, 1999

**FLORIDA STATE 10, THE CITADEL 6**

Jeremiah Klosterman delivered a two-run double in the seventh inning to break a 6-6 tie as No. 1 Florida State went on to a 10-6 victory over The Citadel. Chris Ginn (2-0) earned the win for FSU as he pitched three scoreless innings of relief. John Halliday belted a three-run homer and Marshall McDougall knocked in two with a home run to left. Each Seminole in the lineup had at least one hit.

CITADEL	300	020	100	6	12	2
FSU	004	200	40x	10	13	3

E-Hartig, M. Harris, Cash, Groves, Smalley. DP-Citadel 2, FSU 1. LOB-Citadel 11, FSU 6. 2B-Jordan, Smalls, Futrell 2, Klosterman 2, Smith. HR-Halliday, McDougall.

GAME 24 - MARCH 17, 1999

**FLORIDA STATE 8, THE CITADEL 4**

Marshall McDougall drove in five runs on three hits as Florida State came back from a 4-0 deficit to post an 8-4 victory over The Citadel. Zach Diaz hurled five scoreless innings of relief, allowing just two hits, and retiring the side in order three times. McDougall belted a two-run homer to cut the lead to 4-2 and he drove in Jeremiah Klosterman on a fielder's choice as the FSU took the lead for good at 5-4. Chris Smith surrendered four runs on six hits in three innings pitched in his first career start on the mound.

CITADEL	310	000	000	4	9	3
FSU	003	002	30x	8	6	2

E-Morris, Hancock, Haigler, Hart, Futrell. DP-Citadel 1, FSU 1. LOB-Citadel 9, FSU 11. HR-McDougall.

GAME 25 - MARCH 19, 1999

**FLORIDA STATE 14, NC STATE 4**

John Halliday drove in four runs on two hits as No. 1 Florida State defeated No. 19 NC State 14-4. Jon McDonald (4-1) scattered nine hits and held the Wolfpack to four runs while striking out four batters in six innings. Sam Scott had a home run among his three hits. Halliday and Matt Diaz both went 2-for-5 with one home run as FSU picked up its first ACC road win.

FSU	300	310	115	14	16	4
NCSU	200	011	000	4	10	0

E-Halliday, Groves, Cash, Spano. DP-FSU 2, NCSU 1. LOB-FSU 12, NCSU 9. 2B-McDougall, Halliday, Scott, Klosterman, Baxter. HR-Halliday, Scott, Diaz.

GAME 26 - MARCH 20, 1999

**FLORIDA STATE 2, NC STATE 1**

Nick Stocks tied a career-high with 12 strikeouts in a 2-1 pitcher's duel as No. 1 FSU edged No. 19 NC State 2-1, at Doak Field. Stocks improved to 7-0, allowing just five hits and no earned runs in eight innings. Matt Diaz led off the sixth inning with a double to left field and came home on an RBI-single by Sam Scott that would prove to be the game winner. Chris Chavez earned his first save of the season by retiring the final two batters of the game.

FSU	010	001	000	2	6	0
NCSU	000	000	001	1	7	1

E-Ward. DP-FSU 1. LOB-FSU 8, NCSU 10. 2B-Diaz, Postell, Smith.

GAME 27 - MARCH 21, 1999

**FLORIDA STATE 13, NC STATE 1**

Kevin Cash knocked in two runs on three hits and Ryan Barthemely collected three RBI and two hits as No. 1 Florida State defeated No. 19 NC State 13-1, for the Seminoles second sweep of an ACC opponent this year. Blair Varnes (6-0) gave up one run while scattering six hits and striking out five batters in a seven-inning outing. The Seminoles recorded a season-high 18 hits with Mike Futrell, Matt Diaz, John Halliday and Brett Groves joining Cash and Barthemely with multi-hit games.

FSU	102	051	301	13	18	3
NCSU	000	001	000	1	7	2

E-Cash, Groves, Varnes, Smith, Stephenson. DP-FSU 1, NCSU 2. LOB-FSU 9, NCSU 9. 2B-Jernigan, Klosterman, Groves, Futrell.

GAME 28 - MARCH 23, 1999

**FLORIDA STATE 7, AKRON 4**

Matt Diaz totaled three RBI on a pair of doubles to lead FSU to a narrow victory over Akron. Chris Smith (1-0) recorded his first collegiate victory, holding Akron to two runs on three hits in 5 2/3 innings. Marshall McDougall and Jeremiah Klosterman extended their hitting streaks to 19 and 13 games, respectively. Karl Jernigan and John Halliday added two hits apiece with Jernigan also collecting an RBI.

AKRON	001	001	002	4	5	3
FSU	321	000	10x	7	10	1

E-Carosello, Meholic, Abdalla, Groves. DP-FSU 3. LOB-Akron 10, FSU 9. 2B-Roberts, Cash, M. Diaz 2, Halliday, Jernigan. 3B-Malaska, McDougall.

GAME 29 - MARCH 24, 1999  
**FLORIDA STATE 12, AKRON 2**

Mike Smalley (2-0) struck out a career-high nine batters, holding the Zips to two runs on three hits in six innings, as FSU extended its winning streak to 12 games. Brett Groves ripped a career-high four hits and scored two runs while John Halliday drove in two runs on two hits. Chris Chavez, Jason Hubbard and Chris Ginn each threw a scoreless inning of relief for the Seminoles.

Akron	002	000	000	2	3	1
FSU	321	000	42x	12	14	1

E-Canosa, Groves. DP-FSU 1. LOB-Akron 8, FSU 12. 2B-Meholick, Barthelemy, M. Diaz, Halliday, Hart, McDougall.

GAME 30 - MARCH 26, 1999  
**FLORIDA STATE 12, NORTH CAROLINA 6**

Sam Scott drove in three runs on two hits, including a two-run home run, to lead No. 1 Florida State to a 12-6 win over No. 3 UNC. Jon McDonald (5-1) fanned nine batters in 6 1/3 innings pitched as he recorded the win. John Halliday was 3-for-4 on the day and Jeremiah Klosterman was 3-for-5 with an RBI. Reliever Chris Whidden struck out five batters in 2 2/3 innings pitched.

UNC	200	002	200	6	6	4
FSU	320	150	01x	12	12	2

E-Blake, Hooper, Godwin, McCay, Halliday 2. DP-UNC 1, FSU 1. LOB-UNC 8, FSU 7. 2B-LaMarsh, Shearin, Halliday, Klosterman 2. HR-McDougall, Scott.

GAME 31 - MARCH 27, 1999  
**FLORIDA STATE 5, NORTH CAROLINA 4**  
(10 INNINGS)

John-Ford Griffin singled and scored the game-winning run on a fielder's choice by Matt Diaz in the 10th inning as No. 1 Florida State pulled out a 5-4 victory over No. 3 North. Chris Chavez (2-2) earned the win by striking out one in a scoreless inning of relief in the 10th. Diaz singled and tied the game on a basehit by Cash in the ninth to send the game into extra innings. Ryan Barthemely went 3-for-4 on the night and Griffin and Jeremiah Klosterman each recorded a pair of hits.

UNC	020	001	100	0	4	11	2
FSU	300	000	001	1	5	15	2

E-Blake, Earey, McDougall, Cash. LOB-UNC 10, FSU 16. 2B-Halliday, Cash, Futrell. HR-Earey, McDougall.

GAME 32 - MARCH 28, 1999  
**FLORIDA STATE 9, NORTH CAROLINA 4**

No. 1 Florida State ripped four home runs in a 9-4 victory over No. 3 North Carolina to complete a three-game sweep of the No. 3 Tar Heels. Blair Varnes (7-0) scattered eight hits and held UNC to three runs in eight innings of work. Marshall McDougall and Chris Hart belted a pair of two-run home runs in the third inning to highlight FSU's five-run rally. McDougall's homer was his third in as many days and it extended his hitting streak to 23 games. Matt Diaz was 3-for-5 with three runs scored and Jeremiah Klosterman had three RBI.

UNC	200	010	001	4	10	1
FSU	005	011	20x	9	9	2

E-Godwin, Groves 2. DP-UNC 1, FSU 2. LOB-UNC 6, FSU 6. 2B-LaMarsh, M. Diaz. HR-Reynolds, M. Diaz, Hart, Klosterman, McDougall.

GAME 33 - MARCH 30, 1999  
**FLORIDA STATE 14, MERCER 1**

John-Ford Griffin drove in three runs on four hits and Matt Diaz belted a three-run double to help the Seminoles beat Mercer 14-1 as FSU won its 16th straight. Mike Smalley (3-0) held the Bears to one run on six hits in his third win of the season. Marshall McDougall extended his hitting streak to 24 games with an RBI-single in Florida State's five-run third inning. Karl Jernigan plated two more runs with his fourth home run of the season.

Mercer	000	010	000	1	9	1
FSU	225	320	00x	14	13	0

E-McDonough. DP-Mercer 2, FSU 3. LOB-Mercer 11, FSU 9. 2B-Connelly, Griffin, M. Diaz, Cash. 3B-Groves. HR-Blair, Jernigan.

GAME 34 - APRIL 2, 1999  
**FLORIDA STATE 7, WAKE FOREST 4**

Jeremiah Klosterman had the game-winning hit in the sixth inning as No. 1 FSU downed No. 19 Wake Forest. Chris Chavez got the win in relief, pitching 3 2/3 innings and giving up just one run while striking out seven. Wake Forest starter Mike MacDougal took the loss after allowing five runs on 12 hits. Klosterman finished 3-for-4 with two RBI with Matt Diaz and John Halliday also contributing three hits each.

WFU	000	300	100	4	6	1
FSU	003	002	20x	7	15	0

E-Slavik. DP-WFU 2, FSU 2. LOB-WFU 5, FSU 14. 2B-Slavik, M. Diaz. HR-Slavik, Groves.

GAME 35 - APRIL 3, 1999  
**FLORIDA STATE 16, WAKE FOREST 3**

Nick Stocks tossed eight strong innings and FSU used a 10-run eighth inning to defeat Wake Forest 16-3. Stocks (8-0) allowed three runs on four hits in eight innings. Mike Futrell finished the game 2-for-4 with three RBI and Matt Diaz was 3-for-5 with two RBI. Marshall McDougall extended his hitting streak to 26 games with a 2-for-5 outing.

WFU	000	003	000	3	4	0
FSU	020	022	0(10)x	16	17	3

E-Futrell, Cash. DP-FSU 3. LOB-WFU 2, FSU 9. 2B-McDougall, Scott, Diaz. HR-Aquilante, Futrell, Klosterman.

GAME 36 - APRIL 4, 1999  
**FLORIDA STATE 4, WAKE FOREST 3**

Chris Smith's bases loaded RBI-single in the bottom of the ninth lifted No. 1 FSU over No. 19 Wake Forest, 4-3. With the sweep, the Seminoles improved to 33-3 and 12-0 in the ACC. Chris Ginn picked up the win in relief after tossing a scoreless inning of work in the ninth. John Halliday went 3-for-5 while Matt Diaz and Marshall McDougall each went 2-for-4 in the game.

WFU	030	000	000	3	4	0
FSU	002	000	011	4	12	3

E-Groves 3. DP-FSU 1. LOB-WFU 3, FSU 15. 2B-Cash, Klosterman.



Karl Jernigan

GAME 37 - APRIL 7, 1999

**FLORIDA STATE 8, JACKSONVILLE 6**

Kevin Cash's two-run single in the seventh inning gave No. 1 Florida State an 8-6 advantage win over Jacksonville and the Seminoles extended their winning streak to 20 games. Chris Chavez (4-2) earned the win in relief after pitching 1 1/3 scoreless innings and striking out three batters, moving into fifth place on the FSU career strikeout list with 337. Marshall McDougall finished the day with four hits and three runs scored.

JU	310	000	200	6	7	0
FSU	203	000	30x	8	11	1

E-Klosterman. DP-JU 1. LOB-JU 6, FSU 6. 2B-Asche, Cash, M. Diaz, McDougall 2. HR-Oliva, M. Diaz.

GAME 38 - APRIL 9, 1999

**FLORIDA STATE 8, CLEMSON 0**

No. 1 Florida State extended its winning streak to 21 games as right-hander Jon McDonald struck out 11 batters in a 8-0 victory over Clemson for the Seminoles' first shutout of the season. The game marked the first time Clemson has been shutout since a 10-0 loss to the Seminoles in the final game of the 1997 ACC Tournament and it was the Seminoles' first shutout in 71 games. At the plate, John-Ford Griffin hit his first career home run and was 2-for-3 with two RBI. Marshall McDougall and Kevin Cash had three hits apiece.

CLEMSON	000	000	000	0	3	1
FSU	430	000	10x	8	15	1

E-Ellis. DP-Clemson 2, FSU 2. LOB-Clemson 7, FSU 12. 2B-McDougall. HR-Griffin.

GAME 39 - APRIL 10, 1999

**CLEMSON 8, FLORIDA STATE 4**

Florida State's 21-game winning streak came to end one shy of the school record in an 8-4 loss to Clemson in front of a season-high 5,021 fans at Dick Howser Stadium. Mike Paradis (4-0) earned the win for Clemson, in a six-inning outing in which he held the Seminoles to three runs on just four hits. Nick Stocks took his first loss of the year after giving up eight earned runs in 6 1/3 innings. Brett Groves led FSU with two hits.

CLEMSON	400	200	200	8	13	0
FSU	001	110	001	4	7	2

E-Cash, Griffin. DP-Clemson 3, FSU 3. LOB-Clemson 5, FSU 7. 2B-Groves, Harris 2, Halliday, McDougall. HR-Boyd, Stanley.

GAME 40 - APRIL 11, 1999

**FLORIDA STATE 5, CLEMSON 3**

FSU defeated Clemson 5-3 to take two out of three from the Tigers. John Halliday doubled down the first base line and then scored on the game-winning RBI-single by designated hitter Chris Hart in the bottom of the seventh. Chris Chavez (5-2) got the win in relief, going 2 2/3 scoreless innings without giving up a hit. Mike DiBlasi came on in the ninth and picked up his eighth save of the season. Diaz finished 2-for-3 with two RBI and Mike Futrell was 3-for-3 with a run scored.

CLEMSON	000	102	000	3	7	1
FSU	003	001	10x	5	9	1

E-Holstad, Cash. LOB-CU 7, FSU 7. 2B-Harris, M. Diaz, Halliday. HR-Bultmann (5), M. Diaz (13).

GAME 41 - APRIL 14, 1999

**FLORIDA STATE 25, JACKSONVILLE 2**

No. 1 Florida State put 12 runs on the board in the top of the first inning and never looked back, coasting to a 25-2 victory over Jacksonville. The 23-run margin marked the worst loss in Dolphin history and FSU's 25 runs tied for the most FSU has scored in the series. Zach Diaz pitched five innings and gave up one earned run for the win as the game was stopped after seven innings. Marshall McDougall extended his hitting streak to 32 games, going for 3-for-3 on the night, two shy of J.D. Drew's school record mark of 34 games. Matt Diaz was 5-for-5 with three RBI.

FSU	(12)05	050	3	25	18	1
JU	100	001	0	2	5	2

E-Barthelemy, Asche, Rodgers. DP-FSU 2. LOB-FSU 7, JU 3. 2B-Griffin, Halliday, Klosterman, McDougall, Scott, Smith. 3B-Spano. HR-Cash, Hart, Asche.

GAME 42 - APRIL 16, 1999

**FLORIDA STATE 8, MIAMI 2**

Florida State took the first game against No. 5 Miami with a 8-2 win over the Hurricanes. Marshall McDougall led the way for the Seminoles at the plate with a three-home run night as FSU hit a total of six home runs. Jon McDonald (7-1) held the 'Canes in check as he gave up just two earned runs in 7 1/3 innings for the win, striking out six and walking one. Chris Whidden picked up his first career save as he struck out the final five Hurri-

cane batters. In extending his hitting streak to 33 games, McDougall knocked in four runs with the three homers.

UM	010	010	000	2	9	2
FSU	120	100	13x	8	12	1

E-Hill, Lovelady, Cash. DP-FSU 2, UM 1. LOB-UM 6, FSU 9. HR-Brown, M. Walker, M. Diaz, Griffin, McDougall 3, Scott.

GAME 43 - APRIL 17, 1999

**MIAMI 4, FLORIDA STATE 3**

Mike Rodriguez doubled off the rightfield wall to knock in Russ Jacobson for the game-winning run as No. 5 Miami edged No. 1 Florida State in front of a season-best crowd of 5,032 at Dick Howser Stadium. David Gil (4-0) pitched eight innings, scattering eight hits and surrendering just two earned runs on the night. Nick Stocks went 6 2/3 for the Seminoles, striking out 11 and giving up only one earned run in the no-decision. Marshall McDougall's hitting streak ended at 33 games, one short of tying J.D. Drew's 34-game record set in 1997.

UM	011	000	020	4	10	2
FSU	010	100	100	3	8	3

E-Gil, Hill, M. Diaz, Groves 2. DP-UM 3, FSU 1. LOB-UM 6, FSU 8. 2B-Clute, M. Rodriguez 2, Groves. HR-Brown, Cash.

GAME 44 - APRIL 18, 1999

**MIAMI 8, FLORIDA STATE 7**

Pinch-hitter Brian Seever ripped a basehit to knock in second baseman Kris Clute for the game-winning run in the eighth inning as Miami (28-9) edged FSU, 7-6. After trailing 6-0, FSU rallied for six runs in the bottom of the sixth, capped by a Kevin Cash grand slam. Chris Chavez took the loss despite holding Miami to one run on three hits in 6 2/3 innings. Chavez struck out seven batters in the outing after relieving right-hander Blair Varnes in the first inning.

UM	600	000	011	8	11	2
FSU	000	060	001	7	7	1

E-Jacobson, Lovelady, Klosterman. LOB-UM 9, FSU 10. 2B-Griffin, Halliday. HR-Cash.

GAME 45 - APRIL 23, 1999

**MIAMI 8, FLORIDA STATE 7**

Florida State dropped its third one-run loss, 8-7, to Miami in as many games. The game was a battle between the two teams that occupy the No. 1 spot in the college baseball polls in front of 4,903 at Mark Light Stadium. With the score tied at 7-7 in the bottom of the ninth, Miami's Javy Rodriguez singled up the middle with the bases loaded and one out to give the Hurricanes the victory. Once again, FSU trailed by four and tied the game at 7-7 with a four-run sixth. John-Ford Griffin was the Seminoles' top hitter, going 3-for-5 with three runs scored and two RBI.

FSU	110	014	000	7	10	3
UM	223	000	001	8	9	2

E-Diaz, Klosterman 2, Clute, Jacobson. DP-Miami 1. LOB-FSU 9, Miami 11. 2B-M. Diaz, Griffin, Hart, Clute.

GAME 46 - APRIL 24, 1999

**MIAMI 9, FLORIDA STATE 4**

Florida State lost its fourth straight game to Miami in front of 5,062 at Mark Light Stadium. UM starter David Gil struck out a career-high 12 and surrendered just two earned runs in seven innings to earn the win. FSU trailed 5-4, but Miami broke the game open with four runs in the bottom of the eighth. Brett Groves was the only Seminole with more than one hit (2-for-4).

FSU	112	000	000	4	6	2
UM	002	021	04x	9	12	1

E-Klosterman, Smith, Crespo. LOB-FSU 6, UM 8. 2B-Cash, M. Rodriguez, Walker. HR-Hill, Crespo.

GAME 47 - APRIL 23, 1999

**MIAMI 9, FLORIDA STATE 8**

(11 INNINGS)

Javy Rodriguez' RBI-double scored Manny Crespo in the 11th inning to give Miami a 9-8 win over Florida State. Sam Scott's pinch-hit three-run homer in the top of the eleventh lifted FSU to a 8-5 lead, but the Hurricanes came back in the bottom half of the inning with a sacrifice fly by second baseman Kris Clute and a two-run homer by Bobby Hill to tie the score before the Rodriguez hit. Matt Diaz finished the day 3-for-4 at the plate with a double and an RBI.

FSU	121	000	010	03	8	1
UM	000	021	101	04	9	1

E-McDougall, Lovelady. DP-FSU 2, UM 1. LOB-FSU 4, UM 17. 2B-M. Diaz, Griffin, Klosterman, Crespo, Hill, Lovelady, J. Rodriguez, M. Rodriguez. HR-Halliday, Jernigan, McDougall, Scott, Esquivel, Hill, Lovelady, Walker.

GAME 48 - APRIL 30, 1999

**GEORGIA TECH 3, FLORIDA STATE 2**

No. 4 Florida State lost their sixth straight game, 3-2, to Georgia at Russ Chandler Stadium. The Seminoles' six-game slide set the mark for the longest in school history. Tech's Victory Menocal, who came into the game hitting .184, had the game-winning RBI with a double in the bottom of the sixth. The two starters each went the distance as Georgia Tech LHP Cory Vance (7-3) was the winner in a complete game effort, giving up only one earned run and three hits. FSU RHP Jon McDonald (7-2) took the loss, going eight innings and giving up three earned runs.

FSU	002	000	000	2	3	2
GT	010	002	00x	3	11	1

E- Cash, McDonald, Menocal. DP-FSU 2, GT 2. LOB- FSU 2, GT 9. 2B- Futrell, Menocal, Teixeira. HR- Halliday 9, McQueen 8.

GAME 49 - MAY 1, 1999

**FLORIDA STATE 18, GEORGIA TECH 4**

Florida State ended its six-game losing streak with an 18-4 win over Georgia Tech. FSU tied a season-high with 12 runs in the bottom of the eighth inning. Blair Varnes (7-1) got the win for the Seminoles, going 6 1/3 innings with four earned runs. Marshall McDougall (3 RBI), Jeremiah Klosterman (2 RBI), Kevin Cash (2 RBI) and Mike Futrell (3 RBI) all had three hits each for the Tribe.

FSU	020	120	1(12)0	18	17	3
GT	001	001	200	4	8	1

E- McDougall 2, Scott, Cash, Teixeira. DP-GT 1. LOB- FSU 7, GT 7. 2B- McDougall, Halliday, Scott, Klosterman, Stockton, Donaghey, Menocal. HR- Futrell, Klosterman, Cash, Stockton.

GAME 50 - MAY 2, 1999

**FLORIDA STATE 4, GEORGIA TECH 2**

Starter Chris Chavez (6-4) recorded a career-best 13 strikeouts and gave up two earned runs on two hits in 8 2/3 innings. Chavez allowed just two of his 26 outs to leave the infield in the victory. The deciding margin came when Matt Diaz hit his 15th home run of the season with Mike Futrell aboard in the fifth inning. Futrell was 2-for-3 on the day, ending the three-game series with a .700 average (7-10) with three doubles and a home run.

FSU	000	130	000	4	4	0
GT	002	000	000	2	2	0

E- None. DP-FSU 1, GT 1. LOB- FSU 4, GT 5. 2B- Futrell 2. HR- M. Diaz.

GAME 51 - MAY 7, 1999

**FLORIDA STATE 9, MARYLAND 3**

No. 4 Florida State clinched its second consecutive ACC regular season championship with a 9-3 victory over Maryland. It is the third ACC regular season title ('96) for the Seminoles since joining the league in 1992. Jon McDonald (8-2) worked 5 2/3 innings for the victory, giving up three (two earned) runs on seven hits and striking out five. Marshall McDougall went 3-for-4 on the night with two doubles, two runs and two RBI.

FSU	003	010	320	9	12	1
UM	001	110	000	3	7	2

E- Halliday, D'Archangelo, Trout. DP-FSU 1, MD 3. LOB- FSU 8, MD 6. 2B- Munroe, Easter, McDougall. 3B- Groves. HR- Jernigan.

GAME 52 - MAY 8, 1999

**FLORIDA STATE 13, MARYLAND 4**

The Seminoles used three home runs in the top of the seventh by Kevin Cash, John Halliday and Marshall McDougall to take control of the game after the Terps jumped out to the early lead. Chris Ginn (5-0) took over for starter Blair Varnes in the fourth and pitched five innings of scoreless relief for the win. McDougall, Halliday, Cash, Matt Diaz and Chris Smith all had multi-hit performances.

FSU	000	030	424	13	13	0
UM	004	000	000	4	10	2

E- Mohap, Trout. DP-FSU 2, MD 1. LOB-FSU 10, MD 9. 2B- Cash, Halliday, Smith 2, Trout. HR- Cash, Halliday, McDougall.

GAME 53 - MAY 9, 1999

**FLORIDA STATE 26, MARYLAND 2**

Marshall McDougall set NCAA records for home runs in a game (6), RBI in a game (16) and total bases (25) as No. 4 Florida State rolled to a 26-2 victory at Shipley Field. McDougall started the game with a single before hitting six consecutive home runs and finishing the day 7-for-7. He hit for the home run cycle with a solo HR, a two-run HR, three three-run HR and a grand slam. Nick Stocks (9-1) was the winner, going a pre-determined four innings with two earned runs.

FSU	211	402	367	26	24	2
UM	200	000	000	2	12	2

E- Groves, McDougall, Gemmil, Trout. DP-FSU 3, MD 1. LOB-FSU 6, MD 11. 2B- M. Diaz, Beer. HR- Barthelemy, Cash, McDougall 6, Scott.

GAMES 54 & 55 - MAY 15, 1999

**FLORIDA STATE 11 -9, DUKE 3-1**

(DOUBLEHEADER)

No. 4 Florida State swept a doubleheader from Duke to set the ACC record for conference wins in a season at 21. Clemson held the old record, going 20-4 in ACC play in 1994 and 1995. In game one, Blair Varnes improved to 9-1 with the victory after giving up just two earned runs in six innings. Futrell was the top hitter, going 4-for-4 with three runs scored. Nick Stocks shut down the Blue Devils in game two, going 5 1/3 innings without giving up a run. Stocks struck out seven, improving his record to 10-1 on the season. Marshall McDougall was 3-for-4 with a pair of RBI to lead all Seminole hitters.

FSU	202	160	0	11	11	1
DUKE	030	000	0	3	6	2

E- Cash, Conrey, Schill. DP-FSU 1, Duke 1. LOB-FSU 8, Duke 7. 2B- Futrell, Groves, Klosterman, McDougall, Goodner, Kelly, Thompson.

FSU	001	031	4	9	11	2
DUKE	000	001	0	1	5	0

E- Halliday 2. DP- FSU 3, Duke 1. LOB- FSU 5, Duke 5. 2B- Griffin, McDougall 2, Caradonna.


GAME 56 - MAY 16, 1999

**FLORIDA STATE 7, DUKE 0**

FSU defeated Duke 7-0 in their final regular season game. Mike Smalley (4-0) got the start for FSU and pitched five scoreless innings for the win, striking out five while walking just one. Marshall McDougall continued his hot streak with the bat, going 3-for-3 with two runs scored. The game was just the second shutout of the season for the FSU pitching staff, which came into the weekend ranked second nationally in ERA. Since ending a six-game losing streak at Georgia Tech, FSU has recorded eight straight wins.

FSU	210	030	001	7	12	1
DUKE	000	000	000	0	6	0

E- Cash, Grossi. DP-FSU 2. LOB-FSU 7, Duke 6. 2B- Scott.



Brett Groves

**GAME 57 - MAY 19, 1999 - ACC TOURNAMENT  
FLORIDA STATE 4, MARYLAND 1**

In the opening round of the ACC Tournament, the No. 1-seeded Seminoles defeated Maryland, 4-1, at Durham Bulls Athletic Park. Jon McDonald improved his record to 9-2, going eight innings and giving up just four hits and one earned run. Mike DiBlasi earned his ninth save of the year with two strikeouts in the ninth inning. Marshall McDougall hit his 24th home run while Karl Jernigan had a double and a triple to pace FSU offensively.

UM	000	010	000	1	4	1
FSU	011	010	10x	4	9	1

E-D'Archangelo, Groves. DP-FSU 1. LOB-MD 7, FSU 12. 2B-M. Diaz, Jernigan. 3B-Jernigan. HR-McDougall.

**GAME 58 - MAY 20, 1999 - ACC TOURNAMENT  
FLORIDA STATE 7, GEORGIA TECH 3**

FSU won its 10th straight game with a 7-3 victory over Georgia Tech in the second round of the ACC Tournament. The Yellow Jackets jumped out to a 3-0 lead after three innings, but the Tribe closed the game with seven unanswered runs. Blair Varnes became the second FSU starter to record 10 wins, working 6 1/3 innings and allowing three earned runs. Chris Chavez continued his dominance of Tech, finishing the last 2 2/3 innings without allowing a hit and striking out three. Kevin Cash was the top hitter, going 3-for-3 with an RBI. Marshall McDougall, John-Ford Griffin and Brett Groves added two hits apiece.

FSU	000	021	103	7	12	1
GT	102	000	000	3	11	2

E-Cash, Boggs, Menocal. DP-FSU 1, GT-2. LOB-FSU 7, GT 7. 2B-Jernigan, Boggs, Donaghey. 3B-Groves.

**GAME 59 - MAY 21, 1999 - ACC TOURNAMENT  
WAKE FOREST 4, FLORIDA STATE 0**

Wake Forest won the battle of the unbeaten in the third day of competition at the ACC Tournament. RHP Scott Siemon pitched a complete game shutout for the Demon Deacons as the Tribe managed just seven hits on the day. Shortstop Chase Voshell hit a two-run home run in the fifth inning to give Siemon all the run support he would need. The shutout was FSU's first since May 6, 1996 (214 games). John-Ford Griffin was the only bright spot for the Seminoles, collecting three hits in four trips to the plate.

WFU	000	021	001	4	11	1
FSU	000	000	000	0	7	2

E-Slavik, Groves, Stocks. DP-WF 2. LOB-WF 11, FSU 8. 2B-Griffin. HR-Price, Voshell.

**GAME 60 - MAY 22, 1999 - ACC TOURNAMENT  
CLEMSON 8, FLORIDA STATE 7**

Florida State's late inning rally fell short as the Seminoles were eliminated from the ACC Tournament by Clemson. Trailing 8-2, FSU scored three runs in the eighth and two more in the ninth before falling to the Tigers 8-7. Sam Scott and Kevin Cash had back-to-back RBI singles in the ninth to cut the Clemson lead to one, but Chris Heck struck out the final two Seminole batters to end the game. Starter Chris Chavez took the loss, working four innings and giving up five runs (four earned).

CLEMSON	201	200	120	8	10	0
FSU	110	000	032	7	9	2

E-M. Diaz, Klosterman. DP-CU 1, FSU 2. LOB-CU 9, FSU 10. 2B-Boyd, Harris, Ellis, Singleton, Hart, Cash.

**GAME 61 - MAY 28, 1999 - NCAA REGIONAL (TALLAHASSEE)  
FLORIDA STATE 24, THE CITADEL 6**

The Citadel put up five runs in the top of the first, but Florida State answered with five in the bottom of the inning and went on to score in each of their eight at bats for a 24-6 win in the first game of the NCAA Regional in Tallahassee. Bulldog starter Rodney Hancock lasted just one inning, giving up nine runs (eight earned) in the loss. FSU starter Blair Varnes settled down after the first and picked up his 11th win of the season, allowing six runs (three earned) on five hits while striking out seven in six innings. John-Ford Griffin, Matt Diaz and Kevin Cash accounted for eight hits and knocked in 13 runs as the Seminoles tied a school NCAA post-season mark with 24 hits.

CITADEL	500	001	000	6	7	4
FSU	543	223	14x	24	24	1

E-Haigler, Harris, Morris, Smalls, Cash. DP-Citadel 1, FSU 2. LOB-Citadel 2, FSU 9. 2B-Byrd, McPherson, Barthelemy, Griffin, Groves, Halliday, Hart, M. Diaz. HR-Cash, Griffin, M. Diaz, Scott.

**GAME 62 - MAY 29, 1999 - NCAA REGIONAL (TALLAHASSEE)  
FLORIDA STATE 9, JACKSONVILLE 2**

FSU starter Nick Stocks shut down the Dolphins, giving up just one earned run on three hits and striking out eight in six innings for the

victory. Chris Chavez held JU hitless and struck out five over the last three innings for his fourth save of the year. The Tribe led 3-2 after seven innings, but took control of the game with one run in the eighth and five more in the ninth. JU starter Nick Regilio worked seven innings and gave up three runs (two earned) as he took the loss. Chris Smith and Brett Groves collected three RBI each to lead FSU at the plate. The game was delayed approximately three hours due to a rain delay.

FSU	011	001	015	9	11	2
JU	010	001	000	2	3	2

E-Barthelemy, Cash, Conyers, D. Johnson. DP-FSU 3. LOB-FSU 11, JU 3. 2B-Groves, Smith, J. Johnson, Veleber. HR-McDougall.

**GAME 63 - MAY 30, 1999 - NCAA REGIONAL (TALLAHASSEE)  
FLORIDA STATE 14, PROVIDENCE 3**

FSU advanced to Super Regional competition with a 14-3 victory over Providence. The game was the last for the Friar baseball program as the school had decided to discontinue the sport at the conclusion of the 1999 season. Shortstop Brett Groves and catcher Jeremiah Klosterman paced the Seminoles offensively with three hits apiece. Jon McDonald worked just 4 2/3 innings and gave up two runs on two hits in the no-decision. Chris Ginn upped his record to 5-0 as he relieved McDonald and allowed one hit in 2 2/3 innings. FSU third baseman Kevin Cash was named NCAA Regional Tournament MVP following the game.

PC	002	000	010	3	4	0
FSU	023	002	52x	14	15	1

E-McDonald. LOB-PC 11, FSU 9. 2B-Reed, Barthelemy, Klosterman, Scott.

**GAME 64 - JUNE 4, 1999 - NCAA SUPER REGIONAL (TALLAHASSEE)  
FLORIDA STATE 10, AUBURN 2**

The Seminoles took game one with a decisive 10-2 win over Auburn in the first game of the newly created NCAA Super Regional format. Nick Stocks improved to 12-2 after pitching eight strong innings and giving up just two runs on six hits while striking out seven. Freshman Ryan Barthelemy powered the Tribe at the plate, cracking two home runs and driving in four. Matt Diaz got FSU off to a quick start with a three-run homer in the bottom of the first and that would prove to be all the run support Stocks would need. Reliever Zach Diaz set the FSU all-time career appearance record (114) as he finished off for Stocks in the ninth.

AU	000	001	100	2	6	0
FSU	300	102	40x	10	12	1

E-M. Diaz. DP-AU 2, FSU 1. LOB-AU 6, FSU 5. 2B-Faulkner, Barthelemy, Jernigan. 3B-Futrell. HR-Barthelemy (2), M. Diaz.

**GAME 65 - JUNE 5, 1999 - NCAA SUPER REGIONAL (TALLAHASSEE)  
FLORIDA STATE 6, AUBURN 3**

Trailing 3-2 after eight innings, FSU scored four runs in the top of the ninth to advance to its 10th College World Series in the past 14 years (17th overall). With one out in the ninth, Chris Smith walked and Brett Groves singled before pinch-hitter John Halliday doubled to right off AU reliever Colter Bean to tie the game at three. The Seminoles took the lead when Karl Jernigan's ground ball got by AU first baseman Todd Faulkner and Halliday scored. Faulkner had given the Tigers a 3-2 lead with a three-run home run in the bottom of the seventh. Matt Diaz once again started the Seminole scoring with a two-run homer in the top of the first inning. Both starters were impressive in no-decisions. FSU's Jon McDonald went 7 2/3 innings and gave up three runs (two earned) while AU's Brent Shoening went 8 1/3 innings, gave up three runs and struck out 11.

FSU	200	000	004	6	7	2
AU	000	000	300	3	8	1

E-Groves (2), Faulkner. DP-FSU 3, AU 1. LOB-FSU 6, AU 7. 2B-Halliday, Rich. HR-M. Diaz, Faulkner.

**GAME 66 - JUNE 12, 1999 - COLLEGE WORLD SERIES  
FLORIDA STATE 7, TEXAS A&M 3**

FSU, the No. 2 seed, started with an impressive 7-3 victory over Texas A&M in their College World Series opener. The Seminoles used a three-run second inning to take the lead for good at 4-1. Matt Diaz provided the power as he went 3-for-5 with a pair of home runs. Freshman first baseman Ryan Barthelemy continued his outstanding postseason play with a solo home run, finishing 2-for-3 on the day. After starter Nick Stocks gave up three earned runs in four innings, Chris Chavez came in to slam the door with five scoreless innings of work. Texas A&M's star hurler, Casey Fossum, was roughed up for seven earned runs in 7 1/3 innings of work.

A&M	011	100	000	3	8	1
FSU	130	020	01x	7	7	1

E-Scheschuk, McDougall. DP-FSU 2, A&M 1. LOB-FSU 8, AU 8. 2B-Truitt, Heaney, Hudson. HR-M. Diaz (2), Barthelemy, Schumacher.



2 0 0 0 S E M I N O L E B A S E B A L L

GAME 67 - JUNE 14, 1999 - COLLEGE WORLD SERIES  
**STANFORD 10, FLORIDA STATE 6**

Stanford got off to a 6-1 lead after three innings and the Seminoles couldn't recover in game two of the College World Series. FSU starter Jon McDonald gave up eight runs, five earned, in 4 1/3 innings to take the loss. Stanford first baseman John Gall went 3-for-4 with a home run and two RBI to pace the Cardinals. Justin Wayne went 6 2/3 innings in the victory, giving up four earned runs. Marshall McDougall (3-for-5) and Jeremiah Klosterman (2-for-4) had multi-hit games for the Tribe.

FSU	100	000	401	6	9	3
STAN	042	110	11x	10	9	2

E-McDougall, Klosterman, Barthelemy, Rizzo, Alvarado. DP-FSU 2, STAN 2. LOB-FSU 9, STAN 6. 2B-Griffin, Cash, Thompson, Gall. HR-Gall.

GAME 68 - JUNE 16, 1999 - COLLEGE WORLD SERIES  
**FLORIDA STATE 7, CAL ST. FULLERTON 2**

Chris Chavez pitched a complete game, giving up only one earned run and striking out six. Kevin Cash led the Seminoles offensively as he went 3-for-5 with one RBI. Matt Diaz recorded two hits including a home run while Brett Groves also had a pair of hits and knocked in two runs. Marshall McDougall also homered as the Seminoles cruised to a 7-2 victory over the Titans. Jon Smith lasted only two innings and gave up four earned runs in the loss.

CSF	100	010	000	2	7	2
FSU	022	300	00x	7	13	2

E-Bischofberger, Saarloos. DP-CSF 2, FSU 1. LOB-CSF 8, FSU 10. 2B-R. Johnson, Griffin, Cash, Jernigan. HR-McDougall, M. Diaz.

GAME 69 - JUNE 17, 1999 - COLLEGE WORLD SERIES  
**FLORIDA STATE 8, STANFORD 6**

FSU rallied for four runs in the sixth and two runs in the seventh to win a hard fought contest over Stanford. Nick Stocks worked the first 4 2/3 innings and gave up six runs (three earned) before giving way to Zach Diaz, who held the Cardinal scoreless for the remaining 4 1/3 innings. Matt Diaz and Sam Scott accounted for two RBI each to lead the Seminoles at the plate. Stanford's Dan Rich took the loss in relief, giving up the deciding two runs in the seventh.

FSU	000	204	200	8	14	1
STAN	300	030	000	6	9	2

E-Cash, Day, Rich. DP-STAN 1. LOB-FSU 16, STAN 9. 2B-Griffin, McDougall, M. Diaz, Groves, Hochgesang. HR-Scott.

GAME 70 - JUNE 18, 1999 - COLLEGE WORLD SERIES  
**FLORIDA STATE 14, STANFORD 11**

Karl Jernigan's three-run homer in the bottom of the 13th inning put FSU in the title game as the Seminoles pulled off a victory in one of the most exciting games in CWS history. Kevin Cash and Sam Scott hit solo home runs in the bottom of the ninth to tie the score at eight and force extra innings. Marshall McDougall had a pair of home runs and finished 4-for-7 while Ryan Barthelemy also contributed four hits, including one home run. Nick Stocks picked up his 13th win of the season as he pitched the final two innings in relief and held the Cardinal scoreless.

STAN	200	000	700	200	0	11	16	0
FSU	111	400	002	200	3	14	19	1


E-Groves, DP-STAN 1, FSU 2. LOB-STAN 13, FSU 14. 2B-Borchart 2, McDougall 2, Scott 2, Smith. 3B-Day. HR-Gall, Muth, Jernigan, McDougall 2, Scott, Cash, Barthelemy.

GAME 71 - JUNE 19, 1999 - COLLEGE WORLD SERIES  
**MIAMI 6, FLORIDA STATE 5**

Florida State's comeback came up one run short as the Seminoles lost 6-5 to Miami in the national championship game. With FSU's pitching staff almost completely depleted from battling back from the loser's bracket, freshman Blair Varnes made a courageous start despite a severe knee injury. Varnes suffered an isolated rupture of his left ACL two weeks earlier and pitched the first six innings with a knee brace, giving up six earned runs and taking the loss. FSU fell behind 6-2 after UM put up five in the bottom of the fifth inning. The Tribe rallied for two in the seventh and one in the eighth to cut the lead to 6-5. In the eighth, FSU could have added another run to tie the game, but Marshall McDougall's deep fly ball was caught on the warning track. Miami's Kevin Brown knocked in four runs with a three-run double and a solo home run.

FSU	011	000	210	5	7	1
UM	010	050	00x	6	8	2

E-C. Whidden, Hill, Crespo. DP-FSU 3. LOB-FSU 10, UM 5. 2B-Brown. 3B-Barthelemy. HR-Scott, Brown.



# 1999 ACC STATISTICS

RECORD: 22-2-0 HOME 11-1-0 AWAY: 11-1-0

## BATTING

NAME	AVG	GP-GS	AB	R	H	2B	3B	HR	RBI	TB	SLG%	BB	HBP	SO	GDP	OB%	SF	SH	SB-SBA	PO	A	E	FLD%
Futrell, Michael	.517	24-12	58	22	30	7	1	2	12	45	.776	7	0	11	1	.561	1	1	1-1	9	0	1	.900
McDougall, Marshall	.475	24-24	101	35	48	10	0	11	42	91	.901	12	5	13	0	.546	1	1	8-9	42	79	4	.968
Griffin, John-Ford	.400	16-9	35	14	14	1	0	1	8	18	.514	8	2	8	1	.533	0	0	0-0	11	1	1	.923
Diaz, Matt	.396	24-24	106	31	42	6	0	8	36	72	.679	6	5	20	2	.442	3	1	5-6	32	5	0	1.000
Klosterman, Jeremiah	.352	24-24	88	13	31	8	0	4	30	51	.580	10	2	10	4	.426	1	1	0-0	183	22	0	1.000
Halliday, John	.333	22-22	78	11	26	7	0	3	18	42	.538	14	0	23	0	.435	0	0	0-0	120	9	6	.956
Smith, Chris	.314	22-14	51	18	16	4	0	0	8	20	.392	9	3	7	3	.444	0	1	0-0	17	0	0	1.000
Cash, Kevin	.311	24-24	90	17	28	3	0	4	16	43	.478	16	3	29	5	.431	0	0	2-5	37	44	11	.880
Barthelemy, Ryan	.310	17-4	29	4	9	0	0	1	6	12	.414	4	1	2	0	.412	0	0	0-0	66	2	0	1.000
Groves, Brett	.288	22-21	73	22	21	2	1	1	8	28	.384	12	3	19	2	.404	1	1	15-18	32	61	9	.912
Scott, Sam	.283	21-12	53	10	15	4	0	3	14	28	.528	11	0	11	1	.406	0	0	1-2	1	2	3	.500
Huguet, J.C.	.250	8-0	8	1	2	0	0	0	1	2	.250	0	0	2	1	.250	0	0	0-0	6	0	0	1.000
Spano, Bobby	.200	17-3	15	6	3	0	0	0	2	3	.200	3	1	4	0	.368	0	0	0-0	13	17	1	.968
Jernigan, Karl	.170	21-13	47	12	8	1	0	1	4	12	.255	10	4	14	1	.361	0	0	2-2	28	1	0	1.000
Hart, Chris	.143	18-10	35	5	5	0	0	1	4	8	.229	8	0	12	1	.302	0	0	0-0	22	2	2	.923
<b>TOTALS</b>	<b>.344</b>	<b>24-24</b>	<b>867</b>	<b>221</b>	<b>298</b>	<b>53</b>	<b>2</b>	<b>40</b>	<b>209</b>	<b>475</b>	<b>.548</b>	<b>130</b>	<b>29</b>	<b>185</b>	<b>22</b>	<b>.442</b>	<b>7</b>	<b>6</b>	<b>34-43</b>	<b>636</b>	<b>272</b>	<b>40</b>	<b>.958</b>
<b>OPPONENTS</b>	<b>.219</b>	<b>24-24</b>	<b>780</b>	<b>70</b>	<b>171</b>	<b>27</b>	<b>1</b>	<b>11</b>	<b>64</b>	<b>233</b>	<b>.299</b>	<b>70</b>	<b>8</b>	<b>218</b>	<b>28</b>	<b>.289</b>	<b>3</b>	<b>7</b>	<b>22-30</b>	<b>607</b>	<b>231</b>	<b>29</b>	<b>.967</b>

LOB - Team (211), Opp (163). DPs turned - Team (37), Opp (26). CI - Team (1), Hart 1. IBB - Team (4), Cash 2, Diaz, M 1, Halliday 1. Picked off - Futrell 2, Diaz, M 1, Halliday 1, Smith 1.

## PITCHING

NAME	ERA	W-L	APP	GS	CG	SHO/CBO	SV	IP	H	R	ER	BB	SO	2B	3B	HR	BF	B/AVG	WP	HBP	BK	SFA	SHA
Ginn, Chris	0.00	2-0	9	0	0	0/1	1	14.0	9	0	0	4	8	0	0	0	54	.180	0	0	0	0	0
Diaz, Zach	0.00	0-0	10	0	0	0/2	0	10.2	5	0	0	2	9	1	0	0	37	.143	0	0	0	0	0
Whidden, Chris	0.00	0-0	8	0	0	0/1	1	8.2	2	0	0	3	16	0	0	0	30	.074	0	0	0	0	0
Smalley, Mike	0.00	1-0	2	1	0	0/1	0	6.0	7	0	0	1	6	0	0	0	24	.304	0	0	0	0	0
Chavez, Chris	1.54	4-0	10	1	0	0/0	2	23.1	14	5	4	6	33	1	0	2	90	.173	1	2	0	0	0
DiBlasi, Mike	2.57	0-0	8	0	0	0/1	3	7.0	6	2	2	6	11	1	0	1	33	.231	0	0	0	0	1
McDonald, Jon	2.66	5-1	7	7	1	0/1	0	44.0	41	22	13	21	51	8	0	2	193	.243	4	1	1	1	1
Stocks, Nick	3.19	5-1	7	7	0	0/0	0	48.0	39	19	17	15	54	6	0	4	194	.220	1	1	0	0	1
Varnes, Blair	3.44	5-0	8	8	0	0/0	0	49.2	48	22	19	9	29	10	1	2	209	.253	3	4	0	2	4
— Others —																							
Hudson, Scott	0.00	0-0	1	0	0	0/0	0	0.2	0	0	0	3	1	0	0	0	5	.000	0	0	0	0	0
<b>TOTALS</b>	<b>2.33</b>	<b>22-2</b>	<b>24</b>	<b>24</b>	<b>1</b>	<b>2/2</b>	<b>7</b>	<b>212.0</b>	<b>171</b>	<b>70</b>	<b>55</b>	<b>70</b>	<b>218</b>	<b>27</b>	<b>1</b>	<b>11</b>	<b>869</b>	<b>.219</b>	<b>9</b>	<b>8</b>	<b>1</b>	<b>3</b>	<b>7</b>
<b>OPPONENTS</b>	<b>9.07</b>	<b>2-22</b>	<b>24</b>	<b>24</b>	<b>1</b>	<b>0/0</b>	<b>1</b>	<b>202.1</b>	<b>298</b>	<b>221</b>	<b>204</b>	<b>130</b>	<b>185</b>	<b>53</b>	<b>2</b>	<b>40</b>	<b>1039</b>	<b>.344</b>	<b>19</b>	<b>29</b>	<b>3</b>	<b>7</b>	<b>6</b>

PB - Team (3), Hart 2, Klosterman 1, Opp (2). Pickoffs - Team (0), Opp (5). SB/SBA - Klosterman (22-30), McDonald (11-12), Varnes (3-8), Stocks (6-7), Chavez (1-2), Whidden, C (1-1).

# 1999 ATLANTIC COAST CONFERENCE FINAL STANDINGS

ACC VS. NON-ACC: 195-90-1, .684

	ACC GAMES					OVERALL GAMES						STREAK	
	W	L	PCT	HM	RD	W	L	T	PCT	HM	RD		NEU
<b>FLORIDA STATE</b>	<b>22</b>	<b>2</b>	<b>.917</b>	<b>11-1</b>	<b>11-1</b>	<b>57</b>	<b>14</b>	<b>0</b>	<b>.803</b>	<b>37-4</b>	<b>13-5</b>	<b>7-5</b>	<b>LOST 1</b>
Wake Forest	16	7	.696	10-1	6-6	47	16	0	.746	27-4	3-11	7-1	Lost 2
Clemson	13	10	.565	9-3	4-7	42	27	0	.609	25-7	8-13	8-8	Lost 1
North Carolina	13	11	.542	9-3	4-8	41	18	0	.695	27-3	7-12	7-3	Lost 2
Georgia Tech	12	12	.500	7-5	5-7	38	20	0	.655	25-6	11-10	2-4	Lost 2
NC State	11	13	.458	6-6	5-7	37	25	0	.597	24-9	9-12	4-4	Lost 3
Virginia	8	15	.348	7-4	1-11	21	35	0	.375	17-10	3-19	1-6	Lost 2
Maryland	6	17	.261	1-10	5-7	23	33	1	.412	9-13-1	8-1	5-1	Lost 1
Duke	4	18	.182	3-9	1-9	24	31	0	.436	20-17	4-11	0-3	Lost 5

## 1999 COLLEGE WORLD SERIES

OMAHA, NE  
JUNE 11- JUNE 19, 1999

Florida State d. Texas A&M	7-3
Stanford d. Florida State	10-6
Florida State d. Cal State-Fullerton	7-2
Florida State d. Stanford	8-6
Florida State d. Stanford	14-11
Miami d. Florida State	6-5

## NCAA SUPER REGIONALS

JUNE 4-6  
AT TALLAHASSEE, FLA.

Florida State d. Auburn	10-2
Florida State d. Auburn	6-3

AT CORAL GABLES, FLA.

Miami d. Wake Forest	10-2
Miami d. Wake Forest	8-1

AT COLLEGE STATION, TEXAS

Texas A&M d. Clemson	20-3
Clemson d. Texas A&M	10-3
Texas A&M d. Clemson	5-4

## NCAA REGIONALS

MAY 28-30  
AT WINSTON-SALEM, N.C.

Wake Forest d. Siena	22-4
Wake Forest d. Richmond	12-1
Richmond d. Wake Forest	9-3
Wake Forest d. Richmond	13-3

AT TALLAHASSEE, FLA.

Florida State d. The Citadel	24-6
Florida State d. Jacksonville	9-2
Florida State d. Providence	14-3

AT AUBURN, ALA.

Auburn d. NC State	9-7
Tulane d. NC State	11-5

AT FAYETTEVILLE, ARK.

SW Missouri State d. Clemson	23-5
Clemson d. Delaware	17-3
Clemson d. Arkansas	12-4
Clemson d. SW Missouri State	8-7
Clemson d. SW Missouri State	7-5

AT STANFORD, CALIF.

UNC d. Nevada	(12 inn.) 8-5
Stanford d. UNC	7-4
Nevada d. UNC	5-1

## 26TH ANNUAL ACC TOURNAMENT REVIEW

TUESDAY, MAY 18

#8 Maryland d. #9 Duke	4-2
------------------------	-----

WEDNESDAY, MAY 19

#5 Georgia Tech d. #4 North Carolina	15-4
#1 Florida State d. #8 Maryland	4-1
#2 Wake Forest d. #7 Virginia	4-3
#3 Clemson d. #6 NC State	7-6

THURSDAY, MAY 20

#8 Maryland d. #4 UNC	6-3
#6 NC State d. #7 Virginia	9-6
#1 Florida State d. #5 Georgia Tech	7-3
#2 Wake Forest d. #3 Clemson	6-3

FRIDAY, MAY 21

#6 NC State d. #5 Georgia Tech	9-6
#3 Clemson d. #8 Maryland	7-6
#2 Wake Forest d. #1 Florida State	4-0

SATURDAY, MAY 22

#2 Wake Forest d. #6 NC State	11-6
#3 Clemson d. #1 Florida State	8-7

SATURDAY, MAY 22

#2 Wake Forest d. #3 Clemson	9-5
------------------------------	-----

# 1999 ACC TEAM STATISTICS

## BATTING

### BATTING AVERAGE

	G	AB	H	AVG
Wake Forest	63	2278	750	.329
<b>FLORIDA STATE</b>	<b>71</b>	<b>2539</b>	<b>831</b>	<b>.327</b>
North Carolina	59	2022	637	.315
NC State	62	2135	671	.314
Georgia Tech	58	2029	635	.313
Clemson	69	2436	746	.306
Maryland	57	1916	571	.298
Duke	55	1819	535	.294
Virginia	56	1921	537	.280

### SCORING

	G	RUNS	PER GAME
<b>FLORIDA STATE</b>	<b>71</b>	<b>645</b>	<b>9.08</b>
Clemson	69	612	8.87
Wake Forest	63	551	8.75
North Carolina	59	464	7.86
NC State	62	466	7.52
Georgia Tech	58	436	7.52
Maryland	57	376	6.60
Duke	55	326	5.93
Virginia	56	326	5.82

### FIELDING PERCENTAGE

	G	PO	A	E	PCT
Wake Forest	63	1664	740	84	.966
Clemson	69	1843	778	100	.963
<b>FLORIDA STATE</b>	<b>71</b>	<b>1896</b>	<b>745</b>	<b>102</b>	<b>.963</b>
NC State	62	1633	750	93	.962
Maryland	57	1438	600	80	.962
Georgia Tech	58	1538	670	104	.955
North Carolina	59	1555	633	106	.954
Duke	55	1362	532	95	.952
Virginia	56	1456	596	111	.949

## PITCHING

### EARNED RUN AVERAGE

	G	IP	R	ER	ERA
<b>FLORIDA STATE</b>	<b>71</b>	<b>633.0</b>	<b>270</b>	<b>221</b>	<b>3.14</b>
North Carolina	59	518.1	291	215	3.73
Wake Forest	58	554.2	358	297	4.82
NC State	62	544.1	361	308	5.09
Georgia Tech	58	512.2	378	300	5.27
Virginia	56	485.1	354	293	5.43
Clemson	69	614.1	480	404	5.92
Duke	55	454.0	383	318	6.30
Maryland	57	482.2	422	361	6.73

### SCORING DEFENSE

	G	RUNS	PER GAME
<b>FLORIDA STATE</b>	<b>71</b>	<b>270</b>	<b>3.80</b>
North Carolina	59	291	4.93
NC State	62	361	5.82
Wake Forest	58	358	6.17
Virginia	56	354	6.32
Georgia Tech	58	378	6.52
Clemson	69	480	6.96
Duke	55	383	6.96
Maryland	57	422	7.40

### DOUBLE PLAYS TURNED

	G	DP
<b>FLORIDA STATE</b>	<b>71</b>	<b>91</b>
Wake Forest	58	77
Clemson	69	75
NC State	62	56
Georgia Tech	58	55
North Carolina	59	55
Virginia	56	53
Maryland	57	45
Duke	55	36

# 1999 INDIVIDUAL BATTING LEADERS

### BATTING AVERAGE

	G	AB	H	AVG
<b>Marshall McDougall, FSU</b>	<b>71</b>	<b>301</b>	<b>126</b>	<b>.419</b>
Jon Palmieri, WFU	63	272	112	.412
Patrick Boyd, CLEM	62	246	96	.390
Mark Teixeira, GT	58	225	87	.387
Vaughn Schill, DUKE	55	220	85	.386
Jonathan Benick, UVA	55	229	88	.384
Matt Postell, NCS	59	205	78	.380
<b>Matt Diaz, FSU</b>	<b>70</b>	<b>301</b>	<b>114</b>	<b>.379</b>
Tyrell Godwin, UNC	58	221	82	.371
Brian Ward, NCS	62	237	87	.367

### STOLEN BASES PER GAME

	G	SB	PER GAME
Tyrell Godwin, UNC	58	29	.50
<b>Brett Groves, FSU</b>	<b>66</b>	<b>29</b>	<b>.44</b>
Henri Stanley, CLEM	69	27	.39
Jarrett Shearin, UNC	57	26	.46
Scott Daeley, WFU	63	26	.38
Marshall McDougall, FSU	71	22	.31

Patrick Boyd, CLEM	62	20	.32
David Stone, UVA	55	20	.36
Jon Palmieri, WFU	63	19	.30

2 tied with 18 stolen base(s)

### TRIPLES PER GAME

	G	3B	PER GAME
Ed Conry, DUKE	55	6	.11
Tyrell Godwin, UNC	58	5	.09
Jarrett Shearin, UNC	57	4	.07
Chase Voshell, WFU	61	4	.07

8 tied with 3 triple(s)

### DOUBLES PER GAME

	G	2B	PER GAME
Matt Postell, NCS	59	27	.46
Scott Daeley, WFU	63	27	.43
<b>Marshall McDougall, FSU</b>	<b>71</b>	<b>26</b>	<b>.37</b>
Patrick Boyd, CLEM	62	22	.35
<b>Matt Diaz, FSU</b>	<b>70</b>	<b>24</b>	<b>.34</b>
Vaughn Schill, DUKE	55	24	.34
Kurt Bultmann, CLEM	68	23	.34

**RUNS BATTED IN**

	G	RBI	PER GAME
Marshall McDougall, FSU	71	106	1.49
Jon Palmieri, WFU	63	94	1.49
Matt Diaz, FSU	70	94	1.34
Danny Borrell, WFU	56	73	1.30
Brian Ward, NCS	62	73	1.18
Patrick Boyd, CLEM	62	70	1.13
Mark Teixeira, GT	58	65	1.12
Kurt Bultmann, CLEM	68	72	1.06
Khalil Greene, CLEM	69	69	1.00
Jason Harris, CLEM	69	66	.96

**HOME RUNS**

	G	HR	PER GAME
Marshall McDougall, FSU	71	28	.39
Matt Diaz, FSU	70	21	.30
Danny Borrell, WFU	56	20	.36
Jon Palmieri, WFU	63	18	.29
Patrick Boyd, CLEM	62	17	.27
Craig Munroe, UMD	57	16	.28
Brian Ward, NCS	62	16	.26
Ryan Earey, UNC	57	15	.26
Kevin Cash, FSU	68	14	.21
Mark Teixeira, GT	58	13	.22

**HITS**

	TOTAL
Marshall McDougall, FSU	126
Matt Diaz, FSU	114
Jon Palmieri, WFU	112
Khalil Greene, CLEM	98
Patrick Boyd, CLEM	96
Scott Daeley, WFU	91
Kurt Bultmann, CLEM	89
Jonathan Benick, UVA	88
Brian Ward, NCS	87
Mark Teixeira, GT	87

**RUNS SCORED**

	TOTAL
Marshall McDougall, FSU	104
Henri Stanley, CLEM	85
Scott Daeley, WFU	83
Jon Palmieri, WFU	81
Matt Diaz, FSU	80
Patrick Boyd, CLEM	78
Kurt Bultmann, CLEM	73
Jason Harris, CLEM	68
Jason Aquilante, WFU	67
Vaughn Schill, DUKE	67

**RUNS BATTED IN**

	TOTAL
Marshall McDougall, FSU	106
Jon Palmieri, WFU	94
Matt Diaz, FSU	94
Danny Borrell, WFU	73
Brian Ward, NCS	73
Kurt Bultmann, CLEM	72
Patrick Boyd, CLEM	70
Khalil Greene, CLEM	69
Jason Harris, CLEM	66
Mark Teixeira, GT	65

**DOUBLES**

	TOTAL
Matt Postell, NCS	27
Scott Daeley, WFU	27
Marshall McDougall, FSU	26

Matt Diaz, FSU	24
Vaughn Schill, DUKE	24
Kurt Bultmann, CLEM	23
Patrick Boyd, CLEM	22
<i>4 tied with 20 double(s)</i>	

**TRIPLES**


	TOTAL
Ed Conrey, DUKE	6
Tyrell Godwin, UNC	5
Jarrett Shearin, UNC	4
Chase Voshell, WFU	4
<i>8 tied with 3 triples</i>	

**HOME RUNS**

	TOTAL
Marshall McDougall, FSU	28
Matt Diaz, FSU	21
Danny Borrell, WFU	20
Jon Palmieri, WFU	18
Patrick Boyd, CLEM	17
Craig Munroe, UMD	16
Brian Ward, NCS	16
Ryan Earey, UNC	15
Kevin Cash, FSU	14
Mark Teixeira, GT	13

**STOLEN BASES**

	TOTAL
Brett Groves, FSU	29
Tyrell Godwin, UNC	29
Henri Stanley, CLEM	27
Jarrett Shearin, UNC	26
Scott Daeley, WFU	26
Marshall McDougall, FSU	22
Patrick Boyd, CLEM	20
David Stone, UVA	20
Jon Palmieri, WFU	19
<i>2 tied with 18 stolen base(s)</i>	



Marshall McDougall

# 1999 ACC INDIVIDUAL PITCHING LEADERS

## EARNED RUN AVERAGE

	G	IP	R	ER	ERA
Derrick DePriest, UNC	36	73.2	35	14	1.71
Chris Chavez, FSU	36	87.0	27	21	2.17
Mike MacDougal, WFU	17	120.1	43	35	2.62
Ryan Snare, UNC	17	79.2	63	26	2.94
Nick Stocks, FSU	21	127.1	55	46	3.25
Jon Metzger, UVA	18	63.2	35	25	3.53
Jon McDonald, FSU	20	116.0	61	46	3.57
Chuck Crowder, GT	23	117.0	57	47	3.62
Kyle Snyder, UNC	15	96.2	58	41	3.82
Casey Kennedy, UVA	12	70.0	34	30	3.86

## INNINGS PITCHED

	TOTAL
John Hendricks, WFU	130.2
Nick Stocks, FSU	127.1
Mike MacDougal, WFU	120.1
Chuck Crowder, GT	117.0
Stephen Cowie, DUKE	116.1
Jon McDonald, FSU	116.0
Blair Varnes, FSU	109.0
Corey Vance, GT	103.2
Brandon Creswell, UVA	100.0
Ryan Mottl, CLEM	99.2

## VICTORIES

	G	IP	W-L
Mike MacDougal, WFU	17	120.1	13-3
Scott Siemon, WFU	29	92.0	12-2
Blair Varnes, FSU	19	109.0	11-2
Nick Stocks, FSU	21	127.1	10-2
Chuck Crowder, GT	23	117.0	10-5
John Hendricks, WFU	20	130.2	10-6
Jon McDonald, FSU	20	116.0	9-3
Corey Vance, GT	18	103.2	9-3
Chris Chavez, FSU	36	87.0	8-5
Stephen Cowie, DUKE	18	116.1	8-9

## SAVES

	G	IP	ERA	SVS
Mike DiBlasi, FSU	28	27.0	4.33	9
Derrick DePriest, UNC	36	73.2	1.71	7
Teddy Sullivan, DUKE	31	41.0	4.39	6
Corey Mattison, NCS	26	35.2	3.53	6
Chris Heck, CLEM	18	32.1	2.23	5
Chris Chavez, FSU	36	87.0	2.17	5
Rhett Parrott, GT	26	47.2	7.36	4
Scott Siemon, WFU	29	92.1	4.78	4
Chuck Crowder, GT	23	117.0	3.62	3


8 tied with 2 save(s)

## STRIKEOUTS PER 9 INNINGS

	G	IP	SO	PER GAME
Chris Chavez, FSU	36	87.0	109	11.28
Stephen Cowie, DUKE	18	116.1	137	10.60
Jon Metzger, UVA	18	63.2	74	10.46
Chuck Crowder, GT	23	117.0	130	10.00
Nick Stocks, FSU	21	127.1	139	9.82
Chris Capuano, DUKE	17	87.2	93	9.55
Jon McDonald, FSU	20	116.0	123	9.54
Kyle Snyder, UNC	15	96.2	102	9.50
Ryan Snare, UNC	17	79.2	82	9.26
Tom Curtiss, UMD	17	94.0	95	9.10
Corey Vance, GAT	18	103.2	103	8.94
Mike MacDougal, WFU	17	120.1	117	8.75

## STRIKEOUTS

	IP	SO
Nick Stocks, FSU	127.1	139
Stephen Cowie, DUKE	116.1	137
Chuck Crowder, GT	117.0	130
Jon McDonald, FSU	116.0	123
Mike MacDougal, WFU	120.1	117
Chris Chavez, FSU	87.0	109
Corey Vance, GT	103.2	103
Kyle Snyder, UNC	96.2	102
Tom Curtiss, UMD	94.0	95
Chris Capuano, DUKE	87.2	93



Nick Stocks

## 'NOLES IN THE NCAA FINAL STATISTICS

### INDIVIDUAL

Batting (125+ AB)	John-Ford Griffin, 7th
	Marshall McDougall, T24th
RBI	Marshall McDougall, 1st
	Matt Diaz, T6th
Home Runs	Marshall McDougall, T5th
	Matt Diaz, T33rd
Doubles	Marshall McDougall, T11th
Runs	Marshall McDougall, 1st
Total Bases	Marshall McDougall, 1st
	Matt Diaz, 4th
Slugging %	Marshall McDougall, 15th
ERA (60+ IP)	Chris Chavez, 4th
Wins	Nick Stocks, T5th
Strikeouts	Nick Stocks, 16th
SO/9 inn.	Chris Chavez, 20th

### TEAM

Batting	34th, .327
Pitching	3rd, 3.18
Scoring	12th, 9.08
Home Runs	7th, 111
Slugging %	19th, .54
Doubles	1st, 176
Double Plays	1st, 91
Win/Loss	3rd, .803