




# 2000 Review



- 2000 YEAR IN REVIEW
- HONOR ROLL
- STATISTICS
- THE LAST TIME IT HAPPENED
- GAME HIGHS
- RESULTS
- GAME-BY-GAME RECAPS
- ACC STATISTICS

# 2000: The Year In Review



Marshall McDougall

**A**fter losing several key players from the 1999 national runner-up team, the 2000 Seminoles faced the difficult task of returning to Omaha and continuing a streak of Top 10 finishes. Led by senior Marshall McDougall, FSU battled through a tough regular season schedule and secured a spot as an NCAA Regional host. The Seminoles did it the hard way, coming out of the loser's bracket to defeat Central Florida twice on Sunday and move on to Super Regional play. Miami then visited Tallahassee in what was regarded as the most exciting Super Regional in the country. In a rematch of the 1999 national championship game, the Seminoles won two-of-three and advanced to their third straight College World Series. In Omaha, FSU once again finished in the final four, losing to eventual national champion LSU in the semifinals. With the impressive CWS showing and No. 3 final ranking, the Seminoles extended the nation's longest current streak of Top 10 finishes to seven.

After a three-game sweep of Western Kentucky to open the season, the Tribe traveled to Tempe for showdown with national power Arizona State. In game one, FSU rallied from an 8-2 seventh inning deficit to pick up an 11-10 victory. After dropping game two to the Sun Devils, the Seminoles won the rubber game 9-7 with Brett Groves' two-out single in the 10th inning.

The schedule didn't get any easier with Stanford coming to Tallahassee for a three-game series. The Seminoles handled No. 1 Stanford 11-4 in the opening contest and lost game two 8-6. John-Ford Griffin went 4-for-5 with three doubles and triple while Mike Ziegler dominated the Cardinal on the mound in game three as FSU hammered Stanford 13-1 to take the series and the No. 1 national ranking.

FSU went on to win its next 17 games, including four victories over Florida. The four-game sweep of the Gators was the first since 1993.

The Seminoles then moved into conference play and their annual six-game set with Miami. The first game against the Hurricanes in Tallahassee proved to be one of the most exciting games in school history. Trailing 9-0 at one point in the game and 11-7 with two outs in the bottom of the ninth, the Tribe rallied to win a 17-inning marathon. After Miami put up two runs in the top of the 17th inning, FSU once again answered with a two-run Ryan Barthelemy home run and a Brett Groves RBI-double to give the Seminoles a 14-13 win. FSU would go on to win four of the six games from the defending national champions.

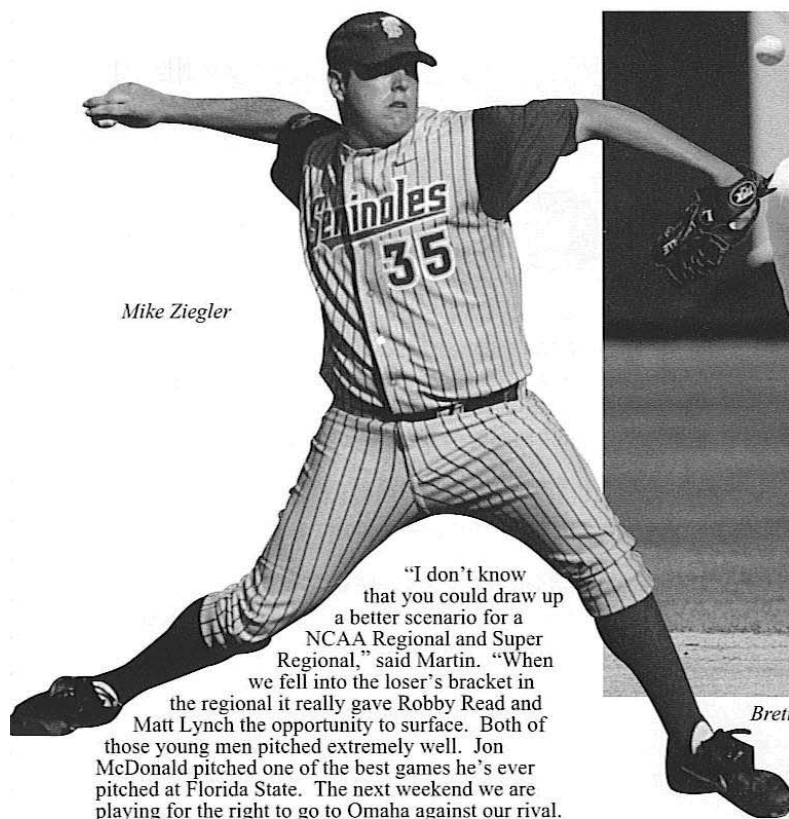
After losing a tough three-game series at Clemson, the Seminoles went 2-2 in the ACC Tournament and prepared for NCAA postseason play.

"One of the keys last year was the way we handled adversity," said head coach Mike Martin. "Losing three at Clemson did not destroy the hopes of the ball club. We continued to fight and we overcame that adversity. It's a credit to an experienced club."

In the NCAA Regional in Tallahassee, FSU defeated Bethune-Cookman in the opening round before falling into the loser's bracket with a 9-8 loss to Central Florida. The Seminoles downed Evansville behind a strong pitching performance from freshman Matt Lynch and needed two wins over UCF to advance to the NCAA Super Regional.

Jon McDonald threw a complete game two-hitter, allowing just one run as FSU won the first game 6-1 over the Golden Knights. In the Regional championship game, freshman Robby Read no-hit UCF through six innings en route to a complete game of his own. John-Ford Griffin was named the NCAA Regional MVP after going 13-for-25 (.520) with six doubles, two home runs, eight runs scored and eight RBI.

The Seminoles hosted an all too familiar foe when Miami returned to Tallahassee for the Super Regional and a College World Series berth on the line. Behind a strong pitching performance from sophomore Blair Varnes, FSU cruised to a 9-2 victory in game one. In the second game, Miami took advantage of a season-high six Seminole errors to even the series with a 7-5 win. Mike Ziegler made sure the Tribe would return to the College World Series with a complete game outing in the final game. Marshall McDougall powered the Seminoles offensively with an RBI-triple and a solo homer as FSU defeated the Hurricanes 6-1. FSU finished the season with a 6-3 mark against UM after going 1-6 in 1999.



Mike Ziegler

"I don't know that you could draw up a better scenario for a NCAA Regional and Super Regional," said Martin. "When we fell into the loser's bracket in the regional it really gave Robby Read and Matt Lynch the opportunity to surface. Both of those young men pitched extremely well. Jon McDonald pitched one of the best games he's ever pitched at Florida State. The next weekend we are playing for the right to go to Omaha against our rival. Let's face it, it was a great three game series. I think that one will be remembered as Mike Ziegler's day on Sunday. He pitched so well and totally dominated a very good Miami team."

In Omaha, Florida State's half of the bracket in the 2000 College World Series included a who's who of college baseball. Joining the Tribe were Southern California, Texas and Louisiana State. After dropping the first game to USC, the Seminoles called on past experience to win their next two games and advance to the final four. A hard-fought loss to eventual national champion LSU gave FSU its second straight final ranking among the nation's top three.

"When we got beat by USC in the first game of the College World Series it really never entered my mind that we would lose that second game," said Martin. "I really felt like we could come back and win it if we could just get past LSU in that game. After we beat Texas and USC, we knew playing LSU was going to be difficult. You have to give a lot of credit to Blair Varnes, the way he pitched in that game."

An impressive showing in the CWS landed the Seminoles at No. 3 in the final rankings, extending a streak of Top 10 finishes to seven consecutive seasons — the longest such run in the country.

"It was one of the years that I can honestly say was a great year for Florida State baseball," said Martin. To overcome a finish of third in the league to bounce back and finish third in the country is a tribute to a fine group of young men. A lot of things have to happen for you to finish among the Top 10 for seven straight years. That's a credit to the outstanding players we've had at Florida State and to the coaching staff. Chip, Jamey and Michael have all done an excellent job of making sure our program remains among the best in college baseball."



Brett Groves



Jon McDonald

# 2000 Honor Roll

## Pichi Balet

NCAA Tallahassee Regional All-Tournament Team

## Ryan Barthelemy

Second Team All-ACC (1B)

## Scott Boyd

NCAA Tallahassee Regional All-Tournament Team

## John-Ford Griffin

First Team All-ACC (DH)

Second Team ABCA/Rawlings All-American (DH)

Second Team *Collegiate Baseball* All-American

NCAA Tallahassee Regional All-Tournament Team

NCAA Tallahassee Regional Most Outstanding Player

ACC Player of the Week (2/14)

## John Halliday

NCAA Tallahassee Regional All-Tournament Team

## Daniel Hodges

*Collegiate Baseball* Honorable Mention Freshman All-American

## Karl Jernigan

NCAA Tallahassee Regional All-Tournament Team

## Matt Lynch

First Team *Collegiate Baseball* Freshman All-American

Third Team *Baseball America* Freshman All-American

## Jon McDonald

College World Series All-Tournament Team

NCAA Tallahassee Regional All-Tournament Team

ACC Pitcher of the Week (2/28)

## Marshall McDougall

First Team All-ACC (Utility)

ACC All-Tournament Team

ACC Player of the Week (4/10, 5/1)

## Robby Read

NCAA Tallahassee Regional All-Tournament Team

## Mike Ziegler


First Team All-ACC (P)

Louisville Slugger National Player of the Week (3/24)

ACC Pitcher of the Week (2/14, 3/24, 5/15)

## Coach Mike Martin

2000 ABCA Atlantic Region Coach of the Year



Scott Boyd



# 2000 Statistics

Record: 53-19 Home: 36-5 Away: 11-10 Neutral: 6-4 Conference: 15-9

## Batting

NAME	AVG	GP-GS	AB	R	H	2B	3B	HR	RBI	TB	SLG%	BB	HBP	SO	GDP	OB%	SF	SH	SB-SBA	PO	A	EFLD%
Griffin	.403	70-70	300	72	121	33	3	9	58	187	.623	40	4	38	9	.476	3	0	2-3	45	0	.957
Smith	.375	72-71	301	81	113	28	4	14	66	191	.635	35	13	41	6	.459	2	0	2-2	99	11	.973
McDougal	.346	72-72	295	82	102	23	5	15	67	180	.610	47	3	41	5	.438	2	0	14-21	127	198	.945
Balet	.333	60-43	159	31	53	13	0	7	39	87	.547	22	4	24	6	.425	1	0	0-1	19	70	.840
McClain	.333	12-0	12	2	4	0	0	0	0	4	.333	0	0	1	1	.333	0	0	0-0	19	1	.952
Jernigan	.332	70-69	262	58	87	18	5	6	50	133	.508	28	20	43	5	.431	3	2	15-20	132	8	.986
Barthelemy	.312	72-71	272	59	85	15	0	14	71	142	.522	39	7	53	8	.406	5	1	3-5	631	43	.988
Boyd	.312	40-17	77	16	24	8	1	2	17	40	.519	5	2	20	2	.369	0	0	1-1	29	13	.857
Groves	.310	72-72	274	57	85	21	2	3	46	119	.434	43	10	58	11	.421	1	3	34-40	77	199	.917
Futrell	.284	67-55	197	37	56	10	0	4	43	78	.396	27	6	46	5	.374	8	3	5-9	134	15	.949
McCaleb	.257	68-60	187	32	48	7	0	3	34	64	.342	40	10	37	5	.408	3	5	0-1	494	48	.984
Halliday	.205	35-21	88	11	18	2	0	4	19	32	.364	9	2	16	3	.284	3	0	0-0	2	0	1.000
Spano	.170	62-21	88	25	15	1	0	1	9	19	.216	17	5	21	1	.336	0	1	4-5	44	92	.951
Posey	.167	9-0	6	0	1	1	0	0	0	2	.333	0	0	3	0	.167	0	0	0-0	18	1	.905
Kraft	.125	10-0	8	2	1	0	0	0	1	1	.125	1	0	3	0	.222	0	0	0-0	0	7	.875
Hart	.071	8-5	14	2	1	0	0	0	1	1	.071	2	0	1	1	.176	1	0	0-0	41	8	1.000
Thigpen	.000	29-1	13	6	0	0	0	0	1	0	.000	7	0	3	1	.333	1	0	0-0	7	0	.875
DiBlasi	.000	2-0	1	0	0	0	0	0	0	0	.000	0	0	0	0	.000	0	0	0-0	0	1	1.000
Totals	.319	72-72	2554	573	814	180	20	82	522	1280	.501	362	86	449	69	.416	33	15	80-108	1946	801	.958
Opponents	.244	72-72	2459	303	599	94	6	45	265	840	.342	244	51	631	54	.323	14	28	84-110	1876	736	.961

LOB - Team (602), Opp (550). DPs turned - Team (69), Opp (80). TPs turned - Team (0), Opp (2). CI - Team (3), McCaleb 2, Posey 1, Opp (1). IBB - Team (5), Griffin 2, Barthelemy 2, McDougall 1, Opp (11). Picked off - Griffin 3, McDougall 3, Groves 3, Barthelemy 2, Jernigan 2, Smith 2, Thigpen 1, Boyd 1, Spano 1, Futrell 1, McCaleb 1.

## Pitching

NAME	ERA	W-L	APP	GS	CG	SHO/CBO	SV	IP	H	R	ER	BB	SO	2B	3B	HR	BF	B/AVG	WP	HBP	BK	SFA	SHA
Roman	0.00	0-0	11	0	0	0/2	0	9.0	5	0	0	5	8	0	0	0	29	.172	4	2	0	0	0
Jernigan	0.00	2-0	8	0	0	0/1	0	6.2	5	3	0	1	5	2	0	1	27	.185	1	2	0	0	0
Smith	0.00	0-0	4	0	0	0/0	0	4.2	2	0	0	3	5	1	0	0	16	.125	2	2	0	0	0
Whidden, N	1.60	2-1	26	0	0	0/1	2	33.2	31	9	6	12	38	6	0	1	129	.240	4	1	0	0	0
Whidden, C	2.14	1-2	25	0	0	0/1	5	21.0	17	7	5	17	25	3	0	0	75	.227	8	1	0	1	1
Hodges	2.49	1-0	25	0	0	0/1	3	47.0	44	20	13	14	51	7	0	4	182	.242	1	2	1	1	1
Ziegler	3.03	10-4	20	20	3	1/2	0	133.2	121	55	45	32	149	19	3	11	503	.241	9	8	0	5	3
Lynch	3.24	7-0	22	8	0	0/1	1	58.1	52	28	21	30	62	9	0	4	214	.243	6	2	0	3	4
DiBlasi	3.38	2-1	24	0	0	0/2	1	18.2	13	7	7	12	36	0	2	1	68	.191	3	1	0	1	0
Bentley	3.65	1-0	6	1	0	0/0	0	12.1	14	8	5	2	4	1	0	1	47	.298	3	1	1	1	0
McDonald	3.76	12-5	21	20	2	0/2	0	117.1	116	66	49	53	96	18	1	6	441	.263	15	11	1	2	9
Varnes	3.88	11-4	20	20	1	0/1	0	116.0	126	64	50	36	80	20	0	10	468	.269	6	8	0	0	6
Read	4.03	3-1	21	3	1	0/2	0	38.0	27	20	17	13	40	3	0	3	138	.196	3	7	0	0	3
Ginn	4.18	1-1	27	0	0	0/2	0	32.1	26	16	15	14	32	5	0	3	122	.213	4	3	0	0	1
Totals	3.23	53-19	72	72	7	6/5	12	648.2	599	303	233	244	631	94	6	45	2459	.244	69	51	3	14	28
Opponents	7.04	19-53	72	72	1	1/1	7	625.1	814	573	489	362	449	180	20	82	2554	.319	66	86	8	33	15

PB - Team (9), McCaleb 4, Futrell 4, Hart 1, Opp (12). Pickoffs - Team (7), McDonald 2, Ziegler 2, Lynch 1, Bentley 1, C. Whidden 1, Opp (15). SBA/ATT - McCaleb (63-78), Ziegler (20-29), Varnes (15-20), Futrell (14-18), McDonald (15-18), N. Whidden (6-9), Lynch (8-9), Hart (6-9), Hodges (4-6), C. Whidden (4-5), Bentley (3-4), Read (4-4), DiBlasi (3-3), Ginn (2-2), Roman (0-1), Posey (1-1).

## Fielding

PLAYER	C	PO	A	E	FLD%	DPS	SBA	CSB	SBA%	PB	CI
Hart	49	41	8	0	1.000	0	6	3	.667	1	0
McDonald	21	5	16	0	1.000	1	15	3	.833	0	0
Whidden, N	10	5	5	0	1.000	1	6	3	.667	0	0
Read	6	2	4	0	1.000	0	4	0	1.000	0	0
Ginn	4	1	3	0	1.000	1	2	0	1.000	0	0
Bentley	3	1	2	0	1.000	1	3	1	.750	0	0
Halliday	2	2	0	0	1.000	0	0	0	—	0	0
Roman	1	0	1	0	1.000	0	0	1	.000	0	0
DiBlasi	1	0	1	0	1.000	0	3	0	1.000	0	0
Barthelemy	682	631	43	8	.988	59	0	0	—	0	0
Jernigan	142	132	8	2	.986	2	0	0	—	0	0
McCaleb	551	494	48	9	.984	3	63	15	.808	4	2
Smith	113	99	11	3	.973	3	0	0	—	0	0
Ziegler	31	6	24	1	.968	3	20	9	.690	0	0
Griffin	47	45	0	2	.957	0	0	0	—	0	0
McClain	21	19	1	1	.952	2	0	0	—	0	0
Spano	143	44	92	7	.951	19	0	0	—	0	0
Futrell	157	134	15	8	.949	3	14	4	.778	4	0
McDougall	344	127	198	19	.945	37	0	0	—	0	0
Groves	301	77	199	25	.917	40	0	0	—	0	0
Varnes	24	4	18	2	.917	0	15	5	.750	0	0
Posey	21	18	1	2	.905	0	1	0	1.000	0	1
Thigpen	8	7	0	1	.875	0	0	0	—	0	0
Lynch	8	2	5	1	.875	0	8	1	.889	0	0
Hodges	8	1	6	1	.875	0	4	2	.667	0	0
Kraft	8	0	7	1	.875	2	0	0	—	0	0
Boyd	49	29	13	7	.857	1	0	0	—	0	0
Balet	106	19	70	17	.840	9	0	0	—	0	0
Whidden, C	5	1	2	2	.600	0	4	1	.800	0	0
<b>TOTALS</b>	<b>2866</b>	<b>1946</b>	<b>801</b>	<b>119</b>	<b>.958</b>	<b>69</b>	<b>84</b>	<b>26</b>	<b>.764</b>	<b>9</b>	<b>3</b>
<b>OPPONENTS</b>	<b>2718</b>	<b>1876</b>	<b>736</b>	<b>106</b>	<b>.961</b>	<b>80</b>	<b>80</b>	<b>28</b>	<b>.741</b>	<b>12</b>	<b>1</b>

## Inning-By-Inning Summary


	1	2	3	4	5	6	7	8	9	EX	Total
Florida State	53	56	78	73	85	61	67	59	30	11	573
Opponents	29	40	37	42	39	30	22	37	22	5	303

## Win-Loss summary

	W	L	T	Pct
Total	53	19	0	.736
Conference	15	9	0	.625
Non-Conf	38	10	0	.792
Home	35	3	0	.921
Away	12	12	0	.500
Neutral	6	4	0	.600
Day	31	8	0	.795
Nite	22	11	0	.667
vs Left	19	3	0	.864
vs Right	34	16	0	.680
1-Run games	7	6	0	.538
2-Run games	5	3	0	.625
5+Run games	34	4	0	.895
Extra inns	4	1	0	.800
Shutouts	6	1	0	.857

## General Summary

Current losing streak	1
Longest winning streak	18
Longest losing streak	3
Home attendance	102,409 (38 dates avg = 2,694)
Away attendance	174,141 (34 dates avg = 5,121)
Total attendance	276,550 (72 dates avg = 3,840)



Blair Varnes

# The Last Time It Happened

## Extra Innings

Won: April 7, 2000 vs. Miami (17 innings); Final Score: FSU 14, Miami 13

Lost: February 12, 2000 vs Stanford (10 innings); Final Score: Stanford 8, FSU 6

## Multi HR Game For An Individual Player

FSU: June 10, 2000, Ryan Barthelemy (2HR) vs Southern California (CWS); Final Score: USC 6, FSU 4  
Opponent: May 22, 1998, Kevin Mench, Delaware (2HR/ NCAA Regional); Final Score: FSU 27, Delaware 6

## Team Hit Three HRs In An Inning

FSU: May 8, 1999, Marshall McDougall, John Halliday, Kevin Cash vs Maryland; Final Score: FSU 14, Maryland 4

## Complete Game Pitched

FSU: June 14, 2000, Jon McDonald vs Southern California (CWS); Final Score: FSU 3, USC 2  
Opponent: May 21, 1999 Scott Siemon, Wake Forest (ACC Tournament); Final Score: Wake Forest 6, FSU 0

## Shut Out

FSU: April 21, 2000 vs Georgia Tech; Final Score: FSU 6, Georgia Tech 0  
Opponent: April 22, 2000 vs Georgia Tech; Final Score: Georgia Tech 5, FSU 0

## Back-To-Back HRs

FSU: June 16, 1999 vs Cal St. Fullerton (CWS) Marshall McDougall, Matt Diaz (3rd inn.); Final Score: FSU 7, Cal St. Fullerton 2  
Opponent: February 12, 2000 vs. Stanford, Billy Jacobson, Chris O'Riordan (10th inn.); Final Score: Stanford 8, FSU 6

## 5+ Hit Game

FSU: April 7, 2000, Marshall McDougall vs Miami (6 for 9); Final Score: FSU 14, Miami 13  
Opponent: May 26, 1990, Burke Masters of Mississippi State (NCAA South II Regional Tournament); Final Score: MSU 11, FSU 8

## Grand Slam

FSU: June 2, 2000, Chris Smith vs Miami (Super Regional); Final Score: FSU 9, Miami 2  
Opponent: May 21, 1998, Steve Wright, Liberty (NCAA Regional); Final Score: FSU 10, Liberty 7.

## Lead off HR

FSU: February 20, 2000, Karl Jernigan vs Florida; Final Score: FSU 17, Florida 8

Opponent: April 29, 2000, Craig Lee, NC State; Final Score: FSU 8, NC State 2

## No Hitter

FSU: February 18, 1998, Chris Chavez vs Charleston Southern; Final Score: FSU 13, Charleston Southern 0  
Opponent: March 26, 1993, Terry Harvey, NC State; Final Score: NC State 8, FSU 0

## Multiple Players with Four Or More Hits In A Game


FSU: June 18, 1999, Marshall McDougall (4 for 7) and Ryan Barthelemy (4 for 7) vs Stanford (CWS); Final Score: FSU 14, Stanford 11

## Last Time A Player Went 5-for-5

FSU: May 9, 1999, Marshall McDougall vs Maryland (7-for-7); Final Score: FSU 26, Maryland 2

## Last Time A Player Hit For The Cycle

(Single, Double, Triple, Home Run)  
FSU: March 7, 2000, Chris Smith vs St. Joseph's; Final Score: FSU 15, St. Joseph's 2



John Halliday

# 2000 Game Highs

## TEAM GAME HIGHS

### Batting

At bats: 64 - Florida State (vs Miami, 4/7)  
 Runs scored: 18 - Florida State (vs South Florida, 3/14)  
 Hits: 20 - Florida State (vs Florida, 2/20); 20 - Florida State (vs Duke, 3/10)  
 RBIs: 17 - Florida State (vs South Florida, 3/14)  
 Doubles: 9 - Florida State (vs Duke, 3/10)  
 Triples: 2 - Florida State (vs St. Joseph's, 3/7); 2 - Florida State (vs Duke, 3/10); 2 - Florida State (vs Pittsburgh, 3/4)  
 Home runs: 4 - Florida State (vs Miami, 4/16); 4 - Florida State (vs Florida, 2/20)  
 Total bases: 37 - Florida State (vs Florida, 2/20)  
 Walks: 15 - Florida State (vs Pittsburgh, 3/5)  
 Strikeouts: 22 - Miami (vs Florida State, 4/7)  
 Sac hits: 3 - Southern California (vs Florida State, 6/10); 3 - Miami (vs Florida State, 4/7)  
 Sac flies: 2 - (5 games tied)  
 Stolen bases: 8 - Miami (vs Florida State, 4/7)  
 Caught stealing: 3 - Florida State (vs North Carolina State, 4/30)  
 Hit by pitch: 4 - Florida State (vs Florida, 2/19); 4 - Arizona State (vs Florida State, 2/5)  
 Runners LOB: 15 - Florida State (vs Miami, 4/7)  
 Hit into DP: 4 - (6 games tied)

### Fielding

Putouts: 51 - Florida State (vs Miami, 4/7)  
 Assists: 26 - Florida State (vs Miami, 4/7)  
 Errors: 6 - Florida State (vs Miami, 6/3); 6 - Siena (vs Florida State, 3/8)  
 Passed balls: 2 - Pittsburgh (vs Florida State, 3/4); 2 - Florida State (vs Miami, 4/9)  
 DPs turned: 4 - (6 games tied)

### Pitching

Innings pitched: 17.0 - Florida State (vs Miami, 4/7)  
 Strikeouts: 22 - Florida State (vs Miami, 4/7)  
 Hits allowed: 2 - Florida State (vs Central Florida, 5/28); 2 - Florida State (vs Duke, 3/10); 2 - Florida State (vs Central Florida, 5/28)  
 Wild pitches: 7 - Florida State (vs South Florida, 3/14)  
 Hit batters: 4 - Florida State (vs Arizona State, 2/5); 4 - Florida (vs Florida State, 2/19)

## INDIVIDUAL GAME HIGHS

### Batting

At bats: 10 - Smith, Florida State (vs North Carolina State, 4/30)  
 Runs scored: 4 - Jernigan, Florida State (vs Florida,

2/20); 4 - Griffin, Florida State (vs Evansville, 5/27); 4 - Boyd, Florida State (vs Duke, 3/10)  
 Hits: 6 - McDougall, Florida State (vs Miami, 4/7)  
 RBIs: 6 - Smith, Florida State (vs North Carolina State, 5/17); 6 - Smith, Florida State (vs Miami, 6/2); 6 - Barthelemy, Florida State (vs Pittsburgh, 3/5)  
 Doubles: 4 - McDougall, Florida State (vs North Carolina State, 4/30)  
 Triples: 1 - (26 players tied)  
 Home runs: 2 - (5 players tied)  
 Total bases: 10 - Jernigan, Florida State (vs Florida, 2/20); 10 - Smith, Florida State (vs St. Joseph's, 3/7); 10 - Barthelemy, Florida State (vs Southern California, 6/10)  
 Walks: 4 - McDougall, Florida State (vs Charleston Southern, 3/1); 4 - Barthelemy, Florida State (vs Miami, 4/7)  
 Strikeouts: 4 - (5 players tied)  
 Sac hits: 2 - Barre, Southern California (vs Florida State, 6/10)  
 Sac flies: 2 - Futrell, Florida State (vs Appalachian State, 2/23)  
 Stolen bases: 3 - Jernigan, Florida State (vs Jacksonville, 4/5); 3 - Groves, Florida State (vs Charleston Southern, 2/29); 3 - Groves, Florida State (vs Appalachian State, 2/22)  
 Caught stealing: 2 - Futrell, Florida State (vs Arizona State, 2/6)  
 Hit by pitch: 2 - (8 players tied)  
 Runners LOB: 8 - Jernigan, Florida State (vs Miami, 4/7)

### Fielding

Putouts: 20 - Matienzo, Miami (vs Florida State, 4/7)  
 Assists: 8 - (4 players tied)  
 Errors: 3 - Martin, Maryland (vs Florida State, 3/24); 3 - Boyd, Florida State (vs Wake Forest, 3/17); 3 - Lopez, Arizona State (vs Florida State, 2/6)  
 Passed balls: 2 - Britt, Pittsburgh (vs Florida State, 3/4); 2 - Futrell, Florida State (vs Miami, 4/9)

### Pitching

Innings pitched: 9.0 - (8 players tied)  
 Strikeouts: 13 - Ziegler, Florida State (vs Stanford, 2/13)  
 Wild pitches: 4 - McDonald, Florida State (vs Florida, 2/19); 4 - C. Whidden, Florida State (vs South Florida, 3/14)  
 Hit batters: 3 - Gil, Miami (vs Florida State, 6/2); 3 - McDonald, Florida State (vs Southern California, 6/14); 3 - Switzer, Arizona State (vs Florida State, 2/4)





# Game-By-Game Recap

**GAMES 1 & 2 - JANUARY 29, 2000**

**FLORIDA STATE 8-2, WESTERN KENTUCKY 1-1**

The 2000 Seminoles started the season 2-0 with a pair of victories in a doubleheader against Western Kentucky. Jon McDonald was the winner in game one, working six innings and allowing one run. Marshall McDougall went 3-for-4 in the opener with two RBI. Chris Ginn picked up the win in game two after working three scoreless innings in relief of Blair Varnes. John-Ford Griffin went 2-for-4 to lead FSU at the plate in a hard-fought 2-1 victory.

WKU	001	000	000	1	4	4
FSU	010	511	00x	8	10	0

E - Townsend, Hammer, Fox, Hutchinson. LOB - WKU 2, FSU 2. 2B - Groves, McDougall 2, Barthelemy, Futrell. HR - Smith.

WKU	010	000	000	1	6	0
FSU	010	000	10x	2	6	1

E - Barthelemy. DP - FSU 1. LOB - WKU 10, FSU 4. 2B - Hammer, Griffin, Balet.

**GAME 3 - JANUARY 30, 2000**

**FLORIDA STATE 6, WESTERN KENTUCKY 1**

FSU scored all six runs on homers with John-Ford Griffin hitting a grand slam and Pichi Balet and Mike Futrell adding solo shots. Mike Ziegler picked up his first win as a Seminole, giving up one run in six innings and striking out six.

WKU	000	010	000	1	5	2
FSU	050	000	01x	6	12	0

E - Houdek 2. DP - FSU 2. LOB - WKU 5, FSU 8. 2B - Herrguth, Fox. 3B - Groves. HR - Griffin, Balet, Futrell.

**GAME 4 - FEBRUARY 4, 2000**

**FLORIDA STATE 11, ARIZONA STATE 10**

Trailing 8-2 after seven inning, No. 5 Florida State rallied to defeat No. 22 Arizona State in Tempe. The Seminoles scored four runs in the eighth on a Karl Jernigan grand slam and five in the ninth. Mike Futrell tied the game in the top of the ninth with a three-run homer and Blair McCaleb knocked in the game-winning run with a single.

FSU	020	000	045	11	11	3
ASU	130	013	020	10	11	1

E - Groves 2, Smith, Wyrick. DP - ASU 2. LOB - ASU 10, FSU 7. 2B - McDougall, Boyd, Futrell, Myers, Phelps. 3B - Jernigan. HR - Futrell, Jernigan.

**GAME 5 - FEBRUARY 5, 2000**

**ARIZONA STATE 15, FLORIDA STATE 9**

FSU suffered its first loss of the season as ASU took advantage of a five-run second and a seven-run fifth to win 15-9. Starter Blair Varnes suffered the loss, allowing 10 runs (eight earned) on eight hits in four innings. Marshall McDougall, John-Ford Griffin and Pichi Balet led FSU at the plate with two hits each.

FSU	200	340	000	9	10	2
ASU	050	073	00x	15	14	2

E - McDougall, Spano, Phelps, Pennington. LOB - ASU 11, FSU 4. 2B - Balet. HR - Barthelemy, Smith, Hines 2.

**GAME 6 - FEBRUARY 6, 2000**

**FLORIDA STATE 9, ARIZONA STATE 7**

The Tribe bounced back to win the rubber game over ASU 9-7 in 10 innings. Brett Groves' single in the top of the tenth with two outs was the game-winner. Chris Whidden picked up the win in relief and Mike DiBlasi earned his first save of the season.

FSU	005	020	000	2	9	13	1
ASU	100	210	030	0	7	13	3

E - Groves, Lopez 3. DP - FSU 1, ASU 1. LOB - ASU 11, FSU 9. 2B - McDougall, Smith. HR - Groves, Barthelemy, Jernigan Jones.

**GAME 7 - FEBRUARY 11, 2000**

**FLORIDA STATE 11, STANFORD 4**

No. 4 Florida State scored eight unanswered runs to win a big early season contest over No. 1 Stanford in Tallahassee. Jon McDonald was the winner, working six innings and giving up four runs on six hits while striking out six. John-Ford Griffin led FSU offensively with a 3-for-5 night.

STAN	220	000	000	4	7	0
FSU	300	313	01x	11	11	1

E - Groves. LOB - STAN 5, FSU 7. 2B - Bruntlett, Borchard, McDougall, Balet, Smith. HR - Cooper.

**GAME 8 - FEBRUARY 11, 2000**

**STANFORD 8, FLORIDA STATE 6**

No. 1 Stanford got a pair of solo homers in the top of the tenth inning to take an 8-6 win. Chris Ginn took the loss in relief, giving up the two runs on three hits in 4.1 innings. John-Ford Griffin had another solid game at the plate, going 3-for-5 for the second straight night against the Cardinal.

STAN	220	020	000	2	8	13	1
FSU	401	000	100	0	6	9	3

E - Dragicevich, McDougall, Balet, Jernigan. DP - STAN 1. LOB - STAN 9, FSU 6. 2B - Bruntlett, Borchard, Gall, Griffin. HR - Thompson, Jacobson, O'Riordan, McDougall, Futrell.

**GAME 9 - FEBRUARY 12, 2000**

**FLORIDA STATE 13, STANFORD 1**

FSU won the rubber game against a ranked team for the second straight week, pounding the No. 1 Cardinal 13-1 in Tallahassee. Mike Ziegler allowed one run on five hits, striking out a career-high 13 and walking one in seven innings. John-Ford Griffin went 4-for-5 with three doubles and a triple to finish 10-for-15 against Stanford. Griffin and Ziegler were named ACC Players of the Week following the series.

STAN	001	000	000	1	5	1
FSU	010	131	07x	13	17	2

E - Bruntlett, Barthelemy, Groves. DP - FSU 1. LOB - STAN 10, FSU 10. 2B - O'Riordan, Griffin 3. Griffin. HR - Alvarado, Smith, Barthelemy.

**GAME 10 - FEBRUARY 19, 2000**

**FLORIDA STATE 15, FLORIDA 6**

After taking over the top spot in all three polls, the Seminoles hammered No. 19 Florida 15-6 in Gainesville. The Seminoles did all their scoring in two innings with eight in the second and seven in the fourth. Brett Groves knocked in



five runs and had a homer and Ryan Barthelemy hit a grand slam.

FSU	080	070	000	15	14	0
UF	101	013	000	6	10	1

E - Kiger. DP - UF 1. LOB - FSU 8, UF 6. 2B - McDougall, Groves, Dill. HR - Barthelemy, Groves, Keene, Siegel.

**GAME 11 - FEBRUARY 20, 2000  
FLORIDA STATE 17, FLORIDA 8**

No. 1 FSU rolled to a 17-8 win over No. 19 UF, scoring in each of the first seven innings. Karl Jernigan hit two home runs and had three RBI with Marshall McDougall adding three RBI of his own with one homer. All nine FSU starters had a hit in the game.

FSU	211	372	100	17	20	1
UF	012	000	230	8	14	3

E - Kraft, Dill, Olson 2. DP - FSU 1. LOB - FSU 12, UF 9. 2B - Balet, Smith 2, Olson. 3B - Smith, Keene. HR - Jernigan 2, Barthelemy, Haught 2, Siegel.

**GAME 12 - FEBRUARY 22, 2000  
FLORIDA STATE 8, APPALACHIAN STATE 2**

The top-ranked Seminoles won their first mid-week game of the season with Blair Varnes getting his first victory in a pre-scheduled four-inning start. Varnes worked four scoreless innings, giving up three hits and striking out three. John-Ford Griffin, Ryan Barthelemy, Brett Groves and Chris Smith each had two hits for the Tribe.

AS	000	002	000	2	4	4
FSU	032	100	20x	8	12	2

E - Timmons, Little, Baughn, 2. Futrell, Groves. DP - AS 4. TP - AS 1. LOB - AS 8, FSU 9. 2B - Futrell, Groves 2. HR - Barthelemy.

**GAME 13 - FEBRUARY 23, 2000  
FLORIDA STATE 8, APPALACHIAN STATE 1**

John Bentley went four innings and gave up one earned run as FSU cruised to an 8-1 win over Appalachian State in Tallahassee. Mike Futrell had four RBI with a two-run single and two sacrifice flies. Brett Groves went 2-for-3 with three runs scored and Scott Boyd went 2-for-3 with RBI. John-Ford Griffin's 17-game hitting streak, dating back to last season, came to end.

AS	001	000	000	1	7	4
FSU	024	020	00x	8	9	3

E - Hobbs, Huffstetler, Little, Isaacson, Boyd, Posey 2. DP - AS 1, FSU 1. TP - LOB - AS 6, FSU 9. 2B - McDougall, Barthelemy, Boyd.

**GAME 14 - FEBRUARY 26, 2000  
FLORIDA STATE 6, FLORIDA 2**

FSU continued its winning ways with an 6-2 win over Florida in front of a Dick Howser Stadium crowd of 5,039. Jon McDonald went 6.2 innings without giving up a run on six hits while striking out five as he improved to 4-0 on the year. Chris Smith and Ryan Barthelemy had three hits and three RBI apiece to lead the Tribe offensively.

UF	000	000	020	2	8	1
FSU	010	004	10x	6	12	2

E - Olson, Groves, C. Whidden. DP - UF 3, FSU 2. LOB - UF 12, FSU 5. 2B - Olson, Siegel, Griffin, Barthelemy, Groves. HR - Shealy.

**GAME 15 - FEBRUARY 27, 2000  
FLORIDA STATE 8, FLORIDA 7**

Marshall McDougall knocked in two runs in the bottom of the ninth to lead No. 1 FSU to an 8-7 victory over Florida. The four-game sweep of the Gators was the first since 1993. McDougall's double off the screen in right center scored Karl Jernigan and John-Ford Griffin. Jernigan, who went 3-for-5 in the game, recorded the final out in the top of the ninth to earn his first career victory. FSU catcher Chris Hart suffered a season-ending fractured tibia in the third inning of the game.

UF	050	000	011	7	13	1
FSU	001	400	102	8	10	2

E - Raburn, Barthelemy, Balet. DP - UF 1, FSU 1. LOB - UF 7, FSU 7. 2B - Keene, Socarras, Heath, Jernigan, McDougall, Balet. HR - Barthelemy.

**GAME 16 - FEBRUARY 29, 2000  
FLORIDA STATE 7, CHARLESTON SOUTHERN 2**

No. 1 Florida State moved to 14-2 on the year with a 7-2 win over Charleston Southern in Tallahassee. Blair Varnes had a strong start for FSU, going six innings without giving up an earned run. The sophomore did not walk a batter and struck out a career-high nine. John-Ford Griffin finished 2-for-4 with a home run.

CS	002	000	000	2	7	0
FSU	001	411	00x	7	8	4

E - McDougall 2, Balet, McCaleb. DP - CS 2. LOB - CS 9, FSU 3. 2B - Vanderbilt, Smith. HR - Griffin.

**GAME 17 - MARCH 1, 2000  
FLORIDA STATE 12, CHARLESTON SOUTHERN 1**

FSU scored seven runs in the first three innings and five more in the seventh en route to a 12-1 win. Freshman Matt Lynch made his first career start and earned the win after allowing one run on five hits in five innings. Chris Smith went 3-for-5 with a home run and a double, establishing a new career-high with five RBI.

CS	010	000	000	1	5	2
FSU	322	000	50x	12	13	1

E - Leon, Veirs, McDougall. DP - CS 1, FSU 1. LOB - CS 5, FSU 11. 2B - Smith, Jernigan. HR - Smith, Groves, McDougall.

**GAME 18 - MARCH 3, 2000  
FLORIDA STATE 6, PITTSBURGH 1**

No. 1 Florida State extended its winning streak to 10 games with a 6-1 victory over Pittsburgh in Tallahassee. FSU's three-run third inning was enough for starter Jon McDonald, who allowed just one run on four hits in six innings while striking out a season-high nine batters. Ryan Barthelemy led the Seminoles at the plate, going 2-for-4 with two RBI.

PITT	000	010	000	1	6	3
FSU	003	110	01x	6	7	3

E - Happ 2, Irvin, McDougall, Groves, Balet. DP - PITT 1, FSU 1. LOB - PITT 10, FSU 4. 2B - Happ, Balet.

**GAME 19 - MARCH 4, 2000  
FLORIDA STATE 12, PITTSBURGH 0**

The Seminoles upped their record to 17-2 with a 12-0 shutout of Pittsburgh, scoring in each of the first six innings. Mike Ziegler allowed just one hit in five scoreless innings and struck out 11 without a walk. The FSU pitching staff allowed just three hits in the game, all singles. Chris Smith extended his hitting with a 3-for-5, three RBI outing.

PITT	000	010	000	0	3	0
FSU	312	411	00x	12	10	1

E - Futrell. LOB - PITT 5, FSU 10. 2B - Jernigan 2, Smith. 3B - McDougall, Smith. HR - Boyd.

**GAME 20 - MARCH 5, 2000  
FLORIDA STATE 14, PITTSBURGH 4**

No. 1 FSU finished a three-game sweep of Pittsburgh and extended its winning streak to 12 games with a 14-4 win in Tallahassee. Ryan Barthelemy had a three-run homer and set a new career-high with six RBI. Marshall McDougall and Karl Jernigan knocked in two runs apiece.

PITT	110	110	000	4	5	1
FSU	301	212	50x	14	8	3

E - Lydic, Griffin, Balet, Varnes. LOB - PITT 7, FSU 10. 2B - Rea, Colamarino, Katchur, Griffin, McDougall. HR - Barthelemy.

**GAME 21 - MARCH 7, 2000  
FLORIDA STATE 15, ST. JOSEPH'S 2**

Chris Smith became the first Seminole to hit for the cycle since Jeremy Salazar accomplished the feat against Georgia Tech on April 26, 1996. Smith hit a home run in the eighth to complete the cycle. Matt Lynch improved to 3-0 on the year after allowing one earned run in six innings while striking out a career-high eight batters.

SJU	100	000	001	2	5	1
FSU	110	101	56x	15	15	3

E - DeVincentis, Balet, Groves, Spano. DP - FSU 1. LOB - SJU 8, FSU 10. 2B - Reed, Smith. 3B - Smith, Boyd. HR - Smith, Spano.

**GAME 22 - MARCH 8, 2000  
FLORIDA STATE 9, SIENA 2**

The top-ranked Seminoles won their 14th straight, completing a two-day trip to Daytona with a 9-2 win over Siena. Freshman Robby Read got the victory in his first career start and Chris Smith hit his sixth homer of the season to lead FSU. Read pitched five innings, allowing one earned run on four hits.

SIENA	000	110	000	2	6	6
FSU	002	222	10x	9	9	3

E - Neidrick, Cohan, Murray, Langer, Mallozzi 2, Smith, Groves, McCaleb. DP - SIENA 2. LOB - SIENA 7, FSU 6. 2B - Cileto, Jernigan. 3B - Jernigan. HR - Smith.

**GAME 23 - MARCH 10, 2000  
FLORIDA STATE 17, DUKE 0**

The Seminoles made sure of Mike Martin's 1100th win with a 17-0 trouncing of Duke in the ACC opener. Martin

became just the 16th NCAA Division I coach (second fastest) to reach the milestone. FSU, winners of 15 straight, set a new single game school record with nine doubles. Jon McDonald worked seven scoreless innings and gave up just two hits with Chris Smith and John-Ford Griffin adding four hits each.

DUKE	000	000	000	0	2	4
FSU	030	430	52x	17	20	1

E - Becker, Kelly 2, Caradonna, Groves. DP - FSU 3. LOB - DUKE 4, FSU 9. 2B - Smith 3, Griffin, Groves, Futrell, Boyd 2, McCaleb. 3B - Griffin, Jernigan. HR - Balet.

**GAME 24 - MARCH 11, 2000**

**FLORIDA STATE 8, DUKE 3**

Mike Ziegler continued to pitch well, working six scoreless innings and striking out seven. The Seminoles extended their winning streak to 16 games with the 8-3 win over Duke. Brett Groves, John-Ford Griffin and Blair McCaleb had multi-hit games to lead FSU offensively.

DUKE	000	000	300	3	11	1
FSU	011	220	20x	8	10	1

E - Becker, McDougall. DP - FSU 1. LOB - DUKE 10, FSU 11. 2B - Bechtold, Goodner, Groves, Griffin, Boyd. HR - Alleva, McCaleb.

**GAME 25 - MARCH 12, 2000**

**FLORIDA STATE 9, DUKE 6**

No. 1 FSU won its 17 straight, completing a three-game sweep of Duke in the first ACC series of the year. The Tribe's 23-2 start marked the best start since 1986 (26-2). Blair Varnes went six innings for the win, giving up two earned runs on eight hits. Scott Boyd went 3-for-5 with two RBI to pace FSU at the plate.

DUKE	001	020	012	6	14	0
FSU	004	014	00x	9	14	3

E - Balet, Spano, Varnes. DP - FSU 1. LOB - DUKE 10, FSU 12. 2B - Thompson, Groves, McCaleb. HR - McDougall, Balet.

**GAME 26 - MARCH 14, 2000**

**FLORIDA STATE 18, SOUTH FLORIDA 7**

Mike Futrell and Chris Smith had five RBI each to lead the Seminoles to an 18-7 win over South Florida in Tallahassee. Futrell established a new career-best in runs batted in and Smith tied his career-best. Freshman Nick Whidden picked up the win in relief after working 3.0 innings and allowing one run on one hit. The victory extended FSU's winning streak to 18 games.

USF	230	010	001	7	6	4
FSU	607	122	00x	18	19	2

E - Raburn, Drawdy, Eysward, Barclay, Spano, Boyd. DP - FSU 1. LOB - USF 9, FSU 13. 2B - Barclay, Smith, Griffin, Barthelemy, Futrell, Posey. HR - Boyd, Smith, McDougall, Balet.

**GAME 27 - MARCH 17, 2000**

**WAKE FOREST 7, FLORIDA STATE 1**

The top-ranked Seminoles went on the road to Winston-Salem and saw their 18-game winning streak come to an end with a 7-1 Friday loss. Both teams had eight hits, but the Demon Deacons took advantage of four Seminole errors to score seven runs. John McDonald took the loss after giving up five runs (three earned) in five innings of work. John-Ford Griffin went 3-for-5 and Karl Jernigan went 2-for-4 for the Tribe.

FSU	000	001	000	1	8	4
WFU	002	021	02x	7	8	1

E - Barthelemy, Boyd 3, Voshell. DP - FSU 1, WFU 1. LOB - FSU 11, WFU 9. 2B - Jernigan, McCaleb, Borrell, Athas.

**GAME 28 - MARCH 18, 2000**

**WAKE FOREST 7, FLORIDA STATE 1**

The Seminoles dropped their second straight to Wake Forest with Mike Ziegler taking the loss after allowing four runs in 6.1 innings. With the game tied at four after seven innings of play, the Demon Deacons took control with three runs in the bottom of the seventh. Chris Smith was the only Seminole with more than one hit.

FSU	011	000	200	4	8	1
WFU	200	100	13x	7	14	0

E - McDougall. DP - FSU 1. LOB - FSU 8, WFU 9. 2B - Smith, Voshell. HR - Conway, Brackley.

**GAME 29 - MARCH 19, 2000**

**FLORIDA STATE 12, WAKE FOREST 4**

Blair Varnes led FSU to a 12-4 victory with his first career complete game as the Seminoles avoided a sweep at Wake Forest. Varnes struck out six and walked two, and allowed

seven hits and gave up two earned runs. Brett Groves, John-Ford Griffin and Ryan Barthelemy all had three hits apiece for the Tribe.

FSU	310	024	002	12	16	2
WFU	210	100	000	4	7	0

E - Groves, Barthelemy. DP - FSU 1, WFU 4. LOB - FSU 10, WFU 6. 2B - Griffin, Jernigan, Sullivan.

**GAME 30 - MARCH 23, 2000**

**FLORIDA STATE 11, MARYLAND 0**

No. 1 Florida State handed Maryland its first shutout of the season in Tallahassee. Jon McDonald improved to 7-1 on the season as he worked seven innings, allowing four hits, striking out seven and walking one. Mike Futrell and Blair McCaleb both went 3-for-3 to lead the Seminoles at the plate.

MD	000	000	000	0	5	2
FSU	020	100	62x	11	16	2

E - McCurdy 2, Groves, Balet. DP - FSU 1. LOB - MD 6, FSU 10. 2B - Smith, McCaleb. 3B - Groves.

**GAME 31 - MARCH 24, 2000**

**FLORIDA STATE 11, MARYLAND 0**

Behind a strong outing from Mike Ziegler, FSU blanked Maryland 11-0 for the second straight night. Ziegler pitched seven scoreless innings and allowed only three hits while striking out eight. The top six batters in the FSU order all had two or more hits apiece with John-Ford Griffin, Ryan Barthelemy and Karl Jernigan recording three hits each. Griffin upped his hitting streak to 13 games.

MD	000	000	000	0	4	4
FSU	100	122	05x	11	16	1

E - Swope, Martin 3, McDougall. DP - MD 1, FSU 2. LOB - MD 3, FSU 8. 2B - Patenaude, Griffin, Barthelemy, Balet. 3B - Jernigan. HR - Smith.

**GAME 32 - MARCH 25, 2000**

**FLORIDA STATE 10, MARYLAND 0**

FSU shut out Maryland for the third straight game with a 10-0 Sunday win in Tallahassee. The last time FSU shut out an opponent in all three games of a three-game series was against Lafayette in 1971. The Seminoles last recorded three straight shutouts in 1989 against Rice (twice) and Richmond (once). It also marked the first three-game shut out in ACC history. Blair Varnes worked six innings and gave up five hits while striking out five and walking one.

MD	000	000	000	0	9	2
FSU	012	000	43x	10	15	0

E - Patenaude, Lomas. LOB - MD 10, FSU 10. 2B - Futrell 2, Halliday.

**GAME 33 - MARCH 28, 2000**

**FLORIDA STATE 15, MERCER 5**

The top-ranked Seminoles scored in each of the first five innings, including a seven-run fifth, to easily defeat visiting Mercer 15-5. FSU's streak of holding opponents scoreless ended at 34 innings with Mercer scoring two in the third. Marshall McDougall was the game's offensive leader, going 3-for-4 with two RBI and two runs scored.

MER	002	000	003	5	7	3
FSU	012	270	20x	15	14	1

E - Schmidt, O'Dell 2, Futrell. DP - MER 2. LOB - MER 5, FSU 10. 2B - Magouirk, Clayton 2, O'Dell, Smith 2, Jernigan, Balet. 3B - McDougall. HR - Connelley, Halliday.

**GAME 34 - APRIL 1, 2000**

**FLORIDA STATE 9, VIRGINIA 6**

On the road at Virginia, Pichi Balet went 3-for-3 with a three-run homer to lead FSU to a 9-6 win in Charlottesville. Jon McDonald got the win after working 6.0 innings and giving up four runs on six hits. Brett Groves, Ryan Barthelemy and Chris Smith joined Balet with double-digit hits.

FSU	100	033	020	9	11	0
UVA	003	100	002	6	7	2

E - Marvin, LaVigne. DP - FSU 1, UVA 1. LOB - FSU 7, UVA 7. 2B - Groves, Barthelemy, Smith, Benick, Giraldo. HR - McDougall, Balet.

**GAMES 35 & 36 - APRIL 2, 2000**

**FLORIDA STATE 1-10, VIRGINIA 2-4**

No. 1 FSU split a doubleheader with Virginia on Sunday, losing a 2-1 game before rebounding to win 10-4 in the final game of the series. The Cavs scored two unearned runs in the bottom of the eighth to take upset the Tribe. Mike Ziegler took the loss in game one, despite giving up just two unearned runs on six hits in 7.2 innings of work. FSU took



advantage of a Ryan Barthelemy three-run home run and 3-for-5 outings by Marshall McDougall and Karl Jernigan. Matt Lynch started with Blair Varnes out due to illness and earned the win, going 6.2 innings and allowing three earned runs. Fellow freshman Daniel Hodges worked the final 2.1 innings for his second save of the year.

FSU	100	000	000	1	9	2
UVA	000	000	02x	2	7	1
E - McDougall, Balet, Giraldo. DP - UVA 1. LOB - FSU 11, UVA 8. 2B - Griffin, Groves 2, Giraldo, Word. 3B - Floyd.						
FSU	000	330	004	10	16	2
UVA	002	000	101	4	8	2
E - McDougall 2, Giraldo, Mayer. DP - FSU 4. LOB - FSU 9, UVA 6. 2B - Jernigan 2, Smith, Futrell, Stone, Rueffert, Himes. HR - Barthelemy, Balet.						

**GAME 37 - APRIL 5, 2000  
FLORIDA STATE 12, JACKSONVILLE 6**

The Seminoles improved to 32-5 on the season with a 12-6 mid-week win at Jacksonville. Freshman Robby Read no-hit the Dolphins through six innings before surrendering a single in the seventh. Read went 6.1 innings for the win and gave up two runs (one earned) on the lone hit. Karl Jernigan led FSU with a 4-for-5 night at the plate and Ryan Barthelemy knocked in four runs.

FSU	103	004	004	12	6	5
JU	100	001	013	6	6	2

E - Futrell, Balet, McCaleb 2, Hodges, Vollstedt, Biernacki. DP - JU 2. LOB - FSU 14, JU 6. 2B - McDougall, Barthelemy 2, Jernigan, Groves, Halliday, Rodgers. HR - Smith.

**GAME 38 - APRIL 7, 2000  
FLORIDA STATE 14, MIAMI 13**

After losing six of seven to the Hurricanes last year, top-ranked Florida State scored three runs in the bottom of the 17th inning to defeat No. 12 Miami at Dick Howser Stadium. FSU trailed 9-0 at one point in the game and 11-7 in the bottom of the ninth with two outs before coming back to win the longest game in school history. After Miami took a 13-11 in the 17th, Ryan Barthelemy tied the game with a two-run homer and Brett Groves doubled home Karl Jernigan to give the Seminoles the win.

UM	022	320	200	000	000	02	13	18	3
FSU	000	024	104	000	000	03	14	19	4

E - Matienzo, M. Walker, J. Rodriguez, McDougall 2, Balet, McCaleb. DP - UM 4, FSU 2. LOB - UM 12, FSU 15. 2B - DiRosa, J. Rodriguez 2, Smith, McDougall, Groves. 3B - Matienzo, McDougall. HR - Matienzo, Esquivel, Barthelemy.

**GAME 39 - APRIL 8, 2000  
FLORIDA STATE 12, MIAMI 2**

The Seminoles hammered Miami 12-2 with Mike Ziegler earning the victory. Ziegler worked eight innings and allowed two runs on four hits, striking out 11 and walking two. Marshall McDougall went 3-for-5 with a home run, three runs and three RBI on the night.

UM	011	000	000	2	6	2
FSU	302	030	04x	12	16	0

E - Crespo, B. Walker. DP - UM 1. LOB - UM 7, FSU 6. 2B - Griffin, Barthelemy 2. 3B - Jernigan. HR - Clute, Crespo, McDougall.

**GAME 40 - APRIL 9, 2000  
FLORIDA STATE 5, MIAMI 4**

The Seminoles recorded their first three-game sweep of the Hurricanes since 1993. After Miami scored two runs in the top of the ninth to force FSU to bat in the bottom of the ninth, Chris Smith came through with an RBI-double to score Mike Futrell that FSU a 5-4 win over 12th-ranked Miami. Blair Varnes allowed just one earned run in six innings, but did not figure into the decision.

UM	100	100	002	4	8	0
FSU	010	011	101	5	13	1

DP - UM 2, FSU 1. LOB - UM 7, FSU 8. 2B - Howard, Crespo, J. Rodriguez, Smith, Futrell. HR - Smith, Halliday.

**GAME 41 - APRIL 12, 2000  
FLORIDA STATE 7, JACKSONVILLE 5**

No. 1 FSU moved to 36-5 on the season by winning in its final at bat for the third time in the last four games. John Halliday hit a two-run homer in the bottom of the ninth with two outs to lead FSU to a 7-5 win over JU in Tallahassee. John-Ford Griffin extended his hitting streak to a career-high 23 games, going 3-for-4.

JU	100	000	400	5	11	0
FSU	120	000	202	7	12	2

E - Thigpen, McCaleb. DP - JU 2. LOB - JU 7, FSU 10. 2B - Veleber, Catto, Griffin. HR - Halliday.

**GAME 42 - APRIL 14, 2000  
MIAMI 7, FLORIDA STATE 3**

The top team in the country fell to No. 17 Miami by a score of 7-3 in Coral Gables. David Gil worked eight innings and gave up three runs with 10 strikeouts to lead the Hurricanes to victory. Chris Smith and Karl Jernigan accounted for four of FSU's six total hits.

FSU	000	201	000	3	6	1
UM	002	220	01x	7	11	1

E - McDougall, Matienzo. DP - FSU 2. LOB - FSU 7, UM 6. 2B - M. Rodriguez, Crespo. HR - McDougall, Crespo.

**GAME 43 - APRIL 15, 2000  
MIAMI 7, FLORIDA STATE 3**

No. 17 Miami won a second straight game by the score of 7-3 in Coral Gables. John-Ford Griffin was the only Seminole to have more than one hit, going 3-for-5 after having his 23-game hitting streak snapped the night before. Lale Esquivel's two-run homer and Javy Rodriguez's three-run shot accounted for five of UM's runs.

FSU	000	030	000	3	7	3
UM	300	300	100	7	8	1

E - Groves 2, McDougall, Clute. DP - FSU 1. LOB - FSU 8, UM 5. 2B - Balet, J. Rodriguez. HR - Griffin, Esquivel, J. Rodriguez.

**GAME 44 - APRIL 16, 2000  
FLORIDA STATE 14, MIAMI 3**

The Seminoles avoided a sweep at Miami with a rain and curfew shortened six-inning 14-3 victory. FSU scored five runs in the top of the first and added four more in the third to win easily. John-Ford Griffin and Marshall McDougall both went 3-for-4 to lead the Seminoles at the plate.

FSU	514	112	14	16	0
UM	000	300	3	5	0

LOB - FSU 11, UM 3. 2B - Griffin, Barthelemy, Jernigan, Groves 2, Spano, Howard, Matienzo. HR - Smith, Griffin, McDougall, McCaleb, Esquivel, J. Rodriguez.

**GAME 45 - APRIL 21, 2000  
FLORIDA STATE 6, GEORGIA TECH 0**

Mike Ziegler recorded the first complete game shutout for FSU since 1998, blanking No. 6 Georgia Tech on just four hits in Tallahassee. Ziegler struck out seven, walked one and retired 16 consecutive Yellow Jacket batters from the third to the eighth inning. The junior was named ACC and National Pitcher of the Week for his efforts. Mike Futrell and Blair McCaleb had solo home runs to help No. 2 Florida State snap Tech's 15-game winning streak.

GT	000	000	000	0	4	1
FSU	010	320	00x	6	8	0

E - Prince. DP - GT 1. LOB - GT 6, FSU 5. 2B - Stockton, Smith. HR - McCaleb, Futrell.

**GAME 46 - APRIL 22, 2000  
GEORGIA TECH 5, FLORIDA STATE 0**

No. 6 Georgia Tech returned the favor in the second game as Rhett Parrott and Jeff Watchko combined on a shutout of their own. Parrott worked seven innings, allowed four hits, struck out five and walked three. No Seminole batter had more than one hit as FSU dropped to 38-8 overall and 10-4 in the ACC.

GT	003	010	100	5	14	0
FSU	000	000	000	0	5	2

E - Groves 2. DP - FSU 1. LOB - GT 11, FSU 10. 2B - Lewis, Stockton, Prince, Griffin, Groves, Balet.

**GAME 47 - APRIL 23, 2000  
FLORIDA STATE 7, GEORGIA TECH 5**

No. 2 FSU took the series with a 7-5 win over No. 6 Georgia Tech on Sunday. Jon McDonald was the winner, pitching six innings and allowing three earned runs on seven hits. Scott Boyd had the game-winning RBI with a pinch-hit double in the bottom of the eighth inning.

GT	013	000	001	5	11	2
FSU	102	002	02x	7	8	1

E - Kelly, Cameron, Spano. DP - FSU 3. LOB - GT 5, FSU 5. 2B - Menocal, Perry, Smith, Griffin, Barthelemy, Jernigan, Groves, Boyd.

**GAME 48 - APRIL 28, 2000  
NC STATE 5, FLORIDA STATE 4**

The visiting Wolfpack turned three FSU errors into four runs as they pulled out a one-run victory in the ninth. Brian Wright's double in the ninth inning knocked in Josh Schmitt to give NC State the 6-5 win. Chris Smith (2-for-4) was the only Seminole with more than one hit.

NCSU	000	003	011	5	10	0
FSU	003	000	100	4	7	3

E - McDougall, Groves, Futrell. LOB - NCSU 10, FSU 5. 2B - Schmitt, Wright, Smith, Griffin, McDougall, Groves.

**GAME 49 - APRIL 29, 2000**  
**FLORIDA STATE 8, NC STATE 2**

Marshall McDougall knocked in four runs with two homers and Blair Varnes gave up just two runs over eight innings as FSU improved to 40-9 overall and 12-5 in the ACC. Varnes struck out eight, walked one and allowed just six hits as upped his record to 8-2. John-Ford Griffin added three RBI also homered.

NCSU	100	100	000	2	6	1
FSU	004	030	10x	8	10	0

E - Smith. DP - NCSU 1, FSU 1. LOB - NCSU 6, FSU 7. 2B - Groves. HR - Lee, Griffin, McDougall.

**GAME 50 - APRIL 30, 2000**  
**FLORIDA STATE 6, NC STATE 5**

Marshall McDougall made it a memorable Senior Day in Tallahassee as he doubled home the tying and winning runs in the bottom of the 12th inning to lead No. 2 FSU to a 6-5 victory over NC State. McDougall tied a school record with four doubles in a game, finishing with three RBI. With two outs and the Tribe trailing by one in the 12th, Smith singled and Griffin walked to set up McDougall's game-winning hit on a 3-2 pitch.

NCSU	000	000	130	001	5	13	2
FSU	100	300	000	002	6	10	0

E - Dutton, Mooney. DP - NCSU 4, FSU 4. LOB - NCSU 9, FSU 7. 2B - Smith, McDougall. HR - Wright.

**GAME 51 - MAY 6, 2000**  
**CLEMSON 8, FLORIDA STATE 7**

No. 2 FSU jumped out to a 5-1 lead, but No. 6 Clemson rallied to take an 8-7 victory at Kingsmore Stadium. The Tigers scored the fifth and sixth runs of the game on a Mike Ziegler throwing error and Khalil Greene knocked in the final two runs with a double.

FSU	203	000	200	7	10	2
CLEM	101	114	00x	8	11	2

E - Futrell, Ziegler, Boyd, Riley. DP - FSU 2. LOB - FSU 12, CLEM 9. 2B - McCaleb, Greene. 3B - Stanley.

**GAME 52 - MAY 7, 2000**  
**CLEMSON 5, FLORIDA STATE 4**

The Tigers won a one-run game for the second straight night over the second-ranked Seminoles. Casey Stone's line drive fell in front of a diving Chris Whidden for the game-winning RBI in the bottom of the ninth.

FSU	001	020	100	4	7	0
CLEM	040	000	001	5	12	1

E - Stone. DP - FSU 1, CLEM 1. LOB - FSU 7, CLEM 8. 2B - Smith, Griffin.

**GAME 53 - MAY 8, 2000**  
**CLEMSON 7, FLORIDA STATE 4**

No. 6 Clemson completed the sweep of FSU with a 7-4 win on Monday night. Offensively, the Tigers were led by Casey Stone's three RBI and Jeff Baker's solo home run. Ryan Barthelemy was the only bright spot in the Seminole lineup, finishing 3-for-4. Since joining the ACC in 1992, FSU has compiled a 2-13 record at Clemson.

FSU	100	101	010	4	9	3
CLEM	002	311	00x	7	6	1

E - Smith, Griffin, Greene. DP - FSU 1, CLEM 2. LOB - FSU 8, CLEM 5. 2B - Barthelemy, Singleton. HR - Baker.

**GAME 54 - MAY 12, 2000**  
**FLORIDA STATE 6, NORTH CAROLINA 2**

The fourth-ranked Seminoles pulled out a 6-2 win in 13 innings over No. 12 UNC to snap a season-long three-game losing streak. Bobby Spano's base hit in the 13th knocked in the game-winning run. Marshall McDougall added a two-run double and Ryan Barthelemy had an RBI-single to give FSU a 6-2 win. Mike Ziegler was named ACC Pitcher of the Week after giving up two earned runs in an 8.2-inning no-decision.

FSU	000	020	000	000	4	6	13	0
UNC	000	200	000	000	0	2	7	2

E - Moylan, Snare. DP - UNC 2. LOB - FSU 14, UNC 9. 2B - McDougall, Greenberg, Earey 2.

**GAME 55 - MAY 13, 2000**  
**NORTH CAROLINA 6, FLORIDA STATE 5**

No. 12 North Carolina got a pinch-hit RBI-double in the bottom of the ninth from Chris Maples to defeat No. 4 FSU. Maples' double scored Dan Moylan, who had reached on a double. The loss was FSU's first of the season when recording 11 or more hits (28-1).

FSU	010	001	201	5	13	1
UNC	100	301	001	6	9	1

E - Spano, Adams. DP - FSU 1, UNC 3. LOB - FSU 11, UNC 9. 2B - McCaleb, Hooper, Moylan, Maples. HR - Jernigan, Mathews.

**GAME 56 - MAY 15, 2000**  
**FLORIDA STATE 4, NORTH CAROLINA 2**

Florida State closed out the regular season with a 4-2 win at Chapel Hill. Jon McDonald improved to 10-3 with the win and Matt Lynch closed out the game for his first career save. With the victory, FSU finished third in the ACC regular season standings and secured the No. 3 seed in the ACC Tournament.

FSU	000	003	100	4	8	3
UNC	010	001	000	2	9	2

E - Balet, McCaleb 2, Moylan, McCay. DP - UNC 1. LOB - FSU 10, UNC 12.

**GAME 57 - MAY 17, 2000**  
**FLORIDA STATE 8, NC STATE 6**

Third-seeded FSU opened the 2000 ACC Tournament with an 8-6 win over sixth-seeded NC State after trailing 6-5 going into the bottom of the eighth inning. Chris Smith provided the game-winning hit with a three-run homer in the bottom of the eighth. Mike DiBlasi picked up the win in relief, striking out six in the final 1.2 innings.

NCSU	100	400	010	6	9	2
FSU	000	041	03x	8	10	4

E - Mooney, Miller, Barthelemy, Balet, Lynch. DP - FSU 1. LOB - NCSU 12, FSU 8. 2B - Wright, Griffin 2, McDougall, Boyd. HR - Shearins, Smith.

**GAME 58 - MAY 18, 2000**  
**CLEMSON 8, FLORIDA STATE 4**

Clemson starter Ryan Mottl struck out a season-high 10 batters in a complete game as the second-seeded Tigers handed the Seminoles their first loss of the tournament. Mike Ziegler also struck out 10, but took the loss after giving up six runs in 6.2 innings. Marshall McDougall (2-for-4) had a two-run homer and was the only FSU batter with more than one hit.

FSU	100	003	000	4	6	1
CLEM	020	111	12x	8	12	0

E - McCaleb. DP - FSU 2, CLEM 1. LOB - FSU 4, CLEM - 5. 2B - Baker, LeCroy. 3B - Stanley. HR - McDougall, Greene, Ellis, Calitri.

**GAME 59 - MAY 19, 2000**  
**FLORIDA STATE 4, UNC 1**

FSU bounced back to eliminate UNC 4-1 behind a strong pitching performance from Blair Varnes. Varnes allowed just one run on eight hits in 7.2 innings of work as he improved to 9-2 on the season. Marshall McDougall's two-run triple in the fourth inning gave Varnes all the run support he would need. Ryan Barthelemy added a two-run homer in the seventh. Daniel Hodges earned his third save of the year, striking out all four in 1.1 innings.

FSU	000	020	200	4	8	3
UNC	000	000	010	1	9	0

E - Boyd. DP - FSU 1, UNC 1. LOB - FSU 7, UNC - 10. 2B - Griffin, Boyd, Adams. 3B - McDougall. HR - Barthelemy.

**GAME 60 - MAY 20, 2000**  
**GEORGIA TECH 10, FLORIDA STATE 3**

Top-seeded Georgia Tech knocked FSU out of the ACC Tournament with a 10-3 victory. Jason Basil led the way for the Yellow Jackets, finishing 5-for-5 with one home run and three RBI. Jon McDonald suffered the loss, allowing six runs (one earned) in four innings of work. Karl Jernigan went 2-for-4 with two RBI for the Tribe.

GT	004	020	220	10	15	1
FSU	003	000	000	3	8	3

E - Perry, McDougall, Groves, McCaleb. DP - GT 1, FSU 3. LOB - GT 5, FSU 9. 2B - Basil, Griffin, Balet. HR - Stockton, Prince, Basil.

**GAME 61 - MAY 26, 2000**  
**FLORIDA STATE 6, BETHUNE-COOKMAN 3**

The Seminoles returned to Tallahassee to host NCAA Regional play at Dick Howser Stadium and picked up a 6-3 win over

BCC in the postseason opener. John Halliday's grand slam in the bottom of the fifth inning broke a 1-1 tie and put FSU up for good. Blair Varnes improved to 10-2 on the year after allowing two runs in 5.2 innings of work and striking out eight.

BCC	000	101	100	3	6	3
FSU	001	041	00x	6	4	1

E - Nunez, Baez, Rosado, Spano. DP - BCC 1. LOB - BCC 7, FSU 11. 2B - Griffin 2. HR - Nunez, Halliday.

**GAME 62 - MAY 27, 2000  
UCF 9, FLORIDA STATE 8**

The Seminoles had a 10-game NCAA Regional winning streak snapped as UCF held on for a 9-8 second round win to advance to Sunday's championship. The Golden Knights were held scoreless through four innings, but put two runs on the board in the fifth, sixth and seventh innings. UCF made it 9-6 with three in the eighth and withstood a late FSU rally in the top of the ninth to hang on to the victory. John-Ford Griffin led the Tribe offensively, going 3-for-5 with five RBI.

FSU	011	000	402	8	11	2
UCF	000	022	23x	9	8	0

E - Barthelemy, Groves. DP - UCF 1. LOB - FSU 5, UCF 13. 2B - Griffin, Myers, Bowser, Fox, Frost. 3B - Smith, Fox. HR - Griffin.

**GAME 63 - MAY 27, 2000  
FLORIDA STATE 11, EVANSVILLE 2**

In an elimination game, FSU rebounded to defeat Evansville 11-2. The Seminoles piled up 16 hits with Chris Smith, John-Ford Griffin, Marshall McDougall, Scott Boyd and Karl Jernigan each having multi-hit games. Boyd knocked in five runs and Griffin scored four runs. Freshman Matt Lynch recorded his seventh victory without a loss after working eight innings and giving up two runs.

EVAN	200	000	000	2	6	3
FSU	203	301	02x	11	16	0

E - Connors, Wegman 2. LOB - EVAN 7, FSU 7. 2B - Smith, Griffin 2, Jernigan. 3B - Jernigan. HR - Serafini, Griffin, Boyd.

**GAME 64 - MAY 28, 2000  
FLORIDA STATE 6, UCF 1**

Jon McDonald threw a complete game two-hitter to lead FSU past UCF 6-1 and force a second game. McDonald struck out 10 and walked three, allowing just one run in his first complete game of the season. John-Ford Griffin continued his tear at the plate, pacing the Tribe with a 4-for-5 day. Pichi Balet had two doubles among his three hits.

UCF	000	001	000	1	2	1
FSU	000	010	23x	6	13	2

E - Brinson, McDougall, Boyd. DP - FSU 1. LOB - UCF 6, FSU 9. 2B - Griffin, Balet 2, Groves, Futrell.

**GAME 65 - MAY 28, 2000  
FLORIDA STATE 8, UCF 1**

Not to be outdone, FSU freshman Robby Read no-hit UCF through six innings enroute to a complete game of his own. With the second victory over the Golden Knights, FSU advanced to Super Regional competition. Read allowed one run on two hits, struck out six and walked two in the best outing of his short Seminole career.

FSU	031	020	002	8	14	0
UCF	000	000	100	1	2	3

E - Bowser, Fox 2. DP - FSU 1, UCF 3. LOB - FSU 6, UCF 4. 2B - McDougall 2, Barthelemy, HR - Wallace.

**GAME 66 - JUNE 2, 2000  
FLORIDA STATE 9, MIAMI 2**

Behind a solid pitching performance from sophomore Blair Varnes, the Seminoles pounded Miami 9-2 to take the first game of Super Regional play in Tallahassee. Varnes (11-2) worked seven innings, allowing two runs on seven hits while striking out six and walking one. Chris Smith provided more than enough offense for the Tribe, knocking in a career-high six runs with a two-run double and a grand slam.

UM	101	000	000	2	8	0
FSU	041	000	04x	9	13	0

DP - UM 3, FSU 1. LOB - UM 6, FSU 6. 2B - M. Rodriguez, J. Rodriguez, Brown, Smith, Griffin 2. HR - Smith, Barthelemy.

**GAME 67 - JUNE 3, 2000  
MIAMI 7, FLORIDA STATE 5**

Miami evened the series with a 7-5 win, taking advantage of a season-high six Seminole errors. The Hurricanes, who scored four unearned runs, scored three runs in the second and fifth innings. FSU starter Jon McDonald took the loss,

going four innings and giving up six runs (three earned). Pichi Balet and Karl Jernigan homered for FSU.

FSU	020	100	200	5	10	6
UM	030	130	00x	7	9	1

E - Barthelemy, Balet 2, Groves 2, Futrell 1. DP - UM 3. LOB - FSU 6, UM 9. 2B - Griffin, Esquivel, DiRosa. HR - Jernigan, Balet.

**GAME 68 - JUNE 4, 2000  
FLORIDA STATE 6, MIAMI 1**

Mike Ziegler pitched a complete game to lead the Seminoles to their third straight trip to the College World Series. Ziegler gave up one run on nine hits and struck out nine without allowing a walk. Marshall McDougall keyed the FSU offensive attack with an RBI-triple and a solo home run. Blair McCaleb had three hits while Chris Smith and Pichi Balet added two hits apiece. The Seminoles eliminated the defending national champion Hurricanes and finished the season with a 6-3 record against UM after going 1-6 in 1999.

UM	100	000	000	1	9	1
FSU	012	110	01x	6	10	0

E - Brown. DP - UM 2, FSU 3. LOB - UM 4, FSU 9. 2B - Jernigan, McCaleb. 3B - McDougall. HR - Smith, McDougall.

**GAME 69 - JUNE 10, 2000  
COLLEGE WORLD SERIES  
SOUTHERN CAL 6, FLORIDA STATE 4**

Florida State dropped its first game of the 2000 College World Series with a loss to Southern California. The Seminoles took an early lead with runs in the second and third innings, but the Trojans rallied with five runs in the fourth and fifth to take control. Ryan Barthelemy homered to left in the sixth inning and the Tribe added another run in the bottom of the eighth to cut the lead to one. Barthelemy led FSU with four hits, 2 home runs, and three runs scored.

USC	000	320	001	6	16	0
FSU	011	001	010	4	9	0

E - none. DP - FSU 2, USC 2. LOB - USC 14, FSU 5. 2B - Davidson, Concepcion, McDougall. HR - Barthelemy 2, Craig, Lunetta.

**GAME 70 - JUNE 12, 2000  
COLLEGE WORLD SERIES  
FLORIDA STATE 6, TEXAS 2**

With Florida State facing possible elimination from the College World Series, FSU got timely hits and good defense to earn a 6-2 victory over Texas. FSU starter Mike Ziegler pitched a complete game, giving up two runs on five hits. Ryan Barthelemy's two-run home run in the top of the eighth inning sealed the win for the Seminoles. The homer was Barthelemy's fifth in CWS play, tying former Seminole J.D. Drew's CWS career home run record.

FSU	100	210	020	6	12	2
TEXAS	000	100	001	2	5	1

E - Spano, Groves, Houser. DP - FSU 1, Texas 2. LOB - FSU 6, Texas 2. 2B - Groves, Nicholson. HR - Griffin, Barthelemy.

**GAME 71 - JUNE 14, 2000  
COLLEGE WORLD SERIES  
FLORIDA STATE 3, SOUTHERN CAL 2**

In a pitching duel, Florida State avenged an earlier loss to Southern California with a 3-2 win. Marshall McDougall paced the Seminoles offensively with two home runs while starter Jon McDonald went the distance, allowing no earned runs. With the game tied at two in the bottom of the ninth, Mike Futrell singled to right to score Ryan Barthelemy.

USC	000	101	000	2	4	0
FSU	000	100	101	3	6	2

E - Balet 2. DP - FSU 1. LOB - USC 10, FSU 5. 2B - Garibaldi. HR - McDougall 2.

**GAME 72 - JUNE 15, 2000  
COLLEGE WORLD SERIES  
LOUISIANA STATE 6, FLORIDA STATE 3**

Florida State was eliminated from the 2000 College World Series with a 6-3 loss to eventual national champion LSU. Tiger starter Hunter Gomez held the Seminoles to one run on six hits in five innings as he earned the victory. Florida State rallied to tie the game at 3-3 in the top of the eighth inning, but LSU countered with three runs in the bottom of the inning to advance to the title game against Stanford.

FSU	000	001	020	3	9	0
LSU	100	110	03x	6	9	1

E - Barbier. DP - FSU 1, LSU 2. LOB - FSU 13, LSU 4. 2B - Smith, McDougall, Cresse. HR - Hawpe, Wright.

# 2000 ACC Statistics

Record: 15-9 Home: 10-2 Away: 5-7

## Batting

NAME	AVG	GP-GS	AB	R	H	2B	3B	HR	RBI	TB	SLG%	BB	HBP	SO	GDP	OB%	SF	SH	SB-SBA	PO	A	EFLD%
Kraft	.500	2-0	2	1	1	0	0	0	0	1	.500	0	0	1	0	.500	0	0	0-0	0	3	0 1.000
McClain	.500	2-0	2	1	1	0	0	0	0	1	.500	0	0	0	0	.500	0	0	0-0	5	0	0 1.000
Boyd	.421	13-4	19	7	8	4	0	0	5	12	.632	3	1	6	0	.522	0	0	0-0	1	2	3 .500
Griffin	.379	24-24	103	21	39	9	1	1	15	53	.515	14	1	16	1	.446	3	0	1-2	16	0	1 .941
Smith	.359	24-24	103	25	37	11	0	1	12	51	.495	9	5	14	1	.436	0	0	1-1	38	3	1 .976
Barthelemy	.337	24-24	98	16	33	5	0	1	18	41	.418	10	1	13	2	.404	0	1	1-2	222	14	2 .992
Groves	.323	24-24	96	11	31	10	1	0	15	43	.448	12	5	18	4	.425	0	1	11-14	38	65	6 .945
Jernigan	.306	22-21	85	17	26	5	2	1	12	38	.447	6	5	14	0	.381	1	1	1-3	45	2	1 .979
McDougall	.305	24-24	105	24	32	6	0	4	18	50	.476	10	2	15	2	.376	0	0	7-8	43	62	7 .938
Balet	.286	20-11	42	7	12	2	0	4	18	26	.619	9	2	4	4	.426	1	0	0-0	1	17	4 .818
McCaleb	.284	24-23	67	10	19	6	0	2	20	31	.463	21	3	15	1	.467	1	3	0-1	175	15	2 .990
Futrell	.279	22-19	68	10	19	4	0	1	9	26	.382	7	2	14	2	.359	1	0	2-3	33	4	2 .949
Spano	.184	22-11	38	11	7	0	0	0	4	7	.184	6	3	7	1	.340	0	1	3-4	20	46	3 .957
Halliday	.100	16-7	30	0	3	1	0	0	6	4	.133	3	0	9	0	.171	2	0	0-0	2	0	0 1.000
Thigpen	.000	9-0	3	3	0	0	0	0	0	0	.000	1	0	2	0	.250	0	0	0-0	1	0	0 1.000
Possey	.000	2-0	2	0	0	0	0	0	0	0	.000	0	0	1	0	.000	0	0	0-0	2	0	0 1.000
DiBlasi	.000	1-0	1	0	0	0	0	0	0	0	.000	0	0	0	0	.000	0	0	0-0	0	1	0 1.000
TOTALS	.310	24-24	864	164	268	63	4	15	152	384	.444	111	30	149	18	.403	9	7	27-38	650	263	34 .964
OPPONENTS	.251	24-24	828	91	208	32	2	7	77	265	.320	76	12	190	24	.322	4	7	21-30	641	225	33 .963

LOB - Team (217), Opp (187). DPs turned - Team (30), Opp (23). CI - Team (1), McCaleb 1, Opp (1). IBB - Team (2), McDougall 1, Griffin 1, Opp (7). Picked off - McDougall 3, Groves 1, Futrell 1, Barthelemy 1.

## Pitching

NAME	ERA	W-L	APP	GS	CG	SHO/CBO	SV	IP	H	R	ER	BB	SO	2B	3B	HR	BF	B/AVG	WP	HBP	BK	SFA	SHA
Jernigan	0.00	0-0	1	0	0	0/1	0	1.0	0	0	0	0	0	0	0	0	3	.000	1	1	0	0	0
Roman	0.00	0-0	2	0	0	0/1	0	1.0	0	0	0	2	0	0	0	0	3	.000	2	0	0	0	0
Ziegler	2.11	3-2	8	8	1	1/1	0	55.1	50	19	13	14	56	8	2	12	10	.238	5	3	0	1	2
DiBlasi	2.45	0-0	7	0	0	0/1	0	3.2	4	1	1	4	5	0	0	0	15	.267	1	0	0	0	0
Lynch	2.93	2-0	8	1	0	0/1	1	15.1	12	6	5	5	17	3	0	1	54	.222	1	0	0	1	1
Hodges	3.00	1-0	10	0	0	0/1	1	18.0	18	8	6	7	22	3	0	2	70	.257	0	1	0	0	0
McDonald	3.28	5-2	8	8	0	0/2	0	46.2	43	21	17	20	31	7	0	0	171	.251	4	2	0	1	3
Varnes	3.60	4-1	7	7	1	0/1	0	45.0	47	22	18	13	29	4	0	2	180	.261	4	2	0	0	1
Read	3.68	0-1	6	0	0	0/1	0	7.1	6	3	3	2	7	1	0	0	28	.214	0	1	0	0	0
Ginn	3.86	0-0	10	0	0	0/1	0	9.1	6	4	4	4	7	3	0	0	35	.171	1	2	0	0	0
Whidden, C	3.86	0-2	9	0	0	0/1	3	7.0	8	3	3	3	8	2	0	0	27	.296	3	0	0	1	0
Whidden, N	3.86	0-1	10	0	0	0/1	0	7.0	14	4	3	2	8	1	0	1	32	.438	2	0	0	0	0
TOTALS	3.03	15-9	24	24	2	5/4	5	216.2	208	91	73	76	190	32	2	7	828	.251	24	12	0	4	7
OPPONENTS	6.23	9-15	24	24	0	1/1	4	213.2	268	164	148	111	149	63	4	15	864	.310	19	30	2	9	7

PB - Team (2), McCaleb 2, Opp (4). Pickoffs - Team (2), McDonald 1, Ziegler 1, Opp (4). SBA/ATT - McCaleb (19-26), Ziegler (6-10), McDonald (5-5), Varnes (3-4), N. Whidden (2-3), Lynch (2-3), DiBlasi (2-2), Futrell (1-2), C. Whidden (1-2), Hodges (0-1), Possey (1-1).



## 2000 Atlantic Coast Conference Final Standings

**ACC vs. Non-ACC: 195-90-1, .684**

	ACC GAMES					OVERALL GAMES							
	W	L	PCT	HM	RD	W	L	T	PCT	HM	RD	NEU	STREAK
Georgia Tech	18	6	.750	9-3	9-3	50	16	0	.758	31-8	14-7	5-1	Lost 2
Clemson	17	7	.708	10-2	7-5	51	18	0	.739	37-5	7-8	7-5	Lost 2
Florida State	15	9	.625	10-2	5-7	53	19	0	.736	36-5	11-10	6-4	Lost 1
Wake Forest	14	10	.583	7-5	7-5	41	20	1	.669	20-6-1	15-9	6-5	Lost 1
North Carolina	12	12	.500	8-4	4-8	46	17	0	.730	30-5	10-8	6-4	Lost 2
NC State	10	14	.417	6-6	4-8	30	28	0	.517	24-14	5-10	1-4	Lost 2
Virginia	10	14	.417	5-7	5-7	26	31	1	.457	15-15-1	9-13	2-3	Lost 1
Maryland	7	17	.297	5-8	2-9	24	33	0	.421	14-10	9-20	1-3	Lost 1
Duke	5	19	.208	1-11	4-8	17	41	0	.302	11-24	4-14	2-3	Lost 2

### 2000 College World Series

at Rosenblatt Stadium  
Omaha, Nebraska

J9 Clemson 10 d. San Jose State 6  
J10 Southern Cal 6 d. Florida State 4  
J11 Stanford 10 d. Clemson 4  
J12 Florida State 6 d. Texas 2  
J14 Louisiana-Lafayette 5 d. Clemson 4  
J14 Florida State 3 d. Southern Cal 2  
J15 LSU 6 d. Florida State 3

### 2000 NCAA Baseball Championship

Regional Matchups - May 26, 27, 28  
at Columbia, S.C. - May 26, 27, 28

#2 Wake Forest 8 vs. #3 Seton Hall 3  
#1 South Carolina 6 vs. #2 Wake Forest 1  
#2 Wake Forest 4 vs. #4 Liberty 2  
#1 South Carolina 8 vs. Wake Forest 4

at Upper Montclair, N.J. - May 26, 27, 28

#2 North Carolina 14 vs. #3 Penn State 5  
#2 North Carolina 9 vs. #1 Rutgers 3  
#3 Penn State 6 vs. #2 North Carolina 5  
#3 Penn State 10 vs. #2 North Carolina 3

at Tallahassee, Fla. - May 26, 27, 28

#1 Florida State 6 vs. #4 Bethune-Cookman 3  
#2 UCF 9 vs. #1 Florida State 8  
#1 Florida State 11 vs. #3 Evansville 2  
#1 Florida State 6 vs. #2 UCF 1  
#1 Florida State 8 vs. #2 UCF 1

at Clemson, S.C. - May 26, 27, 28

#1 Clemson 4 vs. #4 Middle Tennessee State 0  
#1 Clemson 9 vs. #3 Illinois 3  
#1 Clemson 21 vs. #4 Middle Tennessee State 3

at Atlanta, Ga. - May 26, 27, 28

#1 Georgia Tech 11 vs. #4 Georgia Southern 9  
#1 Georgia Tech 24 vs. #3 Stetson 1  
#1 Georgia Tech 16 vs. #3 Stetson 11

Super-Regional Matchups - June 2, 3, 4

at Clemson, S.C.

Clemson 11 vs. Mississippi State 4  
Clemson 9 vs. Mississippi State 4

at Tallahassee, Fla.

Florida State 9 vs. Miami 2  
Florida State 5 vs. Miami 7  
Florida State 6 vs. Miami 1

at Atlanta, Ga.

Georgia Tech 2 vs. Southern California 7  
Georgia Tech 3 vs. Southern California 6

### 27th Annual ACC Baseball Tourn.

Knights Stadium, Fort Mill, S.C.  
Tuesday, May 16

Game 1 #8 Maryland 4 vs. #9 Duke 6

Wednesday, May 17

Game 2 #4 W. Forest 8 vs. #5 N. Carolina 7  
Game 3 #1 Georgia Tech 9 vs. Duke 3  
Game 4 #2 Clemson 9 vs. #7 Virginia 5  
Game 5 #3 Florida State 8 vs. #6 NC State 6

Thursday, May 18

Game 6 North Carolina 13 vs. Duke 7  
Game 7 Virginia 9 vs. NC State 5  
Game 8 Wake Forest 3 vs. Georgia Tech 6  
Game 9 Florida State 4 vs. Clemson 8

Friday, May 19


Game 10 Wake Forest 3 vs. Virginia 8  
Game 11 Florida State 4 vs. North Carolina 1  
Game 12 Clemson 4 vs. Georgia Tech 8

Saturday, May 20

Game 13 Georgia Tech 10 vs. Florida State 3  
Game 14 Clemson 12 vs. Virginia 5  
Game 15 Clemson 8 vs. Georgia Tech 9

Sunday, May 21

Game 16 Georgia Tech 8, Clemson 4



Chris Ginn

## 2000 ACC TEAM STATISTICS

### Batting

#### Batting Average

	G	AB	H	AVG
Georgia Tech	66	2439	833	.342
North Carolina	63	2225	719	.323
<b>FLORIDA STATE</b>	<b>72</b>	<b>2554</b>	<b>814</b>	<b>.319</b>
Wake Forest	62	2264	708	.313
Virginia	58	1972	605	.307
Clemson	69	2387	725	.304
Maryland	57	1947	582	.299
NC State	58	2017	598	.296
Duke	58	1952	550	.282

### Pitching

#### Earned Run Average

	G	IP	R	ER	ERA
<b>FLORIDA STATE</b>	<b>72</b>	<b>648.2</b>	<b>303</b>	<b>233</b>	<b>3.23</b>
Clemson	69	617.1	323	274	3.99
Wake Forest	62	558.0	315	251	4.05
Georgia Tech	66	585.2	339	281	4.32
North Carolina	63	564.2	319	272	4.34
NC State	58	524.2	353	273	4.68
Maryland	57	475.2	392	314	5.94
Virginia	58	495.0	401	329	5.98
Duke	58	503.2	410	351	6.27

### Scoring

	G	RUNS	PER GAME
Georgia Tech	66	604	9.15
Wake Forest	62	518	8.35
North Carolina	63	522	8.29
<b>FLORIDA STATE</b>	<b>72</b>	<b>573</b>	<b>7.96</b>
Clemson	69	516	7.48
Maryland	57	370	6.49
Virginia	58	351	6.05
NC State	58	325	5.60
Duke	58	281	4.84

### Scoring Defense

	G	RUNS	PER GAME
Georgia Tech	66	604	9.15
Wake Forest	62	518	8.35
North Carolina	63	522	8.29
<b>FLORIDA STATE</b>	<b>72</b>	<b>573</b>	<b>7.96</b>
Clemson	69	516	7.48
Maryland	57	370	6.49
Virginia	58	351	6.05
NC State	58	325	5.60
Duke	58	281	4.84

### Fielding Percentage

	G	PO	A	E	PCT
Clemson	69	1852	801	86	.969
Wake Forest	52	1674	667	82	.966
Georgia Tech	66	1757	714	95	.963
Duke	58	1511	657	87	.961
North Carolina	63	1694	711	97	.961
NC State	58	1574	667	95	.959
<b>FLORIDA STATE</b>	<b>72</b>	<b>1946</b>	<b>801</b>	<b>119</b>	<b>.958</b>
Virginia	58	1485	501	93	.957
Maryland	57	1427	607	102	.952

### Double Plays Turned

	G	DP
<b>FLORIDA STATE</b>	<b>72</b>	<b>69</b>
Clemson	69	62
Wake Forest	62	58
Duke	58	55
Virginia	58	47
Maryland	57	47
North Carolina	63	45
Georgia Tech	56	44
NC State	58	42

## 2000 INDIVIDUAL BATTING LEADERS

### Batting Average

	G	AB	H	AVG
Teixeira, GT	66	241	103	.427
<b>GRIFFIN, FSU</b>	<b>70</b>	<b>300</b>	<b>121</b>	<b>.403</b>
Lewis, GT	65	274	109	.398
Prince, GT	64	256	99	.387
Greenberg, UNC	61	254	98	.386
Basil, GT	66	251	96	.382
<b>SMITH, FSU</b>	<b>72</b>	<b>301</b>	<b>113</b>	<b>.375</b>
Sullivan, WF	62	273	102	.374
Becker, DU	58	223	82	.368
Wright, NCS	58	243	89	.366

### Triples Per Game

	G	3B	PER GAME
Riley, CU	55	7	.13
Greenberg, UNC	61	7	.11
<b>JERNIGAN, FSU</b>	<b>70</b>	<b>5</b>	<b>.07</b>
Godwin, UNC	57	4	.07
<b>McDOUGALL, FSU</b>	<b>72</b>	<b>5</b>	<b>.07</b>
Stockton, GT	65	4	.06
Teixeira, GT	66	4	.06
Boyd, CU	69	4	.06
Price, WF	53	3	.06
<b>SMITH, FSU</b>	<b>72</b>	<b>4</b>	<b>.06</b>

### Stolen Bases Per Game

	G	SB	PER GAME
<b>GROVES, FSU</b>	<b>72</b>	<b>34</b>	<b>.47</b>
Greenberg, UNC	61	28	.46
Godwin, UNC	57	24	.42
Adams, UNC	50	20	.40
Sullivan, WFU	62	23	.37
Stone, CU	69	25	.36
Marvin, UVA	51	16	.31
Swope, Md	48	14	.29
Stanley, CU	55	16	.29
Voshell, WF	61	17	.28

### Doubles Per Game

	G	2B	PER GAME
<b>GRIFFIN, FSU</b>	<b>70</b>	<b>33</b>	<b>.47</b>
<b>SMITH, FSU</b>	<b>72</b>	<b>28</b>	<b>.39</b>
Becker, DU	58	22	.38
Basil, GT	66	25	.38
Oursler, MD	53	19	.36
Giraldo, UVA	51	18	.35
Greene, CU	69	24	.35
Voshell, WF	61	21	.34
Stockton, GT	65	22	.34
Hooper, UNC	63	21	.33

**Runs Batted In**

	G	RBI	PER GAME
Basil, GT	66	83	1.26
Teixeira, GT	66	80	1.21
Prince, GT	64	77	1.20
Godwin, UNC	57	67	1.18
Earey, UNC	59	67	1.14
Munroe, MD	57	62	1.09
Slavik, WF	56	56	1.00

**Home Runs**

	G	HR	PER GAME
Teixeira, GT	66	18	.27
Earey, UNC	59	14	.24
Munroe, MD	57	13	.23
Basil, GT	66	15	.23
Mooney, NCS	53	12	.23
Conway, WF	62	14	.23
McDOUGALL, FSU	72	15	.21
Parker, GT	53	11	.21
Wright, NCS	58	12	.21
Borrell, WF	61	12	.20

**Hits**

	TOTAL
GRIFFIN, FSU	121
SMITH, FSU	113
Lewis, GT	109
Teixeira, GT	103
McDOUGALL, FSU	102
Sullivan, WF	102
Prince, GT	99
Greene, CU	98
Greenberg, UNC	98
Stone, CU	97

**Runs Scored**

	TOTAL
Teixeira, GT	104
McDOUGALL, FSU	82
SMITH, FSU	81
Lewis, GT	79
GRIFFIN, FSU	72
Sullivan, WF	71
Greenberg, UNC	69
Menocal, GT	66
Stone, CU	65

3 tied with 63 runs scored

**Runs Batted In**

	TOTAL
Basil, GT	83
Teixeira, GT	80
Prince, GT	77
BARTHELEMY, FSU	71
McDOUGALL, FSU	67
Earey, UNC	67
Godwin, UNC	67
SMITH, FSU	66
Baker, CU	64
Greene, CU	64

**Doubles**

	TOTAL
GRIFFIN, FSU	33
SMITH, FSU	28
Basil, GT	25
Greene, CU	24
McDOUGALL, FSU	23

Stockton, GT	22
Becker, DU	22

6 tied with 21 doubles

**Triples**

	TOTAL
Riley, CU	7
Greenberg, UNC	7
JERNIGAN, FSU	5
McDOUGALL, FSU	5
Boyd, CU	4
Stockton, GT	4
SMITH, FSU	4
Teixeira, GT	4
Godwin, UNC	4

11 tied with 3 triples

**Home Runs**

	TOTAL
Teixeira, GT	18
McDOUGALL, FSU	15
Basil, GT	15
SMITH, FSU	14
Conway, WF	14
BARTHELEMY, FSU	14
Earey, UNC	14
Munroe, MD	13

3 tied with 12 home runs

**Stolen Bases**

	TOTAL
GROVES, FSU	34
Greenberg, UNC	28
Stone, CU	25
Godwin, UNC	24
Sullivan, WF	23
Adams, UNC	20
Boyd, CU	18
Voshell, WF	17

3 tied with 16 stolen bases



Karl Jernigan

## 2000 ACC INDIVIDUAL PITCHING LEADERS

### EARNED RUN AVERAGE

	G	IP	R	ER	ERA
Schmitt, WF	15	70.0	28	20	2.57
Siemon, WF	17	100.2	38	30	2.68
DePriest, UNC	35	74.2	32	24	2.89
<b>ZIEGLER, FSU</b>	<b>20</b>	<b>133.2</b>	<b>55</b>	<b>45</b>	<b>3.03</b>
Snare, UNC	19	109.0	49	38	3.14
Berney, CU	17	106.1	42	40	3.39
Vance, GT	16	119.0	49	45	3.40
Schmidt, CU	16	92.1	46	37	3.51
Mottl, CU	21	107.0	52	44	3.70
McDONALD, FSU	21	117.1	66	49	3.76

### SAVES

	G	IP	ERA	SVS
Glaser, CU	33	40.1	2.45	15
DePriest, UNC	35	74.2	2.69	12
Bush, WF	36	61.2	3.36	7
LaVigne, UVA	26	39.0	3.23	7
Watchko, GY	26	58.2	3.38	6
Dupree, DU	29	53.1	6.41	5
Schmitt, NCS	16	30.1	4.15	5
Mitchell, GT	27	35.1	4.84	5
<b>C. WHIDDEN, FSU</b>	<b>25</b>	<b>21.0</b>	<b>2.14</b>	<b>5</b>
HODGES, FSU	25	47.0	2.49	3

### Victories

	G	IP	W-L
Vance, GT	16	119.0	13-3
McDONALD, FSU	21	117.1	12-5
Siemon, WF	17	100.2	11-2
<b>VARNES, FSU</b>	<b>20</b>	<b>116.0</b>	<b>11-4</b>
Snare, UNC	19	109.0	10-1
Mottl, CU	21	107.0	10-4
<b>ZIEGLER, FSU</b>	<b>20</b>	<b>133.2</b>	<b>10-4</b>
Schmidt, CU	16	92.1	9-0
Elmore, UNC	18	102.2	9-1
Berney, CU	17	106.1	9-4

### Strikeouts Per 9 Innings

	G	IP	SO	PER GAME
<b>ZIEGLER, FSU</b>	<b>20</b>	<b>133.2</b>	<b>149</b>	<b>10.03</b>
Clayton, WF	19	63.2	66	9.33
Vance, GT	16	119.0	123	9.30
Schmitt, WF	15	70.0	67	8.61
Kelly, GT	16	83.2	80	8.61
Snare, UNC	19	109.0	102	8.42
Parrott, GT	17	88.1	81	8.25
Caldwell, NCS	23	60.2	55	8.16
DePriest, UNC	35	74.2	66	7.96
Henderson, UNC	21	91.2	80	7.85

### Strikeouts

	IP	SO
<b>ZIEGLER, FSU</b>	<b>133.2</b>	<b>149</b>
Clayton, WF	63.2	66
Vance, GT	119.0	123
Schmitt, WF	70.0	67
Kelly, GT	83.2	80
Snare, UNC	109.0	102
Parrott, GT	88.1	81
Caldwell, NCS	60.2	55
DePriest, UNC	74.2	66
Henderson, UNC	91.2	80

### Innings Pitched

	TOTAL
<b>ZIEGLER, FSU</b> .....	<b>133.2</b>
Vance, GT .....	119.0
McDONALD, FSU .....	117.1
<b>VARNES, FSU</b> .....	<b>116.0</b>
Caradonna, DU .....	111.1
Snare, UNC .....	109.0
Mottl, CU .....	107.0
Berney, CU .....	106.1
Elmore, UNC .....	102.2
Siemon, WF .....	100.2



John-Ford Griffin

## 'NOLES IN THE NCAA FINAL STATISTICS

### Individual

Batting (125+ AB) .....	John-Ford Griffin, 45th (.403)
Doubles .....	John-Ford Griffin, 3rd (33)
Victories .....	Jon McDonald, 13th (12-5)

### Team

Pitching .....	2nd (3.23)
Scoring .....	35th (7.96)
Slugging % .....	22nd (.50)
Doubles .....	9th (2.50)
Win/Loss .....	10th (.736)