



# The Record Book



- TEAM & INDIVIDUAL RECORDS
- CAREER & SEASON TOP 10
- YEAR-BY-YEAR RECORDS
- YEAR-BY-YEAR STATISTICS
- SEMINOLE AWARD WINNERS
- FIRST TEAM ALL-AMERICANS
- SERIES RECORDS
- ALL-TIME RESULTS
- ALL-TIME ROSTERS
- NCAA CHAMPIONSHIPS
- ALL-TIME COACHING RECORDS
- FLORIDA STATE & TEAM USA
- SEMINOLES IN THE PROS

# Team & Individual Records

## Team Records

### Games

#### Games Played

Most in Season ..... 84 ..... 1984  
 Fewest in Season ..... 17 ..... 1948

### Victories

Most in Season ..... 61 ..... 1986 (61-13)  
 Fewest in Season ..... 9 ..... 1948 (9-8)

### Winning Percentage

Highest in Season ..... .854 ..... 1968 (35-6)  
 Lowest in Season ..... .529 ..... 1948 (9-8)

### Winning Streak

Longest ..... 22 .... 1991 (March 2-30)  
 and 1996 (March 5 - April 5)

### Losing Streak

Longest in Season ..... 6 .... 1999 (April 17-30)

### Attendance

Single Home Game ..... 6,145 ..... vs. Miami, 1986  
 3-game Series ..... 17,811 ..... vs. Miami, 1991  
 2-game Series ..... 10,431 ..... vs. Florida, 1994

Single Season ..... 118,897 ..... 1986 (45 dates)  
 Single Season, all games . 276,550 ..... 1999 (72 dates,  
 World Series included)

### Shutouts

Fewest Times in Season ..... 0 ..... 1985 (82 games)  
 and other years with fewer games;  
 last time 1998 (73 games)  
 Most Times in Season ..... 5 . 1974, 1992 and 1994  
 Longest Streak Without ..... 336 ..... 1984-1988  
 Most Recorded in Season ..... 15 ..... 1970 (59 games)  
 and 1975 (59 games)  
 Most Consecutive in Season ..... 4 ..... 1970 and 1973  
 Most Consecutive Scoreless Innings ..... 40 ..... 1973

### Extra Inning Games

Most in Season ..... 7 ..... 1995  
 Longest Game ..... 17 innings ..... vs. Miami,  
 2000 (4/7)

### Batting At Bats

Most in Game ..... 61 ..... vs. Georgia State,  
 1992; vs. Miami, 2000 (4/7)  
 Both Teams ..... 125 ..... vs. Miami, 2000  
 (4/7) (FS 61, UM 64)



*Jeff Ledbetter*

Most in Season ..... 2,872 ..... 1985 (82 games)  
 Fewest in Season ..... 752 ..... 1951 (18 games)  
 Most Plate Appearances in Inning ..... 21 ..... vs. Georgia State,  
 1992

**Runs**

Most in Inning ..... 16 ..... vs. Cleveland State,  
 1982; vs. Georgia State, 1992  
 Most in Game ..... 36 ..... vs. Georgia State,  
 1992  
 Most Allowed in Game ..... 24 ..... Clemson, 1959  
 Most Combined ..... 43 ..... vs. Georgia State,  
 1992 (FS 36, GS 7)  
 Largest Winning Margin ..... 34 ..... vs. Marshall, 1996  
 (34-0) Feb. 4  
 Largest Losing Margin ..... 22 ..... vs. Clemson, 1959  
 (C 24, FS 2)  
 Most in Season ..... 752 ..... 1982  
 Most Allowed in Season ..... 464 ..... 1984  
 Fewest in Season ..... 101 ..... 1948 (17 games)  
 Fewest Allowed in Season ..... 72 ..... 1952 (21 games)

**Hits**

Most in Inning ..... 15 ..... vs. Georgia State,  
 1992  
 Most Allowed in Inning ..... 8 ..... South Florida,  
 1974; Cincinnati, 1991  
 Most Consecutive Hits ..... 8 ..... vs. Marshall,  
 2/4/96, 34-0  
 Most in Game ..... 36 ..... vs. Georgia State,  
 1992 (5/15)  
 Most Allowed in Game ..... 23 ..... Nevada-Las Vegas,  
 1978  
 Most in Season ..... 947 ..... 1985 (82 games)  
 Most Allowed in Season ..... 756 ..... 1984 (84 games)  
 Fewest in Season ..... 186 ..... 1952 (21 games)  
 Fewest Allowed in Season ..... 130 ..... 1952 (21 games)

**Doubles**

Most in Game ..... 9 ..... vs. Duke, 2000  
 (3/10)  
 Most Allowed in Game ..... 6 ..... several times  
 Most Combined ..... 10 ..... vs. Cleveland State,  
 1982 (FS 5, CS 5); vs. Virginia Tech, 1989  
 (FS 5, VT 5); vs. Tulane, 1990 (4/8, FS 8, TU 2);  
 vs. Auburn, 1998 (5/24, FS 7, AU 3)  
 Most in Season ..... 182 ..... 1990 (72 games)  
 Most Allowed in Season ..... 133 ..... 1984 (84 games)  
 Fewest in Season ..... 24 ..... 1951 (18 games)  
 Fewest Allowed in Season ..... 19 ..... 1951 (18 games)

**Triples**

Most in Game ..... 5 ..... vs. Western  
 Kentucky, 1968; vs. Georgia State, 1982  
 Most Allowed in Game ..... 3 ..... several times  
 Most Combined ..... 5 ..... vs. Western Kentucky,  
 1968 (FS 5, WK 0);  
 vs. Georgia State, 1982 (FS 5, GS 0)  
 Most in Season ..... 35 ..... 1969 (52 games)  
 and 1972 (68 games)

**Home Runs**

Most in Game ..... 9 ..... vs. Maryland, 1999  
 (5/9, FS 26, MD 2); vs. Maryland, 1997  
 (4/27, FS 27, MD 2)  
 Most Allowed in Game ..... 6 ..... Southern Miss, 1986  
 Most Combined ..... 9 ..... vs. Cincinnati, 1991  
 (5/12, FS 6, UC 3)  
 Most in Season ..... 146 ..... 1985 (82 games)  
 Most Allowed in Season ..... 82 ..... 1984 (84 games)  
 Fewest in Season ..... 3 ..... 1954 (21 games)  
 Fewest Allowed in Season ..... 4 ..... 1951 (18 games)

Most Grandslams ..... 8 ..... 1996 (69 games)  
 Most Grandslams in a Game\* ..... 3 ..... at Maryland,  
 April 27, 1997

\*NCAA Record

**Total Bases**

Most in Game ..... 54 ..... vs. Georgia State,  
 1992  
 Most Combined ..... 75 ..... vs. Georgia State,  
 1982 (FS 51, GS 24)  
 Most in Season ..... 1,580 ..... 1985 (82 games)  
 Fewest in Season ..... 250 ..... 1952 (21 games)

**Slugging Percentage**

Highest in Season ..... .568 ..... 1982 (74 games)

**Runs Batted In**

Most in Game ..... 34 ..... vs. Georgia State,  
 1992  
 Most Combined ..... 40 ..... vs. Georgia State,  
 1992 (FS 34, GS 6)  
 Most in Season ..... 698 ..... 1985 (82 games)

**Base on Balls**

Most in Game ..... 20 ..... vs. Cleveland State,  
 1982  
 Most Allowed ..... 18 ..... Stetson, 1976  
 Most Combined ..... 26 ..... vs. Valdosta State,  
 1980 (FS 10, VS 16)  
 Most in Season ..... 555 ..... 1984  
 Most Allowed in Season ..... 340 ..... 1972 (68 games)  
 Fewest in Season ..... 93 ..... 1955 (22 games)

**Hit By Pitch**

Most in Season ..... 84 ..... 1998 (73 games)

**Strikeouts**

Most in Game ..... 18 ..... vs. Georgia, 1968  
 Most Combined ..... 33 ..... vs. Miami, 2000 (4/7)  
 (FS 11, UM 22)  
 Most in Season ..... 520 ..... 1984 (84 games)  
 Fewest in Season ..... 93 ..... 1955 (22 games)

**Batting Average**

Highest in Season ..... .337 ..... 1980 (63 games)  
 Highest Allowed in Season ..... .281 ..... 1980 (63 games)  
 Lowest in Season ..... .237 ..... 1967 (46 games)  
 Lowest Allowed in Season ..... .186 ..... 1970 (59 games)

**Stolen Bases**

Most in Game ..... 11 ..... vs. Stetson, 1957;  
 vs. Richmond, 1986;  
 vs. Virginia, 1994  
 Most Allowed in Game ..... 13 ..... Stetson, 1973  
 Most Combined ..... 13 ..... vs. Stetson, 1973  
 (FS 0, S 13)  
 Most in Season ..... 232 ..... 1987 (73 games)  
 Most Allowed in Season ..... 98 ..... 1984 (84 games)  
 Fewest in Season ..... 20 ..... 1954 (21 games)  
 Fewest Allowed in Season ..... 7 ..... 1962 (28 games)  
 and 1968 (41 games)

**Defense**

**Putouts**

Most in Season ..... 2,212 ..... 1984 (84 games)

**Assists**

Most in Season ..... 1,126 ..... 1984 (84 games)  
 Fewest in Season ..... 226 ..... 1960 (22 games)

**Errors**

Most in Game ..... 9 ..... vs. Valdosta State, 1988  
 Most in Game by Opponent ..... 8 ..... several times, latest Miami (April 17, 1996)  
 Most Combined ..... 12 ..... vs. Georgia State, 1984 (FS 4, GS 8); vs. Valdosta State, 1988 (FS 9, VS 3); Virginia Tech, 1990 (5/10, FS 4, VT 8)  
 Most in Season ..... 167 ..... 1984 (84 games)  
 Most by Opponent in Season .... 184 ..... 1984 (84 games)

**Fielding Average**

Highest in Season ..... .973 ..... 1994 (75 games)  
 Lowest in Season ..... .915 ..... 1959 (33 games)

**Double Plays**

Most in Game ..... 5 ..... vs. Miami, 1995 (6/4)  
 Most in Season ..... 95 ..... 1984 (84 games)

**Pitching**

**Pitching Appearances**

Most in Game ..... 8 ..... vs. Miami, 2000 (4/7)  
 Most in Season ..... 223 ..... 1984 (84 games)



*Link Jarrett*

**Complete Games**

Most in Season ..... 27 ..... 1969 (52 games)

**Innings Pitched**

Most in Season ..... 738 ..... 1984 (84 games)  
 Most by Opponent ..... 717 ..... 1984 (84 games)

**Saves**

Most in Season ..... 29 ..... 1990 (72 games)

**No-Hitters**

Most in Season ..... 2 ..... 1968 (41 games)

**One-Hitters**

Most in Season ..... 6 ..... 1970 (59 games)

**Two-Hitters**

Most in Season ..... 6 ..... 1970 (59 games) and 1976 (56 games)

**Earned Runs**

Most Allowed in Season ..... 367 ..... 1984 (84 games)

**Earned Run Average**

Highest in Season ..... 4.48 ..... 1984 (84 games)  
 Lowest in Season ..... 1.49 ..... 1970 (59 games)

**Strikeouts**

Most Recorded in Game ..... 25 ..... vs. Furman, 1956  
 Most Recorded in Season ..... 718 ..... 1986 (74 games)  
 Fewest Recorded in Season ..... 126 ..... 1954 (21 games)

**Individual Records**

**Games**

**Games Played**

Most in Season ..... 84 . Paul Sorrento, 1984; Frank Fazzini, 1984  
 Most in Career ..... 279 ... Mike Yastrzemski, 1980-83; Barry Blackwell, 1985-88  
 Consecutively in Season ..... 85 .. Frank Fazzini, 1984  
 Consecutively in Career ..... 235 . Link Jarrett, 1991-94

**Batting**

**Batting Average**

Highest in Season ..... (0-125 at bats) .436, Bob Clem, 1959; (126-199 at bats) .436, John-Ford Griffin, 1999; (200-250 at bats) .455, J.D. Drew, 1997; (250+ at bats) .419, Marshall McDougall, 1999  
 Highest in Career ..... (100-600 at bats) .410, Bob Clem, 1959-60; (600+ at bats) .391, J.D. Drew, 1995-97

**Slugging Percentage**

Highest in Season ..... .961 ..... J.D. Drew, 1997 (224 TB/233 AB)  
 Highest in Career ..... .789 ... J.D. Drew, 1995-97 (539 TB/683 AB)

**At Bats**

Most in Game ..... 9 ..... Karl Jernigan vs. Miami, 2000 (4/7)  
 Most in Season ..... 357 ..... Luis Alicea, 1985  
 Most in Career ..... 989 . Link Jarrett, 1991-94

**Runs Scored**

Most in Game ..... 6 ..... Mark Gilbert vs. Ohio State, 1978; Luis Alicea vs. Georgia State, 1984; Marshall McDougall vs. Maryland (5/9/99)  
 Most in Season ..... 110 ..... J.D. Drew, 1997

Most in Career ..... 285 ..... Jeff Ledbetter,  
1979-82

**Hits**

Most in Inning ..... 2 ..... many players,  
last by Mickey Lopez  
vs. North Carolina, 1995 (5/20)

Most in Game ..... 7 . Marshall McDougall  
vs. Maryland (5/9/99)

Most in Season ..... 137 .. Frank Fazzini, 1985

Most in Career ..... 335 ..... Jeff Ledbetter,  
1979-82

Most Consecutive Hits ..... 10 ..... Brian Cox, 1998  
(5/21-5/23)

Most Consecutive Times on Base ..... 13 .. Paul Sorrento, 1985

Hitting Streak ..... 34 ..... J.D. Drew, 1997

**Doubles**

Most in Game ..... 4 . Marshall McDougall  
vs. NC State, 2000 (4/30)  
Joe Licata vs. Georgia State, 1981

Most in Season ..... 36 . Jeremy Morris, 1996

Most in Career ..... 78 Jeremy Morris, 1994-97

**Triples**

Most in Game ..... 2 ..... by 11 players,  
latest Jeremy Morris vs. Wake Forest, 1997

Most in Season ..... 9 ..... Dick Gold, 1969;  
Luis Alicea, 1985

Most in Career ..... 19 . Luis Alicea, 1984-86

**Home Runs**

Most in Game ..... 6 . Marshall McDougall  
vs. Maryland, 1999

Most in Season ..... 42 .. Jeff Ledbetter, 1982

Most in Season by a Freshman ..... 22 ..... Matt Diaz, 1998

Most in Career ..... 97 ..... Jeff Ledbetter,  
1979-82

Grandslams in Game ..... 2 ..... Craig Patterson  
vs. Wright State, 1979

Grandslams in Season ..... 3 ..... J.D. Drew  
and Jeremy Morris, 1997

Grandslams in Career ..... 6 ... J.D. Drew, 1995-97  
and Jeremy Morris, 1994-97

**Runs Batted In**

Most in Game ..... 16 . Marshall McDougall  
vs. Maryland (5/9/99)

Most in Season ..... 124 .. Jeff Ledbetter, 1982

Most in Career ..... 346 ..... Jeff Ledbetter,  
1979-82

**Total Bases**

Most in Game ..... 25 . Marshall McDougall  
vs. Maryland (5/9/99)

Most in Season ..... 273 .. Jeff Ledbetter, 1982

Most in Career ..... 704 ..... Jeff Ledbetter,  
1979-82

**Stolen Bases**

Most in Game ..... 6 ..... Chip Bifano vs.  
Kearney State, 1977

Most in Season ..... 51 ... Edwin Alicea, 1988

Most in Career ..... 98 ..... Jose Marzan,  
1984-87

**Hit by Pitches**

Most in Game ..... 3 ..... Mark Barineau,  
1982

Most in Season ..... 24 ..... Jose Zabala, 1997

Most in Career ..... 46 Jose Zabala, 1995-98

**Base on Balls**

Most in Game ..... 5 ..... four players, most  
recently by Lionel Martinez  
vs. Virginia Tech, 1980

Most in Season ..... 84 ..... J.D. Drew, 1997

Most in Career ..... 195 ..... Paul Sorrento,  
1984-86

**Strikeouts**

Most in Game ..... 5 ..... Dick Nichols vs.  
Georgia Southern, 1970;  
Dick Nichols vs. Southern Cal, 1970;  
and Ed Fulton vs. South Florida, 1986

Most in Season ..... 74 ..... Frank Fazzini,  
1984; Kenny Felder, 1991

Most in Career ..... 184 . Ty Mueller, 1989-93

Toughest to Strikeout in a  
Season (75 AB Min.) ..... 1 . Billy "Cooter" Mills,  
1954

**Defense  
Putouts**

Most in Season ..... 659 .. Doug Mientkiewicz,  
1994

Most in Career ..... 1,595 ..... Pedro Grifol,  
1989-91

**Assists**

Most in Season ..... 261 ..... Brooks Badeaux,  
1998

Most in Career ..... 802 ..... Link Jarrett,  
1991-94

**Pitching**

**Pitching Appearances**

Most in Season ..... 41 ... Bruce Tanner, 1983

Most in Career ..... 113 ..... Ricky Kimball,  
1988-91

**Starts**

Most in Season ..... 24 .... Mike Loynd, 1986

Most in Career ..... 78 ..... Doug Little,  
1983-86

**Relief Appearances**

Most in Season ..... 41 ... Bruce Tanner, 1983

Most in Career ..... 92 ..... Ricky Kimball,  
1988-91

**Complete Games**

Most in Season ..... 12 ... Brooks Carey, 1978  
(15 starts); Danny O'Brien, 1975 (17 starts)

Most in Career ..... 23 ..... Wayne Vincent,  
1966-68

**Innings Pitched**

Most in Season ..... 164.2 .... Mike Loynd, 1986

Most in Career ..... 549 Doug Little, 1983-86

**Saves**

Most in Season ..... 18 .... Mac Scarce, 1970

Most in Career ..... 32 ..... Ricky Kimball,  
1988-91

**Victories**

Most in Season ..... 20 .... Mike Loynd, 1986

Most in Career ..... 49 ..... Doug Little,  
1983-86

Consecutive in Season ..... 17 .... Mike Loynd, 1986

Consecutive in Career ..... 18 Larry Jones, 1974-75

**Losses**

Fewest in Season ..... 0 . Gene Ammann, 1970  
(15-0)  
Fewest in Career (20+ decisions) ..... 2 ..... Gene Ammann,  
1968-72 (31-2)

**Home Runs Allowed**

Most in Season ..... 20 . Chuck Howell, 1997  
Most in Career ..... 49 Doug Little, 1983-86

**Strikeouts Recorded**

Most in Game ..... 24 ..... Tony Avitable  
vs. Furman, 1956  
Most in Season ..... 223 .... Mike Loynd, 1986  
Most in Career ..... 520 ..... Richie Lewis,  
1985-87 (392.2 IP)

**Base On Balls**

Most in Season ..... 72 ... Dave Fernald, 1972  
(105.2 IP); Richie Lewis, 1986 (127.2 IP)  
Most in Career ..... 236 ..... Larry Jones,  
1974-77 (300 IP)

**Earned Run Average**

Lowest in Season  
(30+ innings) ..... 0.66 Gene Ammann, 1970  
(10 ER/137 IP)

**Lowest in Career**

(100+ innings) ..... 1.45 ..... Wayne Vincent,  
1966-68 (58 ER/292 IP)

**Highest in Season**

(30+ innings) ..... 8.62 ..... Al Ashmont, 1985  
(30 ER/31 IP)

**Runs Allowed**

Fewest in Season ..... 17 ... Chris Chavez, 1996  
(50 IP)

Most in Season ..... 95 ..... Doug Little, 1984  
Most in Career ..... 287 ..... Doug Little,  
1983-86 (549 IP)

**Earned Runs Allowed**

Fewest in Season (30+ innings) ..... 4 ..... Mike DiBlasi,  
1998 (31.2 IP)

Most in Season (30+ innings) ..... 79 ..... Doug Little,  
1984 (161.1 IP)

Most in Career (100+ innings) ..... 211 ..... Doug Little,  
1983-86 (549 IP)

**Hits Allowed**

Fewest in Season ..... 13 ..... Mac Scarce,  
1971 (33.1 IP)

Most in Season ..... 167 ..... Doug Little,  
1984 (161.1 IP)

Most in Career ..... 533 ..... Doug Little,  
1983-86 (549 IP)

**All-Time Conference Tournaments**

**Metro Conference**

YEAR	SITE	CHAMPION	OUTSTANDING PLAYER
1976	Memphis, TN	Memphis State	Ron McNeely, Memphis State
1977	Memphis, TN	Florida State	Terry Kennedy, FSU
1978	Tallahassee	Memphis State	Terry Pressgrove, Memphis State
1979	Tallahassee	Tulane	Ken Francingues, Tulane
1980	Tallahassee	Florida State	Mike Fuentes, FSU
1981	Tallahassee	Florida State	Mike Fuentes, FSU
1982	Tallahassee	Tulane	Eric Lane, Tulane
1983	Tallahassee	Florida State	Danny Dowell, FSU
1984	Tallahassee	Florida State	Jody Reed, FSU
1985	Tallahassee	Florida State	Richie Lewis, FSU
1986	Tallahassee	Florida State	Mike Loynd, FSU
1987	Columbia, SC	Florida State	Ed Porcelli, FSU
1988	Tallahassee	Florida State	Edwin Alicea, FSU
1989	Columbia, SC	Florida State	Sedgwick McCollum, S. Miss
1990	Hattiesburg, MS	Florida State	Allen Bevis, FSU
1991*	Salem, VA	Florida State	Ty Mueller, FSU
		Southern Miss	

**Atlantic Coast Conference**

1992	Greenville, SC	Clemson	Matt Donahue, N.C. State
1993	Greenville, SC	N.C. State	Jeff Morris, Clemson
1994	Greenville, SC	Clemson	Shane Monahan, Clemson
1995	Greenville, SC	Florida State	Jonathan Johnson, FSU
1996	Durham, NC	Virginia	Seth Greisinger, UVA
1997	St. Petersburg, FL	Florida State	Jeremy Morris, FSU
1998	Durham, NC	Wake Forest	John Hendricks, WFU
1999	Durham, NC	Wake Forest	Andrew Riepe, WFU
2000	Fort Mill, SC	Georgia Tech	Jason Basil, Georgia Tech

\*Title game rained out. FSU and USM declared co-champions.

# Career & Season Top 10

## Career Batting

### Games Played

279	Mike Yastrzemski ..	1980-83
276	Link Jarrett .....	1991-94
276	Chris Brock .....	1989-92
269	Jose Marzan .....	1984-87
266	Jimmy Jones .....	1982-85
264	Rick Figueroa .....	1980-83
262	Jeff Ledbetter .....	1979-82
259	Barry Blackwell .....	1985-88
257	Randy Hodges .....	1992-95
254	Brooks Badeaux ....	1995-98

### At Bats

989	Link Jarrett .....	1991-94
978	Jose Marzan .....	1984-87
970	Luis Alicea .....	1984-86
968	Jeff Ledbetter .....	1979-82
944	Mike Yastrzemski ..	1980-83
938	Brooks Badeaux ....	1995-98
899	Jeremy Morris .....	1994-97
884	Frank Fazzini .....	1983-85
884	Rick Figueroa .....	1980-83
819	Don DeLoach .....	1978-81

### Runs

285	Jeff Ledbetter .....	1979-82
268	Luis Alicea .....	1984-86
264	Mike Fuentes .....	1978-81
261	Frank Fazzini .....	1983-85
256	Brooks Badeaux ....	1995-98
254	J.D. Drew .....	1995-97
244	Jose Marzan .....	1984-87
244	Mike Yastrzemski ..	1980-83
222	Jeremy Morris .....	1994-97
216	Paul Sorrento .....	1984-86

### Hits

335	Jeff Ledbetter .....	1979-82
331	Luis Alicea .....	1984-86
326	Frank Fazzini .....	1983-85
305	Jose Marzan .....	1984-87
302	Jeremy Morris .....	1994-97
289	Rick Figueroa .....	1980-83
281	Mike Fuentes .....	1978-81
280	Brooks Badeaux ....	1995-98
280	Paul Sorrento .....	1984-86
278	Mike Yastrzemski ..	1980-83

### Doubles

78	Jeremy Morris .....	1994-97
65	Link Jarrett .....	1991-94
62	Mike Yastrzemski ..	1980-83
62	Jeff Ledbetter .....	1979-82
59	Jose Marzan .....	1984-87
57	Pedro Grifol .....	1989-91
57	Don DeLoach .....	1978-81

55	Doug Mientkiewicz	1993-95
52	Frank Fazzini .....	1983-85
52	Rick Figueroa .....	1980-83

### Triples

19	Luis Alicea .....	1984-86
14	Mickey Lopez .....	1993-95
13	J.D. Drew .....	1995-97
12	Jeremy Morris .....	1994-97
12	Randy Hodges .....	1992-95
12	Mike Yastrzemski ..	1980-83
12	Ron Cash .....	1970-71
12	Dick Gold .....	1967-69
11	Mark Barineau .....	1981-83
11	Mike Easom .....	1967-69

### Home Runs

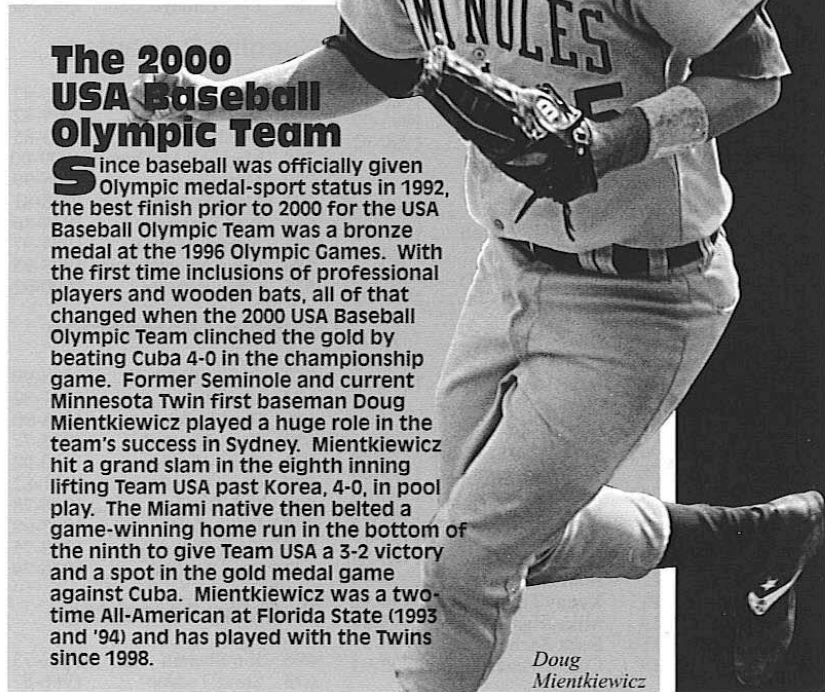
97	Jeff Ledbetter .....	1979-82
79	Frank Fazzini .....	1983-85
64	Mike Fuentes .....	1978-81
69*	J.D. Drew .....	1995-97
48	Paul Sorrento .....	1984-86
46	Jeremy Morris .....	1994-97
45	Ed Fulton .....	1985-87
43	Marshall McDougall	1999-00
43	Matt Diaz .....	1998-99
41	Jimmy Jones .....	1982-85

\*ACC Record

### Runs Batted In

346	Jeff Ledbetter .....	1979-82
273*	Jeremy Morris .....	1994-97
270	Frank Fazzini .....	1983-85
257	J.D. Drew .....	1995-97
234	Mike Fuentes .....	1978-81
223	Mike Yastrzemski ..	1980-83
222	Paul Sorrento .....	1984-86
198	Jimmy Jones .....	1982-85
193	Luis Alicea .....	1984-86
192	Jose Marzan .....	1984-87

\*ACC Record



**The 2000 USA Baseball Olympic Team**

Since baseball was officially given Olympic medal-sport status in 1992, the best finish prior to 2000 for the USA Baseball Olympic Team was a bronze medal at the 1996 Olympic Games. With the first time inclusions of professional players and wooden bats, all of that changed when the 2000 USA Baseball Olympic Team clinched the gold by beating Cuba 4-0 in the championship game. Former Seminole and current Minnesota Twin first baseman Doug Mientkiewicz played a huge role in the team's success in Sydney. Mientkiewicz hit a grand slam in the eighth inning lifting Team USA past Korea, 4-0, in pool play. The Miami native then belted a game-winning home run in the bottom of the ninth to give Team USA a 3-2 victory and a spot in the gold medal game against Cuba. Mientkiewicz was a two-time All-American at Florida State (1993 and '94) and has played with the Twins since 1998.

*Doug Mientkiewicz*

### Total Bases

694	Jeff Ledbetter	1979-82
631	Frank Fazzini	1983-85
542	Jeremy Morris	1994-97
539	J.D. Drew	1995-97
521	Mike Fuentes	1978-81
501	Jose Marzan	1984-87
488	Luis Alicea	1984-86
488	Paul Sorrento	1984-86
480	Mike Yastrzemski	1980-83
422	Marshall McDougall	1999-00

### Stolen Bases

98	Jose Marzan	1984-87
95	Marc Ronan	1988-90
91	Allen Bevis	1989-92
82	Mickey Lopez	1993-95
80	Mark Barineau	1981-83
73	Brett Groves	1998-00
71	Luis Alicea	1984-86
66	Eric Mangham	1984-86
64	Randy Davidson	1974-75
63	Eduardo Perez	1989-91

### Walks

203	Brooks Badeaux	1995-98
195	Paul Sorrento	1984-86
177	Jeff Ledbetter	1979-82
175	J.D. Drew	1995-97
174	Doug Mientkiewicz	1993-95
174	Mike Yastrzemski	1980-83
161	Jose Marzan	1984-87
160	Ed Fulton	1985-87
157	Mark Barineau	1981-83
156	Jimmy Jones	1982-85

### Strikeouts

175	Ty Mueller	1991-93
172	Allen Bevis	1989-92
169	Frank Fazzini	1983-85
161	Kevin Cash	1997-99
153	Brett Groves	1998-00
149	Brooks Badeaux	1995-98
148	Doug Mientkiewicz	1993-95
148	Barry Blackwell	1985-88
144	J.D. Drew	1995-97
138	Kenny Felder	1990-92

### Total Sacrifices

35	Mike Martin, Jr.	1993-95
34	Barry Blackwell	1985-88
33	Jose Marzan	1984-87
32	Brooks Badeaux	1995-98
31	Jose Zabala	1995-98
30	Scott Zech	1994-97
30	Randy Hodges	1992-95
26	Link Jarrett	1991-94
24	Luis Alicea	1984-86

### Hit by Pitch

46	Jose Zabala	1995-98
38	Karl Jernigan	1998-00
34	Brett Groves	1998-00
32	Mark Barineau	1981-83
23	J.D. Drew	1995-97
23	Barry Blackwell	1985-89
22	Matt Diaz	1998-99
21	Kenny Felder	1990-92
19	Mike Martin, Jr.	1993-95
18	Scott Zech	1994-97
18	Colby Weaver	1992-94

18	Eduardo Perez	1989-91
18	Garrett Blanton	1989-91

### Batting Average

<i>(500+ AB)</i>		
.391	J.D. Drew	1995-97
.384	Matt Diaz	1998-99
.383	Marshall McDougall	1999-00
.378	Bien Figueroa	1985-86
.374	Mike Fuentes	1978-81
.369	Frank Fazzini	1983-85
.360	Chris Brock	1989-92
.352	Paul Sorrento	1984-86
.348	Doug Mientkiewicz	1993-95
.346	Jeff Ledbetter	1979-82

### Batting Average

<i>(300-499 AB)</i>		
.427	Buddy Cribb	1988-90
.407	Bob Benda	1976-78
.377	Tom Rosa	1972-73
.376	Craig Patterson	1978-79
.357	Mark Lacy	1981-82
.354	Brian Cox	1997-98
.352	Terry Kennedy	1975-77
.350	Kenny Felder	1990-92
.350	Rob Bargas	1989-90

### Batting Average

<i>(50-299 AB)</i>		
.475	Steve Taddeo	1986-87
.445	Jim Sherrill	1972-73
.393	Tom Cook	1968
.386	Jim McArdle	1976-77
.377	Kevin Rigby	1978
.372	Jim Weaver	1980
.372	Doug Casey	1978-79
.366	Joel Hicks	1976-77
.363	John Cook	1992
.360	J.M. Tamayo	1988-90

### Slugging Percentage

<i>(500+ AB)</i>		
.789	J.D. Drew	1995-97
.717	Jeff Ledbetter	1979-82
.714	Frank Fazzini	1983-85
.708	Marshall McDougall	1999-00
.700	Matt Diaz	1998-99
.693	Mike Fuentes	1978-81
.614	Paul Sorrento	1984-86
.603	Jeremy Morris	1994-97
.586	Doug Mientkiewicz	1993-95
.535	Chris Roberts	1990-92

### Slugging Percentage

<i>(300-499 AB)</i>		
.748	Buddy Cribb	1988-90
.684	Mark Lacy	1981-82
.666	Brad Parker	1988-90
.659	Terry Kennedy	1975-77
.623	Kenny Felder	1990-92
.622	Chris Cawthon	1981-82
.606	Bob Benda	1976-78
.585	Brian Cox	1997-98
.548	Craig Patterson	1978-75
.542	Dave Mobley	1976-79

### Slugging Percentage

<i>(50-299 AB)</i>		
.696	Jim Sherrill	1972-73
.678	Steve Taddeo	1986-87

.667	Joel Hicks	1976-77
.640	Mark Coulter	1976-77
.635	Scooby Morgan	1994-96
.593	Sam Scott	1999
.590	Jim Lyttle	1966
.585	Joe Licata	1981
.579	Marty Rice	1971-73
.576	Jeff Hardy	1976

## CAREER PITCHING

### Appearances

116	Zach Diaz	1996-99
113	Ricky Kimball	1988-91
109	Chris Chavez	1996-99
98	Mike DiBlasi	1997-00
90	Doug Little	1983-86
87	Chuck Howell	1994-97
86	Richie Lewis	1985-87
85	Philip Olson	1993-95
75	Scooby Morgan	1993-96
75	Jeff Gray	1981-84

### Career Starts

78	Doug Little	1983-86
58	Mike Loynd	1983-86
55	Jon McDonald	1998-00
54	Larry Jones	1974-77
52	Jonathan Johnson	1993-95
52	Roger Bailey	1990-92
46	Jeff Gray	1981-84
40	Paul Wilson	1992-94
40	Richie Lewis	1985-87
39	Blair Varnes	1999-00

### Relief Appearances

111	Zach Diaz	1996-99
98	Mike DiBlasi	1997-00
92	Ricky Kimball	1988-91
85	Chris Chavez	1996-99
75	Philip Olson	1993-95
70	John Nedeau	1990-93
68	Doug Treadway	1983-84
66	Chris Ginn	1998-00
65	David Smalley	1980-83
61	Chuck Howell	1994-97

### Complete Games

23	Wayne Vincent	1966-68
22	Doug Little	1983-86
21	Larry Jones	1974-77
20	Gene Ammann	1968-70
16	Richie Lewis	1985-87
16	Danny O'Brien	1973-75
15	Paul Wilson	1992-94
14	Dick Wiggins	1979-80
14	Brooks Carey	1976-79
12	3 tied with 12	

### Innings Pitched

549.1	Doug Little	1983-86
395.1	Mike Loynd	1983-86
390.1	Larry Jones	1974-77
382.2	Richie Lewis	1985-87
363.1	Jonathan Johnson	1993-95
338.0	Jon McDonald	1998-00
338.0	Jeff Gray	1981-84
333.0	Roger Bailey	1990-92
305.1	Randy Choate	1995-97
304.2	Paul Wilson	1992-94



**Strikeouts**

520	Richie Lewis	1985-87
417	Mike Loynd	1983-86
391	Jonathan Johnson	1993-95
370	Doug Little	1983-86
336	Larry Jones	1974-77
320	Jon McDonald	1998-00
312	Chris Chavez	1996-99
311	Gene Ammann	1968-70
307	Ricky Kimball	1988-91
299	Paul Wilson	1992-94

**Walks**

232	Richie Lewis	1985-87
208	Larry Jones	1974-77
178	Doug Little	1983-86
173	Mike Loynd	1983-86
166	Jon McDonald	1998-00
162	Jonathan Johnson	1993-95
161	Chris Chavez	1996-99
154	Marty Rice	1971-74
141	Gene Ammann	1968-70
136	Roger Bailey	1990-92

**Hits Allowed**

533	Doug Little	1983-86
351	Jeff Gray	1981-84
348	Mike Loynd	1983-86
319	Jon McDonald	1998-00
317	Roger Bailey	1990-92
280	Richie Lewis	1985-87
279	Bill Fuller	1970-73
276	Jonathan Johnson	1993-95
273	Randy Choate	1995-97
266	Larry Jones	1974-77

**Runs Allowed**

287	Doug Little	1983-86
197	Mike Loynd	1983-86
193	Jeff Gray	1981-84
188	Jon McDonald	1998-00
181	Richie Lewis	1985-87
151	Larry Jones	1974-77
148	Roger Bailey	1990-92
138	Chris Chavez	1996-99
134	Randy Choate	1995-97
133	Chuck Howell	1994-97

**Earned Runs Allowed**

212	Doug Little	1983-86
151	Mike Loynd	1983-86
148	Jon McDonald	1998-00
144	Jeff Gray	1981-84
136	Richie Lewis	1985-87
121	Roger Bailey	1990-92
117	Chris Chavez	1996-99
110	Randy Choate	1995-97
109	Chuck Howell	1994-97
106	David Smalley	1980-83

**Wins**

49	Doug Little	1983-86
45	Mike Loynd	1983-86
38	Richie Lewis	1985-87
38	Larry Jones	1974-77
35	Roger Bailey	1990-92
34	Jonathan Johnson	1993-95
31	Jon McDonald	1998-00
31	Gene Ammann	1968-70
29	Randy Choate	1995-97
29	Marty Rice	1971-74

**Saves**

32	Ricky Kimball	1988-91
18	Mac Scarce	1970-71
17	Mike Scarce	1971-72
16	Mike DiBlasi	1997-00
15	Philip Olson	1993-95
12	Brad Gregory	1989-90
11	Richie Lewis	1985-87
11	Doug Treadway	1983-84
10	John Neddeau	1990-93
10	Jamey Shoupe	1981-82

**Losses**

17	Doug Little	1983-86
13	Jeff Gray	1981-84
13	Marv Stringfellow	1965-67
12	Jon McDonald	1998-00
12	Richie Lewis	1985-87
12	Danny O'Brien	1973-75
11	Paul Wilson	1992-94
11	Larry Jones	1974-77
11	Bill Fuller	1970-73
10	7 tied with 10	

**Shutouts**

11	Gene Ammann	1968-70
9	Larry Jones	1974-77
9	Dave Price	1971-73
6	Paul Wilson	1992-94
5	Danny O'Brien	1973-75
4	Jonathan Johnson	1993-95
4	Chris Pollack	1986-87
4	Doug Little	1983-86
4	Mike Kelley	1974-75
3	9 tied with 3	

**Home Runs Allowed**

49	Doug Little	1983-86
41	Jeff Gray	1981-84
37	Richie Lewis	1985-87
32	Mike Loynd	1983-86
31	Chuck Howell	1994-97
25	Jon McDonald	1998-00
23	Ray Retak	1984-85
23	David Smalley	1980-83
21	Zach Diaz	1996-99
20	Jonathan Johnson	1993-95

**ERA**

<i>(200+ IP)</i>		
1.43	Gene Ammann	1968-70
1.79	Wayne Vincent	1966-68
1.88	Marv Stringfellow	1965-67
2.18	Jonathan Johnson	1993-95
2.25	Danny O'Brien	1973-75
2.37	Paul Wilson	1992-94
2.40	Larry Jones	1974-77
2.58	Bill Fuller	1970-73
2.70	Gar Finnvoid	1989-90
2.78	Charlie Cruz	1992-95

**ERA**

<i>(100-199 IP)</i>		
0.93	Pat Osburn	1970
1.27	Steve Mastin	1968
2.10	John Neddeau	1990-93
2.37	Mike Slade	1968-70
2.64	Terry Farmer	1973-74
2.65	David Yocum	1994-95
2.69	Tim Davis	1991-92
2.76	Jackie Smith	1976-77

2.76	Dave Price	1971-73
2.79	Lin Garrett	1967-68

**ERA**

<i>(50-99 IP)</i>		
1.30	Mac Scarce	1970-71
1.30	Craig Skok	1968-69
1.60	John Ferguson	1969-70
1.79	Tom Henson	1969-70
1.83	George Lott	1968-69
1.88	Mike Reibling	1967-69
2.05	Carl Gromek	1969-70
2.08	Barry McQueen	1971
2.21	LaDon Boyd	1967
2.26	Mike Davis	1995

**Season Batting**

**Games Played**

84	Paul Sorrento	1984
84	Frank Fazzini	1984
82	Luis Alicea	1985
82	Luis Alicea	1984
81	Frank Fazzini	1985
81	Eric Mangham	1985
80	Bien Figuero	1985
78	Jose Marzan	1984
78	Mike Fuentes	1981
77	Four Tied With 77	

**At Bats**

357	Luis Alicea	1985
332	Frank Fazzini	1985
327	Luis Alicea	1984
320	Bien Figueroa	1985
317	Frank Fazzini	1984
312	Jeff Ledbetter	1982
307	Jose Marzan	1986
301	Marshall McDougall	1999
301	Matt Diaz	1999
300	Mike Fuentes	1981

**Runs Scored**

110	J.D. Drew	1997
109	Frank Fazzini	1985
105	Jeff Ledbetter	1982
104	Marshall McDougall	1999
102	Bien Figuero	1985
100	Luis Alicea	1985
99	Mark Barineau	1982
97	Jody Reed	1983
94	Luis Alicea	1986
92	Jose Zabala	1998
92	Mike Fuentes	1981

**Hits**

137	Frank Fazzini	1985
126	Marshall McDougall	1999
121	John-Ford Griffin	2000
119	Jeff Ledbetter	1982
118	Bien Figueroa	1985
116	Bien Figueroa	1986
116	Luis Alicea	1985
114	Matt Diaz	1999
113	Chris Smith	2000
112	Brian Cox	1998
112	Luis Alicea	1986

**Doubles**

36	Jeremy Morris	1996
33	John-Ford Griffin	2000
29	Don DeLoach	1980
28	Chris Smith	2000
27	Brian Cox	1998
26	Marshall McDougall	1999
26	Nandy Servano	1991
25	Link Jarrett	1992
25	Marc Ronan	1990
25	Pedro Grifol	1990
25	Bien Figueroa	1986

**Triples**

9	Luis Alicea	1985
9	Dick Gold	1969
8	Randy Hodges	1994
8	Mark Lacy	1982
8	Doug Walker	1961
7	Rick Snyder	1973
7	Dave Moates	1969
6	12 tied with 6	

**Home Runs**

42	Jeff Ledbetter	1982
32	Frank Fazzini	1985
31*	J.D. Drew	1997
29	Frank Fazzini	1984
28	Marshall McDougall	1999
27	Mike Fuentes	1981
26	Chris Cawthon	1982
25	Jeremy Morris	1997
23	Jeff Ledbetter	1981
22+	Matt Diaz	1998
22	Paul Sorrento	1986

*\*ACC Record +Most by a*

*Freshman*

**Runs Batted In**

124	Jeff Ledbetter	1982
118	Frank Fazzini	1985
116*	Jeremy Morris	1997
106	Marshall McDougall	1999
106	Mike Fuentes	1981
103	Chris Cawthon	1982
100	J.D. Drew	1997
95	Jeff Ledbetter	1981
94	Matt Diaz	1999
94	J.D. Drew	1996

*\*ACC Record*

**Total Bases**

273	Jeff Ledbetter	1982
263	Frank Fazzini	1985
242	Marshall McDougall	1999
224*	J.D. Drew	1997
212	Frank Fazzini	1984
207	Matt Diaz	1999
198	Jeremy Morris	1997
197	Mike Fuentes	1981
195	Brian Cox	1998
192	Matt Diaz	1998
192	Chris Cawthon	1982

*\*ACC Record*

**Stolen Bases**

51	Edwin Alicea	1988
48	Mark Gilbert	1978
43	Mark Ronan	1989
41	Eric Mangham	1986
39	Edwin Alicea	1987
39	Jose Marzan	1987

39	Randy Davidson	1975
36	Mark Barineau	1982
34	Brett Groves	2000
34	Ronald Lewis	1987
34	Marc Ronan	1987
34	Dick Nichols	1970

**Walks**

84	J.D. Drew	1997
80	Mark Barineau	1982
80	Lionel Martinez	1980
77	Ed Fulton	1987
75	Paul Sorrento	1984
75	Lionel Martinez	1981
71	Edwin Alicea	1988
68	Brooks Badeaux	1998
68	Jody Reed	1984
68	Jody Reed	1983

**Strikeouts**

74	Frank Fazzini	1984
74	Kenny Felder	1984
72	Kevin Cash	1999
64	Ty Mueller	1991
62	Ty Mueller	1992
61	Kevin Cash	1998
61	Matt Diaz	1998
58	Brett Groves	2000
58	Matt Diaz	1999
58	Walt Sumner	1969

**Total Sacrifices**

19	Mark Barineau	1983
17	Jose Zabala	1998
15	Randy Hodges	1995
14	Mike Martin, Jr.	1994
13	Geoff Sprague	1997
13	Nandy Serrano	1992
12	Scott Zech	1996
12	Eduardo Perez	1990
12	Jose Marzan	1987

**Hit By Pitch**

24*	Jose Zabala	1997
20	Karl Jernigan	2000
14	Matt Diaz	1999
14	Jose Zabala	1998
14	Kenny Felder	1991
14	Mark Barineau	1983
13	Chris Smith	2000
13	Brett Groves	1999
13	Garrett Blanton	1991
12	J.D. Drew	1996
12	Colby Weaver	1994
12	Luis Alicea	1984

*\*ACC Record*

**Batting Average**

(200+ AB)		
.455	J.D. Drew	1997
.419	Marshall McDougall	1999
.413	Frank Fazzini	1985
.403	John-Ford Griffin	2000
.397	Craig Patterson	1979
.393	Brian Cox	1998
.393	Blane McDonald	1978
.392	Luis Alicea	1986
.390	Matt Diaz	1998
.388	Bien Figueroa	1986

**Batting Average**

(101-199 AB)		
.436	John-Ford Griffin	1999
.436	Bob Clem	1959
.430	Mike Augustine	1963
.409	Joe Hicks	1976
.404	Ken Suarez	1964
.387	Steve Nedeau	1994
.386	Mike Easom	1968
.384	Mark Lacy	1981
.384	Tom Cook	1968
.382	Mark Giordano	1987

**Batting Average**

(50-100 AB)		
.461	Bob Clem	1961
.422	Dick Howser	1956
.414	Riley Seavers	1955
.403	Bob Rosel	1956
.392	Fred Twomey	1955
.392	Jack Dull	1961
.383	Bob Clem	1960
.372	Mike Martin	1961
.368	Cooter Mills	1954
.365	Owen McCarron	1958

**Slugging Percentage**

(200+ AB)		
.961	J.D. Drew	1997
.843	Jeff Ledbetter	1982
.804	Marshall McDougall	1999
.792	Jeremy Morris	1997
.762	Frank Fazzini	1985
.759	J.D. Drew	1996
.755	Mike Fuentes	1980
.744	Paul Sorrento	1986
.714	Matt Diaz	1998
.713	Mark Lacy	1982

**Slugging Percentage**

(50-199 AB)		
.815	Terry Kennedy	1976
.779	Jim Weaver	1980
.732	Marc Giorando	1987
.723	Jeff Ledbetter	1979
.682	Joe Hicks	1976
.674	Tom Cook	1968
.641	Mark Lacy	1981
.639	Steven Morgan	1996
.617	John-Ford Griffin	1999
.610	Carlos Lezcano	1977

**SEASON PITCHING**

**Appearances**

41	Bruce Tanner	1983
37	Doug Treadway	1984
36	Chris Chavez	1999
35	Richie Lewis	1985
34	Ricky Kimball	1989
34	Doug Treadway	1983
32	Jay Keezer	1981
31	Brad Gregory	1990
31	Jamey Shouppe	1982
30	4 tied with 30	

**Games Started**

24	Mike Loynd	1986
23	Doug Little	1984
21	Randy Choate	1996
21	Roger Bailey	1992
21	Doug Little	1985
20	Blair Varnes	2000
20	Mike Zeigler	2000
20	Jon McDonald	2000
20	Jon McDonald	1999
20	Nick Stocks	1999
20	Jonathan Johnson	1994

**Relief Appearances**

41	Bruce Tanner	1983
34	Doug Treadway	1985
34	Doug Treadway	1984
33	Chris Chavez	1999
31	Ricky Kimball	1989
31	Jay Keeler	1981
30	Richie Lewis	1985
29	Zach Diaz	1997
29	Phil Olson	1995
29	Jamey Shouppe	1981

**Complete Games**

12	Brooks Carey	1978
12	Danny O'Brien	1975
10	Dick Wiggins	1979
10	Gene Ammann	1970
10	George Lott	1969
9	Gar Finnvoid	1990
9	Marc Scarce	1971
8	5 tied with 8	

**Innings**

164.2	Mike Loynd	1986
161.1	Doug Little	1984
151.1	Doug Little	1985
150.0	Randy Choate	1996
150.0	Richie Lewis	1987
143.0	Paul Wilson	1994
142.2	Marty Rice	1972
140.0	Danny O'Brien	1975
139.1	Roger Bailey	1992
137.1	Gene Ammann	1970

**Walks**

88	Richie Lewis	1987
76	Dave Fernald	1972
72	Richie Lewis	1985
69	Roger Bailey	1992
69	Marty Rice	1972
68	Larry Jones	1975
65	Gene Ammann	1970
63	Mike Loynd	1985
63	Bob Mayer	1976

**Strikeouts**

223	Mike Loynd	1986
202	Richie Lewis	1986
196	Richie Lewis	1987
161	Paul Wilson	1994
154	Pat Osburn	1970
150	Gene Ammann	1970
149	Mike Ziegler	2000
142	Tim Davis	1992
139	Nick Stocks	1999
138	John Wasdin	1993

**Hits Allowed**

167	Doug Little	1984
137	Doug Little	1986
136	Mike Loynd	1986
135	Doug Little	1985
129	Randy Choate	1996
127	Roger Bailey	1992
127	Marty Rice	1972
126	Blair Varnes	2000
124	Dick Wiggins	1979
123	Randy Choate	1997

**Runs Allowed**

95	Doug Little	1984
81	Doug Little	1986
73	Mike Loynd	1984
67	Richie Lewis	1987
66	Jon McDonald	2000
66	Jeff Gray	1984
64	Blair Varnes	2000
63	Randy Choate	1997
63	Mike Loynd	1986
63	Kevin Smith	1985

**Earned Runs Allowed**

79	Doug Little	1984
56	Mike Loynd	1984
56	Doug Little	1984
54	Randy Choate	1997
54	Ray Revak	1984
53	Jon McDonald	1998
53	Jeff Gray	1983
53	Clem Freeman	1981
51	Richie Lewis	1987
51	Richie Lewis	1986

**Saves**

18	Mac Scarce	1971
11	Brad Gregory	1990
9	Mike DiBlasi	1999
9	Tim Davis	1992
9	Ricky Kimball	1990
9	Ricky Kimball	1989
9	Doug Treadway	1984
9	Bruce Tanner	1983
8	Ricky Kimball	1988
8	Larry Rothschild	1975
8	Danny O'Brien	1973

**Wins**

20	Mike Loynd	1986
16	Doug Little	1985
15	Randy Choate	1996
15	Roger Bailey	1992
15	Gar Finnvoid	1990
15	Richie Lewis	1987
15	Danny O'Brien	1975
15	Larry Jones	1975
15	Gene Ammann	1970
14	Richie Lewis	1986

**ERA (101+ IP)**

0.66	Gene Ammann	1970
0.92	Pat Osburn	1970
1.27	Gene Mastin	1968
1.48	Danny O'Brien	1975
1.51	Wayne Vincent	1966
1.62	Wayne Vincent	1969
1.68	Jonathan Johnson	1993
1.94	Larry Jones	1975
2.08	Paul Wilson	1994
2.08	Gene Ammann	1969

**ERA (50-100 IP)**

1.32	Jack Bristol	1958
1.34	Craig Skok	1969
1.46	Scooby Morgan	1995
1.46	Eddie Howell	1966
1.60	Frank Davis	1959
1.60	Frank Stusser	1958
1.70	George Lott	1969
1.86	Al Beccaccio	1963
1.88	Matt Dunbar	1988
1.92	Danny O'Brien	1978

**Shutouts**

8	Gene Ammann	1970
5	Larry Jones	1975
5	Danny O'Brien	1975
4	Paul Wilson	1993
3	Clyde Keller	1989
3	Ray Revak	1984
3	Pat Osburn	1970

**TEAM SEASON BATTING**

**At Bats**

AB	GAMES	Year
2872	82	1985
2866	84	1984
2644	81	1981
2563	74	1982
2554	72	2000
2540	73	1998
2539	71	1999
2498	75	1994
2464	74	1986
2462	71	1991
2440	74	1983

**Runs**

RUNS	GAMES	Year
786	82	1985
752	74	1982
655	74	1982
645	71	1999
644	74	1986
638	73	1998
638	79	1981
635	67	1997
630	63	1980
596	69	1996
593	74	1983

**Hits**

HITS	GAMES	Year
947	82	1985
839	74	1982
833	84	1984
831	71	1999
814	72	2000
807	79	1981
801	74	1986
779	73	1998
744	69	1996
742	72	1990
742	73	1987

**Doubles**

2B	GAMES	Year
182	72	1990
180	72	2000
176	71	1999
161	70	1992

160	73	1998
159	74	1982
154	71	1991
153	75	1994
152	69	1996
150	74	1986
149	84	1984
148	79	1981

### Triples

3B	GAMES	Year
35	68	1994
35	52	1969
34	75	1994
33	74	1982
30	59	1970
29	63	1980
29	52	1966
28	59	1973
27	73	1987
26	3 tied with 26	



Richie Lewis

### Home Runs

HR	GAMES	Year
146	82	1985
131	74	1982
114	67	1997
113	79	1981
111	71	1999
99	84	1984
94	73	1987
94	63	1980
89	74	1983
85	73	1998
84	74	1986

### Runs Batted In

RBI	GAMES	Year
698	82	1985
658	74	1982
592	71	1999
565	74	1986
564	67	1997
561	79	1981
560	73	1998
550	63	1980
525	69	1996
522	72	2000

### Total Bases

TB	GAMES	Year
1580	82	1985
1457	74	1982
1370	71	1999
1326	79	1981
1315	84	1984
1280	72	2000
1257	67	1997
1243	74	1986
1232	73	1998
1203	73	1987
1173	74	1983

### Slugging Percentage

SLUG %	GAMES	Year
.568	74	1982
.558	63	1980
.550	82	1985
.540	71	1999
.533	67	1997
.516	61	1979
.504	74	1986
.501	72	2000
.498	79	1981
.497	73	1987
.495	53	1976

### Walks

BB	GAMES	Year
555	84	1984
524	74	1982
500	82	1985
483	74	1983
458	73	1987
449	74	1986
444	72	1989
426	63	1980
422	72	1988
422	79	1981

### Strikeouts

SO	GAMES	Year
527	71	1999
520	84	1984
500	73	1998
467	67	1997
453	70	1992
449	72	2000
449	65	1993
443	71	1991
437	69	1995
436	69	1996
429	75	1994
422	72	1989

### Hit By Pitches

HP	GAMES	Year
86	72	2000
84	73	1998
78	71	1999
74	67	1997
61	71	1991
55	75	1994
53	70	1992
52	69	1996
49	69	1988
48	69	1988
46	84	1984

### Sacrifice Flies

SF	GAMES	Year
44	84	1984
41	69	1996
40	74	1986
38	82	1985
38	79	1981
37	73	1998
37	69	1995
36	72	1990
36	74	1983
35	2 tied with 35	

### Sacrifice Hits

SH	GAMES	Year
53	75	1994
41	69	1996
39	73	1987
38	65	1993
37	67	1997
36	73	1998
34	69	1995
33	69	1988
31	74	1986
30	74	1983

### Left On Base

LOB	GAMES	Year
724	84	1984
627	82	1985
614	71	1999
604	74	1983
602	72	2000
585	79	1981
577	72	1989
575	73	1998
570	74	1982
563	75	1994

**Stolen Bases**

SB	GAMES	Year
232	73	1987
197	69	1988
184	74	1986
165	72	1990
162	69	1995
162	72	1989
160	67	1997
132	75	1994
129	74	1983
124	69	1996

**Stolen Bases Attempted**

SBA	GAMES	Year
303	73	1987
249	74	1986
246	72	1990
242	69	1988
226	72	1989
207	69	1995
202	67	1997
192	75	1994
184	71	1991
182	65	1993

**Batting Average**

(Min. 50 Games)

BA	GAMES	Year
.337	63	1980
.330	82	1985
.327	71	1999
.327	74	1982
.325	74	1986
.322	69	1996
.319	72	2000
.319	61	1979
.312	67	1997
.309	62	1978

**TEAM SEASON PITCHING**

**Earned Run Average**

ERA	GAmEs	Year
1.49	59	1970
1.98	52	1969
2.07	59	1975
2.27	41	1968
2.48	44	1967
2.72	69	1995
2.76	57	1971
2.89	59	1973
2.90	65	1993
3.02	70	1992

**Opponent Batting Average**

BA	GAmEs	Year
.186	59	1970
.198	59	1975
.207	53	1976
.208	57	1971
.214	52	1966
.215	41	1968
.218	59	1973
.219	52	1969
.220	46	1967
.226	69	1995

**Saves**

SV	GAmEs	Year
29	72	1990
27	57	1971
21	68	1972
18	74	1986
17	71	1999
17	71	1991
17	82	1985
17	79	1981
17	59	1973
16	67	1997
16	69	1988
16	84	1984

**Innings Pitched**

IP	Games	Year
738.0	84	1984
711.2	82	1985
665.2	79	1981
659.0	75	1994
648.2	72	2000
647.2	79	1989
647.0	73	1998
639.0	73	1987
637.2	71	1991
637.1	74	1986

**Complete Games**

CG	Games	Year
27	52	1969
25	59	1975
24	61	1979
23	63	1979
22	62	1978
22	59	1970
21	74	1986
19	68	1972
16	75	1994
16	63	1980

**Shutouts**

SHO	Games	Year
15	59	1975
15	59	1970
12	72	1989
11	69	1995
11	59	1973
10	82	1985
10	57	1971
9	41	1968

**Hits Allowed**

Hits	Games	Year
756	84	1984
716	79	1981
653	82	1985
650	72	1990
609	67	1997
605	73	1998
602	69	1988
591	72	2000
595	74	1982
581	73	1987

**Runs Allowed**

Runs	Games	Year
464	84	1984
407	79	1981
406	82	1985
375	74	1982

337	73	1998
333	74	1986
333	74	1986
331	67	1997
319	73	1987

**Earned Runs Allowed**

ER	Games	Year
367	84	1984
319	79	1981
295	74	1982
294	82	1985
278	67	1997
275	74	1983
272	73	1998
258	74	1986
242	73	1987
242	62	1978

**Home Runs Allowed**

HR	Games	Year
94	63	1980
82	84	1984
78	82	1985
65	74	1983
61	67	1991
60	73	1998
60	74	1986
57	74	1981
55	79	1982
54	73	1987

**Walks**

BB	Games	Year
371	82	1985
340	68	1972
330	73	1998
319	74	1982
315	74	1983
310	84	1984
310	79	1981
294	70	1992
287	73	1987
284	69	1996

**Strikeouts**

SO	Games	Year
718	74	1986
680	75	1994
662	71	1999
657	72	1989
637	71	1991
631	72	2000
629	70	1992
628	69	1995
620	65	1993
612	73	1987

**Pick Offs**

PO	Games	Year
23	63	1974
22	84	1984
21	69	1988
18	63	1980
16	59	1973
14	73	1987
12	82	1985
11	79	1981


**Batting Champions**

YEAR	BATTER	AVG	H	AB
1948	Jack Wilson	.298	20	67
1950	Ron Melton	.361	30	83
1951	Lee Bailey	.352	32	91
1952	Ralph Blinn	.317	20	63
1953	Billy "Cooter" Mills	.319	29	91
1954	Billy "Cooter" Mills	.368	32	87
1955	Jim SeEVERS	.415	27	65
1956	Dick Howser	.415	27	65
1957	Dick Howser	.364	32	88
1958	Owen McCarron	.365	35	96
1959	Bob Clem	.436	44	101
1960	Bob Clem	.383	36	94
1961	Jack Dull	.370	40	108
1962	Woody Woodward	.365	54	148
1963	Mike Augustine	.399	65	163
1964	Ken Suarez	.404	44	109
1965	Gary Nichols	.333	29	87
1966	Gary Sprague	.369	74	195
1967	Bob Canty	.340	18	53
1968	Mike Easom	.386	56	145
1969	Dick Nichols	.336	45	138
1970	Dick Nichols	.338	80	237
1971	Ron Cash	.352	58	165
1972	Tom Rosa	.338	69	204
1973	Tom Rosa	.317	66	208
1974	Juan Bonilla	.351	82	232
1975	Steve Tebbetts	.374	76	203
1976	Joe Hicks	.391	45	115


1977	Carlos Lezcano	.346	63	182
1978	Blane McDonald	.393	79	201
1979	Craig Patterson	.397	95	239
1980	Mike Fuentes	.408	95	232
1981	Mike Fuentes	.353	106	300
1982	Jeff Ledbetter	.381	119	312
1983	Frank Fazzini	.366	86	235
1984	Paul Sorrento	.349	103	295
1985	Frank Fazzini	.413	137	332
1986	Luis Alicea	.392	112	286
1987	Marc Giordano	.382	47	123
1988	Barry Blackwell	.348	79	227
1989	Bob Reboin	.333	67	190
1990	Rob Bargas	.376	79	210
1991	Eduardo Perez	.370	105	284
1992	Link Jarrett	.325	81	249
1993	Doug Mientkiewicz	.327	67	205
1994	Doug Mientkiewicz	.344	90	262
1995	Doug Mientkiewicz	.371	92	248
1996	J.D. Drew	.386	93	241
1997	J.D. Drew	.455	106	233
1998	Brian Cox	.393	112	285
1999	Marshall McDougall	.419	126	301
2000	John-Ford Griffin	.403	121	?

**No Hitters**

1. 1958-Frank Slusser vs. Miami (18-0)
2. 1967-Wayne Vincent vs. Georgia Southern (7-0)
3. 1968-Jeff Hill vs. Springfield (18-0)
4. 1968-Gene Ammann and Lin Garrett vs. Wake Forest (3-0)
5. 1970-Gene Ammann vs. South Florida (7-0)
6. 1977-Mike McLeod vs. Olivet (23-0)
7. 1988-Jerry Nielsen vs. Baptist (7-0)
8. 1998-Chris Chavez vs. Charleston Southern (13-0)



*J.D. Drew*



# Year-By-Year Records

YEAR	COACH	CAPTAINS	W	L	T	RUNS	OPP	BA	OPP
1948	Charlie Armstrong	Ron Nettles	9	8	0	101	121	NA	NA
1949	Charlie Armstrong	Sam Cox	11	8	0	126	103	NA	NA
1950	Charlie Armstrong	Bob Trowbridge	13	7	0	122	104	NA	NA
1951	Charlie Armstrong	Augie Pompelia	12	6	0	161	97	.292	.234
1952	Ralph Matherly	Bob Trowbridge	17	4	0	158	72	.266	.188
1953	Ralph Matherly	Billy "Cooter" Mills	13	10	1	156	254	NA	NA
1954	Ralph Matherly	Bob Hudson	13	8	0	164	102	.269	NA
1955	Danny Litwhiler	Billy Campbell, Bob Hudson	17	6	0	189	98	.321	NA
1956	Danny Litwhiler	Max Long	25	7	0	244	121	.295	NA
1957	Danny Litwhiler	Carlee Hendrix	22	9	0	232	120	.297	NA
1958	Danny Litwhiler	Dick Howser	20	7	0	198	104	.295	.208
1959	Danny Litwhiler	Dale Koch	22	11	0	258	166	.282	.231
1960	Danny Litwhiler	Ray Bazzell	13	9	0	183	136	.313	.254
1961	Danny Litwhiler	Frank Davis, Jack Dull	21	7	0	203	238	.301	.256
1962	Danny Litwhiler	Ray McShane, Bob Madison	23	14	0	254	221	.296	.258
1963	Danny Litwhiler	Al Beccaccio	26	13	0	250	151	.278	.213
1964	Fred Hatfield	Jim Reed	23	13	0	244	171	.273	.247
1965	Fred Hatfield	Gerry Chmielewski	32	11	1	305	179	.281	.253
1966	Fred Hatfield	Dick Fernandez	39	13	0	417	192	.294	.214
1967	Fred Hatfield	Roy Mewbourne	32	14	0	214	155	.234	.220
1968	Fred Hatfield	Chuck Cone, Bob Canty	35	6	0	291	120	.284	.215
1969	Jack Stallings	Dick Gold, Mike Easom	38	13	1	303	158	.273	.219
1970	Jack Stallings	Dick Nichols	49	9	1	261	144	.277	.186
1971	Jack Stallings	Harry Saferight, Ron Cash	41	16	0	341	208	.282	.208
1972	Jack Stallings	Ken Doria, Mike Scarce	45	23	0	473	325	.291	.251
1973	Jack Stallings	John Librandi, Denny Williams	38	21	0	331	218	.239	.218
1974	Jack Stallings	Randy Davidson	37	25	0	320	269	.268	.232
1975	Woody Woodward	Randy Davidson	49	10	0	371	162	.300	.198
1976	Woody Woodward	Craig Eaton	40	16	0	467	228	.302	.210
1977	Woody Woodward	Larry Jones	37	13	0	459	375	.271	.231
1978	Woody Woodward	Brooks Carey, Greg Jones	44	18	0	457	303	.309	.269
1979	Dick Howser	Craig Patterson	43	17	1	494	272	.319	.277
1980	Mike Martin	Don DeLoach, Craig Ramsey	51	12	0	630	306	.327	.281
1981	Mike Martin	Mike Fuentes, Rick Hatcher	56	23	0	638	407	.303	.273
1982	Mike Martin	Jeff Ledbetter	56	17	1	752	375	.327	.243
1983	Mike Martin	Mike Yastrzemeski, Rick Figueredo	55	18	1	737	574	.302	.243
1984	Mike Martin	Jody Reed, Jeff Gray	55	29	0	644	464	.291	.265
1985	Mike Martin	Frank Fazzini, Jimmy Jones	59	23	0	786	406	.330	.245
1986	Mike Martin	Luis Alicea, Doug Little, Mike Loynd	61	13	0	655	333	.325	.244
1987	Mike Martin	Ed Fulton, Jose Marzan	55	18	0	579	319	.307	.241
1988	Mike Martin	Barry Blackwell, Edwin Alicea	50	18	1	568	309	.302	.257
1989	Mike Martin	Clyde Keller	54	18	0	513	275	.290	.232
1990	Mike Martin	Marc Ronan, Gar Finnvoid	57	15	0	555	290	.306	.263
1991	Mike Martin	Pedro Grifol, Eduardo Perez, Ricky Kimball	57	14	0	543	273	.298	.241
1992	Mike Martin	Chris Roberts, Nandy Serrano, Roger Bailey	49	21	0	472	267	.300	.230
1993	Mike Martin	Ty Mueller, John Wasdin	46	19	0	424	229	.280	.237
1994	Mike Martin	Link Jarrett, Jack Niles	53	22	0	508	271	.296	.233
1995	Mike Martin	Randy Hodges, Mike Martin, Jr. Doug Mientkiewicz	53	16	0	561	249	.293	.226
1996	Mike Martin	Scooby Morgan, Steve Nedeau	52	17	0	596	296	.322	.247
1997	Mike Martin	Jeremy Morris, Scott Zech, Chuck Howell	50	17	0	635	331	.312	.259
1998	Mike Martin	Jeremy Salazar, Brooks Badeaux, Jose Zabala, Brian Cox	53	20	0	638	337	.307	.250
1999	Mike Martin	Chris Chavez, Zach Diaz, Jeremiah Klosterman	57	14	0	645	270	.327	.231
2000	Mike Martin	Mike DiBlasi, John Halliday, Marshall McDougall	53	19	0	573	303	.319	.244

# Year-By-Year Statistics

## Batting

YEAR	G	AB	R	H	RBI	AVG.	2B	3B	HR	TB	SLG	BB	SO	SB	CS	SH	SF	HBP
2000	72	2554	573	814	522	.319	180	20	82	1280	.501	362	449	80	28	15	33	86
1999	71	2539	645	831	592	.327	176	15	111	1370	.540	408	527	89	29	12	26	78
1998	73	2540	638	779	560	.307	160	19	85	1232	.485	395	500	94	34	36	37	84
1997	67	2360	635	736	564	.312	145	17	114	1257	.533	403	467	160	42	37	29	74
1996	69	2310	596	744	525	.322	152	22	66	1138	.493	370	436	124	41	41	41	52
1995	69	2344	561	686	506	.293	127	23	69	1066	.455	396	437	162	45	34	37	49
1994	75	2498	508	739	454	.296	153	34	48	1104	.442	347	429	132	60	53	31	55
1993	65	2141	424	599	366	.280	111	13	48	880	.411	361	449	120	62	38	28	40
1992	70	2354	472	706	412	.300	161	17	49	1048	.445	301	453	105	54	35	26	53
1991	71	2462	543	733	468	.298	154	12	76	1139	.463	335	443	116	68	20	25	61
1990	72	2427	555	742	475	.306	182	18	44	1092	.450	407	393	165	81	23	36	39
1989	72	2391	513	693	428	.290	109	10	55	987	.413	444	422	162	64	29	36	37
1988	69	2292	567	690	482	.302	99	19	63	1018	.443	422	415	197	45	33	32	48
1987	73	2419	579	742	495	.307	125	27	94	1203	.493	458	387	232	29	39	31	29
1986	74	2464	655	801	565	.325	150	20	84	1243	.504	449	365	184	65	31	40	23
1985	82	2872	786	947	698	.330	143	26	146	1580	.550	500	415	120	34	20	38	34
1984	84	2866	644	833	561	.291	149	18	99	1315	.459	555	520	116	65	25	44	46
1983	74	2440	593	737	518	.302	139	15	89	1173	.481	483	320	129	45	30	36	42
1982	74	2563	752	839	658	.327	159	33	131	1264	.493	524	305	121	26	13	33	38
1981	79	2664	638	807	561	.303	148	16	113	1326	.498	422	337	94	25	8	38	31
1980	63	2100	630	708	550	.337	124	24	94	1142	.558	426	266	101	24	11	30	27
1979	61	1970	494	629	435	.319	105	18	82	1016	.512	335	266	94	16	11	35	22
1978	62	1989	457	614	367	.309	93	18	49	890	.447	318	282	104	25	24	22	23
1977	50	1696	380	459	326	.271	70	21	61	734	.458	275	282	105	18	16	28	18
1976	53	1708	453	524	378	.307	92	19	64	846	.495	334	263	87	21	15	24	19
1975	59	1999	371	599	321	.300	96	20	48	879	.440	262	246	118	30	21	29	16
1974	63	2032	320	545	279	.268	74	14	27	728	.358	271	238	68	22	10	21	13
1973	59	1975	331	570	273	.289	90	28	22	782	.396	272	259	96	41	21	21	20
1972	68	2305	473	670	403	.291	101	35	46	979	.425	365	334	78				
1971	57	1875	341	528	301	.282	74	26	46	792	.422	251	253	75				
1970	59	1995	361	553	302	.277	65	30	23	747	.374	293	268	90				
1969	52	1769	303	483	257	.273	59	35	31	705	.399	217	336	69				
1968	41	1398	281	397	233	.284	49	26	29	585	.418	216	260	50				
1967	46	1474	214	345	173	.234	50	11	20	477	.324	213	215	57				
1966	52	1808	417	541	354	.294	80	29	52	828	.458	277	226	105				
1965	44	1475	301	414	273	.281	60	24	37	633	.429	188	217	44				
*1963	32	1104	210	314	167	.284	42	12	18	421	.381	115	157	17				
*1962	28	1011	209	307	164	.304	47	15	27	465	.460	143	133	60				
*1961	25	904	195	278	161	.308	28	15	14	378	.418	129	129	44				
*1959	26	904	202	261	165	.289	38	7	13	352	.389	179	144	31				
*1958	24	847	186	251	158	.296	34	18	15	366	.432	87	115	60				



**PITCHING & FIELDING**

YEAR	W-L	SV	ERA	CG	SHO	IP	H	R	ER	BB	SO	HB	PO	A	E	FLD%	
2000	53-19	12	3.23	7	1	648.2	599	303	233	244	631	51	1946	801	119	.958	
1999	57-14	17	3.18	2	2	633.0	542	270	224	268	662	53	1899	748	102	.963	
1998	53-20	14	3.78	7	7	647.0	605	337	272	330	557	53	1941	897	100	.966	
1997	50-17	16	4.13	7	3	606.1	609	331	278	242	580	51	1819	773	108	.960	
1996	52-17	12	3.55	9	3	598.0	549	296	226	284	523	60	1794	770	108	.960	
1995	53-16	9	2.72	12	7	621.1	514	249	188	259	628	48	1864	808	101	.964	
1994	53-22	14	3.09	16	8	659.0	568	271	226	258	680	46	1977	895	81	.973	
1993	46-19	11	2.90	10	8	589.0	509	229	190	254	620	35	1767	769	81	.969	
1992	49-21	15	3.02	14	7	617.2	524	267	207	294	629	32	1853	789	118	.957	
1991	57-14	17	3.37	14	8	637.2	575	273	239	250	637	18	1913	747	89	.968	
1990	57-15	29	3.19	13	5	636.2	650	290	226	215	573	34	1915	864	124	.957	
1989	54-18	15	3.06	10	12	647.2	559	275	220	256	657	27	1942	780	107	.962	
1988	50-18-1	16	3.35	9	3	607.2	602	309	226	256	592	17	1823	698	128	.952	
1987	55-18	15	3.40	15	3	639.0	581	319	242	287	612	16	1917	719	113	.959	
1986	61-13	18	3.64	21	7	637.1	595	333	258	266	718	23	1912	755	115	.958	
1985	59-23	17	3.72	13	10	711.2	653	406	294	371	578	28	2135	894	155	.952	
1984	55-29	16	4.48	13	4	738.0	756	464	367	310	502	22	2212	1126	167	.952	
1983	55-18	13	3.93	11	4	630.0	574	333	275	315	495	20	1890	899	123	.958	
1982	56-17	11	4.18	12	8	634.2	586	375	295	319	492	17	1904	812	123	.957	
1981	56-23	17	4.31	13	3	665.2	716	407	319	310	483	22	—	—	—	.953	
1980	51-12	6	4.07	16	6	521.2	546	306	236	253	317	13	—	—	—	.956	
1979	43-17-1	8	4.27	24	4	501.2	538	272	238	193	314	11	—	—	—	.965	
1978	44-18	7	4.37	22	4	498.1	529	303	242	267	332	23	—	—	—	.951	
1977	37-13	1	3.51	11	4	432.1	375	226	169	241	349	6	1297	445	90	.951	
1976	39-14	6	3.32	15	5	411.2	332	216	159	263	376	21	—	—	—	.949	
1975	49-10	12	2.07	25	15	516.1	366	163	119	241	411	29	1549	598	86	.961	
1974	37-25	10	3.28	23	6	535.1	460	269	195	280	401	18	—	—	—	.954	
1973	38-21	17	2.89	14	11	513.1	413	218	165	272	383	12	—	—	—	.954	
1972	45-23	21	3.52	19	2	594.2	578	325	233	340	382	—	—	—	—	.954	
1971	41-16	27	2.76	9	10	489.2	376	208	150	242	424	—	—	—	—	.954	
1970	49-9-1	—	1.49	22	15	532.1	349	144	88	278	528	—	—	—	—	.954	
1969	38-13-1	—	1.98	27	7	457.2	375	158	101	155	404	—	—	—	—	.954	
1968	35-6	—	2.27	14	9	372.2	296	120	94	149	369	—	—	—	—	.954	
1967	30-14	—	2.48	25	5	245.2	329	155	108	132	330	—	—	—	—	.954	
1966	39-13	—	2.67	—	8	455.2	360	185	135	178	413	—	—	—	—	.954	
1965	32-11-1	—	3.25	—	2	371.1	318	170	134	150	261	—	—	—	—	.954	
1964	—	—	—	—	—	—	—	—	—	—	—	—	—	—	—	—	.954
*1963	22-10	—	2.61	—	4	276.0	204	124	80	155	157	—	—	—	—	—	.954
*1962	17-11	—	4.43	9	0	250.0	269	178	123	152	181	—	—	—	—	—	.954
*1961	20-5	—	3.62	12	2	219.0	231	126	88	89	150	—	—	—	—	—	.954
1960	—	—	—	—	—	—	—	—	—	—	—	—	—	—	—	—	.954
*1959	17-9	—	2.47	11	3	233.1	190	111	64	90	179	—	—	—	—	—	.954
*1958	19-5	—	2.47	13	2	212.0	165	91	58	82	189	—	—	—	—	—	.954

\*Regular Season Statistics Only



# Seminole Award Winners

## FSU All-Americans

(First Team unless otherwise indicated.)

YEAR	PLAYER, POS.	TEAMS MADE
1957	Dick Howser, SS	ABCA
1958	Dick Howser, SS	ABCA
1959	Bob Clem, 2B	ABCA (2)
1961	Jack Dull, 2B	ABCA (3)
1962	Buddy Teagle, C	ABCA
1963	Mike Augustine, OF	ABCA
	Woody Woodward, SS	ABCA (3)
1964	Ken Suarez, C	ABCA
1966	Jim Lyttle, OF	ABCA, TSN
1967	Gary Sprague, SS	TSN (2)
1968	Tom Cook, C	ABCA (3)
1969	Dick Gold, 2B	ABCA, TSN (HM)
1970	Dick Nichols, 2B	TSN, ABCA (2)
	Johnny Grubb, OF	TSN (HM)
	Ron Cash, 3B	TSN (HM)
	Pat Osburn, P	TSN (HM)
1972	John Librandi, OF	ABCA (3)
1975	Danny O'Brien, P	ABCA (3)
	Randy Davidson, OF	ABCA (3)
	Steve Tebbets, OF	TSN (HM)
	Jim Busby, OF	TSN (HM)
1976	Terry Kennedy, C	TSN
	Guillermo Bonilla, 3B	ABCA
1977	Terry Kennedy, C	TSN
1978	Blane McDonald, C	ABCA (2)
1979	Craig Patterson, 2B	ABCA (2)
1980	Mike Fuentes, OF	ABCA, TSN (2)
	Jim Weaver, OF	TSN
1981	Mike Fuentes, OF	ABCA, BA, TSN (2)
	Jeff Ledbetter, DH	TSN, BA (2)
1982	Jeff Ledbetter, OF	ABCA, BA, TSN
1983	Frank Fazzini, OF	BA (FR)
	Doug Little, P	BA (FR)
1984	Frank Fazzini, OF	BA (3)
	Paul Sorrento, OF	BA (FR)
	Luis Alicea, 2B	BA (FR)
	Ray Revak, P	BA (FR-2)
1985	Frank Fazzini, OF	ABCA, BA, TSN (2)
	Doug Little, P	BA (2), ABCA (3)
	Luis Alicea, 2B	BA (3)
	Richie Lewis, P	BA (FR)
	Barry Blackwell, C	BA (FR)
1986	Luis Alicea, 2B	BA, TSN, ABCA (2)
	Mike Loynd, P	ABCA, BA

	Richie Lewis, P	BA
	Bien Figueroa, SS	BA (2)
	Paul Sorrento, OF	BA (2)
1987	Richie Lewis, P	BA, TSN, ABCA (2)
	Ed Fulton, C	BA (3), ABCA (3)
1988	Ricky Kimball, P	BA (FR)
1989	Allen Bevis, 2B	BA (FR-2)
	Pedro Grifol, C	BA (FR-2)
1990	Brad Gregory, P	ABCA (2)
	Gar Finnfold, P	BA (2)
	Marc Ronan, P	BA (2)
	Roger Bailey, P	BA (FR-2)
	Chris Roberts, OF	BA (FR-2)
1991	Pedro Grifol, C	ABCA, BA
	Eduardo Perez, 1B	ABCA (2), BA (3)
	Chris Roberts, OF	BA (3)
1992	Chris Roberts, OF	BA, ABCA (2)
	Roger Bailey, P	BA (2), ABCA (3)
1993	Link Jarrett, SS	NCBWA (2)
	Doug Mienkiewicz, 1B	NCBWA (3), BA (FR-2)
	Jonathan Johnson, P	CB (FR), BA (FR), CB (3)
	Mickey Lopez, 3B	CB (FR-HM)
1994	Link Jarrett, SS	NCBWA (2)
	Jonathan Johnson, P	NCBWA (2), CB (3), BA (3)
	Mike Martin, C	NCBWA (2)
	Doug Mientkiewicz, 1B	NCBWA (2)
	Jeremy Morris, LF	CB (FR-HM)
	Paul Wilson, P	BA, NCBWA, CB (2)
1995	Jonathan Johnson, P	BA, CB (2)
	David Yocum, OF	BA (2), CB (3)
	J.D. Drew, OF	CB (FR), BA (FR)
1996	J.D. Drew, OF	BA, ABCA, CB, NCBWA
	Jeremy Morris, OF	BA (2), CB (2), NCBWA (2)
	Randy Choate, P	BA (3), CB (3), NCBWA
	Scott Zech, 2B	ABCA (3), NCBWA (2)
	Steven "Scooby" Morgan, P	NCBWA (3)
1997	J.D. Drew, OF	BA, ABCA, CB, NCBWA, TSN
	Jeremy Morris, OF	BA, TSN, CB (2), ABCA (2), NCBWA (2)
	Randy Choate, P	BA (2), TSN (2), NCBWA (2), ABCA (2), CB (3)
1998	Brian Cox, OF	ABCA, NCBWA (2)
	Jeremy Salazar, C	NCBWA, TSN (2), CB (3)
	Matt Diaz, OF	CB (FR), TSN (FR), TSN (3), NCBWA (3)
	Wes Crawford, P	TSN (3)
	Jon McDonald, P	CB (FR), TSN (FR)
	Nick Stocks, P	TSN (FR-2), CB (FR-HM)
	Brett Groves, SS	CB (FR-HM)
1999	Chris Chavez, P	NCWBA
	Kevin Cash, 3B	NCBWA (3)
	Matt Diaz, OF	ABCA, NCBWA, CB (3), BW (2)
	Marshall McDougall, 2B	ABCA, NCBWA, CB, BW, BA
	Nick Stocks, P	CB, BA (2), ABCA (2)
	Blair Varnes, P	CB (FR), BA (FR)
2000	John-Ford Griffin, OF	CB (2), ABCA (2)
	Matt Lynch, P	CB (FR), BA (FR-3)
	Daniel Hodges, P	CB (FR-HM)

KEY: ABCA-American Baseball Coaches Association, BA-Baseball America, TSN-The Sporting News, FR-Freshman All-America Team, NCBWA-National Collegiate Baseball Writers Association, HM-Honorable Mention, CB-Collegiate Baseball, BW-Baseball Weekly.

## Academic All-Americans

Selected by the College Sports Information Directors of America.

Greg Gromek, SS	1970-71
Carl Gromek, P	1970
Danny O'Brien, P	1975
Tommy Zoeller, 1B	1985
Gar Finnfold, P	1989
Matt Diaz, OF	1999


# First Team All-Americans

## Dick Howser 1957-58



The first All-American in Florida State history, Dick Howser led FSU into the District III Playoffs each season from 1956-58, and to the District Championship in 1957. This brilliant shortstop was named All-Region in 1957 and '58 and earned All-America recognition from the ABCA both of those years. In 1956, Howser's .422 batting average set a Florida State season mark. He played professional baseball for Kansas City, Cleveland and the New York Yankees and returned to coach his alma mater to a 43-17-1 record in 1979.

## Buddy Teagle 1962



Buddy Teagle, the catcher for the 1962 Seminoles, was honored with ABCA All-America status after a fine offensive and defensive year. He proved to be a threat both at and behind the plate. At the plate, Teagle boasted a .325 batting average. Behind the plate, his rifle arm was a threat to all potential base stealers.

## Mike Augustine 1963



Mike Augustine is literally a Seminole success story. In the 1962 season, he never saw regular playing time until tournament

time. The next season, the center-fielder broke a school record for most hits in a season with 58. This 5-9, 150-pound All-American led Florida State to the District III title and a trip to the College World Series.

## Ken Suarez 1964



For the second time in three seasons, the Seminoles boasted an All-America catcher. In 1962, Buddy Teagle was named All-America and in 1964, Ken Suarez was named to the first team Coaches All-America team. Suarez was the leader of the 1964 Seminoles. He led the team in five offensive departments, including batting average as he hit .404.

## Jim Lyttle 1966



In 1966, Jim Lyttle was named a first team All-American by *The Sporting News* and the American Baseball Coaches Association. He was also an All-District III NCAA selection. That year, Lyttle rewrote Florida State slugging records. His 13 home runs, 51 RBIs and 131 total bases set school records that lasted for years. He was also a fine defensive outfielder with an arm like a rifle. He played professional baseball with the Yankees, White Sox and Expos.

## Dick Gold 1969



Dick Gold, the team co-captain for the 1969 Seminoles, set many Florida State batting records. His 20 career doubles, 83 career RBIs, 151 career hits and 98 career runs either tied or surpassed the school records of the day. The nine triples he hit in 1969 remains a Florida State mark. Gold was a first team ABCA All-American and a District III team selection.

## Dick Nichols 1970



Dick Nichols was the leading hitter on the 1970 national runner-up Seminole team that boasted four All-Americans. His batting average of .338 was just above fellow All-American Ron Cash's .335. Nichols, the second baseman for the Tribe, was selected to the All-District III team and earned All-America recognition from *The Sporting News*.

## Guillermo (Juan) Bonilla 1976



The third baseman for the 1976 Tribe team that went 40-16 under Head Coach Woody Woodward, Guillermo (Juan) Bonilla garnered first team All-America honors from the Coaches Association for his offensive and defensive prowess. Bonilla, a native of Rip Piedras,

Puerto Rico, hit nearly .350 for the 1976 Seminoles and ranked second only to fellow All-American Terry Kennedy in RBI and runs scored.

**Terry Kennedy**

1976-77

*The Sporting News Player of the Year*



Swinging his big bat or crouched behind the plate, Terry Kennedy gave Florida State his best. From 1975-77, he drove in 122 runs and clouted 32 homers. His

64 RBIs, 21 home runs and .810 slugging average were school records in 1976. He earned 1976 All-Region and 1977 all-Metro honors. In both 1976 and '77, he was named a first team All-American by *The Sporting News* and added Most Valuable Player recognition from the magazine in 1977.

**Jim Weaver**

1980



Jim Weaver, the Seminole left-fielder in 1980, was second only to fellow outfielder Mike Fuentes in batting. Weaver's numbers, .372

batting average and 18 home runs, fit perfectly into a powerful hitting team which boasted five players who hit above .350. Weaver also had a team-high 28 stolen bases. He was a member of the All-Metro Conference first team, as well as an All-American by *The Sporting News*.

**Mike Fuentes**

1980-81

*Golden Spikes Award*



Mike Fuentes went from being cut from the Seminole team to winning the Golden Spikes Award in 1981, symbolizing college baseball's best


player. He was FSU's third two-time All-American (ABCA) and also earned first-team recognition from *Baseball America*. He became the first Seminole to hit .400 in a season when he batted .408 as a junior while

leading Florida State into the 1980 College World Series. Fuentes capped a brilliant career with a senior season that included 27 home runs, 81 RBIs and a .360 average. During that year, he broke the NCAA career home run mark, finishing his career with 64.

**Jeff Ledbetter**

1981-82

*The Sporting News Player of the Year Baseball America Player/Pitcher of the Year*



Jeff Ledbetter was nicknamed "Tree tops" for his monumental blasts into the pine trees behind the right-field wall at Seminole Field. Ledbetter set

NCAA and FSU records in almost every offensive category, including home runs in a season (42), career home runs (97), home runs in a game (4), career RBIs (346), total bases in a season (273) and career total bases (346). Ledbetter ended an outstanding 1982 season by being named All-Metro, All-Metro Tournament, Metro Player of the Year, consensus All-American and *The Sporting News* and *Baseball America* Player of the Year.

**Frank Fazzini**

1985



A powerful slugger, Frank Fazzini posted outstanding numbers during the 1985 season. His remarkable batting average of .413 was

padding with other great statistics including 33 home runs and 118 RBIs. Fazzini's offensive skills made him a first team All-America choice by the Coaches Association and *Baseball America*, as well as a member of the All-Metro Conference and All-Metro Tournament teams.

**Luis Alicea**

1986



Florida State's second baseman in 1986, Luis Alicea literally raked in the awards. He was named to All-America teams

by *The Sporting News* and *Baseball America*, was the MVP of the NCAA South II Regional Tournament and earned recognition on the College World Series All-Tournament team. With a batting average of .392 and a fielding percentage of .945, Alicea was dangerous both offensively and defensively. These skills made him an integral member of the Seminoles' College World Series runner-up team.

**Mike Loynd**

1986

*Golden Spikes Award • Baseball America Player/Pitcher of the Year*



Pitcher Mike Loynd, who led the Seminoles to a 61-13 record and a second-place finish in the College World Series, was named the 10th recipient of

the Golden Spikes Award in 1986. Loynd won the award after compiling a 20-3 record in a stellar senior season. Loynd was a master at fooling opposing batters, striking out 223 of them. Because of his tremendous numbers, Loynd was a first team ABCA and *Baseball America* All-American, as well as the Metro Tournament MVP.

**Richie Lewis**

1986-1987



Richie Lewis, a pitcher from Muncie, Ind. was a fiery strikeout artist who mystified opposing batters. From 1985-87, Lewis struck out 520 batters in 392.2

innings of play. This not only remains a Seminole all-time record, but ranks second in the NCAA record book. In 1987, he was chosen to the ABCA, *The Sporting News* and *Baseball America* All-America teams.

**Pedro Grifol**

1991



Pedro Grifol, an All-America catcher, epitomized the spirit of the 1991 College World Series squad. Always competitive, Grifol posted a .344 batting

average and a near-perfect .998 fielding

average. He led the squad in RBIs with 80 and in home runs with 16. Grifol, a three-year starter at catcher, proved a great target for Seminole pitchers. His ability to frame a pitch and provide leadership behind the plate gave his Florida State teammates a player they could look up to.


**Chris Roberts**  
1992



Chris Roberts, one of the highest draft picks to ever attend Florida State, was a three-year starter in the outfield and on the mound for the Seminoles

from 1990-92. Roberts was a 1992 Collegiate Baseball All-American, as well as an All-ACC selection. The Middleburg, Fla. product racked up numerous awards at Florida State, including the 1991 Metro Conference Player-of-the-Year. Roberts hit .301, smashing 32 homeruns and driving in 175 runs. As a pitcher, Roberts posted a 23-8 record with 202 strikeouts. While at Florida State, Roberts started in leftfield for the USA National Team in the summer of 1991 and again at the 1992 Olympic Games in Barcelona. Roberts was selected in the first round of the 1992 June draft, and later signed with the New York Mets.

**Paul Wilson**  
1994



All-American Paul Wilson made Florida State history by becoming the highest Seminole ever chosen in any professional sport

draft, when the righthanded pitcher was named the first overall pick in the 1994 Major League Baseball Amateur Draft. Wilson was selected to the *Baseball America* and National Collegiate Baseball Writers Association All-American teams, in addition to being tagged All-Atlantic Coast Conference. The Orlando native capped his FSU career by being named one of nine finalists for the Golden Spikes award, presented annually to the top amateur baseball player in the country. Wilson compiled a 27-11 record at FSU with a 2.77 ERA. Along the way he struck out 299 in 304.2 innings of work. Wilson established himself as the ace of the 1993 Team USA pitching staff, starting in nine games.

**Jonathan Johnson**  
1995



Jonathan Johnson led Florida State to its first ever Atlantic Coast Conference championship, as he was named Most Valuable Player of the

1995 tournament for his outstanding performance. Johnson, a 1995 *Baseball America* All-American, also garnered All-ACC honors. He struck out 391 batters in his career, which ranks fourth on the all-time ACC career list. Johnson compiled a 34-5 record and 2.62 ERA in three years as a starter for the Seminoles. The native of Ocala, Fla., was also chosen as a finalist for the Golden Spikes Award, presented each year to the nation's top amateur baseball player. Johnson was the seventh pick of the 1995 June draft by the Texas Rangers.

**J.D. Drew**  
1997

*Golden Spikes Award*  
*The Sporting News Player of the Year*  
*Baseball America Player of the Year*



J.D. Drew rewrote history as he established himself as one of the best hitters in college baseball. Drew was a con-sensus 1st Team All-

American after becoming the only player in Division I baseball history to hit 30 home runs and steal 30 bases. He was named Player of the Year by *Baseball America*, *Collegiate Baseball*, *The Sporting News*, and the Atlantic Coast Conference and received the Dick Howser Award given by the American Baseball Coaches Association. Drew was also crowned the Golden Spikes Award winner, given by USA Baseball to the best amateur baseball player. He batted a FSU record .455 in 1997, while becoming one of just three players in Division I college baseball history to record a triple-triple — 100 hits, 100 runs, 100 RBI. Drew broke a total of 17 Florida State and ACC records including FSU season batting average, FSU & ACC career slugging percentage and ACC season and career home runs. Drew highlighted his junior campaign with an FSU record 34-game hitting streak during which he batted .524 with 20 home runs and 62 RBI. Drew was the second pick of the 1997 draft by the Philadelphia Phillies.

**GOLDEN SPIKES AWARD**


Presented annually to the top amateur baseball player in the country as selected by a special committee for the United States Baseball Federation.



**Mike Fuentes**  
OUTFIELDER  
1981




**Mike Loynd**  
PITCHER  
1986



**J.D. Drew**  
CENTER FIELDER  
1997

**Jeremy Morris**  
1997



Jeremy Morris turned in a record-breaking year after returning for his senior season despite being drafted in the ninth round after his junior year.

Morris became the Atlantic Coast Conference all-time RBI leader as he finished his senior campaign with 273 in his career. He also set a new Florida State career doubles record with 78. Morris was selected a 1st Team All-American by *Baseball America* and *The Sporting News* and earned 2nd Team honors from *Collegiate Baseball*, the ABCA and the NCBWA. He also earned All-ACC for the second consecutive season and was named the ACC Tournament Most Valuable Player for his performance in the Seminoles' 1997 conference championship. Morris led the Florida State and ACC in RBIs with 116. He batted .356 with 25 home runs, 22 doubles and 25 stolen bases. Morris was named to both the ACC and NCAA East Regional All-Tournament Teams and was selected ACC Player of the Week three times in 1997.

**Brian Cox**  
1998



Brian Cox will be remembered as one of the most consistent hitters in Florida State history after ending his senior season on a 25-game hitting streak. The

senior centerfielder earned 1st Team All-America distinction from the American Baseball Coaches Association and 1st Team All-ACC honors after leading the Seminoles with a .393 batting average, which ranks fourth on the FSU single-season charts, 18 home runs and 87 RBI. Cox batted .682 with four home runs and 15 RBI in the NCAA Atlantic II Regional and garnered NCAA Regional All-Tournament Team honors as he led the Seminoles back to the College World Series. He also set a new Florida State record with 10 consecutive hits in the Liberty, Delaware, and Oklahoma games in regional play. Cox finished the year with 27 doubles for third place on the FSU single-season chart. He was also named to the 2nd Team NCBWA

Super Team, ACC All-Tournament Team and 1st Team ABCA All-Atlantic Region Team. Cox earned Atlantic Coast Conference Player of the Week honors three times during the season.

**Matt Diaz**  
1998, 1999


*The Sporting News Freshman of the Year*



Matt Diaz followed up one of the most impressive freshman seasons in FSU history with another outstanding campaign as a sophomore in

1999. Diaz was named *The Sporting News Freshman* of the year after hitting .390 with 22 home runs and 84 RBI. The Freshman All-American was named the 1998 NCAA Atlantic II Regional MVP and hit four home runs in one of those games against Oklahoma. As a sophomore in 1998, Diaz earned first team All-America recognition from the ABCA and NCBWA after hitting .379 with 21 home runs and 94 RBI. With a career batting average of .384, Diaz is second only to J.D. Drew on the FSU all-time charts. His career slugging percentage of .700 is fourth in school history and his 43 career home runs are eighth.

**Chris Chavez**  
1999



In four seasons as a Seminole, Chris Chavez will be remembered for his ability to step on the mound in any situation and come through with a win. His

performance as both a starter and a reliever at the 1999 College World Series will go down as one of the best efforts in FSU history. Chavez, named to the CWS All-Tournament team, got two of the Seminoles' four wins in Omaha and also recorded a save. He was a first team All-ACC selection and was named a NCBWA first team All-American following a senior year in which he went 8-5 with a 2.17 ERA and totaled five saves. Chavez was also named to the NCAA Tallahassee All-Tournament team. He left FSU third all-time in appearances (109), third in relief appearances (85), sixth in strikeouts (312) and sixth in saves (13).

**Marshall McDougall**  
1999



In his first year as a Seminole, Marshall McDougall became a household name in the baseball circles around the country.

McDougall's six home run, 16 RBI, 25 total base performance at Maryland on May 9, 1999 shattered NCAA single game records in all three categories. It wasn't just a one game season for McDougall as he went on to win the ACC triple crown and ACC Player of the Year honors with a .419 batting average, 106 RBI and 28 home runs. He started all 71 games and led the nation in RBI and hits (126). The Most Outstanding Player at the College World Series, McDougall was a consensus first team All-American and a Golden Spikes and NCBWA/Dick Howser Player of the Year finalist. In the FSU all-time record book, McDougall's 1999 season ranked among the top five in eight individual categories — hits, runs, runs batted in, home runs, doubles, total bases, batting average and slugging percentage.

**Nick Stocks**  
1999



The ace of Florida State's national championship runner-up team as a sophomore in 1999, Nick Stocks went 13-2 with a 3.25 ERA and 139

strikeouts. Stocks was recognized as a first team All-American by *Collegiate Baseball* and the NCBWA. He was a member of one of the top Seminole pitching staffs in school history that ended the year third in the country with a team ERA of 3.18. His single season total of 139 strikeouts is eighth all-time at FSU while his 20 starts rank sixth. Stocks played on Team USA following a freshman year in which he led the ACC with a 2.35 ERA. A two-time All-ACC first team selection, Stocks was a supplemental first round draft pick of the St. Louis Cardinals in 1999.

# Series Records

TEAM	FIRST MEETING	LAST MEETING	SERIES STANDINGS			1959	2000	47-20-0	0		
			W	L	T						
Akron	1999	1999	2	0	0	1985	1989	13	1	0	
Alabama	1967	1991	5	2	0	1977	1998	6	5	0	
Ala-Birmingham	1988	1988	1	0	0	1994	1994	2	1	0	
Amherst	1952	1964	7	1	0	1970	1970	2	0	0	
Appalachian State	1993	2000	4	0	0	1976	1976	1	1	0	
Arizona	1963	1991	5	6	0	1956	1990	6	0	0	
Arizona State	1987	2000	20	7	0	1956	1956	2	0	0	
Arkansas	1985	1985	0	1	0	1986	1986	1	0	0	
Armstrong State	1985	1985	2	0	0	1988	1988	1	0	0	
Army	1975	1975	1	0	0	1957	1962	3	0	0	
Auburn	1954	1998	63	40	0	1981	1981	1	0	0	
Austin Peay	1979	1987	5	0	0	1953	1973	3	0	0	
Ball State	1984	1991	19	2	0	<b>Jacksonville</b>	<b>2000</b>	<b>86</b>	<b>29</b>	<b>0</b>	
Belmont Abbey	1969	1969	2	0	0	Kearney State	1977	2	0	0	
Bethune-Cookman	2000	2000	1	0	0	Kent	1992	1	0	0	
Biscayne College	1976	1976	4	0	0	Kentucky	1965	6	1	0	
Bowling Green	1970	1970	1	0	0	Kentucky Wesleyan	1968	2	0	0	
Bradley	1950	1950	1	0	0	Kenyon	1952	2	0	0	
Brigham Young	1994	1994	1	0	0	Lafayette	1971	1990	4	0	0
Brooklyn College	1980	1980	1	0	0	Lenoir-Rhyne	1980	1	0	0	
Brown	1971	1971	5	1	0	Lewis	1974	0	3	0	
California	1992	1992	1	0	0	<b>Liberty</b>	<b>1998</b>	<b>1</b>	<b>0</b>	<b>0</b>	
UC-Santa Barbara	1996	1996	1	0	0	Long Beach State	1998	1998	0	1	0
Cal St-Fullerton	1984	1998	8	10	0	Long Island	1997	1998	2	0	0
Cal St-Northridge	1996	1996	1	0	0	Louisiana State	1955	2000	10	6	0
Campbellsville	1981	1981	1	0	0	Louisville	1977	1991	17	2	0
Central Florida	1985	2000	16	3	0	Loyola (La.)	1952	1968	10	0	0
Central Michigan	1990	1994	2	0	0	Maine	1988	1996	4	0	0
Charleston Southern*	1988	2000	13	0	0	Marietta	1973	1977	1	1	0
Chicago State	1972	1972	2	0	0	Marist	1997	1997	1	0	0
Cincinnati	1953	1991	23	2	0	Marshall	1978	1997	5	1	0
Citadel, The	1998	1998	5	0	0	<b>Maryland</b>	<b>1965</b>	<b>2000</b>	<b>30</b>	<b>3</b>	<b>0</b>
Clemson	1958	2000	42	41	1	Memphis State	1977	1991	43	15	0
Cleveland State	1981	1982	3	0	0	Mercer	1948	2000	55	8	0
Coastal Carolina	1991	1996	11	0	0	Mercer-Atlanta	1974	1982	9	0	0
College of Charleston	1992	1995	9	1	0	<b>Miami</b>	<b>1951</b>	<b>2000</b>	<b>112</b>	<b>99</b>	<b>3</b>
Columbus College	1974	1976	5	0	0	Michigan	1959	1995	7	1	0
Connecticut	1957	1957	0	1	0	<b>Michigan State</b>	<b>1957</b>	<b>1975</b>	<b>9</b>	<b>6</b>	<b>0</b>
Cumberland	1973	1973	2	0	0	Middle Georgia	1948	1948	2	0	0
Dartmouth	1970	1970	1	0	0	Millsaps	1949	1949	1	0	0
Davidson	1954	1954	1	0	0	Minnesota	1981	1996	14	0	0
Dayton	1980	1980	1	0	0	Mississippi	1949	1995	7	1	0
Delaware	1979	1998	1	1	0	Mississippi College	1948	1951	13	4	0
<b>Duke</b>	<b>1954</b>	<b>2000</b>	<b>41</b>	<b>15</b>	<b>0</b>	Mississippi State	1964	1992	7	4	0
East Carolina	1962	1987	5	3	0	Missouri-Rolla	1980	1980	2	0	0
East Tennessee State	1978	1978	2	0	0	Monmouth	1980	1980	1	0	0
Eastern Illinois	1980	1980	1	0	0	Morehead State	1978	1978	3	0	0
Eastern Michigan	1975	1982	0	2	0	Navy	1960	1960	3	4	0
Evansville	2000	2000	1	0	0	New Orleans	1980	1991	3	3	0
Farleigh Dickinson	1973	1973	2	0	0	New York University	1970	1970	2	0	0
Flagler	1980	1982	4	1	0	Nevada-Las Vegas	1977	1984	4	8	0
<b>Florida</b>	<b>1956</b>	<b>2000</b>	<b>101</b>	<b>81</b>	<b>0</b>	Niagara	1974	1976	7	0	0
Florida A&M	1971	1979	12	0	0	<b>North Carolina</b>	<b>1956</b>	<b>2000</b>	<b>41</b>	<b>11</b>	<b>0</b>
Florida Atlantic	1995	1998	8	1	0	UNC-Charlotte	1987	1987	2	0	0
Florida International	1973	1991	13	5	0	<b>NC STATE</b>	<b>1962</b>	<b>2000</b>	<b>27</b>	<b>12</b>	<b>0</b>
Florida Southern	1949	1974	29	13	1	UNC-Asheville	1994	1997	9	0	0
Fresno State	1991	1991	0	1	0	UNC-Wilmington	1974	1974	3	0	0
Furman	1955	1994	14	1	0	Northeast Louisiana	1964	1964	1	0	0
George Mason	1985	1988	2	0	0	Northeastern Illinois	1996	1996	1	0	0
George Washington	1958	1959	2	0	0	Northern Illinois	1971	1971	1	0	0
Georgia	1951	1987	27	5	0	<b>Northern Iowa</b>	<b>1991</b>	<b>1993</b>	<b>6</b>	<b>0</b>	<b>0</b>
Georgia Southern	1948	1985	95	31	0	Northern Kentucky	1980	1980	1	0	0
Ga Southwestern	1976	1976	3	1	0	North Central	1977	1977	3	0	0
Georgia State	1981	1993	25	2	0	Notre Dame	1956	1998	3	2	0
						Oakland	1978	1979	4	0	0
						Oglethorpe	1949	1949	0	1	0

Ohio	1970	1974	1-	1-	0
Ohio State	1960	1998	5-	3-	0
Oklahoma	1982	1998	2-	1-	0
Oklahoma State	1986	1986	1-	0-	0
Old Dominion	1995	1995	1-	0-	0
Olivet	1977	1977	2-	0-	0
Otterbein	1976	1982	7-	0-	0
Parsons	1967	1967	0-	2-	0
Penn State	1957	1969	7-	2-	0
Pittsburgh	1983	2000	16-	0-	0
Providence	1999	1999	1-	0-	0
Purdue	1993	1993	0-	1-	0
Rice	1988	1989	2-	1-	0
Richmond	1972	1992	20-	0-	0
Rider College	1970	1989	3-	0-	0
Ripon	1981	1981	2-	0-	0
Rollins	1948	1973	11-	11-	0
Rose Hulman	1978	1978	4-	0-	0
Rutgers	1966	1966	1-	0-	0
Samford	1985	1989	16-	1-	0
Santa Clara	1962	1962	1-	1-	0
Savannah	1948	1948	1-	1-	0
Siena	2000	2000	1-	0-	0
Seton Hall	1975	1975	0-	1-	0
South Alabama	1969	1995	32-	23-	1
South Carolina	1969	1991	18-	10-	0
South Florida	1969	2000	62-	15-	1
SE Louisiana	1953	1953	1-	1-	0
SE Missouri State	1982	1994	3-	0-	0
Southern	1982	1982	2-	0-	0
Southern Cal	1963	2000	2-	6-	0
Southern Illinois	1968	1970	6-	1-	0
Southern Mississippi	1982	1991	37-	12-	0
SW Louisiana	1976	1998	6-	0-	0
Springfield	1967	1968	4-	0-	0
Springhill	1966	1966	4-	0-	0
St. Bonaventure	1997	1997	1-	0-	0
St. Francis (Ill.)	1979	1979	3-	1-	0
St. Joseph's	1972	2000	7-	0-	0
St. Leo	1969	1998	28-	4-	0
St. Louis	1965	1981	1-	1-	0
St. Xavier	1982	1983	2-	0-	0
Stanford	1992	2000	6-	2-	0
Stetson	1949	1988	32-	20-	0
Tampa	1949	1984	24-	4-	1
Tennessee	1951	1998	4-	4-	0
Tennessee-Martin	1979	1979	2-	0-	0
Tennessee Tech	1983	1984	3-	0-	0
Texas	1965	2000	3-	2-	0
Texas A&M	1986	1998	3-	1-	0
Troy State	1948	1995	14-	2-	0
Tulane	1967	1991	38-	18-	1
Union	1970	1970	5-	0-	0
Valdosta State	1963	1988	22-	4-	1
Valparaiso	1982	1982	1-	0-	0
Vanderbilt	1972	1972	2-	1-	0
Virginia	1972	2000	26-	7-	0
Va Commonwealth	1988	1988	1-	0-	0
Va Military Institute	1990	1992	6-	0-	0
Virginia Tech	1967	1991	19-	4-	0

Wake Forest	1962	1998	44-	13-	0
Washington State	1988	1988	1-	0-	0
Western Carolina	1992	1992	2-	1-	0
Western Kentucky	1978	2000	12-	1-	0
Western Michigan	1959	1974	6-	8-	0
West Florida	1981	1984	5-	0-	0
West Virginia	1956	1962	3-	2-	0
Wichita State	1989	1996	2-	4-	0
William & Mary	1967	1967	1-	0-	0
Wingate	1980	1983	6-	0-	0
Winthrop	1993	1995	3-	1-	0
Wisconsin	1955	1958	8-	1-	0
Wright State	1979	1980	3-	1-	0
Yale	1957	1957	2-	0-	0

*\*Formerly Baptist College  
\*1999 Opponents in Bold CAPS*

## Other Amateur Teams

Camp LeJeune	1949	1954	3-	1-	0
Jacksonville Navy	1953	1954	2-	2-	0
Pensacola Navy	1965	1965	3-	0-	0
Valdosta Red Sox	1968	1968	4-	0-	0

## Professional Exhibitions

Birmingham (AA)	1968	1968	0-	3-	0
Knoxville (A)	1958	1958	1-	0-	0
Pittsfield (AA)	1968	1968	0-	3-	0
Tallahassee Citizens	1951	1951	1-	0-	0
Tallahassee Rebels	1954	1954	1-	1-	0
Pawtucket (AAA)	1970	1970	0-	1-	0
Baltimore (AL)	1970	1970	0-	1-	0
New York (AL)	1978	1985	1-	1-	0
Atlanta (NL)	1981	1982	1-	1-	0
Kansas City (AL)	1988	1988			Rain
Florida (NL)	1994	1994	0-	1-	0
Tampa Bay (AL)	1998	1998	0-	1-	0
Florida Marlins (NL)	2001	2001	0-	0-	0

## Against the ACC

Clemson	42-	41-	1	.506
Duke	41-	15-	0	.732
Georgia Tech	47-	20-	0	.701
Maryland	30-	3-	0	.909
North Carolina	41-	11-	0	.788
NC State	27-	12-	0	.692
Virginia	26-	7-	0	.788
Wake Forest	44-	13-	0	.772
Record Against the ACC	298-	122-	1	.709

## Against State Schools

Biscayne (St. Thomas)	4-	0-	0	1.000
Bethune-Cookman	1-	0-	0	1.000
Central Florida	16-	3-	0	.842
Flagler	4-	1-	0	.800
Florida	101-	81-	0	.555
Florida Atlantic	6-	1-	0	.857
Florida A&M	12-	0-	0	1.000
Florida International	13-	5-	0	.722
Florida Southern	29-	13-	1	.686
Jacksonville	86-	29-	0	.748
Miami	112-	99-	3	.525
Rollins	11-	11-	0	.500
South Florida	62-	15-	0	.805
St. Leo	28-	4-	0	.875
Stetson	33-	20-	0	.623
Tampa	24-	4-	1	.845
West Florida	5-	0-	0	1.000
Record Against the State	547-	286-	5	.656





# All-Time Results

## 1948 ..... Won 9, Lost 8

6	Mississippi College	0
3	Mississippi College	13
5	Rollins	20
5	Rollins	8
6	Mississippi College	5
6	Mississippi College	7
14	Mercer	12
5	Middle Georgia	4
4	Georgia-Savannah	9
2	Troy State	3
5	Georgia Teachers	2
12	Georgia Teachers	8
7	Middle Georgia	6
8	Georgia-Savannah	3
2	Rollins	8
5	Rollins	8
6	Troy State	5

## 1949 ..... Won 11, Lost 8

7	Mississippi	3
6	Mississippi	5
3	Mercer	8
5	Oglethorpe	7
18	Mississippi College	13
10	Millsaps	8
3	Florida Southern	5
8	Florida Southern	10
5	Mississippi College	4
11	Mississippi College	6
10	Stetson	1
8	Stetson	9
8	Tampa	7
7	Tampa	4
6	Mercer	4
2	Stetson	4
4	Stetson	2
1	Florida Southern	3
1	Florida Southern	3

## 1950 ..... Won 13, Lost 7

11	Mississippi College	6
13	Mississippi College	4
2	Rollins	14
4	Rollins	6
2	Florida Southern	4
10	Florida Southern	6
3	Bradley	2
1	Bradley	10
0	Stetson	5
8	Stetson	7
7	Tampa	6
12	Tampa	3
3	Mercer	1
12	Mercer	4
10	Tampa	1
7	Tampa	9
6	Mercer	10
11	Mercer	6
15	Stetson	10
9	Stetson	4

## 1951 ..... Won 12, Lost 6

10	Tennessee	9
9	Georgia	5
2	Miami	11
13	Miami	4
15	Florida Southern	6
13	Florida Southern	3
22	Mississippi College	9
6	Mississippi College	2
9	Rollins	3
0	Stetson	3
2	Stetson	3


8	Georgia	6
0	Georgia	2
6	Florida Southern	5
10	Mississippi College	4
7	Mississippi College	8
8	Stetson	2
5	Stetson	7

## 1952 ..... Won 17, Lost 4

21	Kenyon	1
11	Kenyon	2
3	Georgia	8
8	Georgia	3
4	Amherst	2
1	Loyola	0
7	Loyola	0
3	Miami	1
7	Miami	0
2	Stetson	7
11	Stetson	10
7	Tampa	4
0	Tampa	4
16	Tampa	11
13	Tampa	3
9	Florida Southern	3
5	Florida Southern	0
22	Florida Southern	11
2	Rollins	1
2	Rollins	9
4	Stetson	2

## 1953 .... Won 13, Lost 10, Tie 1

14	Georgia Teachers	6
15	Georgia Teachers	4
0	Georgia	3
8	Jacksonville Teachers	4
1	SE Louisiana	6
5	SE Louisiana	4
5	Amherst	0
4	Amherst	3
0	Rollins	4
2	Rollins	4
8	Tampa	8
3	Tampa	4
14	Stetson	7
0	Stetson	2
14	Cincinnati	1
4	Jacksonville Navy	2
4	Jacksonville Navy	7
2	Georgia Teachers	6
15	Georgia Teachers	6
6	Georgia	12
0	Stetson	1
9	Stetson	6
2	Florida Southern	7
15	Florida Southern	4



Tim Davis

## 1954 ..... Won 13, Lost 8

1	Jacksonville Navy	2
7	Jacksonville Navy	4
8	Georgia	7
7	Tennessee	4
2	Auburn	7
7	Davidson	1
24	Jacksonville State	0
11	Amherst	3
10	Amherst	6
4	Duke	8
2	Duke	6
7	Georgia	8
4	Stetson	3
4	Stetson	8
7	Georgia Teachers	4
3	Stetson	7
0	Stetson	7
13	Tampa	1
7	Tampa	2
10	Florida Southern	1
16	Florida Southern	1

## 1955 ..... Won 17, Lost 6

4	Florida Southern	1
15	Florida Southern	0
17	Furman	3
6	Furman	3
5	Louisiana State	3
9	Georgia	2
6	Georgia	7
10	Amherst	1
7	Amherst	9
7	Stetson	8
16	Stetson	2
3	Wisconsin	2
7	Wisconsin	2
7	Rollins	2
3	Rollins	9
4	Miami	3
4	Miami	5
10	Georgia Teachers	3
12	Georgia Teachers	2
14	Georgia	5
3	Georgia	17
6	Stetson	4
14	Stetson	5

## 1956 ..... Won 25, Lost 7

6	Furman	1
20	Furman	0
6	Georgia Teachers	5
10	Georgia Teachers	5
9	Florida Southern	2
8	Florida Southern	5
11	Indiana	6
14	Indiana	10
3	North Carolina	2
5	Wisconsin	3
12	Notre Dame	5
12	West Virginia	13
13	Illinois	10
4	Wisconsin	3
12	Illinois	0
3	Wisconsin	10
1	Wisconsin	0
5	Florida	7
8	Cincinnati	2
8	Stetson	1
23	Stetson	2
0	Georgia	2
13	Miami	5
2	Miami	0
5	Georgia Teachers	3
9	Georgia	8
6	Georgia	2
7	Rollins	9
9	Rollins	0
*2	Duke	1
*2	Duke	4
*6	Duke	7

## 1957 ..... Won 22, Lost 9

8	Auburn	2
10	Auburn	5
15	Stetson	0
2	Stetson	3
3	Michigan state	8
7	Yale	0

2	Duke	0
7	Michigan State	4
11	Yale	8
1	Duke	8
7	Ithaca	6
21	Ithaca	4
2	Florida	13
4	Florida	1
15	Miami	3
21	Miami	3
13	Georgia Teachers	2
8	Georgia Teachers	3
9	Auburn	10
10	Auburn	4
4	Florida Southern	0
10	Florida Southern	2
15	Miami	3
1	Miami	2
5	Rollins	0
*5	Georgia Teachers	3
*3	Duke	2
*6	Duke	8
*4	Duke	1
**0	Penn State	7
**3	Connecticut	5

## 1958 ..... Won 20, Lost 7

3	Auburn	4
7	Auburn	10
12	Wisconsin	4
5	Notre Dame	2
14	West Virginia	7
7	Wisconsin	3
3	Notre Dame	2
3	Wisconsin	1
7	Florida	8
1	Florida	8
18	Miami	0
7	Miami	12
5	Auburn	1
4	Auburn	2
5	Florida Southern	0
11	Florida Southern	1
4	Stetson	2
9	Stetson	1
9	Miami	2
6	Miami	1
7	Rollins	1
7	Rollins	6
15	Georgia Teachers	10
17	Georgia Teachers	3
*3	George Washington	1
*1	Florida	2
*5	Clemson	8

## 1959 ..... Won 22, Lost 11

14	Camp LeJeune	4
11	Camp LeJeune	3
10	Camp LeJeune	8
8	Auburn	4
11	Auburn	3
1	Georgia	4
16	Georgia	4
17	Stetson	0
9	Stetson	12
9	North Carolina	11
16	Illinois	9
8	Florida	7
5	Michigan State	2
3	Duke	6
2	Western Michigan	3
5	Duke	1
2	Western Michigan	0
11	Michigan	0
2	Michigan State	8
3	Florida	6
7	Florida	9
1	Florida Southern	2
7	Georgia Teachers	1
19	Tampa	1
4	Georgia Teachers	5
8	Georgia	2
4	Georgia	2
4	Auburn	3
8	Auburn	6
*3	George Washington	2
*2	Clemson	24
*16	Georgia Tech	9
*0	Clemson	5

## 1960 ..... Won 13, Lost 9

6	Miami	3
10	Miami	6
10	Georgia	1
7	Ohio State	13
4	Auburn	10
22	Auburn	8
11	Auburn	4
8	Navy	4
9	Georgia	2
8	Georgia	11
4	Mississippi College	2
2	Mississippi College	4
4	Florida Southern	11
3	Florida Southern	5
9	Georgia Southern	5
3	Georgia Southern	10
3	Auburn	4
5	Auburn	6
8	Florida	4
13	Florida	11
16	Miami	3
9	Miami	5

## 1961 ..... Won 21, Lost 7

9	Georgia	8
11	Georgia	3
10	Auburn	1
10	Auburn	9
5	Auburn	15
9	Navy	8
3	Navy	6
10	Duke	6
4	Duke	0
7	Duke	5
8	Duke	2
10	North Carolina	1
2	Florida	3
8	Florida	5
2	Western Michigan	10
7	Western Michigan	6
6	Georgia Southern	4
9	Georgia Southern	1
5	Florida Southern	4
13	Florida Southern	2
2	Miami	0
14	Miami	6
5	Georgia	3
9	Georgia	10
17	Georgia Southern	8
*3	West Virginia	1
*2	Duke	7
*3	West Virginia	4

## 1962 ..... Won 23, Lost 14

13	Georgia	3
6	Georgia	3
7	Auburn	12
2	Auburn	10
10	Georgia Tech	4
9	Georgia Tech	8
7	Georgia Tech	6
8	Navy	2
14	Clemson	8
2	Furman	7
21	Furman	9
6	Auburn	7
3	Auburn	5
4	Miami	6
9	Miami	8
11	Clemson	14
3	Duke	1
4	Duke	5
2	East Carolina	19
9	North Carolina	2
12	North Carolina State	3
5	Georgia Southern	1
9	Georgia Southern	11
12	Florida Southern	7
2	Georgia Southern	4
8	Georgia Southern	2
5	Florida	9
6	Florida	2
*0	Florida	1
*6	West Virginia	5
*3	Florida	1
*10	Wake Forest	8
*3	Wake Forest	2
**5	Santa Clara	1

**5	Ithaca	4
**7	Michigan	10
**6	Santa Clara	11

**1963 ..... Won 25, Lost 12**

2	Auburn	1
8	Auburn	3
10	Clemson	7
7	Clemson	12
12	Clemson	3
7	Navy	8
5	Auburn	1
9	Auburn	7
6	Florida Southern	0
2	Miami	1
1	Miami	4
13	Furman	3
9	Furman	2
14	Valdosta State	0
10	Georgia Southern	8
7	Wake Forest	7
5	North Carolina State	8
6	Duke	0
6	East Carolina	1
1	Florida	3
3	Florida	6
10	Georgia Southern	6
7	Georgia Southern	0
10	Georgia Tech	5
4	Georgia Tech	5
9	Georgia	5
4	Georgia	3
6	Florida	2
5	Florida	1
1	Florida	3
**4	Auburn	3
*12	Wake Forest	4
*5	Wake Forest	6
11	Wake Forest	5
**5	Western Michigan	2
**3	Arizona	4
**3	Southern California	4

**1964 ..... Won 23, Lost 13**

5	Florida Southern	2
4	Florida Southern	8
8	Clemson	5
5	Clemson	8
12	Clemson	6
15	Tennessee	7
5	Georgia Tech	0
3	Georgia Tech	2
7	Northeast Louisiana	4
9	North Carolina	0
7	Mississippi State	1
5	Amherst	0
10	Duke	4
17	North Carolina	3
4	Wake Forest	6
10	Michigan State	5
7	Michigan State	6
4	Wake Forest	7
9	Wake Forest	2
3	Auburn	5
14	Georgia Tech	1
5	Georgia	6
18	Georgia	11
6	Georgia Southern	8
6	Georgia Southern	1
2	Auburn	4
5	Auburn	19
9	Georgia Southern	7
6	Georgia Southern	9
7	Jacksonville	4
3	Jacksonville	2
2	Florida	6
4	Florida	3
1	Florida	2
5	Florida	2
1	Florida	4

**1965 .... Won 32, Lost 11, Tie 1**

7	Miami	4
9	Miami	4
9	Miami	9
4	Florida Southern	3
2	Kentucky	0
0	Navy	1
0	Navy	1

11	Michigan State	8
11	Duke	1
8	Wake Forest	1
5	Wake Forest	3
2	Michigan State	4
9	Duke	4
11	Wake Forest	4
6	Auburn	0
12	Auburn	1
4	Georgia Southern	2
6	Georgia Southern	3
11	Duke	2
2	North Carolina State	7
1	North Carolina	12
8	Calwest	9
13	Calwest	11
16	Calwest	3
12	Navy	1
10	Pensacola Navy	2
7	Loyola	6
18	Loyola	14
10	Georgia Southern	4
8	Georgia Southern	2
6	Jacksonville	2
6	Florida	8
3	Florida	2
*10	Pensacola Navy	2
*3	Mississippi State	6
*7	Maryland	3
*3	Mississippi	2
*2	Furman	5
*7	Furman	5
5	Florida	4
10	Florida	11
**1	Ohio State	2
**3	Texas	5
**3	St. Louis	5

**1966 ..... Won 39, Lost 13**

9	Kentucky	4
19	Kentucky	3
7	Kentucky	0
20	Kentucky	1
7	Tennessee	8
8	Tennessee	6
24	Mississippi State	2
6	Auburn	3
9	Mississippi	8
9	Mississippi	4
11	Mississippi	10
5	Mississippi	3
5	Michigan State	0
6	Michigan State	7
14	Wake Forest	12
5	Michigan State	4
18	Rutgers	10
3	Wake Forest	4
2	Auburn	7
2	Auburn	6
18	Spring Hill	3
13	Spring Hill	6
15	North Carolina	7
4	North Carolina	6
1	Miami	6
4	North Carolina	1
10	Miami	2
15	Furman	2
2	Louisiana State	3
0	Louisiana State	1
3	Loyola	0
5	Loyola	0
3	Spring Hill	2
14	Spring Hill	2
9	Georgia Southern	4
9	Georgia Southern	1
16	Florida	4
0	Florida	4
10	Georgia Southern	0
10	Georgia Southern	9
15	Jacksonville	5
3	Jacksonville	1
1	Florida	0
4	Florida	0
11	Clemson	5
4	Clemson	3
3	Clemson	3
*3	Mississippi	4
*6	East Carolina	3
*7	Mississippi State	0

*6	North Carolina	5
*4	North Carolina	6

**1967 ..... Won 32, Lost 14**

9	Miami	4
6	Miami	5
14	Tampa	0
1	Auburn	12
1	Georgia	2
3	Springfield	1
1	Auburn	0
6	Springfield	5
7	Virginia Tech	2
3	Alabama	4
9	Penn State	3
1	Alabama	0
10	Tulane	6
6	Penn State	7
5	Tulane	1
5	William & Mary	4
5	Wake Forest	1
5	North Carolina	1
1	North Carolina	3
3	Wake Forest	2
0	Wake Forest	1
2	North Carolina	1
0	Parsons	10
4	Parsons	16
2	Auburn	5
9	Auburn	3
8	Tulane	5
7	Tulane	5
5	Loyola	1
5	Loyola	1
7	Georgia Southern	1
5	Georgia Southern	2
2	Georgia Southern	0
7	Georgia Southern	0
7	Jacksonville	0
8	Jacksonville	1
7	Florida	5
2	Florida	5
6	Florida	3
1	Florida	2
1	Florida	3
*5	Clemson	3
*3	Auburn	13
*4	Clemson	6

*NOTE: Includes two forfeit wins over Tampa, May 9 & 10.*

**1968 ..... Won 35, Lost 6**

7	Valdosta Red Sox	0
11	Valdosta Red Sox	3
2	Georgia	0
2	Georgia	3
10	Penn State	8
10	Springfield	9
7	Penn State	2
18	Springfield	0
3	Wake Forest	0
7	Wake Forest	4
6	Southern Illinois	0
8	Southern Illinois	4
5	Southern Illinois	3
15	Kentucky Wesleyan	1
15	Kentucky Wesleyan	5
18	Valdosta Red Sox	3
3	Valdosta Red Sox	1
4	Miami	1
7	Miami	5
2	Auburn	1
7	Auburn	3
5	Loyola	1
4	Loyola	1
12	Georgia Southern	6
4	Georgia Southern	1
2	Florida	3
2	Florida	3
10	Georgia Southern	2
9	Georgia Southern	4
3	Auburn	2
1	Auburn	18
4	Jacksonville	0
9	Jacksonville	4
1	Florida	0
5	Florida	0
5	Florida	0
*1	East Carolina	2
*6	Alabama	1

*3	..... East Carolina	2
*15	..... N. Carolina State	12
*1	..... N. Carolina State	4

### 1969 .... Won 38, Lost 13, Tie 1

5	..... Florida Southern	5
6	..... Miami	2
5	..... Miami	0
2	..... St. Leo	0
0	..... Auburn	1
6	..... Auburn	1
3	..... Loyola	5
2	..... Loyola	0
5	..... Tulane	0
0	..... Tulane	1
4	..... Penn State	3
8	..... Penn State	1
6	..... Penn State	0
8	..... Penn State	4
0	..... Southern Illinois	1
5	..... Southern Illinois	4
3	..... Southern Illinois	1
10	..... Belmont Abbey	9
9	..... Wake Forest	4
8	..... Belmont Abbey	4
16	..... Wake Forest	6
16	..... Wake Forest	14
4	..... South Carolina	3
10	..... Wake Forest	1
8	..... Furman	2
7	..... Furman	2
18	..... Kentucky Wesleyan	1
17	..... Kentucky Wesleyan	0
7	..... South Florida	3
5	..... South Florida	2
6	..... Clemson	2
3	..... Clemson	1
5	..... Georgia	0
12	..... Georgia	3
6	..... St. Leo	2
3	..... Florida	1
4	..... Florida	9
2	..... Georgia Southern	3
9	..... Georgia Southern	5
5	..... Georgia Tech	1
2	..... Georgia Tech	8
7	..... Jacksonville	5
2	..... Jacksonville	4
8	..... Georgia Southern	1
3	..... Georgia Southern	4
5	..... South Alabama	4
4	..... South Alabama	0
4	..... Auburn	7
6	..... Auburn	3
0	..... Florida	8
1	..... Florida	3
3	..... Florida	1

### 1970 ..... Won 49, Lost 9, Tie 1

Mar. 4	..... Union	5	1
Mar. 4	..... Union	6	2
Mar. 13	..... St. Leo	6	1
Mar. 14	..... St. Leo	5	4
Mar. 20	..... at Florida Southern	1	0
Mar. 21	..... at Miami	10	1
Mar. 22	..... vs. Michigan State	5	6
Mar. 22	..... at Miami	8	3
Mar. 24	..... at Stetson	1	0
Mar. 25	..... Bowling Green	17	8
Mar. 25	..... New York University	6	1
Mar. 26	..... Rider	8	1
Mar. 27	..... New York University	4	1
Mar. 28	..... Southern Illinois	6	1
Mar. 30	..... North Carolina	15	6
Mar. 30	..... North Carolina	5	4
Mar. 31	..... North Carolina	3	2
Apr. 1	..... Illinois	5	4
Apr. 2	..... Maryland	6	2
Apr. 2	..... Holy Cross	11	4
Apr. 3	..... Illinois	10	0
Apr. 4	..... Holy Cross	3	0
Apr. 4	..... Maryland	4	3
Apr. 6	..... Auburn	10	4
Apr. 7	..... Auburn	3	5
Apr. 10	..... at South Alabama	8	4
Apr. 11	..... at South Alabama	4	0
Apr. 11	..... at South Alabama	11	0
Apr. 17	..... at South Florida	7	0
Apr. 18	..... at South Florida	8	0

Apr. 19	..... at St. Leo	8	3
Apr. 23	..... Florida Southern	7	6
Apr. 24	..... South Alabama	9	0
Apr. 25	..... South Alabama	3	5
Apr. 25	..... South Alabama	2	2
May 1	..... Georgia Southern	12	5
May 2	..... Georgia Southern	8	4
May 4	..... Jacksonville	4	1
May 5	..... Jacksonville	9	2
May 8	..... Miami	11	4
May 9	..... Miami	6	2
May 12	..... at Florida	1	3
May 13	..... at Florida	4	5
May 15	..... at Georgia Southern	8	3
May 16	..... at Georgia Southern	1	2
May 18	..... at Auburn	5	0
May 19	..... at Auburn	7	6
May 22	..... Florida	3	4
May 23	..... Florida	1	0
May 23	..... Florida	9	4
*May 28	..... East Carolina	2	0
*May 29	..... Maryland	10	1
*May 30	..... Mississippi St.	5	4
**Jun. 13	..... Arizona	4	0
**Jun. 14	..... Dartmouth	6	0
**Jun. 15	..... Texas	1	5
**Jun. 16	..... Ohio University	2	0
**Jun. 17	..... Texas	11	2
**Jun. 18	..... Southern California	1	2

### 1971 ..... Won 41, Lost 16

Mar. 2	..... Valdosta St.	13	1
Mar. 3	..... Union	5	0
Mar. 3	..... Union	14	0
Mar. 4	..... Union	7	6
Mar. 5	..... St. Leo	9	8
Mar. 6	..... St. Leo	7	6
Mar. 11	..... Lafayette	3	0
Mar. 12	..... Lafayette	1	0
Mar. 13	..... Lafayette	2	0
Mar. 20	..... at Miami	5	4
Mar. 21	..... at Miami	4	5
Mar. 22	..... vs. Ohio State	1	9
Mar. 23	..... vs. Michigan State	9	5
Mar. 24	..... at St. Leo	14	2
Mar. 25	..... Western Michigan	5	7
Mar. 26	..... Florida A&M	2	1
Mar. 27	..... Florida A&M	21	0
Mar. 28	..... Western Michigan	7	5
Mar. 28	..... Western Michigan	1	5
Mar. 28	..... Florida A&M	7	1
Mar. 31	..... Brown	0	2
Apr. 1	..... Brown	5	1
Apr. 1	..... Brown	3	1
Apr. 2	..... Brown	12	1
Apr. 3	..... Brown	4	1
Apr. 3	..... Brown	6	1
Apr. 6	..... at Jacksonville	4	13
Apr. 7	..... at Jacksonville	8	6
Apr. 8	..... Northern Illinois	7	1
Apr. 9	..... Miami	7	5
Apr. 10	..... Miami	4	7
Apr. 12	..... Auburn	13	8
Apr. 13	..... Auburn	8	11
Apr. 14	..... at Valdosta St.	17	3
Apr. 17	..... at Clemson	0	11
Apr. 17	..... at Clemson	7	12
Apr. 18	..... at Clemson	2	3
Apr. 19	..... at Georgia	6	0
Apr. 19	..... at Georgia	2	4
Apr. 24	..... South Alabama	9	7
Apr. 24	..... South Alabama	4	5
Apr. 25	..... South Alabama	9	4
Apr. 26	..... South Florida	10	6
Apr. 27	..... South Florida	4	3
Apr. 30	..... Stetson	2	0
May 1	..... Stetson	1	0
May 1	..... Georgia Southern	1	2
May 2	..... Georgia Southern	6	1
May 9	..... at South Alabama	7	3
May 14	..... at Georgia Southern	1	0
May 17	..... at Auburn	9	4
May 18	..... at Auburn	6	5
May 21	..... at Florida	7	2
May 22	..... at Florida	2	0
May 22	..... at Florida	3	4
May 28	..... Florida	1	4
May 29	..... Florida	7	0

### 1972 ..... Won 45, Lost 23

Mar. 2	..... at Stetson	6	3
Mar. 3	..... at Stetson	7	1
Mar. 4	..... at Rollins	2	0
Mar. 5	..... at Rollins	11	6
Mar. 6	..... St. Josephs	14	1
Mar. 7	..... St. Josephs	12	6
Mar. 8	..... St. Josephs	8	1
Mar. 10	..... Clemson	11	7
Mar. 11	..... Clemson	6	3
Mar. 12	..... Clemson	20	3
Mar. 18	..... at Florida Southern	11	4
Mar. 20	..... at Miami	7	4
Mar. 21	..... at South Florida	3	4
Mar. 22	..... at South Florida	6	2
Mar. 23	..... at St. Leo	8	7
Mar. 24	..... Auburn	3	9
Mar. 25	..... Auburn	6	13
Mar. 25	..... Vanderbilt	1	11
Mar. 26	..... Vanderbilt	4	3
Mar. 27	..... Vanderbilt	19	4
Mar. 30	..... Western Michigan	6	1
Mar. 31	..... Florida Southern	2	4
Apr. 1	..... Western Michigan	7	8
Apr. 1	..... Western Michigan	4	7
Apr. 2	..... Western Michigan	8	1
Apr. 4	..... Virginia	8	6
Apr. 5	..... Virginia	14	7
Apr. 6	..... at Valdosta St.	2	14
Apr. 7	..... at Jacksonville	4	7
Apr. 8	..... at Jacksonville	3	4
Apr. 9	..... at Georgia Southern	7	3
Apr. 10	..... at Georgia Southern	6	7
Apr. 13	..... Florida A&M	12	10
Apr. 14	..... St. Leo	12	10
Apr. 15	..... St. Leo	15	1
Apr. 19	..... Florida A&M	9	2
Apr. 22	..... South Alabama	2	9
Apr. 22	..... South Alabama	2	5
Apr. 23	..... South Alabama	4	6
Apr. 26	..... Chicago St.	10	5
Apr. 27	..... Chicago St.	12	0
Apr. 27	..... Chicago St.	11	2
Apr. 29	..... Georgia Tech	4	2
Apr. 30	..... Georgia Tech	8	3
May 2	..... at Florida A&M	12	4
May 3	..... at Florida A&M	13	7
May 4	..... Jacksonville	1	3
May 5	..... Jacksonville	6	5
May 6	..... Georgia Southern	3	4
May 6	..... Georgia Southern	5	2
May 7	..... Georgia Southern	12	10
May 9	..... Valdosta St.	3	2
May 10	..... Miami	4	5
May 10	..... Miami	3	4
May 11	..... Miami	4	3
May 13	..... at South Alabama	6	4
May 13	..... at South Alabama	3	1
May 14	..... at South Alabama	0	10
May 15	..... at Auburn	3	9
May 16	..... at Auburn	7	4
May 19	..... at Florida	1	3
May 20	..... at Florida	1	3
May 26	..... Florida	8	1
May 27	..... Florida	4	2
May 27	..... Florida	9	4
*Jun. 1	..... South Alabama	5	6
*Jun. 2	..... Richmond	10	5
*Jun. 3	..... Mississippi	3	8

### 1973 ..... Won 38, Lost 21

Feb. 15	..... at Miami	1	5
Feb. 16	..... at Florida Int.	7	4
Mar. 1	..... at South Florida	11	5
Mar. 2	..... at South Florida	7	8
Mar. 3	..... at Tampa	6	2
Mar. 4	..... at Tampa	4	0
Mar. 10	..... St. Josephs	9	0
Mar. 11	..... St. Josephs	9	4
Mar. 14	..... Jacksonville St.	13	5
Mar. 15	..... Marietta	5	7
Mar. 24	..... at Miami	7	6
Mar. 25	..... at Miami	8	2
Mar. 26	..... at Florida Southern	2	3
Mar. 27	..... at St. Leo	7	4
Mar. 28	..... at Valdosta St.	3	2
Apr. 1	..... Fairleigh Dickinson	5	0
Apr. 1	..... Fairleigh Dickinson	2	1
Apr. 5	..... Rollins	12	0

Apr. 6	Rollins	5	0
Apr. 8	South Alabama	3	11
Apr. 8	South Alabama	4	3
Apr. 9	Auburn	2	4
Apr. 10	Auburn	2	4
Apr. 11	Cumberland	3	0
Apr. 12	Cumberland	9	0
Apr. 13	St. Leo	3	0
Apr. 14	St. Leo	11	0
Apr. 15	Tampa	10	2
Apr. 16	Tampa	8	4
Apr. 17	Valdosta St.	9	8
Apr. 19	Miami	1	10
Apr. 20	Miami	4	1
Apr. 21	at Georgia Southern	0	7
Apr. 21	at Georgia Southern	13	8
Apr. 22	at Georgia Southern	3	7
Apr. 23	at Florida A&M	14	6
Apr. 26	at Clemson	1	2
Apr. 26	at Clemson	2	1
Apr. 27	at Clemson	9	1
Apr. 28	at Georgia Tech	0	1
Apr. 29	at Georgia Tech	2	3
Apr. 30	Jacksonville	6	12
Apr. 30	Jacksonville	7	4
May 1	Jacksonville	6	5
May 5	Georgia Southern	4	5
May 6	Georgia Southern	4	1
May 7	Florida A&M	8	1
May 12	at South Alabama	5	8
May 12	at South Alabama	3	4
May 13	at South Alabama	2	3
May 14	at Auburn	4	2
May 15	at Auburn	8	4
May 17	Stetson	6	7
May 18	Stetson	4	5
May 19	Florida	3	0
May 20	Florida	9	5
May 25	at Florida	8	7
May 26	at Florida	0	4
May 26	at Florida	8	0

**1974 ..... Won 37, Lost 25**

Feb. 27	at Jacksonville	0	2
Feb. 27	at Jacksonville	5	4
Feb. 28	at Jacksonville	3	2
Mar. 2	Troy State	11	2
Mar. 2	Troy State	11	2
Mar. 5	N.C. Wilmington	5	4
Mar. 6	N.C. Wilmington	15	5
Mar. 7	N.C. Wilmington	10	4
Mar. 8	Clemson	6	3
Mar. 9	Clemson	5	7
Mar. 10	Clemson	5	3
Mar. 16	at Miami	2	3
Mar. 17	at Miami	3	4
Mar. 18	at Florida Int.	5	2
Mar. 19	at Florida Southern	9	7
Mar. 20	at Tampa	5	6
Mar. 21	at Tampa	9	5
Mar. 22	Tennessee	4	7
Mar. 23	Tennessee	0	2
Mar. 24	Ohio	3	6
Mar. 25	South Carolina	1	4
Mar. 26	South Carolina	0	1
Mar. 27	Rider	6	1
Mar. 29	Western Michigan	3	7
Mar. 29	Western Michigan	2	4
Mar. 30	at Valdosta St.	6	3
Apr. 2	Columbus	3	0
Apr. 5	Niagara	4	2
Apr. 6	Lewis	11	12
Apr. 7	Lewis	0	4
Apr. 7	Lewis	5	7
Apr. 9	Mercer-Atlanta	3	1
Apr. 9	Mercer-Atlanta	14	11
Apr. 10	Tampa	7	4
Apr. 11	Tampa	11	1
Apr. 12	Mercer-Macon	4	0
Apr. 13	Mercer-Macon	13	11
Apr. 15	Florida International	2	0
Apr. 15	Florida International	4	5
Apr. 18	Miami	2	1
Apr. 18	Miami	7	4
Apr. 19	Miami	3	17
Apr. 20	at Georgia Southern	3	13
Apr. 21	at Georgia Southern	4	2
Apr. 22	Florida Southern	2	4
Apr. 24	Valdosta St.	1	15

Apr. 26	South Florida	2	1
Apr. 27	South Florida	9	8
Apr. 29	Auburn	11	1
Apr. 30	Auburn	3	6
May 4	Georgia Southern	7	6
May 4	Georgia Southern	4	1
May 5	Georgia Southern	3	2
May 12	at Columbus	4	2
May 13	at Auburn	4	5
May 14	at Auburn	1	7
May 15	Jacksonville	9	2
May 16	Jacksonville	8	6
May 18	Florida	2	6
May 18	Florida	4	3
May 19	Florida	4	5
May 20	Florida	4	3


**1975 ..... Won 49, Lost 10**

Feb. 25	at St. Leo	1	0
Feb. 26	at St. Leo	10	4
Mar. 1	Florida	14	0
Mar. 2	Florida	6	4
Mar. 6	Jacksonville	6	4
Mar. 6	Jacksonville	12	3
Mar. 7	Jacksonville	8	0
Mar. 8	Valdosta St.	9	0
Mar. 9	at Valdosta St.	8	3
Mar. 12	Mercer-Macon	4	0
Mar. 13	Mercer-Macon	5	0
Mar. 15	Florida International	7	5
Mar. 20	St. Leo	4	0
Mar. 20	St. Leo	7	2
Mar. 22	Florida International	12	5
Mar. 23	Michigan St.	3	4
Mar. 24	Army	7	4
Mar. 24	Michigan St.	11	4
Mar. 25	at Miami	3	0
Mar. 26	at Miami	0	2
Mar. 26	at Miami	10	7
Mar. 28	Niagara	20	1
Mar. 29	Tampa	4	3
Mar. 29	Tampa	10	2
Mar. 31	Niagara	7	2
Mar. 31	Niagara	10	4
Apr. 2	Columbus	10	2
Apr. 4	Miami	8	0
Apr. 5	Miami	5	2
Apr. 8	South Alabama	4	2
Apr. 8	South Alabama	4	8
Apr. 9	South Alabama	5	4
Apr. 12	Georgia Tech	11	0
Apr. 13	Georgia Tech	9	3
Apr. 15	Auburn	3	1
Apr. 16	Auburn	4	0
Apr. 17	Stetson	6	2
Apr. 18	Stetson	5	3
Apr. 22	at Jacksonville	4	0
Apr. 23	at Jacksonville	1	2
Apr. 25	at Mercer-Macon	2	5
Apr. 26	at Mercer-Macon	5	0
Apr. 29	at Florida	9	5
Apr. 29	at Florida	5	8
Apr. 30	at Florida	8	7
May 2	Georgia Southern	8	2
May 3	Georgia Southern	6	0
May 4	at Georgia Southern	10	5
May 4	at Georgia Southern	6	3
May 5	at Georgia Southern	7	8
May 7	at South Alabama	7	1
May 11	at Columbus	6	4
May 12	at Auburn	4	1
May 12	at Auburn	3	4
*May 23	Miami	1	0
*May 24	Louisiana St.	4	2
*May 25	Miami	6	5
**Jun. 7	Eastern Michigan	1	2
**Jun. 8	Seton Hall	0	11

**1976 ..... Won 40, Lost 16**

Feb. 22	at Biscayne	9	4
Feb. 22	at Biscayne	8	5
Feb. 23	at Miami	5	1
Feb. 28	SW Louisiana	3	2
Feb. 29	SW Louisiana	13	10
Mar. 3	Columbus	5	4
Mar. 4	Georgia SW	20	1
Mar. 4	Georgia SW	12	0
Mar. 6	at Georgia SW	7	9
Mar. 6	at Georgia SW	10	4

Mar. 9	Biscayne	10	7
Mar. 10	Biscayne	17	6
Mar. 18	Howard	1	6
Mar. 18	Howard	9	1
Mar. 20	Valdosta St.	9	0
Mar. 20	St. Leo	8	0
Mar. 21	St. Leo	7	1
Mar. 22	Stetson	12	0
Mar. 23	Stetson	10	4
Mar. 24	Jacksonville	21	5
Mar. 24	Jacksonville	6	5
Mar. 26	Otterbein	12	2
Mar. 26	Otterbein	10	3
Mar. 28	at Valdosta St.	6	2
Mar. 29	at Stetson	10	11
Mar. 30	at Stetson	5	9
Apr. 3	at Georgia Southern	10	3
Apr. 4	at Georgia Southern	4	6
Apr. 8	at Jacksonville	6	1
Apr. 9	at Jacksonville	2	6
Apr. 10	Mercer	12	14
Apr. 10	Mercer	8	2
Apr. 11	South Florida	6	1
Apr. 11	South Florida	4	0
Apr. 12	Florida	8	2
Apr. 13	Florida	3	1
Apr. 13	Niagara	15	3
Apr. 14	Niagara	4	3
Apr. 14	Niagara	13	4
Apr. 17	at South Alabama	9	4
Apr. 17	at South Alabama	0	1
Apr. 18	at South Alabama	2	3
Apr. 20	at Florida	8	5
Apr. 21	at Florida	11	3
Apr. 24	South Alabama	21	6
May 1	at Georgia Tech	18	6
May 2	at Georgia Tech	3	4
May 5	Miami	1	6
May 6	Miami	7	9



Doug Little

# RECORD BOOK

May 6	Miami	20	4
May 8	Georgia Southern	5	11
May 9	Georgia Southern	5	2
May 9	Georgia Southern	3	4
*May 22	Jacksonville	6	1
*May 24	Auburn	1	2
*May 24	Jacksonville	7	9

**1977 ..... Won 37, Lost 13**

St Leo	9	2
Jacksonville	12	1
Jacksonville	4	0
Florida	3	8
Florida	1	2
Valdosta State	14	5
Kentucky	0	14
Kentucky	6	4
Marietta	8	2
Olivet	23	0
Olivet	16	1
North Central	11	5
North Central	11	3
North Central	14	3
Jacksonville	9	5
Jacksonville	8	10
Georgia Southern	2	3
Georgia Southern	6	0
Georgia Southern	6	3
Troy State	8	0
Troy State	6	2
Nevada-Las Vegas	4	2
Southern California	5	16
Hawaii	4	5
Kearney State	13	9
Southern California	3	2
Nevada-Las Vegas	4	2
Kearney State	11	1
Hawaii	5	2
Valdosta State	9	3
St Leo	9	5
St Leo	9	1
Florida	3	7
Florida	8	7
Miami	14	10
Miami	4	10
South Florida	5	0
South Florida	8	6
Miami	10	12
Miami	3	12
Miami	2	10
Mercer	6	4
Mercer	9	1
Georgia Southern	4	3
Georgia Southern	10	9
Tulane	12	4
Louisville	5	2
Memphis State	10	2
Tulane	3	4
Tulane	11	1

**1978 ..... Won 44, Lost 18**

Mar. 3 <sup>^</sup>	Tulane	6	1
Mar. 3 <sup>^</sup>	Tulane	3	8
Mar. 4	South Florida	7	4
Mar. 5	South Florida	2	0
Mar. 6	Rose-Hulman	17	0
Mar. 6	Rose-Hulman	6	5
Mar. 7	Rose-Hulman	7	3
Mar. 7	Rose-Hulman	13	1
Mar. 8	E. Tenn. State	14	1
Mar. 10	E. Tenn. State	7	4
Mar. 11	St. Leo	11	6
Mar. 12	St. Leo	7	3
Mar. 16	Morehead State	16	4
Mar. 16	Morehead State	3	2
Mar. 17	W. Kentucky	13	4
Mar. 17	W. Kentucky	16	3
Mar. 18	Ohio State	3	2
Mar. 19	Ohio State	24	13
Mar. 19 <sup>^</sup>	Cincinnati	11	5
Mar. 20 <sup>^</sup>	Cincinnati	10	6
Mar. 21	Ohio State	7	4
Mar. 21 <sup>^</sup>	Cincinnati	10	6
Mar. 25 <sup>^</sup>	Tulane	0	4
Mar. 25 <sup>^</sup>	Tulane	3	0
Mar. 26	South Alabama	5	16
Mar. 26	South Alabama	2	9
Mar. 29	Oakland	15	6
Mar. 29	Oakland	6	2

Mar. 31	at South Florida	5	1
Mar. 31	at South Florida	8	3
Apr. 2	at St. Leo	8	4
Apr. 2	at St. Leo	3	4
Apr. 4	South Alabama	5	4
Apr. 4	South Alabama	7	3
Apr. 8	at Jacksonville	3	4
Apr. 9	at Jacksonville	11	5
Apr. 9	Jacksonville	11	9
Apr. 12	Jacksonville	11	6
Apr. 15	at Georgia Southern	1	0
Apr. 16	at Georgia Southern	3	4
Apr. 17	Valdosta State	10	7
Apr. 20	at UNLV	4	16
Apr. 21	at UNLV	1	3
Apr. 22	at UNLV	6	9
Apr. 23	at UNLV	6	13
Apr. 26	Florida	5	1
Apr. 27	Florida	9	8
Apr. 30	Valdosta St.	13	5
May 1	at Florida	7	1
May 2	at Florida	4	5
May 3	Mercer	12	11
May 6	Georgia Southern	9	3
May 7	Georgia Southern	2	4
May 7	Georgia Southern	4	7
May 11	Georgia Tech	4	3
May 12 <sup>^</sup>	Louisville	3	4
May 12 <sup>^</sup>	Tulane	3	2
May 13	Georgia Tech	8	4
May 13 <sup>^</sup>	Louisville	7	5
May 14 <sup>^</sup>	Memphis State	9	10
*May 19	Marshall	0	4
*May 20	Miami	2	7

**1979 .... Won 43, Lost 17, Tie 1**

Feb. 28	Troy State	6	4
Feb. 28	Troy State	12	0
Mar. 3	Mercer	7	5
Mar. 4	at Valdosta State	0	2
Mar. 6	Valdosta State	12	14
Mar. 6	Valdosta State	6	0
Mar. 8	at Florida	4	3
Mar. 9	at Florida	3	16
Mar. 10	St. Leo	18	2
Mar. 11	St. Leo	5	2
Mar. 13	St. Francis	4	1
Mar. 13	St. Francis	2	5
Mar. 14 <sup>^</sup>	Tulane	7	3
Mar. 14 <sup>^</sup>	Tulane	9	2
Mar. 15	St. Francis	14	5
Mar. 15	St. Francis	8	1
Mar. 16	Austin Peay	4	2
Mar. 16	Austin Peay	12	0
Mar. 17	Western Kentucky	14	4
Mar. 17	Jacksonville	8	3
Mar. 18	Jacksonville	21	8
Mar. 19	Mercer-Atlanta	4	2
Mar. 20	at South Florida	6	4
Mar. 21	at South Florida	12	4
Mar. 22	Tennessee-Martin	4	1
Mar. 22	Tennessee-Martin	10	4
Mar. 23	Wright State	12	0
Mar. 24	Wright State	13	6
Mar. 26	Stetson	9	14
Mar. 28	Oakland	13	4
Mar. 28	Oakland	13	6
Mar. 30	at Miami	3	4
Mar. 31	at Miami	3	5
Apr. 1	at St. Leo	11	5
Apr. 1	at St. Leo	1	5
Apr. 5	Florida A&M	13	1
Apr. 8	Florida	12	7
Apr. 11	Miami	9	2
Apr. 12	Miami	3	2
Apr. 14	at Georgia Southern	6	4
Apr. 15	at Georgia Southern	4	7
Apr. 15	at Georgia Southern	5	4
Apr. 18	at Jacksonville	3	0
Apr. 19	at Jacksonville	9	10
Apr. 21	South Florida	3	1
Apr. 22	South Florida	10	1
Apr. 23	at Valdosta State	14	14
Apr. 24	Florida A&M	20	1
Apr. 27	at Mercer	2	4
Apr. 28	at Georgia Tech	5	2
Apr. 29	at Georgia Tech	11	4
May 2	Florida A&M	9	1
May 4	Florida	20	7

May 5	Georgia Southern	3	8
May 6	Georgia Southern	1	8
May 11 <sup>^</sup>	Cincinnati	13	3
May 12 <sup>^</sup>	Tulane	5	10
May 12 <sup>^</sup>	Memphis State	11	1
May 13 <sup>^</sup>	Tulane	2	5
*May 25	Florida	5	9
*May 26	Delaware	6	7

**1980 ..... Won 51, Lost 12**

Feb. 22	at Miami	0	10
Feb. 23	at Miami	3	4
Feb. 24	at Miami	9	8
Feb. 27	Troy State	5	3
Feb. 27	Troy State	11	9
Mar. 3	Lenoir Rhyne	10	3
Mar. 4	at Jacksonville	8	4
Mar. 5	at Jacksonville	17	8
Mar. 5	at Jacksonville	16	3
Mar. 8	Florida	6	21
Mar. 11	Wingate	6	0
Mar. 11	Wingate	5	4
Mar. 13	Missouri-Rolla	18	3
Mar. 13	Missouri-Rolla	13	0
Mar. 16	Brooklyn College	23	5
Mar. 17	N. Kentucky	2	0
Mar. 18	Mercer	9	7
Mar. 19	Monmouth	27	2
Mar. 21	Otterbein	18	3
Mar. 21	Otterbein	15	6
Mar. 22	Wright State	12	0
Mar. 22	Wright State	2	6
Mar. 24 <sup>^</sup>	at Tulane	2	3
Mar. 27	E. Illinois	10	9
Mar. 29	Dayton	28	2
Mar. 31	at Mercer	7	4
Apr. 5	Jacksonville	7	6
Apr. 5	Jacksonville	15	3
Apr. 6	Jacksonville	5	1
Apr. 7	at Valdosta State	15	9
Apr. 8	Auburn	21	7
Apr. 9	Auburn	2	0
Apr. 11	at South Florida	12	0
Apr. 11	at South Florida	3	1
Apr. 12	at South Florida	14	3
Apr. 15	at Florida	2	1
Apr. 16	at Florida	15	2
Apr. 20	Flagler	12	1
Apr. 22	at Auburn	9	5
Apr. 23	at Auburn	4	2
Apr. 25	South Florida	10	4
Apr. 26	South Florida	17	0
Apr. 26	South Florida	5	4
Apr. 29	at Troy State (forfeit)	3	5
Apr. 29	at Troy State	12	3
Apr. 30	Valdosta State	11	4
May 3	Miami	6	10
May 4	Miami	7	5
May 5	Miami	5	7
May 9	Virginia Tech	4	12
May 9 <sup>^</sup>	Louisville	13	1
May 10 <sup>^</sup>	Tulane	12	5
May 10	Virginia Tech	13	6
May 11 <sup>^</sup>	Memphis State	14	11
May 11 <sup>^</sup>	Memphis State	11	7
May 13	at Georgia Southern	5	3
May 13	at Georgia Southern	13	11
May 14	at Georgia Southern	3	8
*May 22	New Orleans	10	8
*May 24	W. Kentucky	19	7
*May 25	W. Kentucky	10	5
**May 30	Hawaii	6	7
**May 31	Arizona	3	5

**1981 ..... Won 56, Lost 23**

Feb. 21	Georgia Southern	2	3
Feb. 21	Georgia Southern	2	5
Feb. 22	Georgia Southern	14	6
Feb. 26	Georgia State	19	3
Feb. 26	Georgia State	8	7
Feb. 27	Georgia State	19	2
Feb. 28	Clemson	9	8
Mar. 1	Clemson	11	7
Mar. 3	at Jacksonville	17	5
Mar. 4	at Jacksonville	9	10
Mar. 6	at Miami	3	4
Mar. 7	at Miami	8	10
Mar. 8	at Miami	4	19
Mar. 10	Mercer	6	5

Mar. 11	at Mercer	3	4
Mar. 13	at Florida	3	1
Mar. 14	at Florida	5	17
Mar. 15	Wingate	15	6
Mar. 15 <sup>^</sup>	Louisville	10	1
Mar. 16	Ripon	7	1
Mar. 16	Ripon	12	1
Mar. 17	Wingate	4	2
Mar. 17	Wingate	6	2
Mar. 18	Campbellsville	19	4
Mar. 19	Otterbein	11	8
Mar. 19	Otterbein	9	4
Mar. 20	South Carolina	9	8
Mar. 21	South Carolina	5	8
Mar. 22	South Carolina	12	6
Mar. 23	Jackson State	12	11
Mar. 24	Cleveland State	10	3
Mar. 25	at Georgia	8	3
Mar. 26	at Georgia	2	4
Mar. 27	at Georgia State	15	5
Mar. 28	at Georgia State	16	8
Mar. 29	at Georgia State	1	3
Apr. 1	Florida	14	10
Apr. 2	Florida	9	12
Apr. 4 <sup>^</sup>	at Tulane	15	9
Apr. 4 <sup>^</sup>	at Tulane	3	11
Apr. 5 <sup>^</sup>	at Tulane	4	15
Apr. 7	Jacksonville	8	7
Apr. 7	Jacksonville	7	0
Apr. 9	Flagler	3	4
Apr. 9	Flagler	12	4
Apr. 11 <sup>^</sup>	Memphis State	4	6
Apr. 11 <sup>^</sup>	Memphis State	8	4
Apr. 12 <sup>^</sup>	Memphis State	7	6
Apr. 15	West Florida	6	1
Apr. 15	West Florida	3	2
Apr. 17	at South Carolina	7	5
Apr. 19	at South Carolina	3	9
Apr. 22	at South Florida	0	2
Apr. 22	at South Florida	7	3
Apr. 23	at South Florida	7	6
Apr. 25	South Florida	8	2
Apr. 25	South Florida	8	0
Apr. 26	South Florida	14	5
Apr. 27	Valdosta	14	6
Apr. 28	at Auburn	7	1
Apr. 29	at Auburn	4	3
May 2	Miami	2	3
May 3	Miami	5	4
May 4	Miami	3	4
May 6	Auburn	7	5
May 7	Auburn	11	3
May 8	at Georgia Southern	2	1
May 9	at Georgia Southern	6	1
May 10	at Valdosta	5	3
May 14	St. Louis	15	3
May 15 <sup>^</sup>	Memphis State	5	0
May 16 <sup>^</sup>	Tulane	2	6
May 16 <sup>^</sup>	Memphis State	7	3
May 17 <sup>^</sup>	Tulane	22	4
May 17 <sup>^</sup>	Tulane	15	5
***May 21	Florida	5	1
***May 22	Minnesota	9	5
***May 23	Miami	6	14
***May 23	Florida	4	5

**1982 .... Won 56, Lost 17, Tie 1**

Feb. 13	Georgia State	23	0
Feb. 13	Georgia State	9	1
Feb. 14	Georgia State	25	11
Feb. 17	Mercer-Atlanta	24	0
Feb. 18	Mercer-Atlanta	19	2
Feb. 19	Mercer-Atlanta	15	1
Feb. 20	Georgia	5	21
Feb. 21	Georgia	6	5
Feb. 22	Southern University	12	10
Feb. 23	Southern University	21	6
Feb. 27	Southern Miss	16	7
Feb. 28	Southern Miss	20	1
Mar. 1	Georgia Southern	5	2
Mar. 2	Georgia Southern	9	5
Mar. 3	at Mercer	14	10
Mar. 4	at Mercer-Atlanta	11	2
Mar. 5	at Mercer-Atlanta	12	0
Mar. 6	at Mercer-Atlanta	9	0
Mar. 8	SE Missouri St.	19	2
Mar. 9	Valparaiso	6	0
Mar. 11	Florida	17	16
Mar. 12	Florida	8	1

Mar. 13	at Florida	6	9
Mar. 14	at Florida	7	6
Mar. 17	at Jacksonville	6	12
Mar. 18	at Jacksonville	6	12
Mar. 19	Otterbein	10	4
Mar. 20	Cleveland State	27	4
Mar. 21	Cleveland State	24	15
Mar. 22	St. Xavier	11	0
Mar. 23 <sup>^</sup>	Virginia Tech	7	2
Mar. 24 <sup>^</sup>	Virginia Tech	12	4
Mar. 25 <sup>^</sup>	Virginia Tech	1	5
Mar. 26	Miami	5	6
Mar. 27	Miami	5	3
Mar. 28	Miami	9	3
Apr. 1	at Clemson	8	1
Apr. 2	at Clemson	7	6
Apr. 3	at Georgia State	17	8
Apr. 4	at Georgia State	31	6
Apr. 6	West Florida	9	4
Apr. 7	Jacksonville	4	7
Apr. 8	Jacksonville	10	7
Apr. 10 <sup>^</sup>	at Memphis State	1	3
Apr. 10 <sup>^</sup>	at Memphis State	3	11
Apr. 11 <sup>^</sup>	at Memphis State	12	6
Apr. 13	at Auburn	5	9
Apr. 14	at Auburn	10	8
Apr. 16	Valdosta State	4	0
Apr. 17 <sup>^</sup>	Tulane	6	8
Apr. 17 <sup>^</sup>	Tulane	4	3
Apr. 18 <sup>^</sup>	Tulane	8	6
Apr. 20	Auburn	14	0
Apr. 21	Auburn	8	9
Apr. 22	at Valdosta State	4	1
Apr. 24	Mercer	12	2
Apr. 24	Mercer	8	1
Apr. 30	Flagler	5	2
May 1	Flagler	13	1
May 4	at Georgia Southern	5	4
May 5	at Georgia Southern	8	4
May 5	at Georgia Southern	19	9
May 7	at Miami	5	11
May 8	at Miami	9	2
May 9	at Miami	7	7
May 13 <sup>^</sup>	Cincinnati	10	2
May 14 <sup>^</sup>	Memphis State	2	4
May 14 <sup>^</sup>	Louisville	12	1
May 15 <sup>^</sup>	Virginia Tech	2	1
May 15 <sup>^</sup>	Memphis State	7	6
May 16 <sup>^</sup>	Tulane	7	11
***May 28	East Michigan	2	7
***May 29	Ohio State	8	3
***May 30	Oklahoma	5	6

**1983 .... Won 55, Lost 18, Tie 1**


Feb. 12	Southern Mississippi	4	2
Feb. 12	Southern Mississippi	8	4
Feb. 16	at Mercer	22	6
Feb. 17	at Mercer	14	5
Feb. 18	at South Florida	10	11
Feb. 19	at South Florida	2	5
Feb. 20	at South Florida	1	4
Feb. 22	Auburn	12	9
Feb. 23	Auburn	6	1
Feb. 25	at Miami	0	9
Feb. 27	at Miami	2	4
Mar. 1	Clemson	5	4
Mar. 2	Clemson	3	3
Mar. 5	at Florida	2	6
Mar. 6	at Florida	14	16
Mar. 8	Wingate	6	4
Mar. 10	at UNLV	7	2
Mar. 11	at UNLV	5	6
Mar. 12	at UNLV	14	11
Mar. 14 <sup>^</sup>	Louisville	4	6
Mar. 15 <sup>^</sup>	Louisville	11	4
Mar. 18	Wake Forest	10	2
Mar. 19	Wake Forest	9	1
Mar. 20	Wake Forest	7	3
Mar. 21	Tenn. Tech	4	3
Mar. 22	Tenn. Tech	12	2
Mar. 23	at Auburn	7	5
Mar. 25	Pittsburgh	7	4
Mar. 26	Pittsburgh	12	4
Mar. 27	Pittsburgh	13	0
Mar. 28	St. Xavier	7	4
Mar. 29	LSU	5	15
Mar. 30	LSU	10	5
Mar. 31	SW Louisiana	4	3
Apr. 1	South Florida	7	6

Apr. 2	South Florida	9	4
Apr. 3	South Florida	12	2
Apr. 4	at Jacksonville	2	5
Apr. 5	at Jacksonville	7	9
Apr. 8	Florida	5	7
Apr. 9	Florida	9	3
Apr. 10	at Georgia Southern	12	3
Apr. 11	at Georgia Southern	9	6
Apr. 13	Jacksonville	7	1
Apr. 14	Jacksonville	7	2
Apr. 15	Miami	6	5
Apr. 16	Miami	4	3
Apr. 17	Miami	5	0
Apr. 19	Georgia Southern	16	4
Apr. 20	Georgia Southern	8	1
Apr. 21	Mercer Univ.	17	4
Apr. 22	Mercer Univ.	14	5
Apr. 23 <sup>^</sup>	Memphis State	17	0
Apr. 24 <sup>^</sup>	Memphis State	2	1
Apr. 25 <sup>^</sup>	Memphis State	6	7
Apr. 29	Georgia State	17	4
Apr. 30	Georgia State	10	2
May 2	at Georgia State	8	3
May 2	at Georgia State	10	1
May 3	at Georgia State	7	4
May 3	at Georgia State	9	7
May 4	at LSU	8	2
May 5	at LSU	6	3
May 6	at SW Louisiana	3	0
May 7 <sup>^</sup>	at Tulane	5	6
May 8 <sup>^</sup>	at Tulane	6	8
May 12 <sup>^</sup>	Southern Miss	14	7
May 13 <sup>^</sup>	Cincinnati	9	2
May 14 <sup>^</sup>	Tulane	4	2
May 15 <sup>^</sup>	Tulane	9	6
***May 27	South Alabama	8	2
***May 28	Alabama	5	7
***May 29	Miami	5	10

**1984 ..... Won 55, Lost 29**

Feb. 3	South Florida	7	6
Feb. 4	at Miami	4	10
Feb. 5	Florida	3	8
Feb. 10	at South Florida	4	3
Feb. 11	at South Florida	10	6
Feb. 12	at South Florida	10	8
Feb. 14	West Florida	7	5
Feb. 15	West Florida	7	1
Feb. 16	Tampa	9	5
Feb. 17	Tampa	7	6
Feb. 18	Georgia Tech	12	6
Feb. 19	Georgia Tech	2	15
Feb. 21	Jacksonville	4	0
Feb. 22	Jacksonville	13	3
Feb. 24	at Miami	0	7
Feb. 25	at Miami	5	4
Feb. 26	at Miami	7	6
Feb. 28	Auburn	10	4
Feb. 29	Auburn	12	2
Mar. 1	Ball State	13	2
Mar. 2	Ball State	5	1
Mar. 3	Ball State	12	2
Mar. 4	Ball State	8	6
Mar. 6	at UNLV	9	14
Mar. 7	at UNLV	1	3
Mar. 8	at UNLV	2	6
Mar. 9	at Fullerton	3	5
Mar. 10	at Fullerton	1	6
Mar. 11	at Fullerton	10	4
Mar. 13 <sup>^</sup>	Southern Miss	7	5
Mar. 14 <sup>^</sup>	Southern Miss	8	9
Mar. 15 <sup>^</sup>	Southern Miss	12	6
Mar. 16	South Florida	3	2
Mar. 17	South Florida	6	8
Mar. 18	South Florida	3	6
Mar. 19	Pittsburgh	5	0
Mar. 21	Pittsburgh	21	1
Mar. 21	Pittsburgh	6	0
Mar. 22	Tennessee Tech	7	3
Mar. 23	Alabama	18	16
Mar. 24	Georgia Southern	5	4
Mar. 25	Georgia Southern	21	3
Mar. 29	at Clemson	0	13
Mar. 30	at Clemson	3	13
Mar. 31	at Georgia State	8	6
Apr. 1	at Georgia State	26	13
Apr. 4	Florida	3	11
Apr. 4	Florida	11	9
Apr. 5	at Jacksonville	2	10

# RECORD BOOK



Matt Diaz

Apr. 6	at Jacksonville	8 ... 10
Apr. 7	at Georgia Southern	4 ... 2
Apr. 8	at Georgia Southern	3 ... 6
Apr. 10	Mercer	6 ... 0
Apr. 11	Mercer	13 ... 2
Apr. 13	Miami	3 ... 2
Apr. 14	Miami	3 ... 4
Apr. 15	Miami	5 ... 4
Apr. 17	at Florida	7 ... 4
Apr. 18	at Florida	4 ... 12
Apr. 19	South Alabama	3 ... 9
Apr. 20	South Alabama	10 ... 3
Apr. 21	Florida International	12 ... 3
Apr. 22	Florida International	17 ... 4
Apr. 27 <sup>^</sup>	Tulane	8 ... 4
Apr. 29 <sup>^</sup>	Tulane	0 ... 1
Apr. 30	at South Alabama	7 ... 8
May 1 <sup>^</sup>	at Southern Miss	9 ... 3
May 2 <sup>^</sup>	at Southern Miss	11 ... 2
May 3 <sup>^</sup>	at Southern Miss	16 ... 6
May 4 <sup>^</sup>	at Memphis State	13 ... 7
May 6 <sup>^</sup>	at Memphis State	11 ... 3
May 6 <sup>^</sup>	at Memphis State	8 ... 3
May 10 <sup>^</sup>	South Carolina	3 ... 4
May 11 <sup>^</sup>	Tulane	4 ... 2
May 11 <sup>^</sup>	Memphis State	10 ... 3
May 12 <sup>^</sup>	Cincinnati	11 ... 2
May 13 <sup>^</sup>	Virginia Tech	17 ... 3
May 13 <sup>^</sup>	South Carolina	11 ... 10
May 18	New Orleans	4 ... 7
May 19	New Orleans	5 ... 1
May 20	New Orleans	7 ... 3
***May 24	Stetson	7 ... 10
***May 25	East Carolina	4 ... 7

## 1985 ..... Won 59, Lost 23

Feb. 5	Armstrong State	7 ... 0
Feb. 6	Armstrong State	1 ... 0
Feb. 9	South Florida	11 ... 5
Feb. 10	South Florida	8 ... 2
Feb. 11	Grambling	13 ... 7
Feb. 12	Grambling	9 ... 4
Feb. 14	Samford	14 ... 7
Feb. 15	Samford	18 ... 10
Feb. 16 <sup>^</sup>	Southern Miss	20 ... 1
Feb. 16 <sup>^</sup>	Southern Miss	10 ... 4
Feb. 17 <sup>^</sup>	Southern Miss	24 ... 3
Feb. 22	at Miami	5 ... 2
Feb. 23	at Miami	4 ... 15
Feb. 24	at Miami	5 ... 6
Feb. 26	Georgia Southern	5 ... 4
Feb. 27	Georgia Southern	12 ... 6
Feb. 28	St. Leo	16 ... 2
Mar. 2	Ball State	11 ... 12
Mar. 2	Ball State	12 ... 10
Mar. 3	Ball State	15 ... 6
Mar. 4	Ball State	9 ... 10
Mar. 5	at Jacksonville	12 ... 0
Mar. 6	at Jacksonville	25 ... 6
Mar. 7	at Central Florida	6 ... 2
Mar. 8	at Central Florida	5 ... 6
Mar. 9	at South Florida	10 ... 7
Mar. 10	at South Florida	5 ... 6
Mar. 11	Western Kentucky	11 ... 5
Mar. 12	Western Kentucky	6 ... 10
Mar. 13	Samford	2 ... 5
Mar. 14	Samford	20 ... 4
Mar. 15	at Florida	2 ... 3
Mar. 16	at Florida	1 ... 6
Mar. 18	Pittsburgh	6 ... 5
Mar. 19	Pittsburgh	18 ... 2
Mar. 20	Pittsburgh	9 ... 7
Mar. 23 <sup>^</sup>	at Southern Miss	17 ... 6
Mar. 23 <sup>^</sup>	at Southern Miss	6 ... 0
Mar. 24 <sup>^</sup>	at Southern Miss	4 ... 6
Mar. 27	Southern Alabama	15 ... 12
Mar. 28	Florida	12 ... 10
Mar. 29	Georgia State	14 ... 0
Mar. 29	Georgia State	10 ... 4
Mar. 30 <sup>^</sup>	at Memphis State	2 ... 3
Mar. 31 <sup>^</sup>	at Memphis State	7 ... 8
Apr. 2	Florida	3 ... 6
Apr. 3	Jacksonville	5 ... 7
Apr. 4	Jacksonville	18 ... 9
Apr. 5 <sup>^</sup>	Tulane	9 ... 6
Apr. 6 <sup>^</sup>	Tulane	4 ... 1
Apr. 6 <sup>^</sup>	Tulane	9 ... 4
Apr. 8	Central Florida	6 ... 3
Apr. 9	Central Florida	12 ... 0
Apr. 10	Central Florida	19 ... 6
Apr. 12	Miami	2 ... 3
Apr. 13	Miami	13 ... 5
Apr. 14	Miami	5 ... 8
Apr. 16	at Georgia Southern	8 ... 7
Apr. 17	at Georgia Southern	6 ... 4

Apr. 20 <sup>^</sup>	Memphis State	4 ... 7
Apr. 20 <sup>^</sup>	Memphis State	8 ... 3
Apr. 21 <sup>^</sup>	Memphis State	7 ... 2
Apr. 28	at Georgia Tech	19 ... 0
Apr. 29	at Georgia Tech	13 ... 3
May 2	at South Alabama	8 ... 0
May 2	at South Alabama	12 ... 10
May 4 <sup>^</sup>	at Tulane	9 ... 3
May 4 <sup>^</sup>	at Tulane	5 ... 2
May 5 <sup>^</sup>	at Tulane	8 ... 9
May 9 <sup>^</sup>	Louisville	11 ... 3
May 10 <sup>^</sup>	Virginia Tech	5 ... 8
May 10 <sup>^</sup>	Cincinnati	24 ... 0
May 11 <sup>^</sup>	South Carolina	7 ... 5
May 12 <sup>^</sup>	Virginia Tech	3 ... 1
May 12 <sup>^</sup>	South Carolina	11 ... 5
May 17	North Carolina	13 ... 7
May 18	North Carolina	9 ... 5
May 19	North Carolina	8 ... 9
***May 23	George Mason	11 ... 0
***May 24	Georgia Tech	9 ... 1
***May 25	Arkansas	6 ... 7
***May 26	Georgia Tech	3 ... 8

## 1986 ..... Won 61, Lost 13

Feb. 12	Grambling	10 ... 1
Feb. 13	Grambling	20 ... 6
Feb. 14	Grambling	1 ... 3
Feb. 15 <sup>^</sup>	Southern Miss	7 ... 6
Feb. 15 <sup>^</sup>	Southern Miss	2 ... 0
Feb. 16 <sup>^</sup>	Southern Miss	14 ... 6
Feb. 18	Samford	9 ... 6
Feb. 19	Samford	9 ... 1
Feb. 22	Georgia Tech	6 ... 4
Feb. 23	Georgia Tech	9 ... 4
Feb. 25	at Florida	10 ... 6
Feb. 26	at Florida	10 ... 7
Mar. 1	South Florida	9 ... 3
Mar. 2	South Florida	8 ... 7
Mar. 4	at South Florida	9 ... 8
Mar. 5	at South Florida	3 ... 6
Mar. 8	Florida International	9 ... 3
Mar. 9	Florida International	12 ... 10
Mar. 10	Samford	19 ... 2
Mar. 11	Samford	15 ... 5
Mar. 12	Richmond	12 ... 4
Mar. 13	Richmond	14 ... 4
Mar. 14	Richmond	16 ... 1
Mar. 15	Richmond	13 ... 3
Mar. 17	Pittsburgh	7 ... 0
Mar. 18	Pittsburgh	10 ... 2
Mar. 19	Pittsburgh	22 ... 1
Mar. 20	Pittsburgh	17 ... 1
Mar. 22 <sup>^</sup>	at Southern Miss	1 ... 5
Mar. 22 <sup>^</sup>	at Southern Miss	2 ... 0
Mar. 23 <sup>^</sup>	at Southern Miss	13 ... 9
Mar. 24	at South Alabama	5 ... 12
Mar. 25	at South Alabama	13 ... 4
Mar. 26	South Alabama	14 ... 4
Mar. 27	South Alabama	13 ... 9
Mar. 29 <sup>^</sup>	at Memphis State	7 ... 3
Mar. 29 <sup>^</sup>	at Memphis State	6 ... 1
Mar. 30 <sup>^</sup>	at Memphis State	2 ... 7
Apr. 1	Central Florida	15 ... 12
Apr. 2	Central Florida	8 ... 3
Apr. 3	Jacksonville	9 ... 2
Apr. 4	Jacksonville	9 ... 10
Apr. 5 <sup>^</sup>	Tulane	7 ... 5
Apr. 6 <sup>^</sup>	Tulane	4 ... 2
Apr. 8	at Jacksonville	20 ... 3
Apr. 9	at Jacksonville	10 ... 11
Apr. 11	Miami	6 ... 1
Apr. 12	Miami	3 ... 4
Apr. 13	Miami	8 ... 3
Apr. 15	Florida	7 ... 6
Apr. 16	Florida	8 ... 0
Apr. 19 <sup>^</sup>	Memphis State	6 ... 0
Apr. 19 <sup>^</sup>	Memphis State	6 ... 5
Apr. 20 <sup>^</sup>	Memphis State	7 ... 1
Apr. 26	at Central Florida	3 ... 1
Apr. 29	at Florida International	12 ... 0
May 2	at Miami	10 ... 11
May 3	at Miami	14 ... 6
May 4	at Miami	5 ... 7
May 9 <sup>^</sup>	Cincinnati	10 ... 3
May 10 <sup>^</sup>	South Carolina	5 ... 8
May 10 <sup>^</sup>	Memphis State	7 ... 3
May 11 <sup>^</sup>	South Carolina	3 ... 0
May 12 <sup>^</sup>	South Carolina	7 ... 2











# All-Time Rosters



**A**  
**Luis Alicea**  
1984-86

Joe Adams	1975
Josh Adceb	1995
Bobby Alexander	1982
Terry Alexander	1976
Edwin Alicea	1987-88
Luis Alicea	1984-86
Roy Alvarez	1980
Gene Ammann	1968-70
Bob Armstrong	1992
Johnny Ash	1954-56
Bill Ashford	1982-83
Gary Ashley	1953-56
Al Ashmont	1985
Jim Atwood	1953-56
Mike Augustine	1961-63
Tony Avitable	1953-56
Don Axon	1959



**B**  
**Barry Blackwell**  
1985-88

Brooks Badeaux	1995-98
Lee Bailey	1951
Roger Bailey	1990-92
Pichi Balet	2000
Jeff Bangston	1972-73
Rob Bargas	1989-90
Mark Barineau	1981-83
Ryan Barthelemy	1999-00
Ron Bartlett	1976-79
Joe Baxter	1968-69
Clay Baynham	1976
Harold Bazzell	1953
Ray Bazzell	1957-60
Mason Bean	1972-73
Bill Bearse	1965
Al Beccaccio	1960-62
David Bedingfield	1977
Mike Bell	1994-95
Bob Benda	1976-77
John Bentley	1997-98, 00
Michele Bertoldi	1991
Allen Bevis	1989-92
Chip Bifano	1976-77
Ham Bisbee	1955
Barry Blackwell	1985-88
Garrett Blanton	1989-91
Tony Biasucci	1983
Ralph Blinn	1952-53
Jon Bolin	1990-91

Rich Bombard	1979
Phil Bondack	1962-63
Bob Bondi	1954-57
Jimmy Bonenberger	1997
Juan Bonilla	1974-77
Rafael Bourmigal	1987
LaDon Boyd	1967
Scott Boyd	2000
Mike Brady	1987-90
Mike Bretz	1976-79
John Bristol	1955-57
Chris Brock	1989-92
Kevin Brooks	1977-78
Marty Brooks	1965-67
Terry Brooks	1969
Billy Brown	1996
Craig Brown	1969-70
Dave Brown	1974
Forrest Brown	1953-54
Pete Brown	1985
Randy Brown	1964-66
Terry Browning	1968-69
Tommy Bryant	1983
Terrell Buckley	1990
Jeff Burger	1969
Joe Burns	1969
Jim Busby	1974-75
Thad Busby	1995
Dave Buss	1959-60
Steve Butler	1994-95
Mike Buttery	1994
Rod Byerly	1987-88
Lee Byers	1961-64
Clint Byrd	1998



**C**  
**Randy Choate**  
1995-97

Nick Carfaro	1966
Vince Calandra	1984-85
Billy Campbell	1952-55
Ed Camposano	1968
Bob Canty	1966-68
Bill Cappleman	1967
Brooks Carey	1975-78
Bob Carroll	1972-73
Doug Casey	1978-79
Buddy Cash	1950
Kevin Cash	1997-99
Ron Cash	1970-71
Sid Cash	1990-91
Chris Cawthon	1981-82
Dave Chappel	1974
Chris Chavez	1996-99
Gerald Chmielewski	1963-65
Randy Choate	1995-97
Greg Clayborne	1986-88
Bob Clem	1958-59

Matt Clements	1988-89
Al Cleveland	1969-70
Larry Cocks	1969-70
Hal Cohen	1982
Chester Cole	1965-67
James Colzie	1994
Rick Colzie	1973-74
Chuck Cone	1966-68
Skip Cone	1971-72
David Cook	1966-68
John Cook	1992
Dave Cooper	1976-77
Mike Copps	1957-60
Lee Corso	1954-57
Jerry Couch	1958-59
Mark Coulter	1976-77
Brian Cox	1997-98
Bob Craft	1966-68
Keith Craig	1980-81
Wes Crawford	1998
Ken Creely	1964-65
Buddy Cribb	1988-90
Charlie Cruz	1992-95
John Cuesta	1953
Mike Cullin	1980-81
Greg Culpepper	1979
Ben Curry	1975-78



**D**  
**Tim Davis**  
1991-92

Dave Dahlen	1963-64
Bill Daniel	1974-75
Jim Daniel	1960-61
Phil Dannunzio	1989
Randy Davidson	1974-75
Brett Davis	1988
Frank Davis	1960-61
Josh Davis	1996
Mike Davis	1996
Tim Davis	1991-92
Tom Davis	1962-64
Eric Deddens	1983-84
Don DeLoach	1978-81
Greg Dennis	1983
Jim DeVane	1955
Matt Diaz	1998-99
Zach Diaz	1996-99
Michael DiBlasi	1997-00
Paul Dirks	1962-64
Kevin Dodge	1981-82
Jerry Donnaway	1957-58
Ken Doria	1971-72
Danny Dowell	1981-83
Steve Downey	1974
Jay Drevis	1984
J.D. Drew	1995-97
John Drews	1974

Chip Drobine .....	1986
Dean Duchak .....	1965-67
Jack Dull .....	1960-61
Marc Dunbar .....	1990-91
Matt Dunbar .....	1987-90
Chris Dunn .....	1986



**E-F**  
**Kenny Felder**  
1990-92

Mike Eason .....	1966-68
Craig Eaton .....	1975-76
Frank Echols .....	1962-63
Scott Edwards .....	1989
Jon Egertson .....	1987
Rudy Eigel .....	1955-58
Mike Eissey .....	1973-74
Gary Elliott .....	1961-63
Jack Emerick .....	1979-80
Mike English .....	1967-69
Roy Eppley .....	1985
Donny Erickson .....	1987-88
Terry Farmer .....	1973-74
Adam Faurot .....	1995-96
Frank Fazzini .....	1983-85
Ed Feely .....	1961
Kenny Felder .....	1990-92
John Ferguson .....	1968-70
George Fergusson .....	1961-62
Dave Fernald .....	1971-73
Dick Fernandez .....	1964-66
Joe Fernandez .....	1953
Robert Ferrar .....	1962-63
Carl Ferraro .....	1981
Mike Fields .....	1978-79
Rick Figueroa .....	1980-83
Bien Figueroa .....	1985-86
Gar Finnfold .....	1989-90
Ken Fischer .....	1979-82
Robin Flake .....	1970-72
Victor Floyd .....	1987
Ray Fox .....	1975-78
Jim Foxwell .....	1972-75
Pedro Fraga .....	1968
Ed Frank .....	1972
Ron Fraser .....	1954-57
Clem Freeman .....	1981
Mike Freeman .....	1986
Doug French .....	1961-62
Mike Fuentes .....	1978-81
Bill Fuller .....	1970-72
Ed Fulton .....	1985-87
Mike Futrell .....	1999-00



**G**  
**Johnny Grubb**  
1970

John Gagnon .....	1979-80
Randy Galley .....	1972-73
Tom Garcia .....	1955
Linwood Garrett .....	1967-68
Dave Garrison .....	1984
Steve Gelmine .....	1982-85
Alan Gentry .....	1983-84
Wayne Giardino .....	1964-65
Marc Giordano .....	1987-88

Mark Gilbert .....	1978-79
Brian Gilliland .....	1989-90
Chris Ginn .....	1998-00
Jack Givens .....	1976-77
Mike Givens .....	1974
Steve Givens .....	1982-83
Dick Gold .....	1967-69
Jeff Gray .....	1981-84
Harry Green .....	1966-68
Lane Green .....	1966-68
Brad Gregory .....	1989-90
Danny Griffin .....	1982-83
John-Ford Griffin .....	1999-00
Joe Griffin .....	1975-77
Pedro Grifol .....	1989-91
Reggie Griggs .....	1997
Dave Grimes .....	1970-71
Carl Gromek .....	1968-70
Greg Gromek .....	1968-71
Brett Groves .....	1998-00
Johnny Grubb .....	1970
Randy Guemple .....	1972-73
Jim Gurzynski .....	1968-69



**H**  
**Jeff Hogan**  
1967-69

Dan Haddock .....	1979
John Halliday .....	1999-00
Bill Hammond .....	1964-66
Art Haney .....	1963
Dave Hanselman .....	1984
Don Harbaugh .....	1969-71
Jeff Hardy .....	1976-77
Todd Harrell .....	1993-94
Bryan Harris .....	1991-93
Dee Harris .....	1976
Ed Harris .....	1967-68
Dean Harrison .....	1988-90
Chris Hart .....	1999-00
Rick Hatcher .....	1979-81
Tim Hatcher .....	1980
Chuck Hawkins .....	1965-66
Mark Haynes .....	1952-54
John Hearn .....	1966-68
Phil Hearn .....	1966
Eric Heath .....	1998
Ken Heath .....	1984
George Hehemann .....	1953-56
Jim Helm .....	1966-68
Terry Henderson .....	1997-98
Carlee Hendrix .....	1954-57
Clint Hendry .....	1993
Tom Henson .....	1969-71
Joel Hicks .....	1976-77
Chris Hitt .....	1995
Ron Herring .....	1973-74
Wm. Higginbothom .....	1953-54
Windle Higginbothom .....	1974-75
Jeff Hill .....	1967-69
Lance Hitchcock .....	1966-68
Daniel Hodges .....	2000
Randy Hodges .....	1992-95
Jeff Hogan .....	1967-69
Jerry Hohne .....	1959
Rick Holloway .....	1978-79
Maury Hopkins .....	1964-66
Bill Horne .....	1973-74
Bill Howell .....	1961
Chuck Howell .....	1994-97
Ed Howell .....	1964-66

Martin Howell .....	1962-63
Dick Howser .....	1955-58
Ed Houser .....	1980-81
Jason Hubbard .....	1998
Bob Hudson .....	1954-55
Scott Hudson .....	1997-99
Bruce Huff .....	1976-79
Gary Huff .....	1971-73
Ken Huff .....	1978-81
J.C. Huguet .....	1999
Philip Hunt .....	1955
George Hutchinson .....	1961
Rich Hutchinson .....	1965



**I-J**  
**Greg Jones**  
1976-78

Vince Insogna .....	1984
John Jane .....	1961
Ken Jarabeck .....	1978
Lincoln Jarrett .....	1962-63
Link Jarrett .....	1991-94
Karl Jernigan .....	1998-00
Barry Johnson .....	1988-89
Jay Johnson .....	1962-64
Jay Johnson .....	1979
Jonathan Johnson .....	1993-95
Larry Johnson .....	1962-64
Gordon Johnston .....	1961
Greg Jones .....	1976-78
Jimmy Jones .....	1982-85
Larry Jones .....	1974-77
Bob Jordan .....	1966
Bob Jordan .....	1974
Grady Jordan .....	1992-93



**K**  
**Jeremiah Klosterman**  
1996-99

Randy Kaiser .....	1974
Danny Kanell .....	1993
Doug Kasimer .....	1969-71
Jim Kaufman .....	1954-55
Jay Keeler .....	1980-82
Clyde Keller .....	1988-89
Mike Kelley .....	1974-75
Bob Kellogg .....	1974-75
David Kelly .....	1998
Terry Kennedy .....	1975-77
Fred Kenney .....	1957-58
Keith Kidd .....	1985-86
Ricky Kimball .....	1988-91
John Keith .....	1969-71
Ron Kims .....	1953
John King .....	1959
Jeremiah Klosterman .....	1996-99
Dale Koch .....	1958-59
John Kolb .....	1981
Curt Kole .....	1975
Dru Kosco .....	1984-85
Steve Kovensky .....	1986-87
Brian Kraft .....	2000
Charlie Krausche .....	1961
Robert Kull .....	1963-65



**L**  
**Jim Lyttle**  
1966-67

Mark Lacy .....	1981-82
Ernie Langford .....	1957-60
Rick Langford .....	1973
Bill Langston .....	1967
Gary Lawrence .....	1965-66
Mike Leber .....	1971-72
David Ledbetter .....	1982
Jeff A. Ledbetter .....	1982-84
Jeff S. Ledbetter .....	1979-82
Larry Lee .....	1973
Mike Lee .....	1986
Greg Lewis .....	1982
Jimmy Lewis .....	1991
Richie Lewis .....	1985-87
Ronald Lewis .....	1987-88
Loren Levy .....	1982-84
Carlos Lezcano .....	1974-77
John LiBrandi .....	1972-73
Joe Licata .....	1981
Tony Liebsack .....	1991-92
Doug Little .....	1983-86
Woody Litwhiler .....	1962-64
LaWhit Lizzmore .....	1991-92
Ed Lockhart .....	1950-53
Brad Long .....	1977-78
Charlie Long .....	1961
Max Long .....	1953-56
Mickey Lopez .....	1993-95
George Lott .....	1968-69
Mike Loynd .....	1983-86
Jose Lugo .....	1974
Matt Lynch .....	2000
Jim Lyttle .....	1966-67
Keith Lyttle .....	1989



**M**  
**Marshall McDougall**  
1999-00

Bob Madison .....	1960-61
Rick Madison .....	1961
Marty Maier .....	1973-74
Eric Mangham .....	1984-86
Harold Mangin .....	1961-62
Tom Manley .....	1989
Ed Mann .....	1953
David Marano .....	1978
T.R. Marcinczyk .....	1993
Mike Martin .....	1965-66
Mike Martin, Jr. ....	1993-95
Neil Martin .....	1965-66
Lionel Martinez .....	1980-81
Steve Marks .....	1964-66
Jose Marzan .....	1984-87
John Mason .....	1967
Steve Mastin .....	1968
Jim Mathers .....	1966
Lonnie Mathis .....	1969
Floyd Matthews .....	1969
Bob Mayer .....	1974-76
Henry Mayfield .....	1996-98
Jim McArdle .....	1976-77
Clyde McBride .....	1963
Monty McBride .....	1964-65

Blair McCaleb .....	2000
Owen McCarron .....	1958
Justin McClain .....	2000
Chad McClellan .....	1986
Shawn McCorkel .....	1997-98
Gene McCormick .....	1957-60
Kevin McCray .....	1992-93
Jim McCune .....	1964-65
Blane McDonald .....	1978-79
Jon McDonald .....	1998-00
Marshall McDougall .....	1999-00
Rick McGlone .....	1974-77
Joe McKinney .....	1965-66
John McKnight .....	1977
Mike McLeod .....	1975-77
Dale McMahan .....	1966
John McNeese .....	1991
Charles McQuaig .....	1993-94
Barry McQueen .....	1971
Ray McShane .....	1960-62
Wayne Mears .....	1975
Bob Merry .....	1953
Ron Mewbourne .....	1965-67
Doug Mientkiewicz .....	1993-95
Jim Miller .....	1976-77
Tim Miller .....	1994
Billy "Cooter" Mills .....	1951-54
Don Milner .....	1978-79
Bart Mitchell .....	1982-84
Dave Moates .....	1969
Dave Mobley .....	1976-79
Orson Mobley .....	1982
Dave Morano .....	1978
Jack Morgan .....	1953
Steve "Scooby" Morgan .....	1993-96
Todd Morgan .....	1982-84
Al Moreya .....	1983
Jeremy Morris .....	1994-97
Rick Moss .....	1970-71
Mitch Moyer .....	1975
Ty Mueller .....	1989, 91-93
Don Murray .....	1963-65



**N-O**  
**Jerry Nielsen**  
1987-88

John Nedeau .....	1990-93
Steve Nedeau .....	1994-96
Tim Nedin .....	1989
Oscar Negron .....	1975
Stephen Neill .....	1996
Carl Nelson .....	1957-60
Harvey Nemeroff .....	1974-75
Roger Nettles .....	1967
John Nicholas .....	1975-76
Dave Nichols .....	1971-72
Dick Nichols .....	1968-70
Joe Nichols .....	1976-79
Gary Nichols .....	1963-65
Jerry Nielsen .....	1987-88
Jack Niles .....	1993-94
Randy Niles .....	1995-97
Klyne Nowlin .....	1951-53
Danny O'Brien .....	1973-75
Phil Olson .....	1993-95
Steve Oppenheim .....	1972
Pat Osburn .....	1970
George Otero .....	1998
Danny Owen .....	1975-76



**P**  
**Brad Parker**  
1988-90

Joe Pacetti .....	1985
Gary Painter .....	1989-90
Bert Palmer .....	1953
Keith Parenteau .....	1980
Brad Parker .....	1988-90
Derek Parker .....	1979
Craig Patterson .....	1978-79
Ray Pearson .....	1953
Ed Peres .....	1972-73
Eduardo Perez .....	1989-91
Jerry Philip .....	1957-58
Tim Phillips .....	1980-82
Chris Pinder .....	1984
Charlie Pinkermann .....	1956-59
Keith Pitchford .....	1962-63
Bruce Pollack .....	1967
Chris Pollack .....	1986-87
Ed Porcelli .....	1986-87
Tim Porter .....	1969-70
Cory Posey .....	2000
Lynn Powell .....	1963
Dave Price .....	1970-72
Dave Price .....	1972-73
Brad Prior .....	1976
Scott Proctor .....	1996-98



**R**  
**Larry Rothschild**  
1974

Craig Ramsey .....	1976-79
Cliff Ranew .....	1964-65
Rocky Rau .....	1989-90
Bobby Read .....	2000
Derek Reams .....	1993
Bob Reboin .....	1989
Jim Reed .....	1964-65
Jody Reed .....	1983-84
Ray Revak .....	1984-85
Dave Rhino .....	1982
Marty Rice .....	1971-74
Mike Riebling .....	1967-69
Justin Rigney .....	1992
Kevin Rigsby .....	1978
Rim Riley .....	1978-79
Dan Roatche .....	1969-72
Chris Roberts .....	1990-92
Pete Roberts .....	1967
Clay Robertson .....	1987
Kenny Robinson .....	1991
Matt Robinson .....	1982-83
Charlie Rodgers .....	1957-60
Carlos Rodriguez .....	1975
Eric Roman .....	1999-00
John Rombough .....	1994
Marc Ronan .....	1988-90
Tom Rosa .....	1972-73
Hank Ross .....	1959
Jack Ross .....	1960-62
Larry Rothschild .....	1974
George Roundtree .....	1962-64
Mike Rudi .....	1987-88
Jim Rushworth .....	1992



**S**  
**Paul Sorrento**  
1984-86

Harry Saferight .....	1970-71
Rick Saffel .....	1979
Tom Sailor .....	1982
Jeremy Salazar .....	1995-98
Chuck Sanders .....	1952-53
Deion Sanders .....	1987-88
Jerry Santos .....	1988-89
Pete Sarron .....	1965-66
Craig Saxner .....	1985-86
Bill Saunders .....	1976
Mac Scarce .....	1970-71
Mike Scarce .....	1971-72
Glayden Schafer .....	1953
Jim Scheller .....	1969-70
Ed Schneider .....	1980-81
Mike Schmitz .....	1993
Greg Schnute .....	1968-70
Scott Schroeffel .....	1993
Sam Scott .....	1999
Jim SeEVERS .....	1955
Brian Senior .....	1995-96
Nandy Serrano .....	1991-92
John Sheppard .....	1957-58
Bob Sherman .....	1961
Tim Sherrill .....	1972-73
Buddy Shaw .....	1983
Chad Sheffer .....	1993
Ken Shimchak .....	1977-79
Gordon Shirah .....	1954-56
Jamey Shouppe .....	1981-82

**Mike Martin's All-Time Assistant Coaches**

Chip Baker .....	1985-present
Lazer Collazo .....	1992
Rod Delmonico .....	1984-89
David Fannin .....	1981-83
Bill Fuller .....	1980
Randy Gailey .....	1982-84
Rick Hatcher .....	1984
Keith Hendry .....	1981
Greg Jones .....	1983
Jay Kearce .....	1993
Mike Martin, Jr. ....	1998-present
Kevin McCray .....	1994-95
Joe McFarland .....	1982
Jon McFatter .....	1987
Mike McLeod .....	1982-89
Jim Morris .....	1980-81
Jack Niles .....	1996-97
Brian Rhees .....	1991-92
Jamey Shouppe .....	1990-present
Steve Winterling .....	1986-91

Bob Shupack .....	1953
Howard Siegle .....	1974
Herb Sikes .....	1969-72
Ken Silvestri .....	1971-72
Bob Skala .....	1953
Ross Skelton .....	1968
Craig Skok .....	1968-69
Mike Skoutelakis .....	1987
Mike Slade .....	1969-72
Ken Sloan .....	1966
Frank Slusser .....	1956-58
David Smalley .....	1980-83
Mike Smalley .....	1998-99
Chris Smith .....	1999-00
Dwight Smith .....	1961-63
Jackie Smith .....	1976-77
Ken Smith .....	1985
Kevin Smith .....	1985
Roger Smith .....	1972-73
Rick Snyder .....	1971-73
Tom Snyder .....	1982
David Sorokowski .....	1988-89
Paul Sorrento .....	1984-86
Bobby Spano .....	1999-00
Kyle Spitzer .....	1960-62
James Spooner .....	1967
Gary Sprague .....	1966
Geoff Sprague .....	1996-97
Ron Spyker .....	1987
Bill Stagland .....	1961
Matt Stanford .....	1997
Richard Steed .....	1975
Scott Steinitz .....	1989
Darnell Stewart .....	1966-67
Kent Stille .....	1963
Nick Stocks .....	1998-99
Jack Straub .....	1953
Ricky Stuart .....	1978
Michael Stubbs .....	1988
Len Sullivan .....	1967
Marv Stringfellow .....	1965-67
Ken Suarez .....	1963
Walt Sumner .....	1968-69
Bob Sutton .....	1966
Harvey Sweeney .....	1954-56
Alan Swindle .....	1980-82
Ken Sylvestri .....	1975
Carl Szymanski .....	1974



**T-U-V**  
**John Marc Tamayo**  
1988-90

Steve Taddeo .....	1986-87
Houston Taff .....	1966
Jeff Tam .....	1993
John Marc Tamayo .....	1988-90
Jeff Tandlich .....	1974
Bruce Tanner .....	1981-83
Buddy Teagle .....	1960-62
George Tebbetts .....	1980
Steve Tebbetts .....	1973-75
Clint Thigpen .....	2000
Al Thomas .....	1962-63
Mike Thomas .....	1976
Paul Thomas .....	1984-87
Tom Thomas .....	1966-67
Jeff Tibbitts .....	1991
Mike Tice .....	1978-79
Ed Trancygier .....	1961
Ronnie Traylor .....	1978-79

Doug Treadway .....	1983-84
Shawn Troxell .....	1987
Steve Tuako .....	1977
John Tucker .....	1961-62
Gale Tuggle .....	1955-56
Jerry Turner .....	1961
Fred Twomey .....	1954-57
Pat Underhill .....	1989
Blair Varnes .....	1999-00
Mike Vasquez .....	1968-71
Bob Vaughn .....	1955-56
Gary Viero .....	1976
Wayne Vincent .....	1966-68



**W**  
**Paul Wilson**  
1992-94

Bobby Waits .....	1954-57
Doug Walker .....	1960-61
Bob Wancika .....	1959
John Wannish .....	1987
Jim Ward .....	1965-66
John Wasdin .....	1991-93
Colby Weaver .....	1992-94
Jim Weaver .....	1980
Ham Werne .....	1954-55
Bill Westendick .....	1957-60
Ed West .....	1976
Chris Whidden .....	1999-00
Nick Whidden .....	2000
Jon Whitacker .....	1968
Tom Whitaker .....	1967-68
Jimmy White .....	1960-62
Chas Widden .....	1953
Dick Wiggins .....	1979-80
Bob Wilcox .....	1964-65
Denny Williams .....	1972-73
Laverne Williams .....	1953
Bill Williamson .....	1962-63
Gary Williamson .....	1963-64
Paul Wilson .....	1992-94
John Wolfner .....	1979-80
Howard Wood .....	1967
Willie Woods .....	1987
Matt Woodward .....	1995-98
Woody Woodward .....	1962-64
Bob Wooley .....	1965-67
Bob Wynn .....	1953-54



**X-Y-Z**  
**Jose Zabala**  
1995-98

Casey Yarbrough .....	1992
Ed Yarnell .....	1966-67
Mike Yastrzemski .....	1980-83
Manny Yglesias .....	1953
David Yocum .....	1994-95
Jose Zabala .....	1995-98
Scott Zech .....	1994-97
Greg Zera .....	1968-71
Bill Ziegler .....	1966-67
Mike Ziegler .....	2000
Roger Zimmerman .....	1961
Tom Zoeller .....	1983-86
Al Zyla .....	1959



# Seminoles In The NCAAAs

**1956  
NCAA DISTRICT 3 PLAYOFFS  
GASTONIA, NC**

Opponent	FSU	Opp	W-L
Duke	2	1	W
Duke	2	4	L
Duke	6	7	L

**1957  
NCAA DISTRICT 3 PLAYOFFS  
GASTONIA, NC**

Georgia Teachers	5	3	W
Duke	3	2	W
Duke	6	8	L
Duke	4	1	W

**COLLEGE WORLD SERIES  
OMAHA, NE**

Penn State	0	7	L
Connecticut	3	5	L

**1958  
NCAA DISTRICT 3 PLAYOFFS  
GASTONIA, NC**

George Washington	3	1	W
Florida	1	2	L
Clemson	5	8	L

**1959  
NCAA DISTRICT 3 PLAYOFFS  
GASTONIA, NC**

George Washington	3	2	W
Clemson	2	24	L
Georgia Tech	16	9	W
Clemson	0	5	L

**1961  
NCAA DISTRICT 3 PLAYOFFS  
GASTONIA, NC**


West Virginia	3	1	W
Duke	2	7	L
West Virginia	3	4	L

**1962  
NCAA DISTRICT 3 PLAYOFFS  
GASTONIA, NC**

Florida	0	1	L
West Virginia	6	5	W
Florida	3	1	W
Wake Forest	10	8	W
Wake Forest	3	2	W

**COLLEGE WORLD SERIES  
OMAHA, NE**

Santa Clara	5	1	W
Ithaca	5	4	W
Michigan	7	10	L
Santa Clara	6	11	L



*Karl Jernigan*

## FSU In The College World Series

All-Time CWS Record	25-36
Appearances	18
First Appearance	1957
Last Appearance	2000
Top Finish	Second (1970, 1986, 1999)
CWS Appearances	1957, 62, 63, 65, 70, 75, 80, 86, 87, 89, 91, 92, 94, 95, 96, 98, 99, 00
Consecutive Appearances	3 (1994-96), (1998-00)

## FSU In The NCAA Playoffs

All-Time Record (Regional/District 3)	102-48
Appearances	38
First Appearance	1956
Last Appearance	2000
Consecutive Appearances	23 (1978-00)

**1963**

**NCAA DISTRICT 3 PLAYOFFS**

**GASTONIA, NC**

Auburn	4	3	W
Wake Forest	12	4	W
Wake Forest	5	6	L
Wake Forest	11	5	W

**COLLEGE WORLD SERIES**

**OMAHA, NE**

W. Michigan	5	2	W
Arizona	3	4	L
Southern Cal	3	4	L

**1965**

**NCAA DISTRICT 3 PLAYOFFS**

**GASTONIA, NC**

Mississippi State	3	6	L
Maryland	7	3	W
Mississippi State	6	2	W
Furman	2	1	W
Furman	7	5	W

**COLLEGE WORLD SERIES**

**OMAHA, NE**

Ohio State	1	2	L
Texas	3	2	W
St. Louis	3	5	L

**1966**

**NCAA DISTRICT 3 PLAYOFFS**

**GASTONIA, NC**

Mississippi State	3	4	L
East Carolina	6	4	W
Mississippi State	7	0	W
North Carolina	6	5	W
North Carolina	4	6	L

**1967**

**NCAA DISTRICT 3 PLAYOFFS**

**GASTONIA, NC**

Clemson	5	3	W
Auburn	3	13	L
Clemson	4	6	L

**1968**

**NCAA DISTRICT 3 PLAYOFFS**

**GASTONIA, NC**

East Carolina	1	2	L
Auburn	6	1	W
East Carolina	3	2	W
N. Carolina State	15	12	W
N. Carolina State	1	4	L

**1970**

**NCAA DISTRICT 3 PLAYOFFS**

**GASTONIA, NC**

East Carolina	2	0	W
Maryland	10	1	W
Mississippi State	5	4	W

**COLLEGE WORLD SERIES**

**OMAHA, NE**

Arizona	4	0	W
Dartmouth	6	0	W
Texas	1	5	L
Ohio	2	0	W
Texas	11	2	W
Southern Cal	1	2	L

**1972**

**NCAA DISTRICT 3 PLAYOFFS**

**GASTONIA, NC**

South Alabama	5	6	L
Richmond	10	5	W

Mississippi	3	8	L
-------------	---	---	---

**1975**

**NCAA REGIONAL**

**STARKVILLE, MI**

Miami	1	0	W
LSU	4	2	W
Miami	6	5	W

**COLLEGE WORLD SERIES**

**OMAHA, NE**

E. Michigan	1	2	L
Seton Hall	0	11	L

**1976**

**NCAA REGIONAL**

**TALLAHASSEE, FL**

Jacksonville	6	1	W
Auburn	1	2	L
Jacksonville	7	9	L

**1978**

**NCAA REGIONAL**

**MIAMI, FL**

Marshall	0	4	L
Miami	2	7	L

**1979**

**NCAA REGIONAL**

**TALLAHASSEE, FL**

Florida	5	9	L
Delaware	6	7	L

**1980**

**NCAA REGIONAL**

**TALLAHASSEE, FL**

New Orleans	10	8	W
Western Kentucky	19	7	W
Western Kentucky	10	5	W

**COLLEGE WORLD SERIES**

**OMAHA, NE**

Hawaii	6	7	L
Arizona	3	5	L

**1981**

**NCAA REGIONAL**

**MIAMI, FL**

Florida	5	1	W
Minnesota	9	5	W
Miami	6	14	L
Florida	4	5	L

**1982**

**NCAA REGIONAL**

**AUSTIN, TX**

Eastern Michigan	2	7	L
Ohio State	8	3	W
Oklahoma	5	6	L

**1983**

**NCAA REGIONAL**

**TALLAHASSEE, FL**

South Alabama	8	2	W
Alabama	5	7	L
Miami	5	10	L

**1984**

**NCAA REGIONAL**

**TALLAHASSEE, FL**

Stetson	7	10	L
East Carolina	4	7	L



*Daniel Hodges*

**1985  
NCAA REGIONAL  
TALLAHASSEE, FL**

George Mason	11	0	W
Georgia Tech	9	1	W
Arkansas	6	7	L
Georgia Tech	3	8	L

**1986  
NCAA REGIONAL  
TALLAHASSEE, FL**

N. Carolina State	10	6	W
Texas A & M	12	9	W
South Florida	11	7	W

**COLLEGE WORLD SERIES  
OMAHA, NE**

Indiana State	5	3	W
Miami	7	2	W
Arizona	5	9	L
Oklahoma State	6	5	W
Miami	4	3	W
Arizona	2	10	L

**1987  
NCAA REGIONAL  
TALLAHASSEE, FL**

East Carolina	10	5	W
Miami	5	2	W
South Alabama	12	3	W
South Alabama	3	6	L
South Alabama	9	2	W

**COLLEGE WORLD SERIES  
OMAHA, NE**

LSU	2	6	L
Arizona State	3	0	W
Texas	4	6	L

**1988  
NCAA REGIONAL  
TALLAHASSEE, FL**

Stetson	10	3	W
Tulane	8	6	W
Florida	3	9	L
Stetson	2	7	L

**1989  
NCAA REGIONAL  
TALLAHASSEE, FL**

Rider	13	7	W
South Florida	8	1	W
Auburn	7	6	W
Clemson	8	1	W

**COLLEGE WORLD SERIES  
OMAHA, NE**

North Carolina	4	2	W
Wichita State	4	2	W
Wichita State	4	7	L
Wichita State	9	12	L

**1990  
NCAA REGIONAL  
STARKVILLE, MS**

Lafayette	7	2	W
Central Michigan	4	2	W
Mississippi State	8	11	L
Illinois	6	4	W
Mississippi State	11	9	W
Mississippi State	3	4	L

**1991  
NCAA REGIONAL  
TALLAHASSEE, FL**

Coastal Carolina	6	0	W
Fla. International	6	3	W
Alabama	5	2	W
Alabama	6	5	W

**COLLEGE WORLD SERIES  
OMAHA, NE**

Fresno State	3	6	L
Florida	0	5	L

**1992  
NCAA REGIONAL  
TALLAHASSEE, FL**

Western Carolina	0	1	L
Stetson	2	0	W
Kent	4	2	W
Stanford	9	4	W
Western Carolina	4	3	W
Western Carolina	18	3	W

**COLLEGE WORLD SERIES  
OMAHA, NE**

Cal. State-Fullerton	2	7	L
California	5	4	W
Cal. State-Fullerton	0	6	L

**1993  
NCAA REGIONAL  
TALLAHASSEE, FL**

South Florida	4	2	W
Notre Dame	4	3	W
Long Beach State	1	4	L
Notre Dame	3	4	L

**1994  
NCAA REGIONAL  
TALLAHASSEE, FL**

Central Michigan	8	6	W
Jacksonville	5	1	W
Jacksonville	5	1	W
Brigham Young	7	1	W

**COLLEGE WORLD SERIES  
OMAHA, NE**

LSU	6	3	W
Georgia Tech	4	12	L
Cal. State-Fullerton	3	10	L

**1995  
NCAA REGIONAL  
TALLAHASSEE, FL**

Troy State	18	3	W
South Alabama	7	2	W
Old Dominion	7	2	W
Mississippi	13	1	W

**COLLEGE WORLD SERIES  
OMAHA, NE**

Oklahoma	3	2	W
Miami	2	4	L
Southern Cal	11	16	L

**1996  
WEST REGIONAL  
STANFORD, CA**

NE Illinois	W	16	0
UC-Santa Barbara	W	10	1
Stanford	W	5	4
Cal State-Northridge	W	9	2

**COLLEGE WORLD SERIES  
OMAHA, NE**

Florida	L	2	5
Wichita State	W	8	4
Florida	L	3	6

**1997  
NCAA EAST REGIONAL  
TALLAHASSEE, FL**

Marist	W	4	2
Central Florida	W	16	2
Auburn	L	7	8
South Florida	W	6	5
Auburn	W	9	7
Auburn	L	2	5

**1998  
NCAA ATLANTIC II REGIONAL  
TALLAHASSEE, FL**

Liberty University	W	10	7
Delaware	W	27	6
Oklahoma	W	23	2
Auburn	W	16	10

**COLLEGE WORLD SERIES  
OMAHA, NE**

Arizona State	L	10	11
Long Beach State	L	4	7

**1999  
NCAA REGIONAL  
TALLAHASSEE, FL**

The Citadel	W	24	6
Jacksonville	W	9	2
Providence	W	14	3

**NCAA SUPER REGIONAL  
TALLAHASSEE, FL**

Auburn	W	10	2
Auburn	W	6	3

**COLLEGE WORLD SERIES  
OMAHA, NE**

Texas A&M	W	7	3
Stanford	L	6	10
Cal State-Fullerton	W	7	2
Stanford	W	14	11
Stanford	W	14	11
Miami	L	5	6

**2000  
NCAA REGIONAL  
TALLAHASSEE, FL**

Bethune-Cookman	W	6	3
Central Florida	L	8	9
Evansville	W	11	2
Central Florida	W	6	1
Central Florida	W	8	1

**NCAA SUPER REGIONAL  
TALLAHASSEE, FL**

Miami	W	9	2
Miami	L	5	7
Miami	W	6	1

**COLLEGE WORLD SERIES  
OMAHA, NE**

Southern Cal	L	4	6
Texas	W	6	2
Southern Cal	W	3	2
LSU	L	3	6

# All-Time Coaching



1948-51

## Charlie Armstrong

YEAR	W-L-T	PCT
1948	9-8-0	.529
1949	11-8-0	.579
1950	13-7-0	.650
1951	16-6-0	.727
<b>TOTALS</b>	<b>49-29-0</b>	<b>.628</b>



1964-68

## Fred Hatfield

1964	23-13-0	.639
1965	32-11-1	.739
1966	39-13-0	.750
1967	32-14-0	.696
1968	35- 6-0	.854
<b>TOTALS</b>	<b>161-57-1</b>	<b>.737</b>



1979

## Dick Howser

1979	43-17-1	.713
------	---------	------



(1980-present)

## Mike Martin


1980	51-12-0	.810
1981	56-23-0	.709
1982	56-17-1	.764
1983	55-18-1	.750
1984	55-29-0	.655
1985	59-23-0	.720
1986	61-13-0	.824
1987	55-18-0	.753
1988	50-18-1	.714
1989	54-18-0	.750
1990	57-15-0	.792
1991	57-14-0	.803
1992	49-21-0	.700
1993	46-19-0	.708
1994	53-22-0	.707
1995	53-16-0	.768
1996	52-17-0	.754
1997	50-17-0	.746
1998	53-20-0	.726
1999	57-14-0	.803
2000	53-19-0	.736
<b>TOTALS</b>	<b>1,132-383-3</b>	<b>.747</b>



1952-54

## Ralph Matherly

1952	17- 4-0	.810
1953	13-10-1	.563
1954	13- 8-0	.619
<b>TOTALS</b>	<b>43-22-1</b>	<b>.659</b>



1969-74

## Jack Stallings

1969	38-13-1	.726
1970	49- 9-1	.839
1971	41-16-0	.719
1972	45-23-0	.662
1973	38-21-0	.644
1974	37-25-0	.597
<b>TOTALS</b>	<b>248-107-2</b>	<b>.697</b>



1955-63

## Danny Litwhiler

1955	17- 6-0	.739
1956	25- 7-0	.781
1957	22- 9-0	.710
1958	20- 7-0	.741
1959	22-11-0	.667
1960	13- 9-0	.591
1961	21- 7-0	.750
1962	23-14-0	.622
1963	26-13-0	.667
<b>TOTALS</b>	<b>189-82-0</b>	<b>.697</b>



1975-78


## Woody Woodward

1975	49-10-0	.831
1976	40-16-0	.714
1977	37-13-0	.740
1978	44-18-0	.710
<b>TOTALS</b>	<b>170-57-0</b>	<b>.7488</b>




# Florida State & Team USA

Over the past several years, Florida State players have become regulars on Team USA rosters. Twelve recent Seminoles have represented the United States and Florida State University all over the globe. In the 2000 Olympics, former Seminole Doug Mientkiewicz was a member of the gold-medal winning USA team in Sydney.




**Pedro Grifol**  
C — 1989



**Ricky Kimball**  
RHP — 1990




**Chris Roberts**  
OF/LHP — 1991



**Tim Davis**  
LHP — 1992



**Mike Martin**  
C — 1993




**Paul Wilson**  
RHP — 1993




**Jonathan Johnson**  
RHP — 1994




**Doug Mientkiewicz**  
1B — 1994, 2000




**Phil Olson**  
RHP — 1994



**J.D. Drew**  
OF — 1996



**Jon McDonald**  
RHP — 1998



**Nick Stocks**  
RHP — 1998

# Seminoles In The Pros

**-2000-**

Marshall McDougall..... Oakland  
Mike Ziegler..... Oakland  
Jon McDonald..... Minnesota  
John Halliday..... Chicago (AL)

**-1999-**

Nick Stocks..... St. Louis  
Matt Diaz..... Tampa Bay  
Kevin Cash..... Toronto  
Chris Chavez..... Atlanta

**-1998-**

J.D. Drew..... St. Louis  
Scott Proctor..... Los Angeles  
Jeremy Salazar..... Philadelphia  
Matt Woodward..... Seattle  
Brian Cox..... Atlanta

**-1997-**

J.D. Drew..... Philadelphia  
Randy Choate..... New York (AL)  
Jeremy Morris..... New York (AL)  
Scott Zech..... Montreal  
Randy Niles..... Oakland  
Matt Woodward..... Seattle

**-1996-**

Adam Faurot..... Milwaukee  
Mike Davis..... New York (NL)

**-1995-**

Jonathan Johnson..... Texas

David Yocum..... Los Angeles  
Doug Mientkiewicz..... Minnesota  
Mike Martin, Jr..... San Diego  
Mickey Lopez..... Milwaukee  
Charlie Cruz..... Atlanta  
Mike Bell..... Montreal  
Phil Olson..... New York (NL)  
Randy Hodges..... Atlanta

**-1994-**

Paul Wilson..... New York (NL)  
Link Jarrett..... Colorado  
Colby Weaver..... Atlanta  
Jack Niles..... New York (NL)

**-1993-**

John Wasdin..... Oakland  
Mike Schmitz..... New York (AL)  
Bryan Harris..... California  
John Nedeau..... California  
Jeff Tam..... New York (NL)

**-1992-**

Chris Roberts..... New York (NL)  
Kenny Felder..... Milwaukee  
Roger Bailey..... Colorado  
Tim Davis..... Seattle  
Chris Brock..... Atlanta  
Nandy Serrano..... California  
Jim Rushworth..... Montreal

**-1991-**

Garrett Blanton..... St. Louis  
Pedro Grifol..... Minnesota

Ricky Kimball..... Oakland  
Jimmy Lewis..... Houston  
Eduardo Perez..... California  
Kenny Robinson..... Toronto

**-1990-**

Rob Bargas..... Montreal\*  
Mike Brady..... Los Angeles  
Matt Dunbar..... New York (AL)  
Gar Finnold..... Boston  
Brad Gregory..... California\*  
Gary Painter..... Boston  
Marc Ronan..... St. Louis

**-1989-**

Clyde Keller..... St. Louis  
Tim Nedin..... Minnesota

**-1988-**

Edwin Alicea..... Atlanta  
Barry Blackwell..... Cleveland  
Rod Byerly..... Pittsburgh  
Bret Davis..... Montreal  
Jerry Nielsen..... New York (AL)  
Deion Sanders..... New York (AL)

**-1987-**

Rafael Bournigal..... Los Angeles  
Ed Fulton..... St. Louis  
Richie Lewis..... Montreal  
Jose Marzan..... Minnesota  
Chris Pollack..... Montreal  
Steve Taddeo..... New York (AL)  
John Wanish..... Los Angeles

## FSU's First Round Draft Choices

PLAYER, POSITION	YEAR DRAFTED	TEAM
Jim Lyttle, OF	1966	New York (AL)
Tom Cook, C	1968	Oakland
Terry Kennedy, C	1977	St. Louis
Jeff Ledbetter, OF	1982	Boston
Luis Alicea, 2B	1986	St. Louis
Eduardo Perez, 1B/OF	1991	California
Chris Roberts, P/OF	1992	New York (NL)
Kenny Felder, OF	1992	Milwaukee
John Wasdin, P	1993	Oakland
Paul Wilson, P	1994	New York (NL)
Jonathan Johnson, P	1995	Texas
David Yocum, P	1995	Los Angeles
J.D. Drew, OF	1997	Philadelphia
J.D. Drew, OF	1998	St. Louis
Nick Stocks, P	1999	St. Louis

**-1986-**

Eric Mangham ..... Los Angeles  
 Paul Sorrento ..... California  
 Luis Alicea ..... St. Louis  
 Bien Figueroa ..... St. Louis  
 Doug Little ..... Chicago (AL)  
 Mike Loynd ..... Texas

**-1985-**

Frank Fazzini ..... Milwaukee  
 Kevin Smith ..... Houston  
 Steve Gelmine ..... Houston  
 -1984-  
 Jody Reed ..... Boston  
 Jeff Gray ..... Philadelphia  
 Doug Treadway ..... Los Angeles

**-1983-**

Bruce Tanner ..... Chicago (AL)  
 David Smalley ..... New York (AL)  
 Mike Yastrzemski ..... Atlanta  
 Tony Blaszczak ..... Pittsburgh  
 Mark Barineau ..... Cleveland

**-1982-**

Jeff Ledbetter ..... Boston  
 Chris Cawthon ..... Cleveland  
 Jay Keeler ..... Cleveland  
 Tim Phillips ..... Toronto  
 Jamey Shouppe ..... Houston  
 Allen Swindle ..... Cincinnati

**-1981-**

Mike Fuentes ..... Montreal  
 Clem Freeman ..... Cincinnati  
 Rick Hatcher ..... Atlanta  
 Joe Licata ..... New York (AL)  
 Ed Schneider ..... Toronto

**-1980-**

Ken Smith ..... New York (AL)  
 Jim Weaver ..... Minnesota

**-1979-**

Craig Patterson ..... Kansas City  
 Joe Nichols ..... Montreal  
 Rick Holloway ..... Oakland

**-1978-**

Blane McDonald ..... Atlanta  
 Mark Gilbert ..... Chicago (AL)  
 Brooks Carey ..... Baltimore  
 Bob Benda ..... Detroit

**-1977-**

Guillermo Bonilla ..... Cleveland  
 Ben Curry ..... Cleveland  
 Larry Jones ..... Baltimore  
 Terry Kennedy ..... St. Louis  
 Carlos Lezcano ..... Chicago (NL)  
 Jim McArdle ..... Cincinnati  
 Rick McGlone ..... Kansas City  
 Mike McLeod ..... New York (AL)  
 Jackie Smith ..... Chicago (AL)  
 Joel Hicks ..... Chicago (AL)

**-1976-**

Craig Eaton ..... Kansas City  
 Jeff Hardy ..... Chicago (AL)  
 Bob Mayer ..... Cincinnati

**-1975-**

Jim Busby ..... Pittsburgh  
 Randy Davidson ..... Cincinnati  
 Danny O'Brien ..... St. Louis  
 Larry Rothschild ..... Cincinnati  
 Steve Tebbetts ..... Cincinnati

**-1974-**

Ron Herring ..... Montreal  
 Marty Maier ..... Kansas City

**-1973-**

John Librandi ..... Pittsburgh  
 Rick Colzie ..... Cincinnati  
 Roger Smith ..... California  
 Rick Snyder ..... Minnesota  
 Rick Langford ..... Kansas City

**-1972-**

Dave Nichols ..... Minnesota  
 Dan Roatche ..... Boston  
 Herb Sykes ..... St. Louis

**-1971-**

Ron Cash ..... Detroit  
 Al Cleveland ..... Detroit  
 Greg Gromek ..... Detroit  
 Mike Leber ..... Boston  
 Harry Saferight ..... Philadelphia  
 Mac Scarce ..... Philadelphia

**-1970-**

Gene Ammann ..... Milwaukee  
 John Grubb ..... San Diego  
 Tom Henson ..... Cincinnati  
 Dick Nichols ..... Boston  
 Mike Slade ..... Texas  
 Pat Osburn ..... Cincinnati

**-1969-**

Mike Easom ..... Montreal  
 Jim Gurzynski ..... Los Angeles  
 Chuck Hines ..... Pittsburgh  
 Jeff Hogan ..... Detroit  
 George Lott ..... Montreal  
 Dave Moates ..... Texas  
 Craig Skok ..... Boston  
 Dick Gold ..... Chicago (AL)  
 Chuck Cone ..... San Diego


**-1968-**

Tom Cook ..... Oakland  
 Steve Mastin ..... Oakland  
 Wayne Vincent ..... Seattle  
 LaDon Boyd ..... Oakland

**-1966-**

Jim Lyttle ..... New York (AL)  
 Gary Sprague ..... Cleveland  
 Eddie Howell ..... Kansas City  
 Dick Fernandez ..... Kansas City  
 Randy Brown ..... California  
 Pete Sarron ..... Cleveland  
 Mike Martin ..... New York (NL)  
 Maury Hopkins ..... New York (NL)

*\*Drafted by independent minor league team first, then picked up by team listed.*



*J.D. Drew, St. Louis Cardinals*













## FLORIDA STATE AND THE COLLEGE WORLD SERIES

Florida State's seniors have an opportunity this season to accomplish what no other Seminole senior class has ever done — advance to the College World Series in each of their four years. FSU's success in its last two visits to the CWS have left this year's team hungrier for a return trip than ever before.

In 1999, the Seminoles won three straight games in Omaha as they rallied to defeat Stanford in extra innings, a game many called the most exciting in CWS history. That victory led to a berth in the national title game against Miami, where FSU fell one run short. Marshall McDougall was named the CWS Most Outstanding Player.

Florida State's half of the bracket in the 2000 College World Series included a who's who of college baseball. Joining the Tribe were Southern California, Texas and Louisiana State. After dropping the first game against USC, the Seminoles called on past experience to win their next two games and advance to the final four. A hard-fought loss to eventual national champion LSU gave FSU its second straight final ranking among the nation's top three.

Florida State has made 18 trips to the College World Series — the fourth-best total in NCAA history — and 38 appearances in the NCAA Baseball Tournament — the second-best total in NCAA history.



# 2001 Florida State Baseball Schedule

## February

Sat.	3	Western Kentucky University	Tallahassee	2:00
Sun.	4	Western Kentucky University	Tallahassee	1:00
Fri.	9	Stanford University	Stanford, CA	6:00
Sat.	10	Stanford University	Stanford, CA	1:00
Sun.	11	Stanford University	Stanford, CA	1:00
Sat.	17	Florida	Tallahassee	*2:00
Sun.	18	Florida	Tallahassee	2:00
Sat.	24	Florida	Gainesville	*4:00
Sat.	25	Florida	Gainesville	1:30
Tue.	27	Appalachian State University	Tallahassee	3:30
Wed.	28	Appalachian State University	Tallahassee	3:30

## March

Thr.	1	Florida Marlins	Melbourne	1:05
Fri.	2	Michigan State University	Tallahassee	6:00
Sat.	3	Michigan State University	Tallahassee	2:00
Sun.	4	Michigan State University	Tallahassee	1:00
Tue.	6	St. Joseph's University	Tallahassee	6:00
Wed.	7	St. Joseph's University	Tallahassee	3:30
Fri.	9	University of Virginia	Tallahassee	6:00
Sat.	10	University of Virginia	Tallahassee	6:00
Sun.	11	University of Virginia	Tallahassee	*1:00
Mon.	12	Northern Iowa University	Tallahassee	6:00
Tue.	13	Northern Iowa University	Tallahassee	6:00
Wed.	14	Liberty University	Tallahassee	6:00
Fri.	16	North Carolina State	Raleigh, NC	7:00
Sat.	17	North Carolina State	Raleigh, NC	1:00
Sun.	18	North Carolina State	Raleigh, NC	1:30
Tue.	20	University of Akron	Tallahassee	6:00
Wed.	21	University of Akron	Tallahassee	6:00
Fri.	23	North Carolina	Tallahassee	*7:00
Sat.	24	North Carolina	Tallahassee	**1:00
Sun.	25	North Carolina	Tallahassee	1:00
Tue.	27	The Citadel	Tallahassee	6:00
Wed.	28	The Citadel	Tallahassee	3:30
Fri.	30	Wake Forest	Tallahassee	7:00
Sat.	31	Wake Forest	Tallahassee	*7:00

## April

Sun.	1	Wake Forest	Tallahassee	1:00
Tues.	3	Mercer University	Tallahassee	6:00
Fri.	6	Clemson University	Tallahassee	7:00
Sat.	7	Clemson University	Tallahassee	*7:00
Sun.	8	Clemson University	Tallahassee	1:00
Tue.	10	Mercer University	Tallahassee	6:00
Wed.	11	Jacksonville University	Tallahassee	6:00
Fri.	13	University of Miami	Miami	***7:00
Sat.	14	University of Miami	Miami	***7:00
Sun.	15	University of Miami	Miami	***12:00
Wed.	18	Jacksonville University	Jacksonville	7:00
Fri.	20	University of Miami	Tallahassee	7:00
Sat.	21	University of Miami	Tallahassee	*7:00
Sun.	22	University of Miami	Tallahassee	1:00
Fri.	27	Georgia Tech	Atlanta, GA	***7:30
Sat.	28	Georgia Tech	Atlanta, GA	**1:00
Sun.	29	Georgia Tech	Atlanta, GA	*1:30


## May

Fri.	4	University of Maryland	College Park, MD	7:00
Sat.	5	University of Maryland	College Park, MD	7:00
Sun.	6	University of Maryland	College Park, MD	1:00
Fri.	11	Duke University	Durham, NC	*7:00
Sat.	12	Duke University	Durham, NC	7:00
Sun.	13	Duke University	Durham, NC	*2:00
Tue.-Sun.	15-20	ACC Tournament	Fort Mill, SC	TBA
Fri.-Sun.	24-27	NCAA Regional	TBA	TBA

## June

Fri.-Sun.	1-3	NCAA Super Regional	TBA	TBA
Fri.-Sat.	8-16	College World Series	Omaha, NE	TBA

\*Sunshine Network; \*\*ACC TV; \*\*\*FOX



#37 CHRIS GINN  
Senior, LHP



#26 SCOTT BOYD  
Senior, 3B



#4 JOHN BENTLEY  
Senior, RHP

