


2001 REVIEW

- 2001 YEAR IN REVIEW
- HONOR ROLL
- STATISTICS
- THE LAST TIME IT HAPPENED
- GAME HIGHS
- RESULTS
- GAME-BY-GAME RECAPS
- ACC STATISTICS



2001: A LOOK BACK



Ryan Barthelemy



John-Ford Griffin



Blair Varnes

Coach Mike Martin

Ryan Barthelemy, John-Ford Griffin and Blair Varnes represented the Seminoles on the All-ACC first team. Griffin was named the ACC Player of the Year while head coach Mike Martin was voted ACC Coach of the Year for the fourth time. FSU won the ACC regular season title with a league record of 20-4.

Florida State evened the NCAA Super Regional with Georgia at one game apiece behind a 3-for-5 performance by Nick Rogers, who had two RBI and scored two runs in FSU's 11-6 win. The Bulldogs took game three by a score of 8-3 to advance to the College World Series.



Nick Rogers

In Florida State's 9-6 victory over Auburn in the final game of the NCAA Regional, Richie Smith's solo home run tied the game at six in the bottom of the eighth inning and John-Ford Griffin recorded the game-winning RBI when he doubled home Jeff Probst. Griffin went on to be named the regional tournament's most outstanding player as FSU advanced to the NCAA Super Regional.

Richie Smith

John-Ford Griffin signed with the New York Yankees after being drafted with the 23rd pick in the first round of the 2001 MLB Draft. He was named one of five finalists for the Golden Spikes Award. Griffin led the 2001 Seminoles with a .450 batting average, 19 home runs, 30 doubles and 75 RBI. He finished with a career batting average of .427, well ahead of J.D. Drew's former school record of .391. Griffin became the third Seminole in five years to be named a consensus All-American (Drew and Marshall McDougall). His .427 career average is the highest all-time in the ACC and ranks 16th in NCAA Division I history.

John-Ford Griffin, left; Tony Richie, above

Catcher Tony Richie was named a Collegiate Baseball Freshman All-American in his first year with the Tribe. Richie was one of the nation's top hitters down the stretch last season. He went 24-of-49 (.490) with one homer, six doubles, eight runs and 13 RBI in his last 12 games. He was named to both the ACC and NCAA Regional All-Tournament teams.

2001 HONOR ROLL

1B RYAN BARTHELEMY

1st Team ABCA All-Region Team
 NCAA All-Regional Team
 1st Team All-ACC
 ACC Player of the Week (5/7)

OF JOHN-FORD GRIFFIN

1st Team *Collegiate Baseball* All-American
 1st Team *USA Today Baseball Weekly* All-American
 1st Team *Baseball America* All-American
 1st Team NCBWA All-American
 1st Team ABCA All-American
 Golden Spikes Award Finalist
 Smith Award Semifinalist
 NCAA Regional Most Outstanding Player
 1st Team ABCA All-Region Team
 NCAA All-Regional Team



Jeff Probst

ACC Player of the Year
 1st Team All-ACC
 ACC All-Tournament Team
 ACC Player of the Week (4/2 & 5/14)

OF KARL JERNIGAN

2nd Team All-ACC
 ACC Player of the Week (3/26)

LHP MATT LYNCH

2nd Team All-ACC

RHP JUSTIN LORD

2nd Team All-ACC

HEAD COACH MIKE MARTIN

ACC Coach of the Year

LHP TRENT PETERSON

Honorable Mention *Collegiate Baseball*
 Freshman All-American

IF JEFF PROBST

Honorable Mention *Collegiate Baseball*
 Freshman All-American
 NCAA All-Regional Team

C TONY RICHIE

Collegiate Baseball Freshman All-American
 NCAA All-Regional Team
 ACC All-Tournament Team

OF NICK ROGERS

NCAA All-Regional Team

RHP ERIC ROMAN

NCAA All-Regional Team

RHP BLAIR VARNES

2nd Team ABCA All-Region Team
 1st Team All-ACC
 ACC Player of the Week (3/12)

2001 STATISTICS

Record: 47-19 • Home: 29-5 • Away: 11-10 • Neutral: 7-4 • Conference: 20-4

BATTING

PLAYER	AVG	GP-GS	AB	R	H	2B	3B	HR	RBI	TB	SLG%	BB	HBP	SO	GDP	OB%	SF	SH	SB-ATT	PO	A	E	FLD%
Griffin	.450	65-65	251	79	113	30	0	19	75	200	.797	50	4	23	3	.542	3	0	11-15	106	5	8	.933
Rogers	.351	58-50	185	45	65	17	1	6	38	102	.551	29	6	37	2	.441	7	0	20-28	83	2	3	.966
Futrell	.345	64-58	223	45	77	13	2	8	56	118	.529	27	6	45	4	.418	7	3	6-9	27	1	2	.933
Barthelemy	.343	66-66	280	55	96	22	5	14	72	170	.607	20	8	43	6	.394	7	1	3-5	461	53	8	.985
Jernigan	.305	57-57	200	52	61	16	2	5	44	96	.480	25	23	27	6	.431	5	2	28-32	122	7	3	.977
Richie	.291	58-57	206	27	60	15	1	3	32	86	.417	11	3	36	10	.332	3	2	1-1	432	33	4	.991
Zech	.282	57-56	213	50	60	10	0	2	25	76	.357	26	14	39	0	.394	1	1	4-7	123	152	21	.929
Groves	.272	27-27	81	16	22	6	0	0	14	28	.346	19	7	9	3	.440	2	2	14-17	53	71	14	.899
Probst	.267	57-42	161	31	43	11	1	2	27	62	.385	25	5	36	4	.378	2	2	2-4	57	94	12	.926
McQuade	.259	25-2	27	7	7	5	0	0	4	12	.444	5	0	9	1	.375	0	0	1-1	8	0	0	1.000
Hart	.257	38-21	74	9	19	3	1	1	11	27	.365	13	2	13	4	.382	0	1	3-6	41	36	6	.928
Toole	.223	56-48	184	34	41	7	3	2	17	60	.326	23	6	38	3	.327	1	1	5-8	49	87	20	.872
Cole	.211	39-21	71	15	15	2	0	3	11	26	.366	19	2	19	2	.379	3	0	0-1	24	0	1	.960
Smith	.207	45-11	58	20	12	1	1	2	10	21	.362	14	4	20	2	.390	1	2	2-2	28	0	2	.933
McCaleb	.185	32-11	54	10	10	2	0	0	5	12	.222	6	3	9	0	.302	0	1	1-1	105	9	1	.991
Boyd	.118	16-2	17	5	2	1	0	0	2	3	.176	1	4	7	0	.318	0	0	0-0	17	3	1	.952
Roman	.000	1-0	1	0	0	0	0	0	0	0	.000	0	0	0	0	.000	0	0	0-0	0	4	0	1.000
Whidden	.000	1-0	1	0	0	0	0	0	0	0	.000	0	0	0	0	.000	0	0	0-0	2	4	1	.857
Totals	.307	66-66	2287	500	703	161	17	67	443	1099	.481	313	97	410	50	.406	42	18	101-137	1765	633	115	.954
Opponents	.262	66-66	2280	301	598	109	3	44	259	845	.371	204	66	520	49	.338	19	25	37-71	1701	664	91	.963

LOB - Team (557), Opp (528). DPs turned - Team (64), Opp (57). TPs turned - Team (0), Opp (1). CI - Team (0), Opp (1). IBB - Team (15), Griffin 6, Rogers 2, Barthelemy 2, Jernigan 1, Futrell 1, Zech 1, Groves 1, Probst 1, Opp (13). Picked off - Jernigan 2, Rogers 2, Toole 2, Zech 1.

PITCHING

PLAYER	ERA	W-L	APP	GS	CG	SHO/CBO	SV	IP	H	R	ER	BB	SO	2B	3B	HR	AB	B/AVG	WP	HBP	BK	SFA	SHA
Jernigan	0.00	0-0	1	0	0	0/1	0	1.0	0	0	0	0	2	0	0	0	3	.000	0	0	0	0	0
Roman	0.89	4-2	27	0	0	0/0	1	40.1	24	13	4	14	30	3	0	2	144	.167	5	8	0	1	0
Bentley	1.93	0-0	4	0	0	0/0	0	4.2	6	1	1	0	7	0	0	1	19	.316	0	0	0	0	0
Ginn	2.92	0-0	20	0	0	0/2	0	12.1	12	4	4	6	9	3	0	1	49	.245	1	2	1	0	1
Hodges	3.05	4-3	27	0	0	0/1	4	59.0	65	26	20	15	55	7	1	5	230	.283	1	2	0	5	3
Peterson	3.16	5-1	16	9	1	0/1	0	57.0	50	24	20	20	45	8	0	1	211	.237	8	7	0	1	2
Lord	3.26	2-3	30	0	0	0/2	11	30.1	39	18	11	9	34	7	0	2	132	.295	1	1	0	1	1
Whidden	3.54	1-0	16	0	0	0/0	1	20.1	23	11	8	4	16	2	1	0	80	.287	4	4	0	1	2
Lynch	3.61	9-2	18	15	1	1/1	0	97.1	111	53	39	37	85	26	0	8	385	.288	6	6	1	4	6
Varnes	3.61	9-1	18	18	1	0/1	0	114.2	113	56	46	27	93	24	0	11	434	.260	3	9	2	3	5
Read	4.08	7-5	20	15	0	0/0	0	86.0	86	55	39	38	87	19	1	7	339	.254	6	20	1	1	4
LaMacchia	4.72	5-2	16	9	0	0/0	0	53.1	58	33	28	25	47	9	0	6	211	.275	7	7	0	1	1
Pearson	5.25	1-0	11	0	0	0/0	0	12.0	11	7	7	9	10	1	0	0	43	.256	1	0	1	1	0
Totals	3.47	47-19	66	66	3	4/3	17	588.1	598	301	227	204	520	109	3	44	2280	.262	43	66	6	19	25
Opponents	6.79	19-47	66	66	2	0/0	9	567.0	703	500	428	313	410	161	17	67	2287	.307	53	97	13	42	18

PB - Team (6), Richie 5, McCaleb 1, Opp (9). Pickoffs - Team (15), Lynch 4, Peterson 3, Varnes 2, Richie 2, Read 2, Bentley 1, Hodges 1, Opp (7). SBA/ATT - Richie (34-52), Lynch (11-20), Varnes (5-14), McCaleb (2-8), Roman (7-7), Peterson (2-6), Read (2-6), LaMacchia (2-5), Lord (3-4), N. Whidden (1-4), Pearson (2-3), Hodges (1-1), Ginn (1-1).

FIELDING

PLAYER	C	PO	A	E	FLD%	DPs	SBA	CSB	SBA%	PB	CI
Hodges	12	3	9	0	1.000	1	1	0	1.000	0	0
McQuade	8	8	0	0	1.000	0	0	0	—	0	0
Lord	5	0	5	0	1.000	0	3	1	.750	0	0
Roman	4	0	4	0	1.000	1	7	0	1.000	0	0
Pearson	2	1	1	0	1.000	0	2	1	.667	0	0
Bentley	1	0	1	0	1.000	0	0	0	—	0	0
Richie	469	432	33	4	.991	1	34	18	.654	5	0
McCaleb	115	105	9	1	.991	1	2	6	.250	1	0
Barthelemy	522	461	53	8	.985	52	0	0	—	0	0
Jernigan	132	122	7	3	.977	4	0	0	—	0	0
Rogers	88	83	2	3	.966	0	0	0	—	0	0
Cole	25	24	0	1	.960	2	0	0	—	0	0
Boyd	21	17	3	1	.952	2	0	0	—	0	0
Lynch	20	3	16	1	.950	0	11	9	.550	0	0
Futrell	30	27	1	2	.933	0	0	0	—	0	0
Smith	30	28	0	2	.933	0	0	0	—	0	0
Griffin	119	106	5	8	.933	1	0	0	—	0	0
Zech	296	123	152	21	.929	31	0	0	—	0	0
Hart	83	41	36	6	.928	6	0	0	—	0	0
Probst	163	57	94	12	.926	20	0	0	—	0	0
LaMacchia	13	2	10	1	.923	1	2	3	.400	0	0
Peterson	11	3	7	1	.909	0	2	4	.333	0	0
Read	20	9	9	2	.900	1	2	4	.333	0	0
Varnes	20	4	14	2	.900	1	5	9	.357	0	0
Groves	138	53	71	14	.899	22	0	0	—	0	0
Toole	156	49	87	20	.872	17	0	0	—	0	0
Whidden	7	2	4	1	.857	0	1	3	.250	0	0
Ginn	3	2	0	1	.667	0	1	0	1.000	0	0
Totals	2513	1765	633	115	.954	64	37	34	.521	6	0
Opponents	2456	1701	664	91	.963	57	101	36	.737	9	1

INNING-BY-INNING SUMMARY

	1	2	3	4	5	6	7	8	9	EX	TOTAL
Florida State	56	74	47	64	38	81	44	60	34	2	500
Opponents	30	21	31	38	35	33	38	36	36	3	301

WIN-LOSS SUMMARY

	W	L	T	PCT
Total	47	19	0	.712
Conference	20	4	0	.833
Non-Conf	27	15	0	.643
Home	29	5	0	.853
Away	11	10	0	.524
Neutral	7	4	0	.636
Day	28	13	0	.683
Nite	19	6	0	.760
vs Left	10	6	0	.625
vs Right	37	13	0	.740
1-Run games	11	7	0	.611
2-Run games	1	2	0	.333
5+Run games	25	4	0	.862
Extra inns	2	3	0	.400
Shutouts	4	0	0	1.000

GENERAL SUMMARY

Current streak Lost 1
 Longest winning streak 14
 Longest losing streak 4

Home attendance 79,999 (34 dates avg = 2,352)
 Away attendance 80,773 (32 dates avg = 2,524)
 Total attendance 160,772 (66 dates avg = 2,435)



Richie Smith

THE LAST TIME IT HAPPENED

Extra Innings

Won: March 31, 2001 vs. Wake Forest (10 innings); Final Score: FSU 6, Wake Forest 5

Lost: June 2, 2001 at Georgia - NCAA Super Regional (10 innings); Final Score: Georgia 8, FSU 7

Multi HR Game For An Individual Player

FSU: May 11, 2001, John-Ford Griffin (2 HR) at Duke; Final Score: FSU 12, Duke 3

Opponent: June 3, 2001, Jeff Keppinger (2 HR) at Georgia - NCAA Super Regional; Final Score: FSU 11, Georgia 6

Team Hit Three HRs In An Inning

FSU: May 8, 1999, Marshall McDougall, John Halliday, Kevin Cash vs Maryland; **Final Score:** FSU 14, Maryland 4

Complete Game Pitched

FSU: May 19, 2001, Trent Peterson (9.0 IP) vs. Wake Forest - ACC Tournament; Final Score: FSU 15, Wake Forest 2

Opponent: March 14, 2001, Danny Valentin (6.0 IP - rain shortened), Liberty; Final Score: FSU 1, Liberty 0

Shut Out

FSU: March 27, 2001 vs. The Citadel; Final Score: FSU 3, The Citadel 0

Opponent: April 22, 2000 vs Georgia Tech; **Final Score:** Georgia Tech 5, FSU 0

Back-To-Back HRs

FSU: June 16, 1999 vs Cal St. Fullerton (CWS) Marshall McDougall, Matt Diaz (3rd inn.); **Final Score:** FSU 7, Cal St. Fullerton 2

Opponent: February 12, 2000 vs. Stanford, Billy Jacobson, Chris O'Riordan (10th inn.); **Final Score:** Stanford 8, FSU 6

5+ Hit Game

FSU: May 11, 2001, John-Ford Griffin (5-for-6) vs. Duke; Final Score: FSU 12, Duke 3

Opponent: May 26, 1990, Burke Masters of Mississippi State (NCAA South II Regional Tournament); **Final Score:** MSU 11, FSU 8


Grand Slam

FSU: March 10, 2001, Ryan Barthelemy vs. Virginia; Final Score: FSU 16, Virginia 1

Opponent: May 21, 1998, Steve Wright, Liberty (NCAA Regional); **Final Score:** FSU 10, Liberty 7.

Lead off HR

FSU: February 20, 2000, Karl Jernigan vs Florida; **Final**



Ryan Barthelemy

Score: FSU 17, Florida 8

Opponent: April 29, 2000, Craig Lee, NC State; **Final Score:** FSU 8, NC State 2

No Hitter

FSU: February 18, 1998, Chris Chavez vs Charleston Southern; **Final Score:** FSU 13, Charleston Southern 0

Opponent: March 26, 1993, Terry Harvey, NC State; **Final Score:** NC State 8, FSU 0

Multiple Players With Four Or More Hits In A Game

FSU: June 18, 1999, Marshall McDougall (4 for 7) and Ryan Barthelemy (4 for 7) vs Stanford (CWS); **Final Score:** FSU 14, Stanford 11

Last Time A Player Went 5-for-5

FSU: May 9, 1999, Marshall McDougall vs Maryland (7-for-7); **Final Score:** FSU 26, Maryland 2

Last Time A Player Hit For The Cycle

(Single, Double, Triple, Home Run)

FSU: March 7, 2000, Chris Smith vs St. Joseph's; **Final Score:** FSU 15, St. Joseph's 2


2001 GAME HIGHS

TEAM GAME HIGHS BATTING

At bats: 59 - vs NC State (Mar 16, 2001)
Runs scored: 19 - vs Florida (Feb 17, 2001)
Hits: 20 - vs Duke (May 11, 2001); vs Wake Forest (May 19, 2001)
RBIs: 16 - vs Florida (Feb 17, 2001); vs Univ. of Virginia (Mar 10, 2001)
Doubles: 7 - vs Maryland (May 5, 2001); vs Wake Forest (May 19, 2001)
Triples: 2 - vs NC State (Mar 18, 2001); vs Wake Forest (Mar 30, 2001); vs Jacksonville (Apr 11, 2001); vs Auburn (May 26, 2001)
Home runs: 4 - vs Maryland (May 6, 2001); vs Georgia (Jun 3, 2001)
Total bases: 33 - vs Maryland (May 5, 2001); vs Wake Forest (May 19, 2001)
Walks: 12 - vs St. Joseph's (Mar 6, 2001)
Strikeouts: 13 - vs NC State (Mar 16, 2001); vs Jacksonville (Apr 18, 2001)
Sac hits: 2 - vs NC State (Mar 16, 2001); vs Miami (Apr 21, 2001); vs Wake Forest (May 19, 2001)
Sac flies: 3 - vs North Carolina (Mar 23, 2001)
Stolen bases: 6 - vs St. Joseph's (Mar 7, 2001); vs Northern Iowa (Mar 13, 2001)
Hit by pitch: 5 - vs Florida (Feb 25, 2001); vs Michigan State (Mar 4, 2001)
Caught stealing: 3 - vs St. Joseph's (Mar 7, 2001); vs Wake Forest (May 19, 2001)
Runners LOB: 14 - vs Northern Iowa (Mar 13, 2001)
Hit into DP: 4 - vs Maryland (May 5, 2001)

FIELDING

Putouts: 42 - vs NC State (Mar 16, 2001)
Assists: 20 - vs Florida (Feb 18, 2001)
Errors: 5 - vs Appalachian State (Feb 28, 2001); vs Georgia Tech (Apr 27, 2001)



Bryan Zech

Passed balls: 2 - vs Florida (Feb 17, 2001)
DPs turned: 4 - vs Georgia Tech (Apr 28, 2001)

PITCHING

Innings pitched: 14.0 - vs NC State (Mar 16, 2001)
Strikeouts: 15 - vs Wake Forest (Mar 30, 2001)
Hits allowed: 3 - vs Michigan State (Mar 2, 2001); vs Jacksonville (Apr 18, 2001)
Wild pitches: 4 - vs Akron (Mar 20, 2001)
Hit batters: 4 - vs North Carolina (Mar 25, 2001); vs Georgia (Jun 4, 2001)

INDIVIDUAL GAME HIGHS BATTING

At bats: 7 - Scott Toole vs NC State (Mar 16, 2001); Ryan Barthelemy vs NC State (Mar 16, 2001); Bryan Zech vs NC State (Mar 16, 2001); Karl Jernigan vs NC State (Mar 16, 2001)
Runs scored: 4 - Ryan Barthelemy vs Akron (Mar 21, 2001)
Hits: 5 - Mike Futrell vs NC State (Mar 16, 2001); John-Ford Griffin vs Duke (May 11, 2001)
RBIs: 5 - (7 players tied)
Doubles: 2 - (14 players tied)
Triples: 2 - Scott Toole vs Jacksonville (Apr 11, 2001)
Home runs: 2 - Chris Cole vs Michigan State (Mar 4, 2001); Ryan Barthelemy vs Maryland (May 5, 2001); John-Ford Griffin vs Duke (May 11, 2001)
Total bases: 12 - John-Ford Griffin vs Duke (May 11, 2001)
Walks: 3 - (6 players tied)
Strikeouts: 3 - (8 players tied)
Sac hits: 1 - (18 players tied)
Sac flies: 2 - Chris Cole vs Akron (Mar 21, 2001); Mike Futrell vs Wake Forest (Apr 1, 2001)
Stolen bases: 3 - (5 players tied)
Hit by pitch: 3 - Karl Jernigan vs St. Joseph's (Mar 06, 2001)
Caught stealing: 1 - (36 players tied)
Runners LOB: 7 - Tony Richie vs Akron (Mar 20, 2001)

FIELDING

Putouts: 14 - Tony Richie vs Wake Forest (Mar 30, 2001)
Assists: 8 - Bryan Zech vs Florida (Feb 18, 2001)
Errors: 3 - Ryan Barthelemy vs Western Kentucky (Feb 4, 2001); 3 - Scott Toole vs Georgia Tech (May 17, 2001)
Passed balls: 1 - (6 players tied)

PITCHING

Innings pitched: 9.0 - Blair Varnes vs Univ. of Virginia (Mar 10, 2001); Trent Peterson vs Wake Forest (May 19, 2001)
Strikeouts: 13 - Blair Varnes vs Wake Forest (Mar 30, 2001)
Wild pitches: 3 - Matt Lynch vs Akron (Mar 20, 2001)
Hit batters: 3 - Trent Peterson vs Citadel (Mar 28, 2001)

2001 RESULTS

GAME DATE	OPPOSING TEAM	SCORE	R	H	E	R	H	E	INNS	OVERALL	ACC	PITCHER OF RECORD	ATTEND	TIME
Feb 3	Western Kentucky	W 5-4	5	8	1/	4	9	0	9	1-0-0	0-0-0	Varnes (W 1-0)	3691	2:25
Feb 4	Western Kentucky	W 8-4	8	10	4/	4	8	1	9	2-0-0	0-0-0	Read (W 1-0)	2672	2:44
Feb 9	at Stanford	2-6 L	2	3	2/	6	7	0	9	2-1-0	0-0-0	Varnes (L 1-1)	1325	2:40
Feb 10	at Stanford	2-5 L	2	4	2/	5	10	1	9	2-2-0	0-0-0	Lynch (L 0-1)	1736	2:50
Feb 11	at Stanford	2-8 L	2	4	4/	8	11	0	9	2-3-0	0-0-0	Read (L 1-1)	1817	2:38
Feb 17	Florida	W 19-6	19	18	2/	6	12	3	9	3-3-0	0-0-0	Lord (W 1-0)	4371	3:10
Feb 18	Florida	5-6 L	5	6	2/	6	12	2	9	3-4-0	0-0-0	Read (L 1-2)	4267	3:15
Feb 24	at Florida	2-3 L	2	4	2/	3	9	3	(10)	3-5-0	0-0-0	Roman (L 0-1)	4012	3:04
Feb 25	at Florida	W 13-11	13	16	2/	11	13	2	9	4-5-0	0-0-0	Lynch (W 1-1)	3854	3:59
Feb 27	Appalachian State	W 10-4	10	13	1/	4	10	3	9	5-5-0	0-0-0	Read (W 2-2)	1485	2:35
Feb 28	Appalachian State	W 7-4	7	11	5/	4	5	1	8	6-5-0	0-0-0	LaMacchia (W 1-0)	1239	2:41
Mar 2	Michigan State	W 7-4	7	8	3/	4	3	1	9	7-5-0	0-0-0	Varnes (W 2-1)	2089	2:46
Mar 3	Michigan State	W 10-5	10	10	4/	5	11	2	9	8-5-0	0-0-0	Hodges (W 1-0)	1887	3:00
Mar 4	Michigan State	W 9-5	9	11	2/	5	11	0	9	9-5-0	0-0-0	Read (W 3-2)	1949	2:58
Mar 6	St. Joseph's	W 16-4	16	11	2/	4	9	3	9	10-5-0	0-0-0	LaMacchia (W 2-0)	872	3:41
Mar 7	St. Joseph's	W 6-0	6	7	0/	0	11	0	9	11-5-0	0-0-0	Peterson (W 1-0)	1035	2:45
*Mar 10	Virginia	W 9-2	9	10	0/	2	8	3	9	12-5-0	1-0-0	Varnes (W 3-1)	2028	2:16
*Mar 10	Virginia	W 16-1	16	18	1/	1	5	2	9	13-5-0	2-0-0	Read (W 4-2)	2028	2:38
*Mar 11	Virginia	W 2-1	2	7	0/	1	8	0	9	14-5-0	3-0-0	LaMacchia (W 3-0)	2371	2:02
Mar 13	Northern Iowa	W 4-3	4	13	2/	3	6	0	9	15-5-0	3-0-0	Roman (W 1-1)	948	2:54
Mar 14	Liberty	W 1-0	1	3	1/	0	4	1	7	16-5-0	3-0-0	Lynch (W 2-1)	961	1:40
*Mar 16	at NC State	W 8-7	8	19	2/	7	10	1	(14)	17-5-0	4-0-0	N. Whidden (W 1-0)	631	4:11
*Mar 17	at NC State	2-4 L	2	9	4/	4	8	1	9	17-6-0	4-1-0	Read (L 4-3)	1232	2:22
*Mar 18	at NC State	W 12-3	12	14	1/	3	8	1	9	18-6-0	5-1-0	LaMacchia (W 4-0)	1637	2:20
Mar 20	Akron	W 8-2	8	11	4/	2	9	1	9	19-6-0	5-1-0	Lynch (W 3-1)	888	3:06
Mar 21	Akron	W 14-2	14	13	0/	2	6	2	9	20-6-0	5-1-0	Peterson (W 2-0)	899	2:26
*Mar 23	North Carolina	W 3-0	3	4	0/	0	10	0	9	21-6-0	6-1-0	Varnes (W 4-1)	2562	2:48
*Mar 24	North Carolina	W 12-6	12	16	1/	6	9	2	9	22-6-0	7-1-0	LaMacchia (W 5-0)	2407	2:56
*Mar 25	North Carolina	W 8-7	8	9	2/	7	9	1	9	23-6-0	8-1-0	Pearson (W 3-0)	1527	3:01
Mar 27	Citadel	W 3-0	3	7	1/	0	5	1	9	24-6-0	8-1-0	Lynch (W 4-1)	862	2:21
Mar 28	Citadel	2-5 L	2	5	0/	5	11	2	9	24-7-0	8-1-0	Lord (L 1-1)	885	3:01
*Mar 30	Wake Forest	W 12-3	12	12	0/	3	10	1	9	25-7-0	9-1-0	Varnes (W 5-1)	2867	2:37
*Mar 31	Wake Forest	W 6-5	6	10	1/	5	10	2	(10)	26-7-0	10-1-0	Lord (W 2-1)	2623	3:34
*Apr 1	Wake Forest	W 6-5	6	7	1/	5	11	1	9	27-7-0	11-1-0	Read (W 5-3)	2372	2:56
Apr 3	Mercer	W 15-1	15	15	0/	1	6	1	9	28-7-0	11-1-0	Peterson (W 3-0)	811	2:38
*Apr 6	Clemson	W 7-4	7	12	1/	4	7	1	9	29-7-0	12-1-0	Varnes (W 6-1)	4380	2:26
*Apr 7	Clemson	W 7-6	7	12	3/	6	10	1	9	30-7-0	13-1-0	Lynch (W 5-1)	4461	2:59
*Apr 8	Clemson	W 6-1	6	10	2/	1	5	0	9	31-7-0	14-1-0	Hodges (W 2-0)	3059	2:31
Apr 11	Jacksonville	W 9-4	9	13	1/	4	9	1	9	32-7-0	14-1-0	Peterson (W 4-0)	1733	2:37
Apr 13	at Miami	W 10-9	10	11	2/	9	16	1	9	33-7-0	14-1-0	Hodges (W 3-0)	4940	3:32
Apr 14	at Miami	4-5 L	4	7	2/	5	7	2	9	33-8-0	14-1-0	Lynch (L 5-2)	5643	3:08
Apr 15	at Miami	1-7 L	1	5	1/	7	11	0	9	33-9-0	14-1-0	LaMacchia (L 5-1)	2860	2:57
Apr 18	at Jacksonville	W 8-1	8	9	0/	1	3	1	9	34-9-0	14-1-0	Read (W 6-3)	2113	2:46
Apr 20	Miami	5-7 L	5	8	1/	7	9	2	9	34-10-0	14-1-0	Roman (L 1-2)	4736	2:52
Apr 21	Miami	6-9 L	6	10	4/	9	11	1	9	34-11-0	14-1-0	Hodges (L 3-1)	5051	3:15
Apr 22	Miami	4-7 L	4	8	3/	7	13	1	9	34-12-0	14-1-0	Read (L 6-4)	3983	3:36
*Apr 27	at Georgia Tech	8-9 L	8	9	5/	9	16	3	9	34-13-0	14-2-0	Lord (L 2-2)	2566	3:10
*Apr 28	at Georgia Tech	W 6-2	6	9	1/	2	10	0	9	35-13-0	15-2-0	Lynch (W 6-2)	2458	2:38
*Apr 29	at Georgia Tech	2-12 L	2	7	3/	12	12	3	9	35-14-0	15-3-0	Peterson (L 4-1)	3138	3:22
*May 4	at Maryland	W 8-1	8	14	2/	1	7	2	9	36-14-0	16-3-0	Varnes (W 7-1)	504	2:30
*May 5	at Maryland	W 11-5	11	17	2/	5	7	2	9	37-14-0	17-3-0	Lynch (W 7-2)	619	2:47
*May 6	at Maryland	W 13-1	13	16	1/	1	9	0	9	38-14-0	18-3-0	Read (W 7-4)	497	3:22
*May 11	at Duke	W 12-3	12	20	1/	3	9	2	9	39-14-0	19-3-0	Varnes (W 8-1)	365	2:28
*May 12	at Duke	W 12-4	12	14	3/	4	5	1	9	40-14-0	20-3-0	Lynch (W 8-2)	613	2:55
*May 13	at Duke	7-8 L	7	13	2/	8	9	2	9	40-15-0	20-4-0	Hodges (L 3-2)	435	2:57
^May 16	vs NC State	W 11-5	11	7	1/	5	8	7	9	41-15-0	20-4-0	Roman (W 2-2)	1575	2:47
May 17	vs Georgia Tech	5-6 L	5	14	4/	6	15	0	(10)	41-16-0	20-4-0	Hodges (L 3-3)	2527	3:27
May 18	vs Clemson	W 5-4	5	17	1/	4	7	0	9	42-16-0	20-4-0	Roman (W 3-2)	3826	2:35
May 19	vs Wake Forest	W 15-2	15	20	1/	2	5	1	9	43-16-0	20-4-0	Peterson (W 5-1)	3263	2:43
May 19	vs NC State	4-8 L	4	10	3/	8	10	0	9	43-17-0	20-4-0	LaMacchia (L 5-2)	3136	2:55
May 25	vs Bethune-Cookman	W 8-1	8	8	0/	1	6	4	9	44-17-0	20-4-0	Varnes (W 9-1)	3492	2:46
May 26	vs Auburn	W 10-6	10	11	2/	6	12	3	9	45-17-0	20-4-0	Roman (W 4-2)	4203	3:14
May 27	vs Auburn	W 9-6	9	15	2/	6	11	2	9	46-17-0	20-4-0	Hodges (W 4-3)	3826	2:30
Jun 2	vs Georgia	7-8 L	7	11	1/	8	15	1	(10)	46-18-0	20-4-0	Lord (L 2-3)	4290	3:21
Jun 3	vs Georgia	W 11-6	11	16	1/	6	9	1	9	47-18-0	20-4-0	Lynch (W 9-2)	4212	2:43
Jun 4	vs Georgia	3-8 L	3	4	0/	8	11	1	9	47-19-0	20-4-0	Read (L 7-5)	3428	2:43

() extra inning game

GAME-BY-GAME RECAP

Game 1

WESTERN KENTUCKY AT FLORIDA STATE

Feb 3, 2001 at Tallahassee Fla. (Dick Howser)

Western Kentucky 4 (0-1)

Player	AB	R	H	RBI	BB	SO	PO	A	LOB
LOWER cf	4	1	1	0	0	1	3	0	0
HOUDEK 2b	4	0	0	0	0	0	1	6	1
CLELAND rf	4	1	1	0	0	1	0	0	0
JOHNSON, D.J 1b	3	1	1	0	1	2	9	2	0
PACHOLKE dh	2	0	1	1	0	0	0	0	0
BOURQUE dh	0	0	0	0	1	0	0	0	0
MILLER ph	1	1	1	1	0	0	0	0	0
FOX lf	4	0	2	1	0	0	2	0	2
TOWNSEND 3b	3	0	0	0	1	0	0	0	1
RODRIGUEZ ss	4	0	2	1	0	1	1	1	0
POLSON c	2	0	0	0	0	1	6	2	0
CATTELL c	0	0	0	0	1	0	0	0	0
RANDELL pr	0	0	0	0	0	0	0	0	0
YAEGER c	1	0	0	0	0	0	0	0	0
HUTCHISON p	0	0	0	0	0	0	1	1	0
SADOWSKI p	0	0	0	0	0	0	1	0	0
Totals	32	4	9	4	4	6	24	12	5

Florida State 5 (1-0)

Player	AB	R	H	RBI	BB	SO	PO	A	LOB
Brett Groves ss	3	2	1	0	2	1	4	2	1
John-Ford Griffin lf	4	1	4	3	0	0	2	0	0
Ryan Barthelemy 3b	4	0	0	0	0	2	0	1	0
Tony Richie c	4	0	0	0	0	1	5	2	2
Blair McCaleb c	0	0	0	0	0	0	1	2	0
Chris Cole 1b	3	0	0	0	0	1	4	0	1
Scott Boyd ph/lb	0	0	0	0	0	0	0	0	0
Richie Smith cf	2	1	0	0	2	2	5	0	1
Tony McQuade dh	3	0	0	0	1	0	0	0	0
Mike Futrell rf	4	0	1	0	0	0	1	0	1
Scott Toole 2b	3	1	2	1	0	0	5	1	2
Blair Varnes p	0	0	0	0	0	0	0	1	0
Matt Lynch p	0	0	0	0	0	0	0	0	0
Brent Pearson p	0	0	0	0	0	0	0	0	0
Nick Whidden p	0	0	0	0	0	0	0	0	0
Totals	30	5	8	4	5	7	27	9	8

Score by Innings	R	H	E			
Western Kentucky	100	000	003	- 4	9	0
Florida State	110	000	30X	- 5	8	1

E - Futrell. DP - Hilltoppers 1; Seminoles 2. LOB - Hilltoppers 5; Seminoles 8. 2B - PACHOLKE; Groves. HR - Griffin. HBP - Boyd; Toole. SB - Griffin; Smith. CS - LOWER; FOX; TOWNSEND; Toole.

Western Kentucky	IP	H	R	ER	BB	SO	AB	BF	Florida State	IP	H	R	ER	BB	SO	AB	BF
HUTCHISON	6.0	6	2	2	4	6	22	26	Blair Varnes	5.0	2	1	0	1	4	17	18
SADOWSKI	2.0	2	3	3	1	1	8	11	Matt Lynch	3.0	2	0	0	2	2	9	11
									Brent Pearson	0.0	4	3	3	0	0	4	4
									Nick Whidden	1.0	1	0	0	1	0	2	3

Win - Varnes (1-0). Loss - HUTCHISON (0-1). Save - N. Whidden (1). WP - Lynch. HB - SADOWSKI 2. BK - HUTCHISON; Lynch.
 Umpires - Home: Al Davis 1st: Bruce Ravan 2nd: Landon Davis 3rd: Joe Correca
 Start: 2:20 EST Time: 2:25 Attendance: 3691 Game: WKU1 Pearson faced 4 batters in the 9th.

Game 2

WESTERN KENTUCKY AT FLORIDA STATE

Feb 4, 2001 at Tallahassee, Fla. (Dick Howser)

Western Kentucky 4 (0-2)

Player	AB	R	H	RBI	BB	SO	PO	A	LOB
LOWER cf	5	0	1	0	0	1	3	0	0
HOUDEK 2b/p	5	1	1	0	0	0	0	3	0
CLELAND rf	5	2	2	0	0	1	2	0	1
JOHNSON, D.J 1b	3	1	1	0	0	0	13	0	0
TURNER ph	1	0	0	0	0	0	0	0	0
MILLER 1b	1	0	0	0	0	0	0	1	2
PACHOLKE dh	1	0	0	0	0	0	0	0	0
BOURQUE ph	1	0	1	1	0	0	0	0	0
FOX lf	3	0	1	1	0	1	0	0	0
TOWNSEND 3b	2	0	0	1	1	2	0	4	1
RODRIGUEZ ss	4	0	0	0	0	1	1	3	5
POLSON c	3	0	1	0	0	0	5	1	0
CATTELL ph	1	0	0	0	0	0	0	0	0
BICONDOA p	0	0	0	0	0	0	0	0	0
BELCH p	0	0	0	0	0	0	0	0	0
WILHITE p/2b	0	0	0	0	1	0	0	0	0
Totals	35	4	8	3	2	6	24	12	9

Florida State 8 (2-0)

Player	AB	R	H	RBI	BB	SO	PO	A	LOB
Brett Groves ss	4	0	0	0	0	0	1	4	0
Ieff Probst ph/ss	1	0	0	0	0	0	0	1	1
John-Ford Griffin lf	3	0	1	0	2	0	4	0	0
Ryan Barthelemy 3b	4	1	2	1	1	0	1	3	0
Tony Richie c	4	1	2	0	0	0	6	0	2
Blair McCaleb c	0	0	0	0	0	0	0	0	0
Tony McQuade dh	4	2	1	0	1	2	0	0	2
Richie Smith cf	2	1	1	1	1	0	0	0	0
Chris Cole 1b	2	2	2	3	1	0	8	0	0
Scott Boyd 1b	1	0	0	0	0	1	1	0	2
Mike Futrell rf	3	1	0	1	0	1	3	0	0
Scott Toole 2b	3	0	0	0	0	1	1	2	4
Bryan Zech 2b	1	0	1	0	0	0	1	0	0
Robby Read p	0	0	0	0	0	0	0	0	0
Chris Ginn p	0	0	0	0	0	0	1	0	0
Marc LaMacchia p	0	0	0	0	0	0	0	0	0
Daniel Hodges p	0	0	0	0	0	0	0	0	0
Justin Lord p	0	0	0	0	0	0	0	0	0
Totals	32	8	10	6	6	5	27	10	11

Score by Innings R H E
 Western Kentucky 000 101 020 - 4 8 1
 Florida State 000 510 11X - 8 10 4
 E - BICONDOA; Barthelemy 3; Read. LOB - Hilltoppers 9; Seminoles 11. 2B - CLELAND; JOHNSON, D.J.; POLSON; Griffin; Barthelemy; Richie; McQuade.
 HR - Cole. HBP - PACHOLKE; FOX; McCaleb; Smith; Futrell. SF - TOWNSEND; Smith; Cole.

Western Kentucky	IP	H	R	ER	BB	SO	AB	BF	Florida State	IP	H	R	ER	BB	SO	AB	BF
BICONDOA	3.1	3	5	5	3	3	13	18	Robby Read	5.0	2	1	0	1	4	17	20
BELCH	1.0	3	1	1	1	0	5	7	Chris Ginn	1.0	2	1	1	0	1	5	5
WILHITE	0.2	0	0	0	0	0	2	2	Marc LaMacchia	1.0	0	0	0	0	1	3	3
HOUDEK	3.0	4	2	2	2	2	12	16	Daniel Hodges	1.0	3	2	2	1	0	5	7
									Justin Lord	1.0	1	0	0	0	0	5	5

Win - Read (1-0). Loss - BICONDOA (0-1). Save - None. WP - BICONDOA; Ginn. HB - HOUDEK; BICONDOA 2; Read 2.
 Umpires - Home: Bruce Ravan 1st: Joe Correia 3rd: Al Davis
 Start: 1:03 Time: 2:44 Attendance: 2672 Game: WKU2

Game 3

FLORIDA STATE AT STANFORD

Feb 9, 2001 at Palo Alto, CA (Sunken Diamond)

Florida State 2 (2-1)

Player	AB	R	H	RBI	BB	SO	PO	A	LOB
Bryan Zech 2b	2	0	0	1	2	1	2	3	0
John-Ford Griffin lf	4	0	0	0	0	0	1	0	2
Ryan Barthelemy 3b	4	0	0	0	0	1	1	0	1
Chris Cole dh	3	0	1	0	0	1	0	0	0
Richie Smith rf/cf	3	0	0	0	0	1	5	0	0
Tony Richie c	3	0	0	0	0	3	7	1	1
Blair McCaleb c	1	0	0	0	0	0	0	0	0
Chris Hart 1b	3	1	1	0	1	1	5	0	1
Brett Groves ss	1	0	0	0	1	0	1	2	0
Jeff Probst ss	0	1	0	0	1	0	0	0	0
Karl Jernigan cf	2	0	0	0	0	1	2	0	0
Mike Futrell rf	1	0	1	0	0	0	0	0	0
Blair Varnes p	0	0	0	0	0	0	0	0	0
Marc LaMacchia p	0	0	0	0	0	0	0	0	0
Trent Peterson p	0	0	0	0	0	0	0	0	0
Eric Roman p	0	0	0	0	0	0	0	1	0
Totals	27	2	3	1	5	9	24	7	5

Stanford 6 (5-3)

Player	AB	R	H	RBI	BB	SO	PO	A	LOB
O'Riordan 2b	4	1	2	0	0	0	2	4	0
VanZandt 1b	2	3	0	1	2	0	12	1	0
VanMeetren lf	4	0	3	3	0	1	0	0	0
Cooper dh	2	0	0	0	2	2	0	0	0
Dragicevich ss	3	0	0	1	0	0	4	4	1
Garko c	3	0	1	0	0	2	5	2	2
Gantenbein pr	0	0	0	0	0	0	0	0	0
Tirpack pr/c	1	0	0	0	0	0	2	0	2
Topham 3b	3	0	0	0	1	0	1	4	0
Quentin rf	4	1	1	0	0	0	0	0	0
Fuld cf	3	1	0	0	1	1	1	0	1
Guthrie p	0	0	0	0	0	0	0	1	0
Wodnicki p	0	0	0	0	0	0	0	0	0
McCally p	0	0	0	0	0	0	0	0	0
Totals	29	6	7	5	6	6	27	16	6

Score by Innings R H E
 Florida State 000 000 020 - 2 3 2
 Stanford 004 010 10X - 6 7 0

E - Zech; Hart. DP - Seminoles 2; Cardinal 3. LOB - Seminoles 5; Cardinal 6. 2B - VanMeetren. HBP - Cole; Smith. SF - Dragicevich. SB - VanMeetren.

Florida State	IP	H	R	ER	BB	SO	AB	BF	Stanford	IP	H	R	ER	BB	SO	AB	BF
Blair Varnes	5.0	5	5	5	3	6	19	23	Guthrie	7.0	1	0	0	2	8	20	24
Marc LaMacchia	1.1	2	1	1	1	0	6	7	Wodnicki	0.0	1	2	2	2	0	1	3
Trent Peterson	0.2	0	0	0	1	0	2	3	McCally	2.0	1	0	0	1	1	6	7
Eric Roman	1.0	0	0	0	0	0	2	3									

Win - Guthrie (1-0). Loss - Varnes (1-1). Save - None. WP - Peterson; Guthrie. HB - Guthrie 2.
 Umpires - Home: Kevin Gillmore 1st: Gus Rodriguez 3rd: Randy Parker
 Start: 6:10 Time: 2:40 Attendance: 1325 Game: STAN1 Wodnicki faced 3 batters in the 8th.

Game 4

FLORIDA STATE AT STANFORD

Feb 10, 2001 at Palo Alto, CA (Sunken Diamond)

Florida State 2 (2-2)

Player	AB	R	H	RBI	BB	SO	PO	A	LOB
Bryan Zech ss	2	0	1	0	1	0	1	1	0
Jeff Probst ss	1	1	1	0	0	0	1	0	0
John-Ford Griffin lf	4	0	1	2	0	1	1	0	0
Ryan Barthelemy 3b	4	0	0	0	0	0	1	1	1
Chris Cole 1b	3	0	0	0	1	1	7	0	0
Tony Richie c	3	0	1	0	1	2	7	0	2
Karl Jernigan cf	4	0	0	0	0	2	3	0	0
Mike Futrell rf	3	0	0	0	0	1	1	0	2
Tony McQuade ph	1	0	0	0	0	1	0	0	0
Scott Toole 2b	4	0	0	0	0	2	2	1	1
Blair McCaleb dh	2	0	0	0	0	1	0	0	0
Richie Smith pr	0	1	0	0	0	0	0	0	0
Matt Lynch p	0	0	0	0	0	0	0	0	0
Chris Ginn p	0	0	0	0	0	0	0	0	0
Eric Roman p	0	0	0	0	0	0	0	0	0
Totals	31	2	4	2	3	11	24	3	6

Stanford 5 (6-3)

Player	AB	R	H	RBI	BB	SO	PO	A	LOB
O'Riordan 2b	4	0	2	2	1	0	2	3	3
VanZandt 1b	5	1	2	0	0	0	10	0	2
VanMeetren cf	5	0	1	0	0	1	0	0	0
Cooper dh	5	1	1	1	0	3	0	0	3
Garko c	3	0	0	0	0	1	9	1	2
Tirpack c	0	0	0	0	0	0	1	0	0
Dragicevich ss	4	1	2	1	0	0	2	2	1
Quentin rf	4	1	1	0	0	0	3	0	0
Topham 3b	4	1	1	1	0	1	0	1	0
Hall lf	1	0	0	0	2	0	0	0	0
Brusch p	0	0	0	0	0	0	0	2	0
Hudgins p	0	0	0	0	0	0	0	0	0
Totals	35	5	10	5	3	6	27	9	11

Score by Innings R H E
 Florida State 000 000 020 - 2 4 2
 Stanford 000 050 00X - 5 10 1

E - Zech; Jernigan; Quentin. LOB - Seminoles 6; Cardinal 11. 2B - Zech; Griffin; Quentin. HBP - McCaleb; Garko; Hall. SB - VanZandt; VanMeetren 2.

Florida State	IP	H	R	ER	BB	SO	AB	BF	Stanford	IP	H	R	ER	BB	SO	AB	BF
Matt Lynch	4.2	8	5	5	2	4	22	26	Brusch	7.1	4	2	2	2	9	26	29
Chris Ginn	0.0	1	0	0	1	0	1	2	Hudgins	1.2	0	0	0	1	2	5	6
Eric Roman	3.1	1	0	0	0	2	12	12									

Win - Bruksch (1-0). Loss - Lynch (0-1). Save - Hudgins (3). HB - Lynch 2; Bruksch.
 Umpires - Home: Gus Rodriguez 1st: Randy Parker 3rd: Kevin Gillmore
 Start: 1:05 Time: 2:50 Attendance: 1736 Game: STAN2 Ginn faced 2 batters in the 5th.

Game 5

FLORIDA STATE AT STANFORD

Feb 11, 2001 at Palo Alto, CA (Sunken Diamond)

Florida State 2 (2-3)

Player	AB	R	H	RBI	BB	SO	PO	A	LOB
Bryan Zech 2b	4	1	2	0	0	1	2	4	0
John-Ford Griffin lf	1	0	1	1	1	0	0	0	0
Tony McQuade lf	1	0	0	0	0	1	2	0	0
Blair McCaleb ph/c	1	0	0	0	0	3	0	0	0
Chris Hart 1b	2	0	0	0	1	0	8	0	0
Chris Cole 1b	1	0	0	0	0	0	0	0	0
Scott Boyd dh	2	1	0	0	0	0	0	0	0
Mike Futrell rf	3	0	0	0	0	2	2	0	0
Jeff Probst ph	0	0	0	0	0	0	0	0	0
Tony Richie c/lf	4	0	1	0	0	1	5	2	3
Ryan Barthelemy 3b	2	0	0	1	0	0	0	1	0
Brett Groves ss	3	0	0	0	0	2	2	1	1
Richie Smith cf	3	0	0	0	0	3	0	0	0
Robby Read p	0	0	0	0	0	0	0	2	0
Justin Lord p	0	0	0	0	0	0	0	1	0
Daniel Hodges p	0	0	0	0	0	0	0	0	0
Nick Whidden p	0	0	0	0	0	0	0	0	0
Totals	27	2	4	2	2	10	24	11	4

Stanford 8 (7-3)

Player	AB	R	H	RBI	BB	SO	PO	A	LOB
O'Riordan 2b	5	1	4	3	0	1	2	3	0
VanZandt 1b	5	2	0	0	0	2	12	0	1
VanMeetren lf/cf	4	1	2	3	0	1	1	0	2
Cooper dh	4	1	1	1	0	2	0	0	0
Quentin rf	3	0	0	0	1	0	0	0	1
Dragicevich ss	4	1	3	0	0	1	1	5	0
Garko c	1	1	0	0	0	0	2	1	0
Gantenbein pr	0	1	0	0	0	0	0	0	0
Tirpack c	2	0	0	0	0	1	8	0	2
Topham 3b	4	0	0	0	0	1	1	4	0
Fuld cf	2	0	1	0	0	0	0	1	0
Naatjes ph	1	0	0	0	0	1	0	0	0
Hall lf	0	0	0	0	0	0	0	0	0
Cunningham p	0	0	0	0	0	0	0	3	0
McCally p	0	0	0	0	0	0	0	0	0
Totals	35	8	11	7	1	10	27	17	6

Score by Innings

	R	H	E
Florida State	100	000	100
Stanford	131	100	20X

E - Richie 2; Barthelemy; Groves. DP - Seminoles 1; Cardinal 1. LOB - Seminoles 4; Cardinal 6. 2B - Richie; O'Riordan; VanMeetren. HR - O'Riordan; VanMeetren; Cooper. HBP - Boyd 2; Probst; Garko. SH - Fuld. SF - Barthelemy. CS - Zech; Fuld.

Florida State	IP	H	R	ER	BB	SO	AB	BF
Robby Read	4.0	7	6	3	0	2	19	21
Justin Lord	2.0	2	0	0	0	1	7	7
Daniel Hodges	1.0	1	2	1	1	4	5	6
Nick Whidden	1.0	1	0	0	0	3	4	4

Stanford	IP	H	R	ER	BB	SO	AB	BF
Cunningham	6.2	4	2	2	2	6	20	25
McCally	2.1	0	0	0	0	4	7	8

Win - Cunningham (3-0). Loss - Read (1-1). Save - None. WP - Cunningham. HB - Read; Cunningham 2; McCally. BK - Cunningham. PB - Garko.
 Umpires - Home: Randy Parker 1st: Kevin Gillmore 3rd: Gus Rodriguez
 Start: 1:05 Time: 2:38 Attendance: 1817 Game: STAN3

Game 6

FLORIDA AT FLORIDA STATE

Feb 17, 2001 at Tallahassee, Fla. (Dick Howser)

Florida 6 (3-4)

Player	AB	R	H	RBI	BB	SO	PO	A	LOB
Davidson 2b	4	1	1	0	1	2	1	2	0
Siegel lf	4	1	1	1	1	1	1	0	0
Osborn 3b	5	0	2	1	0	1	1	0	0
Klebonis dh	4	1	0	0	0	1	0	0	2
Harrison dh	1	0	0	0	0	0	0	0	0
Shealy 1b	4	1	3	2	0	1	4	1	0
Nystrom rf	4	0	1	1	0	1	4	0	4
Goss cf	4	0	1	0	0	0	2	0	0
Estrada ss	4	2	2	0	0	2	1	0	0
Rose c	4	0	1	1	0	1	8	0	2
Belflower p	0	0	0	0	0	0	1	1	0
Rojas p	0	0	0	0	0	0	0	0	0
Stanton p	0	0	0	0	0	0	0	0	0
Bomeisl p	0	0	0	0	0	0	0	0	0
Wiegandt p	0	0	0	0	0	0	0	0	0
Ramshaw p	0	0	0	0	0	0	0	0	0
Totals	38	6	12	6	2	8	24	5	7

Score by Innings

	R	H	E
Florida	000	050	010
Florida State	043	009	03X

E - Osborn; Estrada 2; Groves 2. DP - Seminoles 2. LOB - Gators 7; Seminoles 10. 2B - Davidson; Osborn; Shealy; Griffin; Jernigan 2; Rogers 2. SH - Jernigan. SF - Groves. SB - Osborn; Rogers 2; Richie.

Florida State	IP	H	R	ER	BB	SO	AB	BF
Belflower	3.0	7	7	6	0	1	15	17
Rojas	2.0	4	4	3	3	3	12	15
Stanton	0.1	1	3	3	2	0	2	4
Bomeisl	0.1	1	2	1	2	0	2	4
Wiegandt	1.1	2	0	0	0	3	6	6
Ramshaw	1.0	3	3	3	1	1	6	7

Florida State 19 (3-3)

Player	AB	R	H	RBI	BB	SO	PO	A	LOB
Bryan Zech 2b	4	1	1	1	1	1	2	2	3
Tony McQuade ph	1	0	0	0	0	1	0	0	1
John-Ford Griffin lf/dh	4	2	2	3	1	0	1	0	1
Jeff Probst 2b	0	0	0	0	0	0	1	2	0
Richie Smith dh/cf	0	1	0	0	1	0	0	0	0
Ryan Barthelemy 1b	5	2	2	0	0	1	5	0	0
Chris Hart ph/1b	1	0	0	0	0	0	2	0	0
Chris Cole dh	2	2	2	0	0	0	0	0	0
Mike Futrell ph/lf	3	2	2	1	1	1	2	0	2
Karl Jernigan cf/dh	5	3	3	2	0	1	3	0	0
Nick Rogers rf	6	3	4	5	0	1	2	0	2
Tony Richie c	4	1	1	1	0	0	8	0	0
Blair McCaleb ph/c	2	0	0	1	0	1	0	0	0
Brett Groves ss	3	1	1	1	2	1	1	2	1
Scott Toole 3b	2	1	0	1	2	0	0	2	0
Scott Boyd ph/3b	1	0	0	0	0	0	0	1	0
Blair Varnes p	0	0	0	0	0	0	0	0	0
Justin Lord p	0	0	0	0	0	0	0	1	0
Eric Roman p	0	0	0	0	0	0	0	0	0
Totals	43	19	18	16	8	8	27	10	10

Stanford	IP	H	R	ER	BB	SO	AB	BF
Blair Varnes	4.2	7	5	4	1	6	22	23
Justin Lord	3.1	5	1	0	1	2	13	14
Eric Roman	1.0	0	0	0	0	0	3	3

Win - Lord (1-0). Loss - Belflower (0-1). Save - None. WP - Rojas. BK - Rojas; Bomeisl; Varnes. PB - Richie; McCaleb.
 Umpires - Home: Paul Guille 1st: Jeff Head 3rd: Mark Chapman
 Start: 12:35 pm Time: 3:10 Attendance: 4371 Game: UF1
 Game notes: No power at start of game!! Rojas faced 4 batters in the 6th.

Game 7

FLORIDA AT FLORIDA STATE

Feb 18, 2001 at Tallahassee, Fla. (Dick Howser)

Florida 6 (4-4)

Player	AB	R	H	RBI	BB	SO	PO	A	LOB
Davidson 2b	5	0	2	1	0	1	1	2	0
Siegel lf	3	1	0	0	2	0	1	0	0
Osborn 3b	4	0	2	0	1	1	1	3	0
Harrison cf	4	0	2	0	1	1	3	0	4
Shealy lb	3	2	1	1	2	0	6	0	1
Nystrom rf	3	0	0	0	0	1	1	1	2
Goss ph/lf	1	0	0	0	0	1	0	0	0
Klebonis dh	4	2	2	0	0	0	0	0	0
Estrada ss	5	1	2	0	0	0	2	0	0
Rose c	3	0	1	3	1	0	11	1	2
Simon p	0	0	0	0	0	0	1	0	0
Ramsey p	0	0	0	0	0	0	0	0	0
Totals	35	6	12	5	7	5	27	7	11

Florida State 5 (3-4)

Player	AB	R	H	RBI	BB	SO	PO	A	LOB
Bryan Zech 2b	3	2	1	0	0	1	1	8	0
John-Ford Griffin lf	4	0	1	2	1	0	1	1	1
Jeff Probst pr	0	0	0	0	0	0	0	0	0
Ryan Barthelemy 1b	5	0	1	1	0	1	9	3	0
Chris Cole dh	2	0	0	0	1	1	0	0	1
Scott Boyd ph/dh	2	0	0	0	0	2	0	0	2
Karl Jernigan cf	3	1	1	0	1	0	4	0	0
Nick Rogers rf	3	0	0	0	0	1	0	0	3
Mike Futrell lf	1	0	1	0	0	0	0	0	0
Tony Richie c	3	1	1	1	0	0	7	0	0
Brett Groves ss	3	0	0	0	1	1	5	4	0
Scott Toole 3b	2	1	0	0	1	2	0	2	0
Blair McCaleb ph	1	0	0	0	0	0	0	0	1
Matt Lynch p	0	0	0	0	0	0	0	1	0
Robby Read p	0	0	0	0	0	0	0	0	0
Nick Whidden p	0	0	0	0	0	0	1	0	0
Totals	32	5	6	4	5	9	27	20	8

Score by Innings

	R	H	E				
Florida	100	003	200	-	6	12	2
Florida State	130	000	010	-	5	6	2

E - Davidson; Estrada; Griffin; Barthelemy. DP - Gators 1; Seminoles 2. LOB - Gators 11; Seminoles 8. 2B - Davidson; Osborn; Harrison; Klebonis; Rose; Barthelemy; Futrell. HBP - Klebonis; Zech 2; Richie. SH - Goss. SB - Davidson; Jernigan. CS - Davidson; Estrada; Jernigan.

Florida	IP	H	R	ER	BB	SO	AB	BF	Florida State	IP	H	R	ER	BB	SO	AB	BF
Simon	6.0	4	4	3	4	5	21	28	Matt Lynch	5.1	10	3	3	3	2	22	25
Ramsey	3.0	2	1	0	1	4	11	12	Robby Read	1.0	1	3	0	3	2	5	10
									Nick Whidden	2.2	1	0	0	1	1	8	9

Win - Simon (2-2). Loss - Read (1-2). Save - Ramsey (2). HB - Simon 3; Read.
 Umpires - Home: Jeff Head 1st: Mark Chapman 3rd: Paul Guille
 Start: 2:02 pm Time: 3:15 Attendance: 4267 Game: UF2 Simon faced 1 batter in the 7th.

Game 8

FLORIDA STATE AT FLORIDA

Feb 24, 2001 at Gainesville, FL (McKethan)

Florida State 2 (3-5)

Player	AB	R	H	RBI	BB	SO	PO	A	LOB
Bryan Zech 2b	4	0	0	0	0	0	4	5	0
Karl Jernigan cf	5	0	0	0	0	0	5	0	4
Ryan Barthelemy 1b	4	1	1	1	0	0	12	0	0
Nick Rogers rf	3	0	0	0	1	1	1	0	0
Blair McCaleb dh	4	0	0	0	0	1	0	0	0
Jeff Probst pr	0	1	0	0	0	0	0	0	0
Tony Richie c	4	0	0	0	0	0	4	1	0
Richie Smith lf	2	0	0	0	0	0	1	0	0
Mike Futrell ph/lf	2	0	0	0	0	0	0	0	1
Brett Groves ss	3	0	1	0	1	0	0	4	0
Scott Toole 3b	4	0	2	0	0	0	1	2	1
Blair Varnes p	0	0	0	0	0	0	0	2	0
Justin Lord p	0	0	0	0	0	0	0	0	0
Robby Read p	0	0	0	0	0	0	0	1	0
Eric Roman p	0	0	0	0	0	0	0	0	0
Totals	35	2	4	1	2	2	28	15	6

Florida 3 (5-6)

Player	AB	R	H	RBI	BB	SO	PO	A	LOB
Davidson dh	4	0	1	0	1	1	0	0	1
Siegel lf	5	0	2	1	0	0	1	0	0
Osborn 3b	4	0	0	0	0	1	1	4	0
Harrison cf	4	1	0	0	1	1	4	0	3
Shealy 1b	3	0	1	0	1	0	13	1	1
Goss rf	4	1	1	1	0	0	3	0	2
Sobieraj 2b	3	0	1	0	0	1	1	7	1
Estrada ss	4	1	1	0	0	0	5	3	0
Rose c	3	0	2	1	1	0	2	1	2
Simon p	0	0	0	0	0	0	0	0	0
Ramsey p	0	0	0	0	0	0	0	0	0

Totals 34 3 9 3 4 4 30 16 11

Score by Innings

	R	H	E					
Florida State	100	000	001	0	-	2	4	2
Florida	000	010	100	1	-	3	9	3

Note: 1 out, 1 runner LOB when the game ended.

E - Barthelemy; Toole; Osborn 2; Sobieraj. DP - Seminoles 1; Gators 1. LOB - Seminoles 6; Gators 11. 2B - Sobieraj; Rose. HR - Barthelemy. HBP - Zech; Osborn; Shealy. SH - Goss; Sobieraj. SB - Harrison. CS - Rogers; Davidson.

Florida State	IP	H	R	ER	BB	SO	AB	BF	Florida	IP	H	R	ER	BB	SO	AB	BF
Blair Varnes	6.1	5	2	1	2	2	22	26	Simon	8.2	3	2	1	2	2	30	33
Justin Lord	0.0	2	0	0	1	0	2	3	Ramsey	1.1	1	0	0	0	0	5	5
Robby Read	1.2	1	0	0	0	2	5	7									
Eric Roman	1.1	1	1	1	1	0	5	6									

Win - Ramsey (1-1). Loss - Roman (0-1). Save - None. HB - Varnes; Read; Simon. BK - Varnes.
 Umpires - Home: Scott Graham 1st: Scott Erby 3rd: Jeff Head
 Start: 4:08 Time: 3:04 Attendance: 4012 Game: UF3 Lord faced 3 batters in the 7th.

Game 9

FLORIDA STATE AT FLORIDA Feb 25, 2001 at Gainesville, FL (McKethan)

Florida State 13 (4-5)

Player	AB	R	H	RBI	BB	SO	PO	A	LOB
Mike Futrell dh	4	1	3	3	2	0	0	0	0
John-Ford Griffin lf	6	0	3	2	0	0	2	0	3
Tony McQuade lf	0	0	0	0	0	0	0	0	0
Karl Jernigan cf	5	1	0	0	0	0	3	0	2
Ryan Barthelemy 1b	4	1	2	2	1	1	5	0	0
Nick Rogers rf	5	2	2	0	1	1	7	0	3
Bryan Zech 2b	2	3	2	2	1	0	1	0	1
Richie Smith ph	1	0	0	0	0	1	0	0	1
Jeff Probst 2b	0	0	0	0	1	0	1	2	0
Scott Toole 3b	5	3	1	1	1	1	1	0	0
Brett Groves ss	4	1	1	1	0	0	1	2	3
Tony Richie c	4	1	2	0	1	0	5	1	0
Blair McCaleb c	0	0	0	0	0	0	1	0	0
Matt Lynch p	0	0	0	0	0	0	0	0	0
Marc LaMacchia p	0	0	0	0	0	0	0	0	0
Justin Lord p	0	0	0	0	0	0	0	0	0
Daniel Hodges p	0	0	0	0	0	0	0	0	0
Nick Whidden p	0	0	0	0	0	0	0	0	0
Chris Ginn p	0	0	0	0	0	0	0	0	0
Eric Roman p	0	0	0	0	0	0	0	0	0
Totals	40	13	16	11	8	4	27	5	13

Florida 11 (5-7)

Player	AB	R	H	RBI	BB	SO	PO	A	LOB
Davidson dh	3	1	2	1	3	0	0	0	0
Siegel lf	4	1	2	1	0	0	5	0	0
Osborn 3b	6	0	0	1	0	1	2	5	7
Harrison cf	5	2	2	1	0	2	1	0	0
Shealy 1b	5	1	2	0	1	0	8	0	2
Klebonis rf	3	0	1	2	0	1	1	0	0
Goss ph/lf	2	1	1	2	0	0	0	1	0
Sobieraj 2b	5	1	0	1	0	2	3	3	3
Estrada ss	4	3	1	1	1	0	2	1	0
Rose c	4	1	2	1	1	0	5	1	0
Wells p	0	0	0	0	0	0	0	0	0
Hedgecock p	0	0	0	0	0	0	0	0	0
Potter p	0	0	0	0	0	0	0	0	0
Belflower p	0	0	0	0	0	0	0	0	0
Birch p	0	0	0	0	0	0	0	0	0
Drucker p	0	0	0	0	0	0	0	0	0
Ramsey p	0	0	0	0	0	0	0	0	0
Hollenkamp p	0	0	0	0	0	0	0	0	0
Totals	41	11	13	11	6	6	27	11	12

Score by Innings	R	H	E
Florida State	130	015	030
Florida	310	100	006

E - Zech; Toole; Estrada; Rose. DP - Gators 2. LOB - Seminoles 13; Gators 12. 2B - Futrell 2; Davidson; Shealy. 3B - Rogers; Goss. HR - Barthelemy; Zech; Toole; Estrada. HBP - Jernigan; Barthelemy; Zech; Groves 2; Siegel 2; Harrison. SB - Siegel 2; Harrison; Sobieraj; Estrada. CS - Groves; Harrison.

Florida State	IP	H	R	ER	BB	SO	AB	BF
Matt Lynch	5.0	7	5	4	2	3	22	25
Marc LaMacchia	0.1	0	0	0	2	0	1	3
Justin Lord	1.2	0	0	0	0	0	5	5
Daniel Hodges	0.2	2	0	0	1	1	4	5
Nick Whidden	0.1	4	6	5	1	1	6	8
Chris Ginn	0.0	0	0	0	0	0	0	1
Eric Roman	1.0	0	0	0	0	1	3	3

Florida	IP	H	R	ER	BB	SO	AB	BF
Wells	1.0	4	4	4	1	1	6	8
Hedgecock	1.0	1	0	0	2	0	3	5
Potter	1.2	3	0	0	0	0	8	9
Belflower	1.1	3	4	4	1	0	7	10
Birch	1.0	1	2	0	2	0	4	6
Drucker	1.0	2	3	3	1	1	5	7
Ramsey	1.0	2	0	0	0	0	4	4
Hollenkamp	1.0	0	0	0	1	2	3	4

Win - Lynch (1-1). Loss - Belflower (1-2). Save - Roman (1). HB - Lynch; N. Whidden; Ginn; Wells; Potter; Belflower 2; Drucker. BK - Birch.
Umpires - Home: Scott Erby 1st: Jeff Head 3rd: Scott Graham
Start: 1:35 Time: 3:59 Attendance: 3854 Game: UF4 Wells faced 4 batters in the 2nd. Hedgecock faced 1 batter in the 3rd. Belflower faced 3 batters in the 6th. Drucker faced 3 batters in the 8th. N. Whidden faced 7 batters in the 9th. Ginn faced 1 batter in the 9th.

Game 10

APPALACHIAN STATE AT FLORIDA STATE Feb 27, 2001 at Tallahassee, FL (Dick Hower)

Appalachian State 4 (1-8)

Player	AB	R	H	RBI	BB	SO	PO	A	LOB
Carey Hobbs 2b	4	1	0	0	1	1	4	1	0
Robbie Huffstetler ss	4	1	2	0	0	0	3	2	0
Chris Downard cf	4	1	2	2	0	1	2	0	0
Mike Lee dh	3	0	0	0	1	1	0	0	1
Adam Ennis 3b	3	1	0	0	1	2	1	3	0
Marko Little 1b	4	0	2	2	0	0	7	0	0
Ben Wellborn c	3	0	0	0	0	1	4	0	0
Nick Baughn c	1	0	0	0	0	0	3	0	1
Luke Little lf	4	0	3	0	0	0	2	0	0
Jason Pavelchak pr	0	0	0	0	0	0	0	0	0
Graham Thompson rf	4	0	1	0	0	0	1	0	0
Ben Hager p	0	0	0	0	0	0	0	0	0
Mike Murray p	0	0	0	0	0	0	0	0	0
Rodney Lemonds p	0	0	0	0	0	0	0	0	0
Matt Wood p	0	0	0	0	0	0	0	0	0
Totals	34	4	10	4	3	6	24	7	6

Florida State 10 (5-5)

Player	AB	R	H	RBI	BB	SO	PO	A	LOB
Karl Jernigan cf	2	1	1	0	1	0	1	0	0
Tony McQuade rf	0	1	0	0	1	0	0	0	0
John-Ford Griffin lf	2	1	2	2	0	0	3	0	0
Chris Hart ph	1	0	1	0	0	0	0	0	0
Ryan Barthelemy 1b	5	1	1	2	0	2	11	0	4
Nick Rogers rf	4	0	0	0	0	2	0	1	1
Scott Boyd 3b	1	0	0	1	0	0	1	0	0
Chris Cole dh	2	1	1	1	0	1	0	0	0
Mike Futrell ph/lf	3	1	1	1	0	1	0	0	2
Scott Toole 3b	3	0	0	0	0	0	0	3	4
Richie Smith ph/cf	1	1	0	0	1	0	1	0	2
Brett Groves ss	4	2	2	0	0	0	3	4	0
Jeff Probst 2b	4	1	3	2	0	1	1	1	0
Tony Richie c	3	0	1	0	0	0	5	0	0
Blair McCaleb c	1	0	0	0	0	0	2	0	1
Robby Read p	0	0	0	0	0	0	0	2	0
Brent Pearson p	0	0	0	0	0	0	0	0	0
Totals	36	10	13	8	3	7	27	11	8

Score by Innings	R	H	E
Appalachian State	000	000	040
Florida State	003	301	21X

E - Huffstetler; Downard; Ennis; Groves. DP - Mountaineers 1; Seminoles 3. LOB - Mountaineers 6; Seminoles 8. 2B - M. Little; L. Little; Griffin; Groves; Probst. 3B - Downard. HR - Barthelemy; Futrell. HBP - Jernigan; Griffin. SF - Griffin. SB - Jernigan; McQuade; Hart.

Appalachian State	IP	H	R	ER	BB	SO	AB	BF
Ben Hager	4.0	8	6	6	1	3	18	21
Mike Murray	2.0	2	1	0	0	1	8	9
Rodney Lemonds	0.2	2	2	2	1	1	4	5
Matt Wood	1.1	1	1	0	1	2	6	7

Florida State	IP	H	R	ER	BB	SO	AB	BF
Robby Read	7.2	9	4	4	3	5	30	33
Brent Pearson	1.1	1	0	0	0	1	4	4

Win - Read (2-2). Loss - Hager (0-3). Save - None. HB - Hager; Murray.
Umpires - Home: Bruce Ravan 1st: Landon Davis 3rd: Al Davis
Start: 3:34 Time: 2:35 Attendance: 1485 Game: ASI

Game 11

APPALACHIAN STATE AT FLORIDA STATE Feb 28, 2001 at Tallahassee, FL (Dick Howser)

Appalachian State 4 (1-9)

Player	AB	R	H	RBI	BB	SO	PO	A	LOB
Carey Hobbs 2b	4	0	1	2	0	2	2	0	0
Robbie Huffstetler ss	0	0	0	0	1	0	0	1	0
Wes Timmons pr/ss	2	1	0	0	0	0	2	4	1
Chris Downard cf	4	0	1	1	0	1	2	0	0
Mike Lee dh	4	0	1	0	0	0	0	0	3
Marko Little 1b	4	1	1	0	0	2	6	0	2
Adam Ennis 3b	4	0	0	0	0	1	1	0	0
Luke Little lf	3	1	0	0	1	1	1	0	0
Nick Baughn c	3	1	0	0	0	1	7	0	0
Graham Thompson rf	3	0	1	0	0	1	0	0	0
Phillip Walters p	0	0	0	0	0	0	0	0	0
Tom Graham p	0	0	0	0	0	0	0	1	0
Thomas Krasnor p	0	0	0	0	0	0	0	0	0
David Batten p	0	0	0	0	0	0	0	0	0
Monte Fast p	0	0	0	0	0	0	0	0	0
Matt Wood p	0	0	0	0	0	0	0	0	0
Totals	31	4	5	3	2	9	21	6	6

Florida State 7 (6-5)

Player	AB	R	H	RBI	BB	SO	PO	A	LOB
Karl Jernigan cf	5	0	2	2	0	2	2	0	0
John-Ford Griffin lf	4	0	1	0	1	0	1	0	4
Ryan Barthelemy 1b	5	1	2	0	0	0	7	0	0
Chris Cole dh	0	1	0	0	3	0	0	0	0
Chris Hart ph	0	0	0	0	1	0	0	0	0
Richie Smith ph	1	0	0	0	0	1	0	0	2
Nick Rogers rf	2	0	0	0	0	2	1	0	2
Mike Futrell ph/rf	2	1	0	0	0	1	1	0	2
Bryan Zech 2b	3	3	2	0	0	0	1	1	0
Brett Groves ss	3	0	1	2	0	0	3	3	1
Scott Toole 3b	4	0	0	1	0	0	0	0	0
Tony Richie c	4	1	3	1	0	1	8	2	1
Marc LaMacchia p	0	0	0	0	0	0	0	0	0
Daniel Hodges p	0	0	0	0	0	0	0	0	0
Totals	33	7	11	6	5	7	24	8	12

Score by Innings

	R	H	E
Appalachian State	001	300	00
Florida State	013	011	1X

E - Timmons; Griffin; Groves 2; Toole 2. DP - Seminoles 1. LOB - Mountaineers 6; Seminoles 12. 2B - Downard; Jernigan; Barthelemy; Groves; Richie.
HBP - Huffstetler; Zech; Groves. SB - Futrell. CS - Hobbs.

Appalachian State	IP	H	R	ER	BB	SO	AB	BF
Phillip Walters	2.1	5	4	4	2	4	12	16
Tom Graham	2.1	4	1	1	1	2	11	12
Thomas Krasnor	1.0	0	1	0	1	0	4	5
David Batten	0.2	2	1	1	0	0	4	4
Monte Fast	0.1	0	0	0	1	0	1	2
Matt Wood	0.1	0	0	0	0	1	1	1

Florida State	IP	H	R	ER	BB	SO	AB	BF
Marc LaMacchia	6.0	4	4	1	2	7	23	26
Daniel Hodges	2.0	1	0	0	0	2	8	8

Win - LaMacchia (1-0). Loss - Graham (0-2). Save - Hodges (1). HB - Walters 2; LaMacchia. BK - Graham; Krasnor.
Umpires - Home: Al Davis 1st: Wayne Funderburke 3rd: Bruce Ravan
Start: 3:32 pm Time: 2:41 Attendance: 1239 Game: AS2
Game notes: Game called due to rain after seven complete innings.

Game 12

MICHIGAN STATE AT FLORIDA STATE Mar 2, 2001 at Tallahassee, Fla. (Dick Howser)

Michigan State 4 (0-3)

Player	AB	R	H	RBI	BB	SO	PO	A	LOB
Wattles rf	3	1	0	0	1	1	1	0	0
Koutnik ss	3	1	1	0	1	0	2	3	0
Malek cf	3	1	1	1	0	0	2	0	1
Court c	3	0	0	0	0	0	3	1	1
Burrill ph/c	1	0	0	0	0	0	0	0	0
Geswein dh	4	0	0	0	0	2	0	0	1
Koerber 1b	4	0	1	0	0	2	10	1	0
Watchowski 2b	3	0	0	0	0	2	0	4	0
Braun ph	1	0	0	0	0	0	0	0	0
McCuiston lf	4	0	0	0	0	1	4	0	1
Bergman 3b	1	0	0	0	1	1	1	2	0
Moreno ph/3b	0	1	0	0	1	0	0	1	0
Putnam p	0	0	0	0	0	0	1	0	0
Kurtz p	0	0	0	0	0	0	0	0	0
Gill p	0	0	0	0	0	0	0	0	0
Totals	30	4	3	1	4	9	24	12	4

Florida State 7 (7-5)

Player	AB	R	H	RBI	BB	SO	PO	A	LOB
Bryan Zech 2b	3	1	1	0	1	0	1	3	0
John-Ford Griffin lf	3	2	1	2	1	1	1	0	2
Nick Rogers rf	0	0	0	0	0	0	0	0	0
Ryan Barthelemy 1b	4	0	0	0	0	0	10	0	0
Chris Cole dh	3	1	1	1	0	0	0	0	0
Chris Hart dh/3b	1	0	1	0	0	0	0	0	0
Karl Jernigan cf	2	1	0	0	1	0	2	0	1
Mike Futrell rf	3	1	2	2	0	0	2	0	0
Richie Smith ph/lf	1	0	0	0	0	1	0	0	1
Brett Groves ss	2	1	1	1	0	0	1	2	0
Jeff Probst ss	1	0	0	0	0	0	0	0	0
Scott Toole 3b	3	0	1	0	0	1	0	1	0
Scott Boyd ph/dh	1	0	0	0	0	0	0	0	0
Tony Richie c	3	0	0	0	0	0	6	1	1
Blair McCaleb c	1	0	0	0	0	0	4	0	0
Blair Varnes p	0	0	0	0	0	0	0	1	0
Eric Roman p	0	0	0	0	0	0	0	0	0
Chris Ginn p	0	0	0	0	0	0	0	0	0
Justin Lord p	0	0	0	0	0	0	0	0	0
Totals	31	7	8	6	3	3	27	8	5

Score by Innings

	R	H	E
Michigan State	000	000	040
Florida State	000	410	20X

E - Putnam; Smith(1); Groves(7); Toole(5). DP - MSU 2; Seminoles 1. LOB - MSU 4; Seminoles 5. 2B - Cole(1); Futrell(4). HR - Griffin(2). HBP - Malek; Jernigan; Groves. SB - Jernigan(3); Groves 3(3). CS - McCuiston; Hart(1).

Michigan State	IP	H	R	ER	BB	SO	AB	BF
Putnam	6.0	5	5	3	3	2	23	27
Kurtz	0.1	3	2	2	0	0	4	4
Gill	1.2	0	0	0	0	1	4	5

Florida State	IP	H	R	ER	BB	SO	AB	BF
Blair Varnes	7.0	3	0	0	2	6	22	24
Eric Roman	0.2	0	4	0	2	1	3	6
Chris Ginn	0.1	0	0	0	0	0	2	2
Justin Lord	1.0	0	0	0	0	2	3	3

Win - Varnes (2-1). Loss - Putnam (0-1). Save - Lord (1). WP - Putnam. HB - Putnam; Gill; Roman.
Umpires - Home: Bruce Ravan 1st: Al Davis 3rd: Landon Davis
Start: 6:03 pm Time: 2:46 Attendance: 2089 Game: MSI

Game 13

MICHIGAN STATE AT FLORIDA STATE Mar 3, 2001 at Tallahassee, Fla. (Dick Howser)

Michigan State 5 (0-4)

Player	AB	R	H	RBI	BB	SO	PO	A	LOB
Wattles rf	5	2	2	0	0	2	2	0	0
Koutnik ss	5	1	3	1	0	2	0	3	0
Malek cf	5	1	3	1	0	2	1	0	1
Burrill c	5	0	1	2	0	1	4	1	0
Geswein dh	3	0	0	0	2	2	0	0	1
Koerber 1b	4	0	1	1	0	0	13	1	3
Moreno 3b	4	0	0	0	0	2	0	3	0
Watchowski 2b	3	0	0	0	0	1	0	2	4
Braun 2b	1	0	0	0	0	0	1	1	0
McCuiston lf	4	1	1	0	0	1	3	0	0
Huizinga p	0	0	0	0	0	0	0	0	0
Golem p	0	0	0	0	0	0	0	1	0
Gale p	0	0	0	0	0	0	0	0	0
Totals	39	5	11	5	2	13	24	12	9

Florida State 10 (8-5)

Player	AB	R	H	RBI	BB	SO	PO	A	LOB
Bryan Zech 2b	4	2	2	2	1	0	2	1	2
John-Ford Griffin lf	3	2	2	2	1	0	2	0	0
Ryan Barthelemy 1b	5	1	3	2	0	0	5	1	0
Chris Cole dh	4	0	0	0	0	1	0	0	1
Tony McQuade ph	1	0	0	0	0	0	0	0	0
Karl Jernigan cf	2	1	0	0	2	0	2	0	2
Richie Smith ph/cf	1	0	1	0	0	0	0	0	0
Mike Futrell rf	2	2	0	1	1	1	2	0	0
Nick Rogers rf	1	0	0	0	0	0	0	0	1
Chris Hart 3b	3	1	1	2	1	0	0	0	0
Scott Toole 3b	0	0	0	0	0	0	0	1	0
Brett Groves ss	2	1	0	0	1	1	0	3	2
Tony Richie c	4	0	1	1	0	0	13	0	0
Matt Lynch p	0	0	0	0	0	0	0	0	0
Daniel Hodges p	0	0	0	0	0	0	1	1	0
Totals	32	10	10	10	7	3	27	7	8

Score by Innings	R	H	E
Michigan State	300	100	001
Florida State	041	104	00X

E - Koutnik; Watchowski; Zech; Griffin; Futrell; Hart, DP - MSU 2; Seminoles 1. LOB - MSU 9; Seminoles 8. 2B - Wattles; Koutnik; McCuiston; Zech; Smith. HR - Griffin. HBP - Futrell; Groves. SF - Griffin.

Michigan State	IP	H	R	ER	BB	SO	AB	BF	Florida State	IP	H	R	ER	BB	SO	AB	BF
Huizinga	3.0	5	6	5	4	0	14	20	Matt Lynch	4.0	9	4	4	2	6	22	24
Golem	2.2	2	4	4	3	3	9	13	Daniel Hodges	5.0	2	1	1	0	7	17	17
Gale	2.1	3	0	0	0	0	9	9									

Win - Hodges (1-0). Loss - Huizinga (0-1). Save - None. HB - Huizinga; Golem.

Umpires - Home: Al Davis 1st: Landon Davis 3rd: Bruce Ravan

Start: 2:02 pm Time: 3:00 Attendance: 1887 Game: MS2

Game notes: John-Ford Griffin extends hitting streak to nine games. Daniel Hodges struck out a career-high seven batters. Huizinga faced 1 batter in the 4th.

Game 14

MICHIGAN STATE AT FLORIDA STATE Mar 4, 2001 at Tallahassee, Fla. (Dick Howser)

Michigan State 5 (0-5)

Player	AB	R	H	RBI	BB	SO	PO	A	LOB
Wattles rf	5	2	4	0	0	1	1	0	0
Koutnik ss	5	1	1	0	0	2	0	5	2
Malek cf	3	1	1	2	1	0	2	0	0
Court c	5	0	1	0	0	1	7	0	1
Geswein dh	4	0	2	2	0	2	0	0	0
Koerber 1b	4	0	0	0	0	3	9	0	2
Bergman 3b	4	0	1	0	0	0	2	2	2
McCuiston lf	3	0	0	0	0	1	1	0	1
Miller ph/lf	1	0	0	0	0	0	0	0	0
Braun 2b	2	1	1	0	1	0	2	3	0
Brandell p	0	0	0	0	0	0	0	0	0
Bates p	0	0	0	0	0	0	0	1	0
Squires p	0	0	0	0	0	0	0	0	0
Totals	36	5	11	4	2	10	24	11	8

Florida State 9 (9-5)

Player	AB	R	H	RBI	BB	SO	PO	A	LOB
Bryan Zech 2b	3	2	0	0	1	1	4	3	1
John-Ford Griffin lf	5	3	4	0	0	1	2	0	0
Ryan Barthelemy 1b	4	2	2	5	0	1	7	0	2
Chris Cole dh	5	2	4	3	0	0	0	0	0
Karl Jernigan cf	2	0	0	0	1	1	0	0	0
Chris Hart 3b	3	0	1	1	0	1	1	1	0
Jeff Probst ph	1	0	0	0	0	0	0	0	0
Scott Toole 3b	1	0	0	0	0	1	0	0	0
Richie Smith rf	3	0	0	0	1	1	0	0	2
Nick Rogers rf	1	0	0	0	0	0	0	0	3
Brett Groves ss	3	0	0	0	0	0	3	2	2
Blair McCaleb c	3	0	0	0	1	0	10	3	0
Robby Read p	0	0	0	0	0	0	0	0	0
Chris Ginn p	0	0	0	0	0	0	0	0	0
Brent Pearson p	0	0	0	0	0	0	0	1	0
Justin Lord p	0	0	0	0	0	0	0	0	0
Totals	34	9	11	9	4	7	27	10	10

Score by Innings	R	H	E
Michigan State	004	010	000
Florida State	330	102	00X

E - Hart(3); Smith(2). DP - MSU 1. LOB - MSU 8; Seminoles 10. 2B - Malek; Griffin 2(6); Barthelemy(4). HR - Barthelemy(4); Cole 2(3). HBP - Malek; Braun; Zech; Barthelemy; Jernigan 2; Groves. SB - Jernigan(4); Groves 3(6); McCaleb(1). CS - Wattles; Geswein; Braun.

Michigan State	IP	H	R	ER	BB	SO	AB	BF	Florida State	IP	H	R	ER	BB	SO	AB	BF
Brandell	1.1	6	6	6	1	0	9	12	Robby Read	6.0	9	5	4	1	7	26	29
Bates	4.2	4	3	3	2	6	18	21	Chris Ginn	0.1	1	0	0	1	1	2	3
Squires	2.0	1	0	0	1	1	7	10	Brent Pearson	1.2	1	0	0	0	1	5	5
									Justin Lord	1.0	0	0	0	0	1	3	3

Win - Read (3-2). Loss - Brandell (0-1). Save - None. WP - Read(1). HB - Brandell 2; Bates; Squires 2; Read 2.

Umpires - Home: Joe Correia 1st: Bruce Ravan 3rd: Al Davis

Start: 1:02 pm Time: 2:58 Attendance: 1949 Game: MS3

Game 15

ST. JOSEPH'S AT FLORIDA STATE Mar 6, 2001 at Tallahassee, FL (Dick Howser)

St. Joseph's 4 (1-8)

Player	AB	R	H	RBI	BB	SO	PO	A	LOB
Wyatt cf	4	1	1	1	1	1	4	0	0
Godusky lf	4	0	1	1	1	2	2	0	0
Kirby 2b	5	0	2	2	0	2	2	3	3
DeVincents rf	5	0	1	0	0	2	1	0	1
Gunn 1b	3	0	0	0	0	2	4	1	3
Kokol ph	0	0	0	0	1	0	0	0	0
Reilly dh	4	0	1	0	0	2	0	0	0
Dougher ph	1	0	0	0	0	0	0	0	0
Bradshaw ss	3	1	0	0	1	2	0	1	3
Tarewicz ph	0	0	0	0	1	0	0	0	0
Gibson 3b	4	1	1	0	1	0	1	1	1
DeLorenzo c	4	1	2	0	0	1	10	0	3
Woods p	0	0	0	0	0	0	0	1	0
Gehring p	0	0	0	0	0	0	0	0	0
Walls p	0	0	0	0	0	0	0	0	0
Peterson p	0	0	0	0	0	0	0	0	0
Totals	37	4	9	4	6	14	24	6	14

Florida State 16 (10-5)

Player	AB	R	H	RBI	BB	SO	PO	A	LOB
Bryan Zech 2b	4	1	0	0	1	1	1	3	1
Scott Boyd ph/2b	1	1	1	1	0	0	0	0	0
John-Ford Griffin lf	3	3	2	2	2	1	1	0	2
Tony McQuade ph/lf	1	1	1	2	0	0	0	0	0
Ryan Barthelemy 1b	5	1	1	0	0	2	8	0	0
Richie Smith ph	1	0	1	0	0	0	0	0	0
Chris Cole dh/lb	4	1	1	1	2	2	0	0	1
Karl Jernigan cf	1	1	0	2	1	0	1	0	1
Nick Rogers rf	3	2	1	1	3	0	2	0	0
Jeff Probst 3b	2	1	0	0	1	2	0	2	0
Scott Toole ph/3b	2	1	1	0	0	0	0	0	3
Brett Groves ss	3	1	1	3	2	0	0	1	3
Tony Richie c	4	1	1	1	0	1	9	0	1
Blair McCaleb c	1	1	0	0	0	0	5	0	0
Marc LaMacchia p	0	0	0	0	0	0	0	1	0
Eric Roman p	0	0	0	0	0	0	0	0	0
John Bentley p	0	0	0	0	0	0	0	1	0
Brent Pearson p	0	0	0	0	0	0	0	0	0
Totals	35	16	11	13	12	9	27	12	8

Score by Innings

	R	H	E
St. Joseph's	000	020	200
Florida State	221	104	06X

E - Kirby; DeVincents; Bradshaw; Zech; Groves. TP - Hawks 1. LOB - Hawks 14; Seminoles 12. 2B - DeLorenzo; Griffin; McQuade; Groves; Richie. HR - Griffin. HBP - Gunn; DeLorenzo; Jernigan 3; Probst. SF - Jernigan. SB - Griffin; Groves.

St. Joseph's

IP	H	R	ER	BB	SO	AB	BF
Woods	3.0	5	6	4	4	3	16
Gehring	2.2	2	4	4	5	3	7
Walls	1.2	3	6	3	2	3	9
Peterson	0.2	1	0	0	1	0	3

Florida State

IP	H	R	ER	BB	SO	AB	BF
Marc LaMacchia	5.0	3	2	2	3	8	19
Eric Roman	1.1	3	2	1	0	1	8
John Bentley	1.2	3	0	0	0	3	7
Brent Pearson	1.0	0	0	0	3	2	3

Win - LaMacchia (2-0). Loss - Woods (0-2). Save - None. WP - Woods; Gehring 2; Walls; Roman. HB - Woods 2; Walls; Peterson; LaMacchia; Roman. Umpires - Home: Landon Davis 1st: Al Davis 3rd: Bruce Ravan Start: 3:31 Time: 3:41 Attendance: 872 Game: SJ1 Game notes: Karl Jernigan ties FSU career hit by pitch record (46). Jernigan also tied a single game hit by pitch record (3). Woods faced 2 batters in the 4th.

Game 16

ST. JOSEPH'S AT FLORIDA STATE Mar 07, 2001 at Tallahassee, FL (Dick Howser)

St. Joseph's 0 (1-9)

Player	AB	R	H	RBI	BB	SO	PO	A	LOB
Tarewicz dh	3	0	1	0	0	1	0	0	0
McCollum ph	1	0	0	0	0	1	0	0	0
Godusky lf	4	0	2	0	1	1	1	0	0
Kirby 2b	4	0	1	0	0	0	4	0	4
DeVincents rf	4	0	0	0	0	2	4	0	2
Reilly c	4	0	1	0	0	0	8	1	0
Gunn 1b	4	0	2	0	0	1	5	2	0
Bradshaw ss	4	0	3	0	0	0	1	1	0
Gibson 3b	4	0	0	0	0	1	0	3	2
Caloiero cf	3	0	1	0	1	2	1	0	3
Wyatt p	0	0	0	0	0	0	0	3	0
Sieger p	0	0	0	0	0	0	0	0	0
Kokol p	0	0	0	0	0	0	0	0	0
Totals	35	0	11	0	2	9	24	11	11

Florida State 6 (11-5)

Player	AB	R	H	RBI	BB	SO	PO	A	LOB
Bryan Zech 2b	2	2	1	0	2	1	2	6	0
Blair McCaleb ph	1	0	0	0	0	0	0	0	0
Scott Boyd 3b	0	0	0	0	0	0	0	0	0
Mike Futrell dh	2	2	1	2	2	0	0	0	0
Richie Smith ph/cf	1	0	0	0	0	0	0	0	0
John-Ford Griffin lf	3	1	1	4	1	1	0	0	2
Tony McQuade lf	0	0	0	0	0	0	0	0	0
Ryan Barthelemy 1b	4	0	0	0	0	1	12	0	3
Karl Jernigan cf/p	3	0	2	0	0	0	2	0	0
Chris Hart 3b	2	0	0	0	1	2	0	0	1
Chris Cole ph	0	0	0	0	1	0	0	0	0
Scott Toole 3b/2b	0	0	0	0	0	0	0	1	0
Nick Rogers rf	3	0	0	0	1	2	2	0	0
Brett Groves ss	3	1	2	0	0	0	1	1	0
Jeff Probst ss	1	0	0	0	0	1	0	2	2
Tony Richie c	3	0	0	0	1	0	8	2	0
Trent Peterson p	0	0	0	0	0	0	0	1	0
Daniel Hodges p	0	0	0	0	0	0	0	0	0
Chris Ginn p	0	0	0	0	0	0	0	0	0
Totals	28	6	7	6	9	8	27	13	8

Score by Innings

	R	H	E
St. Joseph's	000	000	000
Florida State	210	300	00X

DP - Seminoles 1. LOB - Hawks 11; Seminoles 8. HR - Futrell; Griffin. HBP - Jernigan. SH - Tarewicz. SB - Zech; Jernigan 3; Groves 2. CS - Gunn; Jernigan; Hart; Rogers.

St. Joseph's

IP	H	R	ER	BB	SO	AB	BF
Wyatt	5.0	4	6	6	8	6	16
Sieger	1.2	3	0	0	1	1	8
Kokol	1.1	0	0	0	0	1	4

Florida State

IP	H	R	ER	BB	SO	AB	BF
Trent Peterson	5.2	9	0	0	2	4	23
Daniel Hodges	1.1	1	0	0	0	3	5
Chris Ginn	1.0	1	0	0	0	0	4
Karl Jernigan	1.0	0	0	0	0	2	3

Win - Peterson (1-0). Loss - Wyatt (1-1). Save - None. HB - Wyatt. Umpires - Home: Al Davis 1st: Bruce Ravan 3rd: Landon Davis Start: 3:30 Time: 2:45 Attendance: 1035 Game: SJ2

Game 17

UNIVERSITY OF VIRGINIA AT FLORIDA STATE Mar 10, 2001 at Tallahassee, Fla. (Dick Howser)

Virginia 2 (7-5,0-1)

Player	AB	R	H	RBI	BB	SO	PO	A	LOB
Stone lf	5	0	2	0	0	0	1	0	2
Vroman cf	4	0	0	0	0	2	4	0	1
Benick 3b	4	1	1	1	0	1	0	2	1
Wyant ss	3	0	0	0	1	2	1	4	1
Rueffert c	3	1	2	0	1	1	4	0	1
D. Street 2b	4	0	0	0	0	2	1	1	1
Word 1b	4	0	1	0	0	2	9	0	1
Riesefeld dh	4	0	2	1	0	1	0	0	0
Sweet rf	4	0	0	0	0	3	3	0	0
Creswell p	0	0	0	0	0	0	0	1	0
Kamrath p	0	0	0	0	0	0	0	0	0
Totals	35	2	8	2	2	12	24	8	8

Florida State 9 (12-5,1-0)

Player	AB	R	H	RBI	BB	SO	PO	A	LOB
Bryan Zech 2b	4	1	1	0	1	0	1	1	0
Mike Futrell dh	5	2	2	0	0	0	0	0	2
John-Ford Griffin lf	3	2	1	2	2	0	2	0	0
Ryan Barthelemy 1b	4	1	3	2	0	1	2	0	0
Karl Jernigan cf	3	1	1	1	1	0	1	0	1
Brett Groves ss	3	1	0	0	1	0	3	0	2
Nick Rogers rf	3	0	1	1	1	0	6	0	0
Scott Toole 3b	3	1	1	1	1	1	0	2	3
Tony Richie c	4	0	0	0	0	2	12	0	1
Blair Varnes p	0	0	0	0	0	0	0	0	0
Totals	32	9	10	7	7	4	27	3	9

Score by Innings

	R	H	E
Virginia	100	000	001
Florida State	204	102	00X

E - Sweet; Creswell 2. DP - Virginia 1. LOB - Virginia 8; Seminoles 9. 2B - Stone; Barthelemy(5). HR - Benick; Griffin(6); Toole(2). HBP - Jernigan. SH - Groves. SF - Barthelemy(2). SB - Toole(1).

Virginia	IP	H	R	ER	BB	SO	AB	BF
Creswell	5.2	8	9	6	6	3	24	32
Kamrath	2.1	2	0	0	1	1	8	10

Florida State	IP	H	R	ER	BB	SO	AB	BF
Blair Varnes	9.0	8	2	2	2	12	35	37

Win - Varnes (3-1). Loss - Creswell (2-2). Save - None. HB - Kamrath.

Umpires - Home: Tony Thompson 1st: Steve Manders 3rd: Ken Couch

Start: 2:01 pm Time: 2:16 Attendance: 2028 Game: UVA1 Game notes: John-Ford Griffin currently has a 12-game hitting streak.

Game 18

UNIVERSITY OF VIRGINIA AT FLORIDA STATE Mar 10, 2001 at Tallahassee, Fla. (Dick Howser)

Virginia 1 (7-6,0-2)

Player	AB	R	H	RBI	BB	SO	PO	A	LOB
Stone lf	4	0	2	0	0	0	3	0	0
Vroman cf	4	0	1	0	0	1	6	0	0
Benick 3b	4	0	0	0	0	1	0	0	0
Wyant ss	4	0	1	0	0	0	0	4	4
Rueffert dh	3	0	0	0	0	3	0	0	0
McCoy ph	1	0	0	0	0	0	0	0	0
D. Street 1b	3	1	1	1	0	1	6	0	1
Riesefeld c	2	0	0	0	0	1	3	0	0
Christensen 2b/p	4	0	0	0	0	2	2	1	2
Newton 2b/dh	0	0	0	0	1	0	0	0	0
Gillespie ph	1	0	0	0	0	1	0	0	0
Sweet rf	3	0	0	0	0	0	4	1	0
Koshansky p	0	0	0	0	0	0	0	0	0
Hickman p	0	0	0	0	0	0	0	0	0
Parker p	0	0	0	0	0	0	1	0	0
Gale p	0	0	0	0	0	0	0	0	0
Totals	33	1	5	1	1	10	24	7	7

Florida State 16 (13-5,2-0)

Player	AB	R	H	RBI	BB	SO	PO	A	LOB
Bryan Zech 2b	3	2	2	3	1	0	3	0	0
Jeff Probst ph/2b	2	0	0	0	0	0	1	1	2
Mike Futrell dh	5	1	2	0	0	1	0	0	0
John-Ford Griffin lf	5	1	0	1	1	0	1	0	2
Ryan Barthelemy 1b	3	2	3	5	0	0	4	2	0
Scott Boyd ph/1b	1	1	0	0	0	0	1	1	0
Karl Jernigan cf	3	1	1	0	0	0	0	0	0
Richie Smith ph/cf	2	2	2	0	0	0	1	0	0
Brett Groves ss	4	2	1	2	0	0	1	5	0
Nick Rogers rf	3	2	2	1	1	0	1	0	0
Tony McQuade ph/rf	1	0	1	1	0	0	1	0	0
Scott Toole 3b	4	1	2	1	0	0	0	1	0
Chris Hart ph/3b	1	0	0	0	0	0	0	0	0
Blair McCaleb c	4	1	2	2	1	1	11	0	2
Robby Read p	0	0	0	0	0	0	2	0	0
Chris Ginn p	0	0	0	0	0	0	0	0	0
Brent Pearson p	0	0	0	0	0	0	0	0	0
Totals	41	16	18	16	4	2	27	10	9

Score by Innings

	R	H	E
Virginia	010	000	000
Florida State	036	050	20X

E - Wyant; Riesefeld; Boyd(1). LOB - Virginia 7; Seminoles 9. 2B - Stone; Zech(4); Barthelemy(7); Rogers(4). HR - D. Street; Barthelemy(6). HBP - Riesefeld; Futrell; Boyd. SF - Barthelemy(4); Groves(2). SB - Futrell(3).

Virginia	IP	H	R	ER	BB	SO	AB	BF
Koshansky	3.0	12	9	8	1	1	21	23
Hickman	1.1	1	4	4	2	1	5	8
Parker	2.1	5	3	3	1	0	11	14
Gale	1.1	0	0	0	0	0	4	4
Christensen	0.0	0	0	0	0	0	0	0

Florida State	IP	H	R	ER	BB	SO	AB	BF
Robby Read	7.0	5	1	1	0	8	26	27
Chris Ginn	1.0	0	0	0	0	0	4	4
Brent Pearson	1.0	0	0	0	1	2	3	4

Win - Read (4-2). Loss - Koshansky (2-1). Save - None. HB - Hickman; Parker; Read.

Umpires - Home: Steve Manders 1st: Ken Couch 3rd: Tony Thompson

Start: 4:53 pm Time: 2:38 Attendance: 2028 Game: UVA2

Game 19

UNIVERSITY OF VIRGINIA AT FLORIDA STATE Mar 11, 2001 at Tallahassee, Fla. (Dick Howser)

Virginia 1 (7-7,0-3)

Player	AB	R	H	RBI	BB	SO	PO	A	LOB
Stone lf	4	0	1	0	0	2	3	0	0
Vroman cf	4	0	0	0	0	1	2	0	1
Benick 3b	4	0	0	0	0	0	1	1	0
Wyant ss	4	0	1	0	0	0	2	1	0

Florida State 2 (14-5,3-0)

Player	AB	R	H	RBI	BB	SO	PO	A	LOB
Bryan Zech 2b	3	1	1	0	1	0	0	1	0
John-Ford Griffin lf	4	0	1	1	0	2	3	0	0
Ryan Barthelemy 1b	4	0	1	0	0	1	8	0	0
Chris Cole dh	3	0	0	0	1	1	0	0	2

Rueffert c.....	3	0	2	0	1	1	5	0	0	Karl Jernigan cf.....	3	0	0	0	0	1	3	0	0
Riesenfeld dh.....	4	0	1	0	0	1	0	0	0	Brett Groves ss.....	3	0	1	0	1	0	5	3	3
Christensen 2b.....	4	0	0	0	0	2	2	2	5	Mike Futrell rf.....	4	1	2	1	0	0	0	0	0
Word 1b.....	3	1	1	1	0	1	7	0	0	Scott Toole 3b.....	4	0	1	0	0	0	0	3	2
Sweet rf.....	3	0	2	0	0	0	2	0	0	Tony Richie c.....	3	0	0	0	0	0	8	1	2
D. Street p.....	0	0	0	0	0	0	0	3	0	Marc LaMacchia p.....	0	0	0	0	0	0	0	0	0
Totals	33	1	8	1	1	8	24	7	6	Totals	31	2	7	2	3	5	27	8	9

Score by Innings

Virginia.....	001	000	000	-	1	8	0
Florida State.....	001	001	00X	-	2	7	0

DP - Seminoles 1. LOB - Virginia 6; Seminoles 9. 2B - Zech(4); Griffin(8). HR - Word(2); Futrell(3). HBP - Jernigan. SB - Groves(10). CS - Sweet(2).

Virginia	IP	H	R	ER	BB	SO	AB	BF	Florida State	IP	H	R	ER	BB	SO	AB	BF
D. Street.....	8.0	7	2	2	3	5	31	35	Marc LaMacchia.....	8.1	7	1	1	1	7	30	31
									Justin Lord.....	0.2	1	0	0	0	1	3	3

Win - LaMacchia (3-0). Loss - D. Street (1-1). Save - Lord (2). HB - D. Street.
 Umpires - Home: Ken Couch 1st: Tony Thompson 3rd: Steve Manders
 Start: 1:07 pm Time: 2:02 Attendance: 2371 Game: UVA3

Game 20

NORTHERN IOWA AT FLORIDA STATE

Mar 13, 2001 at Tallahassee, FL (Dick Howser)

Northern Iowa 3 (7-7)										Florida State 4 (15-5)									
Player	AB	R	H	RBI	BB	SO	PO	A	LOB	Player	AB	R	H	RBI	BB	SO	PO	A	LOB
Boeve cf.....	4	0	1	1	0	3	3	0	0	Bryan Zech 2b.....	5	0	3	1	0	0	1	3	4
Weber ph.....	1	0	0	0	0	0	0	0	0	John-Ford Griffin lf.....	4	0	3	1	1	0	3	0	0
Welsch ss.....	5	0	1	0	0	0	0	2	2	Ryan Barthelemy 1b.....	5	0	1	0	0	1	10	0	2
McEachran 3b.....	4	0	0	0	1	0	0	1	0	Chris Cole dh.....	5	0	0	0	0	1	0	0	2
Brunner rf.....	3	0	0	0	1	0	2	0	3	Karl Jernigan cf.....	4	1	2	0	1	2	2	0	3
Durazo c.....	4	0	1	0	0	0	9	0	2	Mike Futrell rf.....	4	1	1	0	1	2	3	0	2
Miller dh.....	3	1	1	0	0	1	0	0	0	Brett Groves ss.....	3	1	2	1	1	0	0	5	0
Patterson ph.....	1	0	0	0	0	1	0	0	0	Scott Toole 3b.....	3	1	1	1	1	1	1	1	1
Simon 1b.....	4	1	1	0	0	1	5	1	0	Tony Richie c.....	4	0	0	0	0	2	7	0	0
Kobliska lf.....	1	1	1	0	1	0	1	0	0	Trent Peterson p.....	0	0	0	0	0	0	0	0	0
Torgerson ph/lf.....	1	0	0	0	0	0	2	0	0	Eric Roman p.....	0	0	0	0	0	0	0	0	0
Sutherland 2b.....	3	0	0	0	1	1	1	0	2	Justin Lord p.....	0	0	0	0	0	0	0	0	0
Saldana p.....	0	0	0	0	0	0	1	1	0	Totals	37	4	13	4	5	9	27	9	14
Ungs p.....	0	0	0	0	0	0	0	0	0										
Jensen p.....	0	0	0	0	0	0	0	0	0										
Totals	34	3	6	1	4	7	24	5	9										

Score by Innings

Northern Iowa.....	010	200	000	-	3	6	0
Florida State.....	010	210	00X	-	4	13	2

E - Groves; Toole. LOB - Panthers 9; Seminoles 14. 2B - Durazo; Griffin; Futrell. HBP - Torgerson. SB - Torgerson; Zech; Griffin; Jernigan 3; Groves.

Northern Iowa	IP	H	R	ER	BB	SO	AB	BF	Florida State	IP	H	R	ER	BB	SO	AB	BF
Saldana.....	5.1	11	4	4	2	6	27	29	Trent Peterson.....	4.0	6	3	1	4	4	19	23
Ungs.....	0.2	1	0	0	2	0	3	5	Eric Roman.....	4.0	0	0	0	0	3	12	13
Jensen.....	2.0	1	0	0	1	3	7	8	Justin Lord.....	1.0	0	0	0	0	0	3	3

Win - Roman (1-1). Loss - Saldana (1-2). Save - Lord (3). WP - Jensen; Roman. HB - Roman.
 Umpires - Home: Landon Davis 1st: Bruce Ravan 3rd: Wayne Funderburke
 Start: 6:01 Time: 2:54 Attendance: 948 Game: UNI
 Game notes: FSU extends winning streak to 12 games. Peterson faced 1 batter in the 5th. Ungs faced 3 batters in the 7th.

Game 21

LIBERTY AT FLORIDA STATE

Mar 14, 2001 at Tallahassee, FL (Dick Howser)

Liberty 0 (8-7)										Florida State 1 (16-5)									
Player	AB	R	H	RBI	BB	SO	PO	A	LOB	Player	AB	R	H	RBI	BB	SO	PO	A	LOB
MONAHAN ss.....	3	0	0	0	0	1	0	2	0	Bryan Zech 2b.....	2	0	0	0	0	1	2	2	0
YORK 2b.....	3	0	1	0	0	0	0	0	0	John-Ford Griffin lf.....	3	0	1	0	0	0	0	0	0
BUTLER cf.....	3	0	0	0	0	2	1	0	1	Ryan Barthelemy 1b.....	3	0	0	0	0	1	7	1	0
MILLER, T. lf.....	3	0	2	0	0	0	2	0	0	Chris Cole dh.....	3	0	0	0	0	2	0	0	3
BONA 3b.....	2	0	1	0	1	1	0	1	0	Mike Futrell rf.....	3	0	0	0	0	2	0	0	0
BAKER rf.....	2	0	0	0	0	1	2	0	0	Karl Jernigan cf.....	1	0	0	0	1	0	1	1	0
KNOUSE 1b.....	2	0	0	0	0	2	5	1	0	Brett Groves ss.....	2	0	0	0	0	0	2	1	1
PENNIX dh.....	2	0	0	0	0	1	0	0	2	Scott Toole 3b.....	2	0	0	0	0	1	0	1	0
CLONINGER c.....	1	0	0	0	1	1	7	0	0	Tony Richie c.....	2	1	2	1	0	0	9	2	0
VALENTIN p.....	0	0	0	0	0	0	1	0	0	Matt Lynch p.....	0	0	0	0	0	0	0	2	0
Totals	21	0	4	0	2	9	18	4	3	Totals	21	1	3	1	1	7	21	10	4

Score by Innings

Liberty.....	000	000	0	-	0	4	1
Florida State.....	000	010	X	-	1	3	1

E - CLONINGER; Groves. DP - Seminoles 2. LOB - Flames 3; Seminoles 4. HR - Richie(1). SH - BAKER. CS - MILLER, T. Reached on CI - Zech.

Liberty	IP	H	R	ER	BB	SO	AB	BF	Florida State	IP	H	R	ER	BB	SO	AB	BF
VALENTIN.....	6.0	3	1	1	1	7	21	23	Matt Lynch.....	7.0	4	0	0	2	9	21	24

Win - Lynch (2-1). Loss - VALENTIN (3-1). Save - None. CI - CLONINGER.
 Umpires - Home: Bruce Ravan 1st: Wayne Funderburke 3rd: Al Davis
 Start: 6:03 Time: 1:40 Attendance: 961 Game: LU Game notes: Game called with one out in the bottom of the seventh due to lightning and rain.

Game 22

FLORIDA STATE AT NC STATE

Mar 16, 2001 at Raleigh, NC (Doak Field)

Florida State 8 (17-5,4-0 ACC)

NC State 7 (10-10,2-2 ACC)

Player	AB	R	H	RBI	BB	SO	PO	A	LOB
Bryan Zech 2b	7	1	2	1	0	2	3	4	1
John-Ford Griffin lf	5	1	3	3	0	0	4	0	0
Justin Lord p	0	0	0	0	0	0	0	0	0
Eric Roman p	1	0	0	0	0	0	0	0	0
Chris Ginn p	0	0	0	0	0	0	0	0	0
Nick Whidden p	1	0	0	0	0	0	0	1	0
Ryan Barthelemy 1b	7	2	3	1	0	1	13	1	3
Mike Futrell dh/lf	6	0	5	0	1	1	0	0	0
Karl Jernigan cf	7	1	2	1	0	1	2	1	0
Brett Groves ss	6	0	1	1	0	1	4	4	2
Nick Rogers rf	6	1	1	0	0	3	5	0	4
Chris Cole ph	1	0	0	0	0	0	0	0	0
Richie Smith rf	0	0	0	0	0	0	1	0	0
Scott Toole 3b	7	2	2	0	0	3	0	1	2
Tony Richie c	5	0	0	0	0	1	9	1	0
Blair Varnes p	0	0	0	0	0	0	1	2	0
Daniel Hodges p	0	0	0	0	0	0	0	0	0
Totals	59	8	19	7	1	13	42	15	12

Player	AB	R	H	RBI	BB	SO	PO	A	LOB
Dutton 2b/ss	6	0	0	0	1	1	4	7	1
Wright lf	6	0	1	0	0	1	0	0	1
Walsh 3b	5	1	1	0	1	1	0	2	3
Hicks 1b	5	1	1	0	2	0	18	1	0
Morton c	6	1	1	3	1	2	10	3	3
Riley dh	6	2	1	0	0	1	0	0	1
Shearin rf	6	1	1	0	0	0	2	0	1
Gaetti cf	5	1	3	1	1	0	4	0	0
Miller, A. ss	1	0	0	0	1	0	2	4	0
Butler ph	1	0	1	1	0	0	0	0	0
Mosley 2b	2	0	0	0	0	0	1	5	0
Combs p	0	0	0	0	0	0	1	0	0
Mattison p	0	0	0	0	0	0	0	0	0
Miller, J. p	0	0	0	0	0	0	0	1	0
Totals	49	7	10	5	7	6	42	23	11

Score by Innings

Inning	1	2	3	4	5	6	7	8	9	R	H	E
Florida State	0	0	0	0	0	0	0	1	8	19	2	
NC State	0	0	0	2	2	0	0	0	7	10	1	

E - Groves 2; Hicks. DP - Seminoles 1; Wolfpack 1. LOB - Seminoles 12; Wolfpack 11. 2B - Griffin 2; Jernigan; Gaetti; Butler. HR - Morton. HBP - Wright; Walsh; Riley. SH - Groves; Richie; Miller, A. SB - Griffin; Futrell; Jernigan; Groves; Toole. CS - Futrell.

Florida State	IP	H	R	ER	BB	SO	AB	BF
Blair Varnes	7.0	4	2	0	3	2	25	30
Daniel Hodges	1.0	4	2	2	1	1	5	6
Justin Lord	1.0	2	3	3	1	3	5	6
Eric Roman	1.1	0	0	0	1	0	3	6
Chris Ginn	0.1	0	0	0	0	0	1	1
Nick Whidden	3.1	0	0	0	1	0	10	11

NC State	IP	H	R	ER	BB	SO	AB	BF
Combs	7.0	14	6	6	0	6	33	34
Mattison	2.0	2	1	1	1	3	8	9
Miller, J.	5.0	3	1	1	0	4	18	19

Win - N. Whidden (1-0). Loss - Miller, J. (1-2). Save - None.
 WP - N. Whidden; Varnes; Miller, J. HB - Roman 2; Varnes. BK - Miller, J.
 Umpires - Home: Gerald Trexler 1st: Scott Erby 3rd: Wayne Morris
 Start: 7:04 Time: 4:11 Attendance: 631 Game: NCS1 Game notes: FSU extends winning streak to 14 games.

Game 23

FLORIDA STATE AT NC STATE

Mar 17, 2001 at Raleigh, NC (Doak Field)

Florida State 2 (17-6,4-1 ACC)

NC State 4 (11-10,3-2 ACC)

Player	AB	R	H	RBI	BB	SO	PO	A	LOB
Bryan Zech 2b	5	0	1	0	0	2	1	3	1
Mike Futrell dh/lf	4	0	0	0	0	0	0	0	0
John-Ford Griffin lf	4	1	3	1	1	0	1	0	0
Ryan Barthelemy 1b	5	1	2	0	0	1	9	2	1
Karl Jernigan cf	4	0	1	1	1	2	1	3	3
Brett Groves ss	3	0	1	0	1	0	3	3	3
Nick Rogers rf	1	0	1	0	0	0	0	0	0
Richie Smith rf	1	0	0	0	0	0	1	0	0
Jeff Probst ph	1	0	0	0	0	0	0	0	0
Scott Toole 3b	2	0	0	0	0	2	0	0	1
Chris Hart ph/3b	1	0	0	0	1	0	0	1	0
Blair McCaleb c	4	0	0	0	0	0	4	1	3
Robby Read p	0	0	0	0	0	0	2	1	0
Chris Ginn p	0	0	0	0	0	0	0	0	0
Brent Pearson p	0	0	0	0	0	0	1	0	0
Totals	35	2	9	2	4	6	24	12	12

Player	AB	R	H	RBI	BB	SO	PO	A	LOB
Dutton 2b	3	0	2	0	0	0	1	1	0
Wright lf	4	0	0	0	0	1	2	0	2
Walsh 3b	3	1	0	0	1	1	0	3	0
Hicks 1b	4	1	1	0	0	0	10	0	0
Morton c	3	0	1	0	0	0	6	1	0
Riley dh	3	0	1	1	0	0	0	0	0
Shearin rf	3	0	0	0	0	0	2	0	0
Gaetti cf	2	1	1	0	0	0	5	0	0
Miller, A. ss	3	1	2	0	0	0	1	5	0
D'Amato p	0	0	0	0	0	0	0	0	0
Sollie p	0	0	0	0	0	0	0	0	0
Totals	28	4	8	1	1	2	27	10	3

Score by Innings

Inning	1	2	3	4	5	6	7	8	9	R	H	E
Florida State	0	0	0	0	0	0	0	0	2	9	4	
NC State	0	0	0	1	0	0	0	0	4	8	1	

E - Griffin; Toole 2; Ginn; Walsh. DP - Seminoles 3. LOB - Seminoles 12; Wolfpack 3. 2B - Barthelemy; Jernigan; Groves; Hicks; Riley; Miller, A. 3B - Barthelemy. HR - Griffin. HBP - Futrell; Gaetti. SH - Smith; Dutton. SB - Dutton; Gaetti. CS - Riley.

Florida State	IP	H	R	ER	BB	SO	AB	BF
Robby Read	4.0	6	3	2	1	1	16	19
Chris Ginn	1.0	1	1	1	0	0	3	3
Brent Pearson	3.0	1	0	0	0	1	9	9

NC State	IP	H	R	ER	BB	SO	AB	BF
D'Amato	8.0	9	2	2	4	5	32	37
Sollie	1.0	0	0	0	0	1	3	4

Win - D'Amato (3-2). Loss - Read (4-3). Save - Sollie (1). HB - Read; Sollie.
 Umpires - Home: Scott Erby 1st: Wayne Morris 3rd: Gerald Trexler
 Start: 1:07 Time: 2:22 Attendance: 1232 Game: NCS2 Read faced 3 batters in the 5th. Ginn faced 1 batter in the 6th.

Game 24

FLORIDA STATE AT NC STATE Mar 18, 2001 at Raleigh, NC (Doak Field)

Florida State 12 (18-6,5-1 ACC)

Player	AB	R	H	RBI	BB	SO	PO	A	LOB
Bryan Zech 2b	5	2	1	2	0	1	2	4	2
John-Ford Griffin lf	5	3	3	1	0	0	1	0	0
Ryan Barthelemy 1b	5	2	2	2	0	0	13	0	0
Chris Cole dh	1	1	0	0	1	0	0	0	0
Nick Rogers ph	1	1	0	0	1	0	0	0	0
Richie Smith ph	1	1	1	2	0	0	0	0	0
Mike Futrell rf	5	0	1	0	0	3	0	0	0
Karl Jernigan cf	4	1	2	2	1	0	4	0	1
Chris Hart 3b	3	0	0	0	0	1	0	1	1
Jeff Probst ph/3b	1	0	0	0	0	1	1	0	0
Brett Groves ss	5	1	2	0	0	1	2	2	0
Tony Richie c	5	0	2	0	0	0	4	1	2
Marc LaMacchia p	0	0	0	0	0	0	0	4	0
Daniel Hodges p	0	0	0	0	0	0	0	0	0
Justin Lord p	0	0	0	0	0	0	0	0	0
Totals	41	12	14	9	3	7	27	12	6

NC State 3 (11-11,3-3 ACC)

Player	AB	R	H	RBI	BB	SO	PO	A	LOB
Dutton 2b	4	1	1	2	0	0	0	2	0
Butler ph	1	0	0	0	0	0	0	0	0
Wright lf	4	0	0	0	0	0	1	2	0
Walsh 3b	4	0	2	0	0	0	2	0	0
Hicks 1b	4	1	1	0	0	0	8	0	2
Morton c	3	0	0	0	0	2	7	1	0
Riley dh	2	0	0	0	0	0	0	0	0
Pruitt ph	2	0	0	0	0	0	0	0	0
Shearin rf	3	0	2	1	0	1	3	0	0
Gaetti cf	3	0	1	0	1	0	1	0	0
Miller, A. ss	4	1	1	0	0	1	2	4	4
Caldwell p	0	0	0	0	0	0	0	1	0
Blanton p	0	0	0	0	0	0	0	0	0
Stephenson p	0	0	0	0	0	0	0	0	0
Sollie p	0	0	0	0	0	0	0	0	0
Totals	34	3	8	3	1	5	27	6	7

Score by Innings	R	H	E
Florida State	023	210	103
NC State	000	100	200

E - Jernigan; Dutton. LOB - Seminoles 6; Wolfpack 7. 2B - Barthelemy; Groves; Walsh; Hicks; Shearin. 3B - Smith; Jernigan. HR - Zech; Griffin; Dutton. HBP - Hart; Morton. SF - Shearin. SB - Rogers 2; Jernigan. CS - Groves.

Florida State	IP	H	R	ER	BB	SO	AB	BF	NC State	IP	H	R	ER	BB	SO	AB	BF
Marc LaMacchia	7.0	7	3	3	1	3	27	30	Caldwell	3.0	6	5	5	1	3	14	15
Daniel Hodges	1.0	0	0	0	0	1	3	3	Blanton	1.0	2	2	2	0	0	5	5
Justin Lord	1.0	1	0	0	0	1	4	4	Stephenson	3.0	2	2	2	1	1	11	12
									Sollie	2.0	4	3	2	1	3	11	13

Win - LaMacchia (4-0). Loss - Caldwell (2-3). Save - None. WP - LaMacchia; Caldwell. HB - LaMacchia; Sollie. BK - Caldwell 2. PB - Morton. Umpires - Home: Gerald Trexler 1st: Scott Erby 3rd: Wayne Morris. Start: 1:29 Time: 2:20 Attendance: 1637 Game: NCS3

Game 25

AKRON AT FLORIDA STATE Mar 20, 2001 at Tallahassee, FL (Dick Howser)

Akron 2 (3-7)

Player	AB	R	H	RBI	BB	SO	PO	A	LOB
Moorhead lf	4	0	0	1	0	1	4	0	4
Bowers cf	3	0	2	0	2	0	0	0	0
Gemler 1b	5	0	2	0	0	3	8	1	0
Manfredonia dh	4	0	1	0	1	0	0	0	0
Winkler c	3	1	1	0	1	1	3	0	3
Swallie ph	1	0	0	0	0	0	0	0	1
White ss	4	0	1	0	0	2	0	2	3
Lindhe 3b	4	1	0	0	0	0	1	4	0
Langguth rf	4	0	2	0	0	0	2	0	0
Lucas 2b	2	0	0	0	1	0	3	4	1
Steineck ph/2b	1	0	0	0	0	1	2	0	0
McCauley p	0	0	0	0	0	0	1	0	0
Gangi p	0	0	0	0	0	0	0	0	0
Maczko p	0	0	0	0	0	0	0	0	0
Wipkowski p	0	0	0	0	0	0	0	0	0
Totals	35	2	9	1	5	8	24	11	12

Florida State 8 (19-6)

Player	AB	R	H	RBI	BB	SO	PO	A	LOB
Bryan Zech 2b	5	0	0	0	0	0	3	2	0
John-Ford Griffin lf	4	3	2	1	1	1	0	0	0
Ryan Barthelemy 1b	4	0	1	0	1	0	4	0	0
Chris Cole dh	2	1	0	0	1	0	0	0	0
Nick Rogers ph	2	0	1	0	0	0	0	0	1
Mike Futrell rf	5	2	2	4	0	0	2	0	0
Karl Jernigan cf	3	2	2	0	2	0	3	0	2
Chris Hart 3b	3	0	1	1	1	0	1	2	0
Brett Groves ss	3	0	2	1	1	0	4	3	0
Tony Richie c	4	0	0	0	0	2	9	2	7
Matt Lynch p	0	0	0	0	0	0	0	1	0
Nick Whidden p	0	0	0	0	0	0	0	0	0
John Bentley p	0	0	0	0	0	0	0	0	0
Totals	35	8	11	7	7	3	27	9	10

Score by Innings	R	H	E
Akron	000	100	010
Florida State	301	110	11X

E - Lucas; Hart; Groves 2; N. Whidden. DP - Zips 1; Seminoles 2. LOB - Zips 12; Seminoles 10. 2B - Gemler; Langguth; Hart. HR - Griffin; Futrell. SF - Moorhead. SB - Griffin; Jernigan 3; Groves. CS - Manfredonia; Lucas.

Akron	IP	H	R	ER	BB	SO	AB	BF	Florida State	IP	H	R	ER	BB	SO	AB	BF
McCauley	2.0	3	3	3	4	0	8	12	Matt Lynch	6.0	6	1	0	5	3	22	28
Gangi	3.0	5	3	2	1	1	14	15	Nick Whidden	2.0	2	1	0	0	4	9	9
Maczko	2.2	4	2	2	2	2	12	14	John Bentley	1.0	1	0	0	0	1	4	4
Wipkowski	0.1	0	0	0	0	0	1	1									

Win - Lynch (3-1). Loss - McCauley (1-2). Save - None. WP - Lynch 3; N. Whidden. Umpires - Home: Joe Correia 1st: Steve Partington 3rd: Bruce Ravan. Start: 6:02 Time: 3:06 Attendance: 888 Game: AK1

Game 26

AKRON AT FLORIDA STATE Mar 21, 2001 at Tallahassee, FL (Dick Howser)

Akron 2 (3-8)

Player	AB	R	H	RBI	BB	SO	PO	A	LOB
Moorhead lf	3	1	1	1	0	0	4	0	0
Welch ph/lf	0	0	0	0	1	0	1	0	0
Bowers cf/p	4	0	1	0	0	1	1	0	2

Florida State 14 (20-6)

Player	AB	R	H	RBI	BB	SO	PO	A	LOB
Jeff Probst 2b	4	2	2	1	2	0	2	2	0
John-Ford Griffin lf	3	3	2	0	1	0	1	0	1
Tony McQuade lf	2	1	2	0	0	0	1	0	0

Gemler 1b	3	0	0	0	0	0	9	0	0	Ryan Barthelemy 1b	4	4	1	1	1	0	11	0	2
Swallie ph	1	0	0	0	0	0	0	0	0	Chris Cole dh	1	0	0	2	1	0	0	0	0
Manfredonia dh	3	1	1	0	0	0	0	0	0	Mike Futrell rf	3	2	1	3	1	0	0	1	0
Kulick cf	1	0	0	0	0	0	0	0	0	Nick Rogers rf	0	0	0	0	1	0	0	0	0
Winkler c	4	0	1	0	0	2	3	0	0	Karl Jernigan cf	4	0	4	4	0	0	1	0	0
White ss	3	0	0	0	0	2	1	3	0	Richie Smith cf	0	0	0	1	1	0	0	0	0
Lindhe 3b	2	0	0	0	0	2	2	3	0	Chris Hart 3b	3	0	0	0	0	1	1	2	4
Mahl ph/3b	1	0	0	0	0	1	0	0	0	Scott Boyd 3b	2	0	0	0	0	1	0	0	3
Languth rf	2	0	1	1	0	0	1	0	0	Brett Groves ss	3	1	1	0	0	0	0	3	0
Pederi ph/ff	1	0	0	0	0	1	1	0	0	Scott Toole ph/ss	2	0	0	0	0	0	0	1	0
Steineck 2b	2	0	0	0	0	1	1	1	0	Blair McCaleb c	4	1	0	0	1	1	10	0	0
Lucas p/ph	1	0	1	0	0	0	0	0	0	Trent Peterson p	0	0	0	0	0	0	0	0	0
Samad p	0	0	0	0	0	0	0	1	0	Daniel Hodges p	0	0	0	0	0	0	0	0	0
Shepard p	0	0	0	0	0	0	0	1	0	Eric Roman p	0	0	0	0	0	0	0	0	0
Totals	31	2	6	2	1	10	24	9	3	Chris Ginn p	0	0	0	0	0	0	0	0	0
										Justin Lord p	0	0	0	0	0	0	0	1	0
										Totals	35	14	13	12	9	3	27	10	10

Score by Innings		R	H	E	
Akron	010 001 000	-	2	6	2
Florida State	340 201 40X	-	14	13	0

E - White; Lucas. DP - Zips 1; Seminoles 1. LOB - Zips 3; Seminoles 10. 2B - Manfredonia; Lucas; Probst; Griffin; McQuade; Jernigan. HR - Moorhead; Futrell. HBP - Barthelemy; Cole. SF - Cole 2. SB - Futrell; Jernigan.

Akron	IP	H	R	ER	BB	SO	AB	BF	Florida State	IP	H	R	ER	BB	SO	AB	BF
Lucas	1.1	6	7	4	1	1	10	12	Trent Peterson	5.0	3	1	1	0	4	17	17
Samad	2.2	3	2	2	2	0	11	13	Daniel Hodges	1.0	2	1	1	0	1	4	4
Shepard	2.0	2	1	1	1	1	7	9	Eric Roman	1.0	0	0	0	0	2	3	3
Bowers	2.0	2	4	4	5	1	7	14	Chris Ginn	1.0	1	0	0	1	2	4	5
									Justin Lord	1.0	0	0	0	0	1	3	3

Win - Peterson (2-0). Loss - Lucas (0-3). Save - None. WP - Bowers 2; Lucas; Shepard. HB - Bowers; Shepard.
 Umpires - Home: Steve Partington 1st: Bruce Ravan 3rd: Al Davis
 Start: 6:02 Time: 2:26 Attendance: 899 Game: AK2

Game 27

NORTH CAROLINA AT FLORIDA STATE

Mar 23, 2001 at Tallahassee, Fla. (Dick Howser)

North Carolina 0 (16-9,0-4 ACC)										Florida State 3 (21-6,6-1 ACC)									
Player	AB	R	H	RBI	BB	SO	PO	A	LOB	Player	AB	R	H	RBI	BB	SO	PO	A	LOB
Greenberg, A cf	4	0	0	0	0	0	4	0	1	Bryan Zech 2b	4	1	1	0	0	2	5	4	0
Adams, R. 2b	3	0	1	0	0	0	2	2	0	John-Ford Griffin lf	3	0	0	0	1	0	3	1	1
Farrell, S. lf/3b	4	0	2	0	0	1	0	1	0	Ryan Barthelemy 1b	1	1	1	1	2	0	10	0	0
Blake, R. c	3	0	0	0	1	0	8	2	1	Chris Cole dh	1	0	0	0	1	0	0	0	1
Cleveland, J 1b/ff	4	0	1	0	0	1	5	0	0	Nick Rogers ph	1	0	0	1	0	1	0	0	0
Howell, J. dh/1b	4	0	3	0	0	0	1	0	2	Mike Futrell rf	2	0	0	0	1	2	0	0	1
Maples, C. 3b	3	0	1	0	0	1	1	1	0	Karl Jernigan cf	3	0	1	1	0	0	2	0	0
Russell, B. lf	0	0	0	0	0	0	0	0	0	Brett Groves ss	1	0	0	0	3	1	3	4	0
Braun, R. ph	1	0	0	0	1	1	0	0	1	Jeff Probst 3b	4	0	0	0	0	1	0	1	5
Roberts, R. rf/p	2	0	0	0	1	1	1	0	1	Tony Richie c	2	1	1	0	1	1	4	3	0
Prosser, C. ss	3	0	2	0	0	0	1	0	0	Blair Varnes p	0	0	0	0	0	0	0	1	0
Robinson, D. p	0	0	0	0	0	0	2	0	0	Justin Lord p	0	0	0	0	0	0	0	0	0
Senatore, S. p	0	0	0	0	0	0	0	0	0	Totals	22	3	4	3	9	8	27	14	8
Totals	31	0	10	0	2	4	24	7	7										

Score by Innings		R	H	E	
North Carolina	000 000 000	-	0	10	0
Florida State	000 020 01X	-	3	4	0

DP - Seminoles 3. LOB - Tar Heels 7; Seminoles 8. 2B - Zech. HBP - Adams, R.. SH - Futrell. SF - Barthelemy; Rogers; Jernigan. SB - Groves. CS - Adams, R.; Howell, J.; Maples, C.; Groves.

Akron	IP	H	R	ER	BB	SO	AB	BF	Florida State	IP	H	R	ER	BB	SO	AB	BF
Robinson, D	4.0	4	2	2	5	3	13	19	Blair Varnes	8.0	9	0	0	2	3	27	30
Senatore, S	0.1	0	0	0	1	0	0	2	Justin Lord	1.0	1	0	0	0	1	4	4
Roberts, R.	3.0	0	1	1	2	5	8	11									
Howell, J.	0.2	0	0	0	1	0	1	3									

Win - Varnes (4-1). Loss - Robinson, D. (1-1). Save - Lord (4). WP - Howell, J.; Roberts, R. 2; Senatore, S.. HB - Varnes.
 Umpires - Home: Jack Cox 1st: Rick Darby 3rd: Arthur Schmidt
 Start: 7:07 Time: 2:48 Attendance: 2562 Game: UNCL
 Game notes: Varnes has gone 15 consecutive innings without giving up an earned run. Griffin's hitting streak snapped at eight games. Robinson, D. faced 2 batters in the 5th.

Game 28

NORTH CAROLINA AT FLORIDA STATE

Mar 24, 2001 at Tallahassee, Fla. (Dick Howser)

North Carolina 6 (16-10,0-5)										Florida State 12 (22-6,7-1)									
Player	AB	R	H	RBI	BB	SO	PO	A	LOB	Player	AB	R	H	RBI	BB	SO	PO	A	LOB
Greenberg, A cf	2	0	0	0	0	1	0	0	0	Bryan Zech 2b	4	3	2	0	1	0	3	4	1
Russell, B. ph/cf	3	1	1	0	0	2	1	0	0	Chris Hart ph/3b	1	0	1	1	0	0	0	0	0
Adams, R. 2b	4	1	3	1	1	0	5	4	0	John-Ford Griffin lf	3	2	2	1	1	0	2	0	0
Farrell, S. lf	5	0	0	0	0	1	0	1	3	Tony McQuade lf	2	0	0	0	0	1	1	0	0
Blake, R. c/1b	4	1	1	1	0	1	4	1	0	Mike Futrell dh	2	1	2	3	0	0	0	0	0
Cleveland, J 1b/3b	3	1	2	3	0	1	4	0	0	Chris Cole dh/ph	1	0	1	0	1	0	0	0	0
Howell, J. dh	2	0	1	0	2	0	0	0	0	Scott Boyd dh	1	0	0	0	0	1	0	0	1
Maples, C. 3b	2	0	0	0	0	0	3	5	1	Ryan Barthelemy 1b	5	1	2	2	0	0	6	0	2
Braun, R. ph/c	1	1	0	0	1	1	3	0	0	Karl Jernigan cf	3	1	1	1	0	0	1	0	0
Roberts, R. rf	4	0	0	0	0	2	2	1	2	Richie Smith ph/cf	1	0	0	0	1	0	2	0	0

Prosser, C. ss	3	1	1	1	0	1	1	3	0
Moore, D. p	0	0	0	0	0	0	0	2	0
Tanner, M. p	0	0	0	0	0	0	0	0	0
Manshack, S. p	0	0	0	0	0	0	0	0	0
Brower, K. p	0	0	0	0	0	0	0	1	0
Dickerson, B p	0	0	0	0	0	0	0	0	0
Gross, M. p	0	0	0	0	0	0	1	0	0
Totals	33	6	9	6	4	10	24	18	6

Nick Rogers rf	4	1	1	0	1	0	1	0	4
Brett Groves ss	1	0	0	1	1	0	0	1	0
Scott Toole ss/3b	1	0	0	0	1	0	1	2	3
Jeff Probst 3b/ss	5	1	3	2	0	0	0	1	0
Tony Richie c	3	1	1	0	0	0	4	1	1
Blair McCaleb c	1	1	0	0	1	1	6	0	0
Marc LaMacchia p	0	0	0	0	0	0	0	0	0
Daniel Hodges p	0	0	0	0	0	0	0	1	0
Totals	38	12	16	11	8	3	27	10	12

Score by Innings							R	H	E
North Carolina	000	005	001	-	6	9	2		
Florida State	230	600	01X	-	12	16	1		

E - Cleveland, J.; Prosser, C.; Probst, DP - Seminoles 2. LOB - Tar Heels 6; Seminoles 12. 2B - Russell, B.; Adams, R.; Futrell; Barthelemy; Rogers; Richie. 3B - Hart. HR - Cleveland, J. HBP - Cleveland, J.; Groves, SF - Prosser, C.; Futrell. SB - Barthelemy; Toole. CS - Adams, R.; Barthelemy.

North Carolina	IP	H	R	ER	BB	SO	AB	BF
Moore, D.	2.0	4	5	4	3	0	10	13
Tanner, M.	1.1	6	4	3	0	0	8	9
Manshack, S.	0.2	4	2	2	2	0	5	8
Brower, K.	2.1	1	0	0	1	1	8	9
Dickerson, B.	0.1	0	0	0	1	0	1	2
Gross, M.	1.1	1	1	1	1	2	6	7

Florida State	IP	H	R	ER	BB	SO	AB	BF
Marc LaMacchia	5.1	7	5	5	2	5	20	23
Daniel Hodges	3.2	2	1	0	2	5	13	16

Win - LaMacchia (5-0). Loss - Moore, D. (2-2). Save - Hodges (2). WP - Moore, D.; LaMacchia 2. HB - Manshack, S.; LaMacchia. Umpires - Home: Rick Darby. 1st: Arthur Schmidt. 3rd: Jack Cox. Start: 1:08 pm. Time: 2:56. Attendance: 2407. Game: UNC2. Manshack, S. faced 3 batters in the 5th.

Game 29

NORTH CAROLINA AT FLORIDA STATE Mar 25, 2001 at Tallahassee, Fla. (Dick Howser)

North Carolina 7 (16-11,0-6)

Player	AB	R	H	RBI	BB	SO	PO	A	LOB
Adams, R. ss	6	1	3	2	0	0	0	5	0
Cleveland, J. 3b/1b	4	0	0	1	0	2	1	0	5
Blake, R. c	4	1	0	0	1	3	5	1	0
Farrell, S. lf	3	1	2	0	2	0	2	0	0
Howell, J. 1b/p	2	0	0	1	0	1	8	1	0
Roberts, R. rf	4	1	1	0	1	1	2	0	2
Prosser, C. 2b	5	1	1	1	0	0	1	5	4
Greenberg, A. cf	3	1	0	1	1	1	4	0	2
Braun, R. dh	3	1	2	0	1	1	0	0	0
Maples, C. 3b	1	0	0	0	0	0	0	0	0
Autrey, S. p	0	0	0	0	0	0	1	1	0
Senatore, S. p	0	0	0	0	0	0	0	0	0
Benson, W. p	0	0	0	0	0	0	0	0	0
Totals	35	7	9	6	6	9	24	13	13

Florida State 8 (23-6,7-1)

Player	AB	R	H	RBI	BB	SO	PO	A	LOB
Bryan Zech 2b	2	2	0	0	3	0	2	3	0
John-Ford Griffin lf	5	2	4	2	0	1	4	0	0
Ryan Barthelemy 1b	4	1	1	3	0	0	8	1	1
Mike Futrell dh	3	0	0	0	1	1	0	0	0
Karl Jernigan cf	1	1	1	1	0	0	1	0	0
Nick Rogers rf	4	0	1	0	0	1	2	0	3
Jeff Probst ss	4	0	1	1	0	0	0	4	0
Scott Toole 3b	4	0	1	0	0	1	0	2	2
Tony Richie c	3	2	0	0	1	1	9	0	1
Robby Read p	0	0	0	0	0	0	1	0	0
Eric Roman p	0	0	0	0	0	0	0	0	0
Brent Pearson p	0	0	0	0	0	0	0	0	0
Nick Whidden p	0	0	0	0	0	0	0	0	0
Justin Lord p	0	0	0	0	0	0	0	0	0
Totals	30	8	9	7	5	5	27	10	7

Score by Innings							R	H	E
North Carolina	104	000	200	-	7	9	1		
Florida State	200	014	10X	-	8	9	2		

E - Howell, J.; Zech(6); Barthelemy(6). DP - Tar Heels 1; Seminoles 1. LOB - Tar Heels 13; Seminoles 7. 2B - Griffin(13); Jernigan(7); Rogers(5). HR - Barthelemy(6). HBP - Cleveland, J.; Howell, J. 2; Greenberg, A.; Jernigan 2. SF - Cleveland, J.; Howell, J.; Barthelemy(5); Jernigan(3). SB - Greenberg, A.; Braun, R.; Griffin.

North Carolina	IP	H	R	ER	BB	SO	AB	BF
Autrey, S.	4.0	3	3	3	4	2	13	19
Senatore, S.	0.1	1	0	0	0	0	1	2
Benson, W.	2.2	5	5	1	1	2	13	15
Howell, J.	1.0	0	0	0	0	1	3	3

Florida State	IP	H	R	ER	BB	SO	AB	BF
Robby Read	3.0	5	5	4	3	5	14	20
Eric Roman	3.0	3	0	0	1	2	12	14
Brent Pearson	1.0	0	2	2	2	0	2	5
Nick Whidden	1.0	1	0	0	0	1	4	5
Justin Lord	1.0	0	0	0	0	1	3	3

Win - Pearson (3-0). Loss - Benson, W. (3-1). Save - Lord (5). WP - N. Whidden(3). HB - Autrey, S.; Benson, W.; Read 2; Roman; N. Whidden. BK - Pearson(1). Umpires - Home: Arthur Schmidt. 1st: Jack Cox. 3rd: Rick Darby. Start: 1:34 pm. Time: 3:01. Attendance: 1527. Game: UNC3. Autrey, S. faced 2 batters in the 5th.

Game 30

THE CITADEL AT FLORIDA STATE Mar 27, 2001 at Tallahassee, FL (Dick Howser)

Citadel 0 (20-7)

Player	AB	R	H	RBI	BB	SO	PO	A	LOB
Phillips cf	4	0	1	0	0	1	3	0	0
Byrd lf	3	0	0	0	0	2	2	0	0
McPherson 3b	4	0	1	0	0	1	2	1	2
Hartig 1b	4	0	1	0	0	1	6	0	0
Jordan rf	4	0	2	0	0	2	4	0	0
Randall c	4	0	0	0	0	3	3	0	2
Griffin ss	3	0	0	0	0	1	3	2	1
Dean dh	3	0	0	0	0	0	0	0	0
Garcia 2b	3	0	0	0	0	2	1	4	0
Talbert p	0	0	0	0	0	0	0	0	0
Fulmer p	0	0	0	0	0	0	0	0	0
Williams p	0	0	0	0	0	0	0	0	0

Florida State 3 (24-6)

Player	AB	R	H	RBI	BB	SO	PO	A	LOB
Bryan Zech 2b	2	1	1	0	1	0	3	4	0
Mike Futrell dh	1	0	0	1	1	0	0	0	0
Chris Cole ph	1	0	0	0	0	0	0	0	0
John-Ford Griffin lf	4	1	2	0	0	0	0	0	2
Ryan Barthelemy 1b	4	0	1	0	0	1	7	1	2
Karl Jernigan cf	4	0	1	2	0	1	1	0	1
Nick Rogers rf	3	0	0	0	1	0	1	0	1
Jeff Probst ss	4	1	2	0	0	1	0	2	1
Scott Toole 3b	3	0	0	0	0	0	1	0	0
Tony Richie c	3	0	0	0	0	0	13	0	0
Matt Lynch p	0	0	0	0	0	0	0	0	0
Chris Ginn p	0	0	0	0	0	0	1	0	0
Justin Lord p	0	0	0	0	0	0	0	0	0

Totals	32	0	5	0	0	13	24	7	6	Justin Lord p.....	0	0	0	0	0	0	0	0	0
Totals	29	3	7	3	3	3	27	7	7	Totals	29	3	7	3	3	3	27	7	7

Score by Innings	R	H	E
Citadel	000	000	000
Florida State	210	000	00X

E - Garcia; Zech. DP - Bulldogs 2; Seminoles 1. LOB - Bulldogs 6; Seminoles 7. 2B - Phillips; Jernigan. HBP - Byrd; Zech. SF - Futrell. SB - Jordan; Jernigan.

Citadel	IP	H	R	ER	BB	SO	AB	BF	Florida State	IP	H	R	ER	BB	SO	AB	BF
Talbert	5.0	5	3	2	3	0	19	23	Matt Lynch	7.0	5	0	0	0	11	26	27
Fulmer	1.2	2	0	0	0	0	6	7	Chris Ginn	1.0	0	0	0	0	1	3	3
Williams	1.1	0	0	0	0	3	4	4	Justin Lord	1.0	0	0	0	0	1	3	3

Win - Lynch (4-1). Loss - Talbert (5-1). Save - Lord (6). HB - Fulmer; Lynch. PB - Richie.
 Umpires - Home: Bruce Ravan 1st: Wayne Funderburke 3rd: Landon Davis
 Start: 6:04 Time: 2:21 Attendance: 862 Game: CIT1 Game notes: Matt Lynch has not given up an earned run in his last 20.0 innings.

Game 31

THE CITADEL AT FLORIDA STATE

Mar 28, 2001 at Tallahassee, FL (Dick Howser)

Citadel 5 (21-7)

Player	AB	R	H	RBI	BB	SO	PO	A	LOB
Phillips cf	5	1	2	1	0	1	2	0	2
Byrd lf	5	0	1	1	0	0	4	1	0
McPherson p/dh	3	0	1	1	0	0	1	0	0
Hartig 1b	5	0	1	1	0	0	6	1	1
Jordan rf	3	1	1	0	0	1	4	0	2
Randall c	4	0	0	0	0	7	1	2	0
Griffin ss	4	1	3	0	0	2	0	0	2
Mainor 3b	1	0	0	0	1	0	1	2	0
Stepp ph	1	0	0	0	1	0	0	0	0
Fernandez 3b	0	0	0	0	0	1	0	0	0
Dantzler ph	1	1	1	1	0	0	0	0	0
Cannon 3b	0	0	0	0	0	0	1	0	0
Belk 2b	3	1	1	0	1	0	0	1	2
Hamer p	0	0	0	0	0	0	0	1	0
Corn p	0	0	0	0	0	0	0	0	0
Totals	35	5	11	5	2	3	27	9	9

Florida State 2 (24-7)

Player	AB	R	H	RBI	BB	SO	PO	A	LOB
Bryan Zech 2b	4	0	0	0	0	2	3	2	0
John-Ford Griffin lf	4	0	2	0	0	0	3	0	0
Ryan Barthelemy 1b	4	0	0	0	0	0	12	0	1
Chris Cole dh	3	1	1	0	1	2	0	0	1
Nick Rogers pr	0	0	0	0	0	0	0	0	0
Karl Jernigan cf	2	1	0	0	1	0	0	0	0
Mike Futrell rf	3	0	0	0	1	0	3	0	2
Jeff Probst ss	3	0	1	1	1	0	1	4	1
Scott Toole 3b	3	0	0	0	0	1	2	4	1
Richie Smith ph	1	0	0	0	0	1	0	0	0
Tony Richie c	4	0	1	0	0	1	3	0	0
Trent Peterson p	0	0	0	0	0	0	0	0	0
Daniel Hodges p	0	0	0	0	0	0	0	0	0
Justin Lord p	0	0	0	0	0	0	0	0	0
Nick Whidden p	0	0	0	0	0	0	0	0	0
Totals	31	2	5	1	4	7	27	10	7

Score by Innings	R	H	E
Citadel	000	000	005
Florida State	000	002	000

E - Randall; Mainor. DP - Seminoles 2. LOB - Bulldogs 9; Seminoles 7. 2B - Jordan; Griffin; Cole. HBP - McPherson; Jordan 2; Jernigan. SF - McPherson. SB - Probst.

Citadel	IP	H	R	ER	BB	SO	AB	BF
McPherson	5.2	5	2	2	3	5	22	25
Hamer	1.1	0	0	0	0	1	3	3
Corn	2.0	0	0	0	1	1	6	8

Florida State	IP	H	R	ER	BB	SO	AB	BF
Trent Peterson	6.0	2	0	0	1	2	19	23
Daniel Hodges	2.0	3	0	0	0	1	8	8
Justin Lord	0.1	4	5	5	1	0	5	6
Nick Whidden	0.2	2	0	0	0	0	3	4

Win - Corn (4-1). Loss - Lord (1-1). Save - None. WP - McPherson; Peterson. HB - Corn; Peterson 3.
 Umpires - Home: Joe Correia 1st: Bruce Ravan 3rd: Wayne Funderburke
 Start: 3:31 Time: 3:01 Attendance: 885 Game: CIT2 Game notes: FSU loses first game of the season when leading going into the 8th inning. Peterson faced 1 batter in the 7th.

Game 32

WAKE FOREST AT FLORIDA STATE

Mar 30, 2001 at Tallahassee, FL (Dick Howser)

Wake Forest 3 (19-8,6-4)

Player	AB	R	H	RBI	BB	SO	PO	A	LOB
Cory Sulliva cf	4	0	1	1	0	2	1	1	0
Nick Blue 2b	2	1	0	0	0	1	1	2	0
Stephen Ghut ph/c	2	0	1	0	0	1	2	0	0
Steve LeFaiv dh	4	1	1	0	0	2	0	0	1
Josh Hansen ph	1	0	0	0	0	1	0	0	2
Jamie D'Anto 1b	4	0	0	1	0	1	8	1	1
Corey Slavik 3b	4	0	1	0	0	1	1	3	0
Ryan Johnson rf	3	0	3	1	1	0	4	0	0
Carlos Brack lf	4	0	0	0	0	3	1	0	4
Jamie Athas ss	4	1	2	0	0	2	3	2	1
Jason Aquila c/2b	4	0	1	0	0	1	2	1	0
Ben Clayton p	0	0	0	0	0	0	1	0	0
Adam Hanson p	0	0	0	0	0	0	0	1	0
Gregory Russ p	0	0	0	0	0	0	0	0	0
Totals	36	3	10	3	1	15	24	11	9

Florida State 12 (25-7,9-1)

Player	AB	R	H	RBI	BB	SO	PO	A	LOB
Bryan Zech 2b	3	2	2	1	2	0	0	1	0
John-Ford Griffin lf	4	2	3	3	1	0	1	0	0
Mike Futrell dh	3	0	0	0	0	0	0	0	1
Chris Cole dh	1	1	0	0	1	0	0	0	0
Ryan Barthelemy 1b	5	1	2	5	0	1	5	0	2
Karl Jernigan cf	4	0	0	0	0	0	2	0	0
Richie Smith ph/cf	1	0	0	0	0	0	1	0	1
Nick Rogers rf	4	1	2	0	0	2	1	0	0
Jeff Probst ss	3	1	1	0	1	0	1	2	0
Scott Toole 3b	3	1	1	2	0	1	2	1	0
Tony Richie c	2	3	1	0	1	0	14	1	1
Blair Varnes p	0	0	0	0	0	0	0	0	0
Chris Ginn p	0	0	0	0	0	0	0	0	0
Totals	33	12	12	11	6	4	27	5	5

Score by Innings	R	H	E
Wake Forest	000	002	100
Florida State	050	105	01X

E - Nick Blue. DP - Deacons 1. LOB - Deacons 9; Seminoles 5. 2B - Steve LeFaiv; Ryan Johnson; Jamie Athas; Zech; Griffin 2; Rogers; Probst; Toole. 3B - Barthelemy; Richie. HR - Barthelemy. HBP - Nick Blue; Toole; Richie. SF - Cory Sulliva.

Wake Forest IP	H	R	ER	BB	SO	AB	BF	Florida State IP	H	R	ER	BB	SO	AB	BF
Ben Clayton 5.0	8	6	6	3	2	21	24	Blair Varnes 8.0	8	3	3	1	13	31	34
Adam Hanson 1.0	2	5	5	2	0	4	8	Chris Ginn 1.0	2	0	0	0	2	5	5
Gregory Russ 2.0	2	1	1	1	2	8	9								

Win - Varnes (5-1). Loss - Ben Clayton (3-1). Save - None. WP - Ben Clayton. HB - Adam Hanson 2; Varnes.
 Umpires - Home: Ken Couch 1st: Steve Manders 3rd: Darrell Arnold
 Start: 7:01 Time: 2:37 Attendance: 2867 Game: WF1

Game 33

WAKE FOREST AT FLORIDA STATE Mar 31, 2001 at Tallahassee, FL (Dick Howser)

Wake Forest 5 (19-9,6-5 ACC)

Player	AB	R	H	RBI	BB	SO	PO	A	LOB
Cory Sullivan p/dh	3	0	1	0	1	0	0	1	0
Nick Blue 2b	4	1	3	1	1	0	0	2	2
Corey Slavik 3b	4	0	1	1	0	1	0	3	0
Jamie D'Anto 1b	5	0	0	0	0	1	8	2	4
Ryan Johnson rf	5	1	2	1	0	2	2	0	0
Carlos Brack lf	5	1	1	2	0	3	2	0	2
Jamie Athas ss	5	1	2	0	0	1	3	3	0
Matt Price cf	4	0	0	0	0	1	4	1	1
Jason Aquila c	2	1	0	0	0	2	4	0	0
Stephen Ghut c	1	0	0	0	1	0	6	0	1
Dave Bush p	0	0	0	0	0	0	0	0	0

Totals 38 5 10 5 3 11 29 12 10

Florida State 6 (26-7,10-1 ACC)

Player	AB	R	H	RBI	BB	SO	PO	A	LOB
Bryan Zech 2b	5	0	1	0	0	2	0	4	1
John-Ford Griffin lf	5	1	1	0	1	1	0	0	0
Mike Futrell dh	2	0	1	0	1	0	0	0	0
Chris Cole ph	1	0	0	0	0	1	0	0	3
Richie Smith ph	1	0	1	1	1	0	0	0	0
Ryan Barthelemy 1b	4	2	2	0	1	1	12	1	1
Karl Jernigan cf	4	2	2	2	0	1	3	1	0
Nick Rogers rf	4	1	1	0	1	0	1	0	2
Jeff Probst ss	3	0	0	1	1	1	2	1	0
Scott Toole 3b	4	0	0	1	0	0	0	3	1
Tony Richie c	4	0	1	1	1	1	12	1	3
Marc LaMacchia p	0	0	0	0	0	0	0	1	0
Daniel Hodges p	0	0	0	0	0	0	0	1	0
Eric Roman p	0	0	0	0	0	0	0	1	0
Chris Ginn p	0	0	0	0	0	0	0	0	0
Justin Lord p	0	0	0	0	0	0	0	0	0

Totals 37 6 10 6 7 8 30 14 13

Score by Innings

Wake Forest	002	002	100	0	-	5	10	2
Florida State	000	300	200	1	-	6	10	1

Note: 2 outs, 1 runner LOB when the game ended. E - Ryan Johnson; Jamie Athas; Zech. DP - Deacons 1; Seminoles 1. LOB - Deacons 10; Seminoles 13. 2B - Barthelemy. HR - Carlos Brack; Jernigan. HBP - Cory Sullivan; Corey Slavik; Jason Aquila; Zech; Jernigan. SH - Matt Price; Toole. SF - Probst. SB - Jamie Athas; Griffin 2; Smith; Rogers.

Wake Forest IP	H	R	ER	BB	SO	AB	BF	Florida State IP	H	R	ER	BB	SO	AB	BF
Cory Sullivan 5.1	7	3	2	4	2	22	27	Marc LaMacchia 5.0	8	4	4	2	7	21	24
Dave Bush 4.1	3	3	3	3	6	15	21	Daniel Hodges 1.2	2	1	1	0	1	7	8
								Eric Roman 1.1	0	0	0	0	1	4	6
								Chris Ginn 1.0	0	0	0	0	1	3	3
								Justin Lord 1.0	0	0	0	0	1	3	4

Win - Lord (2-1). Loss - Dave Bush (2-3). Save - None. WP - LaMacchia. HB - Dave Bush 2; LaMacchia; Hodges; Roman.
 Umpires - Home: Steve Manders 1st: Darrell Arnold 3rd: Ken Couch
 Start: 7:07 Time: 3:34 Attendance: 2623 Game: WF2 LaMacchia faced 2 batters in the 6th.

Game 34

WAKE FOREST AT FLORIDA STATE Apr 1, 2001 at Tallahassee, Fla. (Dick Howser)

Wake Forest 5 (19-10,6-6)

Player	AB	R	H	RBI	BB	SO	PO	A	LOB
Cory Sullivan cf	5	0	2	0	0	0	4	0	0
Nick Blue 2b	4	1	2	2	0	0	0	2	0
Steve LeFaiv dh	2	0	0	0	1	1	0	0	0
Josh Hansen ph/dh	2	0	0	0	0	1	0	0	2
Ryan Johnson rf	3	0	2	1	0	0	3	0	0
Matt Price ph/lf	1	0	0	0	0	0	0	0	0
Corey Slavik 3b	4	0	0	0	0	3	0	2	3
Jamie D'Anto 1b	4	1	3	0	0	1	9	1	0
Stephen Ghut c	4	0	0	0	0	1	4	0	1
Carlos Brack lf/rf	4	1	1	0	0	2	2	0	0
Jamie Athas ss	3	2	1	0	1	1	1	4	1
Josh Bartlet p	0	0	0	0	0	0	0	0	0
Ryan Braun p	0	0	0	0	0	0	1	0	0

Totals 36 5 11 5 2 10 24 9 7

Florida State 6 (27-7,11-1)

Player	AB	R	H	RBI	BB	SO	PO	A	LOB
Bryan Zech 2b	5	1	2	0	0	1	2	4	1
John-Ford Griffin lf	2	0	0	1	2	0	1	1	0
Mike Futrell dh	2	0	1	2	0	1	0	0	0
Ryan Barthelemy 1b	2	0	0	0	1	1	12	0	1
Karl Jernigan cf	4	1	0	0	0	0	1	1	5
Nick Rogers rf	4	1	1	2	0	1	1	0	0
Jeff Probst ss	4	0	0	0	0	0	0	0	0
Scott Toole 3b	4	1	1	0	0	0	0	1	2
Blair McCaleb c	3	2	2	1	1	0	8	2	0
Robby Read p	0	0	0	0	0	0	1	0	0
Matt Lynch p	0	0	0	0	0	0	0	1	0
Justin Lord p	0	0	0	0	0	0	0	0	0

Totals 30 6 7 6 4 4 27 11 7

Score by Innings

Wake Forest	100	000	301	-	5	11	1
Florida State	002	012	01X	-	6	7	1

E - Josh Bartlet; Rogers(1). DP - Seminoles 1. LOB - Deacons 7; Seminoles 7. 2B - Zech(7); McCaleb 2(2). HR - Rogers(1). HBP - Nick Blue; Barthelemy. SF - Futrell 2(4). SB - Toole(4).

Wake Forest IP	H	R	ER	BB	SO	AB	BF	Florida State IP	H	R	ER	BB	SO	AB	BF
Josh Bartlet 6.0	5	5	4	4	1	22	29	Robby Read 6.1	5	4	4	2	7	24	27
Ryan Braun 2.0	2	1	1	0	3	8	8	Matt Lynch 2.1	6	1	1	0	2	11	11
								Justin Lord 0.1	0	0	0	0	1	1	1

Win - Read (5-3). Loss - Josh Bartlet (0-1). Save - Lord (7). WP - Read(2). HB - Josh Bartlet; Read. BK - Read(1).
 Umpires - Home: Darrell Arnold 1st: Ken Couch 3rd: Steve Manders
 Start: 1:00 pm Time: 2:56 Attendance: 2372 Game: WF3 Game notes: Robby Read ties single-game career high in K's with seven. Josh Bartlet faced 2 batters in the 7th.

Game 35

MERCER AT FLORIDA STATE

Apr 3, 2001 at Tallahassee, Fla. (Dick Howser)

MERCER 1 (18-15)

Player	AB	R	H	RBI	BB	SO	PO	A	LOB
David Harwell ss	2	1	0	0	0	1	1	0	0
Robbie O'Dell ph/ss	1	0	1	0	0	0	0	0	0
Ryan Newton 2b	3	0	1	0	0	1	1	2	0
Luke Jackson 2b/ph	0	0	0	0	0	0	0	0	0
Kyle Levegood cf	4	0	0	0	0	2	3	0	0
Brandon Blair 1b	4	0	1	1	0	3	5	0	2
Drew Starke c	3	0	0	0	0	0	6	0	0
Brian Jones p	0	0	0	0	0	0	0	0	0
Mathew Southwell p/ph	1	0	1	0	0	0	0	0	0
Mike Appalucci rf	4	0	1	0	0	2	4	0	2
James McDonough 3b/lf	4	0	1	0	0	1	2	1	1
Trevor Sas dh/c	3	0	0	0	1	1	2	0	1
Chris Connelly lf	2	0	0	0	0	2	0	0	0
Chase Brantley 3b	2	0	0	0	0	1	0	1	2
Byron Kiefer p	0	0	0	0	0	0	0	0	0
Mike Paolantonio p	0	0	0	0	0	0	0	1	0
Brett Jarrett p	0	0	0	0	0	0	0	0	0
Jason Page p	0	0	0	0	0	0	0	0	0
Totals	33	1	6	1	1	14	24	5	8

Florida State 15 (28-7)

Player	AB	R	H	RBI	BB	SO	PO	A	LOB
Bryan Zech 2b	6	0	1	0	0	0	2	1	2
John-Ford Griffin lf	3	3	2	1	1	0	0	0	0
Tony McQuade lf	2	0	0	0	0	1	0	0	0
Ryan Barthelemy 1b	3	1	1	0	1	1	0	1	0
Richie Smith cf	1	1	0	0	0	0	0	0	0
Mike Futrell dh	5	2	2	3	0	2	0	0	0
Karl Jernigan cf	3	3	2	0	0	0	3	0	0
Scott Boyd 1b	1	1	0	0	1	0	5	0	2
Nick Rogers rf	4	2	2	5	0	0	2	0	0
Jeff Probst ss	2	1	2	2	2	0	1	1	0
Scott Toole 3b	2	0	0	0	1	2	0	0	4
Chris Hart 3b	2	0	1	2	0	0	0	2	1
Tony Richie c	4	1	2	2	0	1	10	0	0
Blair McCaleb c	1	0	0	0	0	1	4	0	2
Trent Peterson p	0	0	0	0	0	0	0	0	0
John Bentley p	0	0	0	0	0	0	0	0	0
Nick Whidden p	0	0	0	0	0	0	0	0	0
Brent Pearson p	0	0	0	0	0	0	0	0	0
Totals	39	15	15	15	6	8	27	5	11

Score by Innings	R	H	E
Mercer	1	6	1
Florida State	15	15	0

E - Harwell. LOB - MERCER 8; Seminoles 11. 2B - Barthelemy(11); Futrell(7); Rogers 2(8); Probst(4); Richie(6). HBP - Harwell; Jackson; Smith; Futrell; Jernigan; Probst. SF - Rogers(2). SB - Futrell(5); Jernigan(18).

Mercer	IP	H	R	ER	BB	SO	AB	BF
Byron Kiefer	5	8	7	5	2	13	20	20
Mike Paolantonio	2.2	7	5	5	0	2	14	15
Brett Jarrett	1.0	0	0	0	0	2	3	3
Jason Page	1.0	1	2	2	1	2	4	7
Brian Jones	1.0	2	0	0	0	0	5	5
Mathew Southwell	0.0	0	0	0	0	0	0	0

Florida State	IP	H	R	ER	BB	SO	AB	BF
Trent Peterson	6.0	3	1	1	0	10	21	22
John Bentley	1.0	1	0	0	0	2	4	4
Nick Whidden	1.0	1	0	0	0	2	4	5
Brent Pearson	1.0	1	0	0	1	0	4	5

Win - Peterson (3-0). Loss - Kiefer (1-2). Save - None. WP - Kiefer 3; Peterson(3). HB - Kiefer 2; Page 2; Peterson; N. Whidden.
Umpires - Home: Wayne Funderburke 1st: Bruce Ravan 3rd: Joe Correia
Start: 6:03 pm Time: 2:38 Attendance: 811 Game: MERC1

Game 36

CLEMSON AT FLORIDA STATE

Apr 6, 2001 at Tallahassee, FL (Dick Howser)

Clemson 4 (21-10,5-2)

Player	AB	R	H	RBI	BB	SO	PO	A	LOB
STONE lf	3	0	1	0	0	0	0	0	0
FRANK rf	3	0	0	0	0	0	2	0	1
TRIPLETT ph	1	0	1	0	0	0	0	0	0
GREEN rf	0	0	0	0	0	0	0	0	0
GREENE ss	4	0	0	0	0	2	1	1	0
BAKER 3b	4	0	1	0	0	1	1	5	1
JOHNSON 1b	4	1	2	0	0	1	9	0	0
CODER cf	2	1	0	0	2	2	2	0	0
RILEY 2b	4	0	0	0	0	1	1	2	1
SCHMIDT dh	3	2	2	3	0	0	0	0	1
PYZIK c	2	0	0	0	0	0	8	1	0
REBA p	0	0	0	0	0	0	0	0	0
HARRELSON p	0	0	0	0	0	0	0	1	0
Totals	30	4	7	3	2	7	24	10	4

Florida State 7 (29-7,12-1)

Player	AB	R	H	RBI	BB	SO	PO	A	LOB
Bryan Zech 2b	5	0	1	0	0	1	4	3	0
John-Ford Griffin lf	4	2	2	1	1	1	3	0	0
Ryan Barthelemy 1b	4	0	2	4	1	0	5	1	2
Mike Futrell dh	4	1	2	0	0	1	0	0	2
Karl Jernigan cf	4	1	2	0	0	0	4	0	2
Nick Rogers rf	4	1	2	0	0	0	1	0	0
Jeff Probst ss	4	0	1	0	0	1	2	1	0
Chris Hart 3b	2	0	0	0	0	1	0	0	2
Richie Smith ph	0	1	0	0	1	0	0	0	0
Scott Toole 3b	1	0	0	0	0	1	0	1	0
Tony Richie c	4	1	0	1	0	2	8	1	0
Blair Varnes p	0	0	0	0	0	0	0	0	0
Daniel Hodges p	0	0	0	0	0	0	0	0	0
Eric Roman p	0	0	0	0	0	0	0	0	0
Justin Lord p	0	0	0	0	0	0	0	0	0
Totals	36	7	12	6	3	8	27	7	8

Score by Innings	R	H	E
Clemson	4	7	1
Florida State	7	12	1

E - RILEY; Zech. DP - Seminoles 2. LOB - Tigers 4; Seminoles 8. 2B - JOHNSON; Barthelemy. 3B - Barthelemy. HR - SCHMIDT 2. HBP - STONE; SCHMIDT. SH - PYZIK. SB - JOHNSON; CODER; Jernigan 2; Rogers. CS - STONE; Rogers.

Clemson	IP	H	R	ER	BB	SO	AB	BF
REBA	5.1	7	5	3	3	5	23	26
HARRELSON	2.2	5	2	0	0	3	13	13

Florida State	IP	H	R	ER	BB	SO	AB	BF
Blair Varnes	7.0	4	4	4	2	5	22	27
Daniel Hodges	0.0	2	0	0	0	0	2	2
Eric Roman	1.0	0	0	0	0	0	2	2
Justin Lord	1.0	1	0	0	0	2	4	4

Win - Varnes (6-1). Loss - REBA (5-1). Save - Lord (8). HB - Varnes 2. BK - REBA.
Umpires - Home: Scott Graham 1st: Scott Erby 3rd: Bryant Woodall
Start: 7:01 Time: 2:26 Attendance: 4380 Game: CU1 Game notes: With the win against Clemson, head coach Mike Martin now has 1,161 career wins, tying him for 14th on the all-time career coaching wins list. Martin is tied with former Clemson head coach Bill Wilhelm. Hodges faced 2 batters in the 8th.

Game 37

CLEMSON AT FLORIDA STATE

Apr 7, 2001 at Tallahassee, Fla. (Dick Howser)

Clemson 6 (21-11,5-3 ACC)

Player	AB	R	H	RBI	BB	SO	PO	A	LOB
STONE lf	5	1	1	1	0	1	4	0	0
FRANK rf	3	0	0	0	0	1	2	0	0
CODER ph/rf	2	0	0	0	0	0	0	0	0
BAKER 3b	5	3	4	3	0	1	1	3	2
JOHNSON 1b	5	0	1	1	0	0	10	0	1
SCHMIDT dh/p	5	0	1	0	0	2	0	0	0
GREENE ss	4	1	1	0	0	0	0	3	0
GREEN cf	5	1	2	1	0	2	4	0	5
TRIPLETT 2b	2	0	0	0	2	0	1	2	0
MILLER c	4	0	0	0	0	1	2	1	2
HENRIE p	0	0	0	0	0	0	0	0	0
LYNN p	0	0	0	0	0	0	0	0	0
URRICO p	0	0	0	0	0	0	0	0	0
Totals	40	6	10	6	2	8	24	9	10

Florida State 7 (30-7,13-1 ACC)

Player	AB	R	H	RBI	BB	SO	PO	A	LOB
Bryan Zech 2b	5	0	0	0	0	1	1	3	5
John-Ford Griffin lf	5	1	1	0	0	0	0	1	0
Ryan Barthelemy 1b	5	0	1	0	0	1	11	0	0
Mike Futrell dh	3	2	2	0	1	0	0	0	1
Karl Jernigan cf	3	3	2	3	1	0	1	0	1
Nick Rogers rf	3	0	0	1	0	1	0	0	0
Jeff Probst ss	3	1	2	0	1	0	1	3	0
Scott Toole 3b	3	0	3	2	1	0	2	1	0
Tony Richie c	4	0	1	1	0	0	9	0	1
Marc LaMacchia p	0	0	0	0	0	0	1	1	0
Matt Lynch p	0	0	0	0	0	0	0	0	0
Justin Lord p	0	0	0	0	0	0	0	0	0
Totals	34	7	12	7	4	3	27	8	8

Score by Innings	R	H	E
Clemson	002	200	101
Florida State	012	040	00X

E - STONE; Zech 2; Toole. DP - Tigers 1. LOB - Tigers 10; Seminoles 8. 2B - BAKER; JOHNSON; GREENE; GREEN; Jernigan. HR - BAKER 2; Jernigan. HBP - GREENE. SF - Rogers.

Clemson	IP	H	R	ER	BB	SO	AB	BF
HENRIE	4.1	9	6	6	2	0	21	23
LYNN	0.2	2	1	0	1	1	3	5
URRICO	0.2	0	0	0	1	1	2	3
SCHMIDT	2.1	1	0	0	0	1	8	8

Florida State	IP	H	R	ER	BB	SO	AB	BF
Marc LaMacchia	3.1	5	4	3	2	0	16	18
Matt Lynch	4.2	3	1	1	0	7	18	19
Justin Lord	1.0	2	1	1	0	1	6	6

Win - Lynch (5-1). Loss - HENRIE (3-1). Save - Lord (9). WP - LaMacchia. HB - Lynch.
Umpires - Home: Bryant Woodall 1st: Scott Erby 3rd: Scott Graham Start: 7:08 pm Time: 2:59 Attendance: 4461 Game: CU2

Game 38

CLEMSON AT FLORIDA STATE

Apr 8, 2001 at Tallahassee, FL (Dick Howser)

Clemson 1 (21-12,5-4 ACC)

Player	AB	R	H	RBI	BB	SO	PO	A	LOB
STONE lf	5	0	1	0	0	0	0	0	0
FRANK rf	1	1	0	0	1	0	1	1	0
CODER ph/cf	3	0	0	0	0	2	1	0	4
BAKER 3b	2	0	1	0	2	0	5	0	0
JOHNSON 1b	3	0	0	0	1	0	9	0	1
SCHMIDT dh/rf	3	0	1	1	0	0	0	0	0
GREENE ss	3	0	0	0	0	1	0	1	3
GREEN cf/rf	3	0	0	0	0	0	2	0	0
RILEY ph/dh	1	0	0	0	0	0	0	0	2
TRIPLETT 2b	4	0	1	0	0	0	3	3	0
PYZIK c	3	0	1	0	1	0	8	0	0
GLASER p	0	0	0	0	0	0	0	0	0
BOOZER p	0	0	0	0	0	0	0	0	0
CRAM p	0	0	0	0	0	0	2	0	0
Totals	31	1	5	1	5	3	24	12	10

Florida State 6 (31-7,14-1 ACC)

Player	AB	R	H	RBI	BB	SO	PO	A	LOB
Bryan Zech 2b	4	1	1	0	0	2	2	5	1
John-Ford Griffin lf	4	1	2	0	0	1	3	0	1
Ryan Barthelemy 1b	3	0	1	1	0	0	8	0	0
Mike Futrell dh	3	0	0	0	0	2	0	0	0
Richie Smith ph	0	1	0	0	1	0	0	0	0
Karl Jernigan cf	4	1	1	1	0	1	9	0	1
Nick Rogers rf	3	1	2	2	0	0	0	0	0
Jeff Probst ss	4	1	1	2	0	0	2	3	1
Scott Toole 3b	3	0	0	0	0	1	0	0	0
Blair McCaleb c	3	0	2	0	0	0	3	0	0
Robby Read p	0	0	0	0	0	0	0	0	0
Daniel Hodges p	0	0	0	0	0	0	0	1	0
Eric Roman p	0	0	0	0	0	0	0	0	0
Totals	31	6	10	6	1	7	27	9	4

Score by Innings	R	H	E
Clemson	100	000	000
Florida State	120	001	02X

E - Zech; McCaleb. DP - Tigers 3; Seminoles 1. LOB - Tigers 10; Seminoles 4. 2B - Griffin; Rogers. HR - Jernigan; Probst. HBP - GREENE; Barthelemy; Rogers. SF - SCHMIDT. SB - Rogers.

Clemson	IP	H	R	ER	BB	SO	AB	BF
GLASER	1.2	5	3	3	0	2	9	10
BOOZER	3.2	1	0	0	0	2	10	11
CRAM	2.2	4	3	3	1	3	12	13

Florida State	IP	H	R	ER	BB	SO	AB	BF
Robby Read	0.1	0	1	1	3	0	1	4
Daniel Hodges	7.2	5	0	0	1	3	27	30
Eric Roman	1.0	0	0	0	1	0	3	4

Win - Hodges (2-0). Loss - GLASER (3-1). Save - None. WP - Read. HB - GLASER; BOOZER; Hodges. PB - PYZIK.
Umpires - Home: Scott Erby 1st: Scott Graham 3rd: Bryant Woodall
Start: 1:01 Time: 2:31 Attendance: 3059 Game: CU3 Game notes: FSU goes undefeated at home (12-0) in ACC play for the first time. Daniel Hodges records career-long outing of 7.2 innings. FSU sweeps Clemson for the first time since 1995. Mike Martin moves now 13th in all-time NCAA DI victories.

Game 39

JACKSONVILLE AT FLORIDA STATE

Apr 11, 2001 at Tallahassee, FL (Dick Howser)

Jacksonville 4 (22-13)

Player	AB	R	H	RBI	BB	SO	PO	A	LOB
REIER, C. cf	4	0	0	0	0	0	2	0	2
HURST, J. cf	0	0	0	0	0	0	0	0	0
WEED, B.J. 2b	4	0	1	0	0	0	1	5	0
OLIVA, C. 1b	4	0	1	0	0	1	8	1	0

Florida State 9 (32-7)

Player	AB	R	H	RBI	BB	SO	PO	A	LOB
Bryan Zech 2b	4	1	1	2	0	2	3	7	0
John-Ford Griffin lf	5	1	3	2	0	0	0	0	2
Ryan Barthelemy 1b	4	1	2	1	0	1	12	3	0
Mike Futrell dh	4	0	1	0	0	1	0	0	1

NOVER, P. rf	3	1	0	0	0	0	2	0	0
HAUSEMAN, C. lf	4	1	2	0	0	1	0	0	0
BIERNACKI, S. dh	4	1	2	0	0	0	0	0	0
JOHNSON, D. ss	3	0	0	0	0	1	2	0	1
RODGERS, J. c	3	0	1	2	0	0	8	2	1
HOOVER, B. ph	1	0	1	1	0	0	0	0	0
KICKHAM, B. 3b	3	1	1	1	0	1	1	1	1
JOHNSON, J. ph	1	0	0	0	0	0	0	0	0
KHOURY, J. p	0	0	0	0	0	0	0	0	0
SITKINS, P. p	0	0	0	0	0	0	0	0	0
COURSON, R. p	0	0	0	0	0	0	0	0	0
PATTERSON, S. p	0	0	0	0	0	0	0	0	0
Totals	34	4	9	4	0	4	24	9	5

Richie Smith ph	1	0	0	0	0	0	0	0	0
Karl Jernigan cf	5	0	0	0	0	1	3	0	2
Nick Rogers rf	3	2	2	0	1	0	0	0	0
Jeff Probst ss	2	1	0	0	1	1	3	4	2
Scott Toole 3b	3	2	3	1	1	0	0	0	0
Chris Hart pr/3b	0	1	0	0	0	0	0	0	0
Tony Richie c	2	0	1	2	0	1	3	0	1
Blair McCaleb c	1	0	0	0	0	1	2	0	0
Trent Peterson p	0	0	0	0	0	0	0	1	0
John Bentley p	0	0	0	0	0	0	0	0	0
Robby Read p	0	0	0	0	0	0	0	0	0
Nick Whidden p	0	0	0	0	0	0	1	0	0
Brent Pearson p	0	0	0	0	0	0	0	0	0
Totals	34	9	13	8	3	8	27	15	8

Score by Innings							R	H	E
Jacksonville	000	001	201	-	4	9	1		
Florida State	030	400	20X	-	9	13	1		

E - PATTERSON, S; Zech, DP - Seminoles 2. LOB - Dolphins 5; Seminoles 8. 2B - BIERNACKI, S; HOOVER, B.; Toole 3B - Toole 2. HR - KICKHAM, B.; Griffin; Barthelemy. HBP - NOVER, P.; JOHNSON, D.; Zech; Barthelemy. SH - Probst. SF - Richie. SB - Griffin; Rogers. CS - WEED, B.J.; Rogers.

Jacksonville	IP	H	R	ER	BB	SO	AB	BF
KHOURY, J.	1.1	4	3	3	2	3	8	10
SITKINS, P.	2.0	5	4	4	0	1	9	11
COURSON, R.	1.2	1	0	0	1	2	5	6
PATTERSON, S.	3.0	3	2	1	0	2	12	14

Florida State	IP	H	R	ER	BB	SO	AB	BF
Trent Peterson	5.0	3	0	0	0	1	17	17
John Bentley	1.0	1	1	1	0	1	4	4
Robby Read	0.1	1	2	2	0	0	2	4
Nick Whidden	1.2	2	0	0	0	1	6	6
Brent Pearson	1.0	2	1	1	0	1	5	5

Win - Peterson (4-0). Loss - KHOURY, J. (0-2). Save - None. WP - KHOURY, J.; HB - SITKINS, P.; PATTERSON, S.; Read 2. Umpires - Home: Landon Davis 1st: Joe Correia 3rd: Bruce Ravan. Start: 6:05 Time: 2:37 Attendance: 1733 Game: JU1 Game notes: FSU improves to 29-2 at home. FSU has won eight straight games.

Game 40

FLORIDA STATE AT MIAMI

Apr 13, 2001 at Coral Gables, FL (Mark Light)

Florida State 10 (33-7)	AB	R	H	RBI	BB	SO	PO	A	LOB
Bryan Zech 2b	5	1	0	0	0	0	4	2	3
John-Ford Griffin lf	4	1	1	2	1	0	2	0	1
Ryan Barthelemy 1b	3	1	1	0	0	1	5	1	0
Mike Futrell dh	3	1	1	2	1	1	0	0	0
Richie Smith ph	1	0	0	0	0	0	0	0	0
Karl Jernigan cf	4	2	1	0	1	2	2	0	2
Nick Rogers rf	4	1	1	0	0	1	2	0	0
Jeff Probst ss	5	1	2	1	0	2	3	0	3
Chris Hart 3b	4	1	1	0	1	1	0	0	0
Tony Richie c	5	1	3	3	0	0	9	1	0
Blair Varnes p	0	0	0	0	0	0	0	1	0
Daniel Hodges p	0	0	0	0	0	0	0	1	0
Justin Lord p	0	0	0	0	0	0	0	0	0
Totals	38	10	11	8	4	8	27	6	9

Miami 9 (28-10)	AB	R	H	RBI	BB	SO	PO	A	LOB
NETTLES lf	5	0	2	0	0	1	1	0	0
J. RODRIGUEZ ss	4	2	1	0	1	1	2	1	1
M. RODRIGUEZ cf	5	1	1	0	0	1	2	0	0
MATIENZO dh	4	1	2	2	0	1	0	0	0
HOWARD 3b	5	3	2	0	0	0	2	2	0
BROWN 1b	4	1	3	3	1	0	8	1	0
LOVELADY c	4	0	1	2	0	2	9	2	1
CLUTE 2b	5	0	3	1	0	2	1	1	2
JIMERSON rf	4	1	1	1	0	1	1	0	4
SAFCHIK ph	1	0	0	0	0	0	0	0	1
BENGOCHEA p	0	0	0	0	0	0	0	0	0
SMITH p	0	0	0	0	0	0	1	0	0
COHN p	0	0	0	0	0	0	0	0	0
PRUNTY p	0	0	0	0	0	0	0	1	0
PRENDES p	0	0	0	0	0	0	0	0	0
DeBOLD p	0	0	0	0	0	0	0	0	0
Totals	41	9	16	9	2	9	27	8	9

Score by Innings							R	H	E
Florida State	052	003	000	-	10	11	2		
Miami	023	310	000	-	9	16	1		

E - Zech; Varnes; LOVELADY. LOB - Seminoles 9; MIAMI 9. 2B - Barthelemy; Jernigan; Probst; Hart; Richie. HR - Griffin; Futrell; Richie; BROWN; JIMERSON. HBP - Zech; Barthelemy 2; Rogers; LOVELADY. SF - MATIENZO. SB - Zech; JIMERSON. CS - Probst; NETTLES.

Florida State	IP	H	R	ER	BB	SO	AB	BF
Blair Varnes	3.2	10	8	5	2	3	20	24
Daniel Hodges	4.1	5	1	1	0	4	17	17
Justin Lord	1.0	1	0	0	0	2	4	4

Miami	IP	H	R	ER	BB	SO	AB	BF
BENGOCHEA	3.0	7	7	7	2	3	16	19
SMITH	2.0	0	0	0	1	2	6	9
COHN	0.1	0	1	1	0	0	1	2
PRUNTY	1.1	3	2	1	0	0	7	7
PRENDES	0.2	0	0	0	0	1	2	2
DeBOLD	1.2	1	0	0	1	2	6	7

Win - Hodges (3-0). Loss - PRUNTY (0-1). Save - Lord (10). WP - BENGOCHEA; PRUNTY; DeBOLD. HB - Varnes; BENGOCHEA; SMITH 2; COHN. Umpires - Home: Mark Chapman 1st: Mark McGill 3rd: Eddie Loggins. Start: 7:07 Time: 3:32 Attendance: 4940 Game: UMI Game notes: FSU extends winning streak to nine games.

Game 41

FLORIDA STATE AT MIAMI

Apr 14, 2001 at Coral Gables, FL (Mark Light)

Florida State 4 (33-8)	AB	R	H	RBI	BB	SO	PO	A	LOB
Bryan Zech 2b	4	1	1	0	1	2	3	1	2
John-Ford Griffin lf	3	1	2	2	2	1	3	0	0
Ryan Barthelemy 1b	3	0	0	0	2	2	3	3	0
Mike Futrell dh	5	0	0	0	0	1	0	0	0
Karl Jernigan cf	3	2	1	0	0	0	1	0	4
Nick Rogers rf	2	0	1	0	2	1	4	0	0
Jeff Probst ss	4	0	0	0	0	0	2	2	3
Chris Hart 3b	4	0	1	1	0	2	0	0	1
Tony Richie c	4	0	1	0	0	2	8	0	0
Matt Lynch p	0	0	0	0	0	0	0	1	0

Miami 5 (29-10)	AB	R	H	RBI	BB	SO	PO	A	LOB
NETTLES lf	2	2	0	0	2	1	2	0	2
BURT rf	0	0	0	0	0	0	2	0	0
JIMERSON rf/cf	4	0	1	2	0	2	0	0	1
J. RODRIGUEZ ss	4	0	0	0	0	1	3	2	1
MATIENZO dh	4	1	1	2	0	1	0	0	0
M. RODRIGUEZ cf/lf	3	0	0	0	1	1	0	0	0
BROWN 1b	3	0	0	0	1	1	7	1	0
HOWARD 3b	4	1	2	0	0	0	0	3	1
CLUTE 2b	4	0	3	0	0	0	2	2	0
DiROSA c	2	1	0	0	1	1	11	1	2

Eric Roman p	0	0	0	0	0	0	0	1	0
Totals	32	4	7	3	7	11	24	8	10

WALKER p	0	0	0	0	0	0	0	0	0
DeBOLD p	0	0	0	0	0	0	0	0	1
PRENDES p	0	0	0	0	0	0	0	0	0
HUGUET p	0	0	0	0	0	0	0	0	0
Totals	30	5	7	4	5	8	27	10	7

Florida State	010	021	000	-	4	7	2
Miami	230	000	00X	-	5	7	2

E - Zech; Jernigan; NETTLES; WALKER. DP - MIAMI 2. LOB - Seminoles 10; MIAMI 7. 2B - JIMERSON. HR - Griffin; MATIENZO. HBP - Jernigan 2. SH - DiROSA. SB - NETTLES; M. RODRIGUEZ; DiROSA. CS - CLUTE.

Florida State	IP	H	R	ER	BB	SO	AB	BF
Matt Lynch	5.1	4	5	2	5	4	19	25
Eric Roman	2.2	3	0	0	0	4	11	11

Miami	IP	H	R	ER	BB	SO	AB	BF
WALKER	5.1	6	4	3	4	5	20	25
DeBOLD	2.2	1	0	0	2	5	9	12
PRENDES	0.1	0	0	0	1	1	1	2
HUGUET	0.2	0	0	0	0	0	2	2

Win - WALKER (8-1). Loss - Lynch (5-2). Save - HUGUET (8). HB - WALKER; DeBOLD.
 Umpires - Home: Eddie Loggins 1st: Mark McGill 3rd: Mark Chapman
 Start: 7:08 Time: 3:08 Attendance: 5643 Game: UM2

Game 42

FLORIDA STATE AT MIAMI

Apr 15, 2001 at Coral Gables, FL (Mark Light)

Florida State 1 (33-9)

Player	AB	R	H	RBI	BB	SO	PO	A	LOB
Jeff Probst ss	3	0	0	0	1	1	0	2	0
John-Ford Griffin lf	2	0	1	0	1	0	2	0	1
Ryan Barthelemy 1b	4	1	1	0	0	2	6	1	0
Chris Cole 1b	0	0	0	0	0	0	1	0	0
Mike Futrell dh	4	0	1	0	0	1	0	0	2
Karl Jernigan cf	4	0	0	0	0	0	3	0	2
Nick Rogers rf	2	0	1	1	0	0	0	0	0
Richie Smith ph/rf	2	0	0	0	0	2	0	0	0
Bryan Zech 2b	3	0	1	0	0	0	3	4	0
Tony McQuade ph	1	0	0	0	0	0	0	0	0
Tony Richie c	2	0	0	0	0	0	6	1	0
Chris Hart 3b	2	0	0	0	0	0	3	1	1
Marc LaMacchia p	0	0	0	0	0	0	0	0	0
Trent Peterson p	0	0	0	0	0	0	0	0	0
Eric Roman p	0	0	0	0	0	0	0	0	0
Chris Ginn p	0	0	0	0	0	0	0	0	0
Brent Pearson p	0	0	0	0	0	0	0	0	0
Nick Whidden p	0	0	0	0	0	0	0	1	0
Totals	29	1	5	1	2	6	24	10	6

Miami 7 (30-9)

Player	AB	R	H	RBI	BB	SO	PO	A	LOB
NETTLES lf	3	1	0	0	0	2	3	0	3
BURT rf	1	0	1	0	0	0	0	0	0
J. RODRIGUEZ ss	5	0	3	1	0	0	1	4	0
M. RODRIGUEZ cf/lf	5	0	1	1	0	0	0	1	1
MATIENZO dh	4	0	0	0	0	1	0	0	2
HOWARD 3b	2	2	2	0	2	0	3	3	0
BROWN 1b	3	1	1	0	1	0	9	0	0
CLUTE 2b	3	1	1	1	1	1	3	2	2
DiROSA c	3	2	1	3	0	1	6	1	1
JIMERSON rf/cf	3	0	1	1	0	1	2	0	0
FARMER p	0	0	0	0	0	0	0	0	0
COHN p	0	0	0	0	0	0	0	1	0
SHEFFIELD p	0	0	0	0	0	0	0	0	0
PRENDES p	0	0	0	0	0	0	0	0	0
HUGUET p	0	0	0	0	0	0	0	1	0

Totals	32	7	11	7	4	6	27	13	9
--------	----	---	----	---	---	---	----	----	---

Florida State	000	100	000	-	1	5	1
Miami	100	104	01X	-	7	11	0

E - LaMacchia. DP - Seminoles 1; MIAMI 1. LOB - Seminoles 6; MIAMI 9. 2B - J. RODRIGUEZ; HOWARD 2; CLUTE. HR - DiROSA. HBP - Griffin; Richie; Hart; NETTLES; DiROSA. SH - MATIENZO; JIMERSON. SB - Hart. CS - Rogers.

Florida State	IP	H	R	ER	BB	SO	AB	BF
Marc LaMacchia	3.2	4	2	1	3	3	14	18
Trent Peterson	1.1	3	3	3	0	1	7	7
Eric Roman	1.0	1	1	1	0	0	4	4
Chris Ginn	0.1	1	0	0	1	0	1	3
Brent Pearson	0.2	0	0	0	0	1	2	2
Nick Whidden	1.0	2	1	1	0	1	4	6

Miami	IP	H	R	ER	BB	SO	AB	BF
FARMER	5.0	3	1	1	1	2	16	18
COHN	0.1	1	0	0	1	0	2	3
SHEFFIELD	1.2	1	0	0	0	2	5	6
PRENDES	0.2	0	0	0	0	1	2	3
HUGUET	1.1	0	0	0	0	1	4	4

Win - FARMER (8-2). Loss - LaMacchia (5-1). Save - None. WP - LaMacchia; SHEFFIELD. HB - LaMacchia; N. Whidden; FARMER; SHEFFIELD; PRENDES. BK - Ginn.
 Umpires - Home: Mark McGill 1st: Mark Chapman 3rd: Eddie Loggins
 Start: 1:10 Time: 2:57 Attendance: 2860 Game: UM3 Peterson faced 3 batters in the 6th.

Game 43

FLORIDA STATE AT JACKSONVILLE

Apr 18, 2001 at Jacksonville, FL (Alexander Brest)

Florida State 8 (34-9)

Player	AB	R	H	RBI	BB	SO	PO	A	LOB
Jeff Probst ss	4	1	1	0	1	1	2	1	1
John-Ford Griffin lf	4	1	0	0	0	0	4	0	0
Ryan Barthelemy 1b	4	2	2	3	1	1	4	0	0
Chris Cole dh	3	1	1	1	1	2	0	0	2
Richie Smith ph	1	0	0	0	0	1	0	0	0
Nick Rogers cf	4	1	2	0	0	1	2	0	0
Tony McQuade ph/rf	1	0	0	0	0	1	0	0	0
Mike Futrell rf/cf	3	1	1	1	1	0	3	0	0
Scott Toole 3b	2	1	0	0	1	2	0	1	0
Bryan Zech 2b	3	0	1	1	1	1	3	2	0
Tony Richie c	4	0	1	2	0	3	9	0	3
Robby Read p	0	0	0	0	0	0	0	1	0
Trent Peterson p	0	0	0	0	0	0	0	0	0
Totals	33	8	9	8	6	13	27	5	6

Jacksonville 1 (25-15)

Player	AB	R	H	RBI	BB	SO	PO	A	LOB
WEED, B. J. 2b	3	0	1	0	1	1	2	1	0
NOVER, P. cf	3	0	0	0	1	0	2	1	0
OLIVA, C. c	4	0	0	0	0	1	13	3	4
BIERNACKI, S. dh	2	0	0	0	1	0	0	0	0
REIER, C. pr	1	0	0	0	0	1	0	0	0
RODGERS, J. 1b	4	0	1	0	0	0	7	0	0
HURST, J. pr	0	1	0	0	0	0	0	0	0
HOOVER, B. rf	3	0	0	0	0	2	0	0	0
JOHNSON, J. ph	1	0	0	1	0	0	0	0	0
JOHNSON, D. ss	3	0	1	0	1	2	1	3	0
HAUSEMAN, C. lf	4	0	0	0	0	0	1	0	3
KICKHAM, B. 3b	2	0	0	0	1	2	1	2	0
DAWS, J. p	0	0	0	0	0	0	0	0	0
SHUMAKER, C. p	0	0	0	0	0	0	0	0	0
WILLIAMS, B. p	0	0	0	0	0	0	0	0	0
TRUTY, D. p	0	0	0	0	0	0	0	0	0
Totals	30	1	3	1	5	9	27	10	7

Score by Innings	R	H	E	
Florida State	000 131 021	- 8	9	0
Jacksonville	000 000 001	- 1	3	1

E - WILLIAMS, B.. LOB - Seminoles 6; Dolphins 7. 2B - Probst; Rogers; Zech. 3B - Barthelemy. HR - Barthelemy. HBP - Griffin; Toole. SB - Rogers. CS - Cole; Futrell.

Florida State	IP	H	R	ER	BB	SO	AB	BF	Jacksonville	IP	H	R	ER	BB	SO	AB	BF
Robby Read	8.0	1	0	0	5	8	25	30	DAWS, J.	4.2	5	4	4	3	6	18	22
Trent Peterson	1.0	2	1	1	0	1	5	5	SHUMAKER, C.	2.1	1	1	1	3	4	6	9
									WILLIAMS, B.	1.0	2	2	1	0	1	5	6
									TRUTY, D.	1.0	1	1	1	0	2	4	4

Win - Read (6-3). Loss - DAWS, J. (2-3). Save - None. WP - Peterson 2. HB - DAWS, J.; WILLIAMS, B..
 Umpires - Home: Tony Maners 1st: John Magnusson 3rd: Dennis McComb
 Start: 7:09 Time: 2:46 Attendance: 2113 Game: JU2

Game 44

MIAMI AT FLORIDA STATE

Apr 20, 2001 at Tallahassee, FL (Dick Howser)

Miami 7 (31-10)

Player	AB	R	H	RBI	BB	SO	PO	A	LOB
NETTLES lf	3	0	0	0	0	0	1	0	0
BURT rf	1	0	0	0	0	0	0	0	0
J. RODRIGUEZ ss	5	0	1	0	0	1	3	1	2
HOWARD 3b	4	0	1	1	0	2	1	6	0
MATIENZO dh	4	1	1	1	0	1	0	0	1
M. RODRIGUEZ cf/lf	4	2	1	1	0	0	1	0	0
BROWN 1b	4	0	0	0	4	10	0	0	0
CLUTE 2b	3	2	2	1	1	0	3	0	0
DiROSA c	3	1	1	2	1	0	8	2	1
JIMERSON rf/cf	4	1	2	1	0	2	0	0	0
BENGOCHEA p	0	0	0	0	0	0	0	1	0
PRENDES p	0	0	0	0	0	0	0	0	0
DeBOLD p	0	0	0	0	0	0	0	0	0
HUGUET p	0	0	0	0	0	0	0	1	0
Totals	35	7	9	7	2	10	27	11	4

Florida State 5 (34-10)

Player	AB	R	H	RBI	BB	SO	PO	A	LOB
Jeff Probst ss	4	0	1	0	0	1	2	1	2
John-Ford Griffin lf	5	1	2	0	0	1	3	1	0
Ryan Barthelemy 1b	5	2	2	2	0	1	6	0	2
Karl Jernigan cf	3	1	1	1	0	0	1	0	1
Nick Rogers rf	4	0	0	0	0	2	2	0	1
Mike Futrell dh	3	0	1	0	1	1	0	0	0
Bryan Zech 2b	2	0	1	0	0	1	2	1	0
Scott Toole 3b	2	0	0	0	0	0	1	1	1
Chris Cole ph	1	0	0	0	0	0	0	0	1
Chris Hart 3b	0	0	0	0	0	0	0	0	0
Tony Richie c	3	1	0	0	0	0	11	0	1
Blair McCaleb ph	0	0	0	0	0	0	0	0	0
Blair Varnes p	0	0	0	0	0	0	0	1	0
Eric Roman p	0	0	0	0	0	0	0	1	0
Chris Ginn p	0	0	0	0	0	0	0	0	0
Brent Pearson p	0	0	0	0	0	0	0	0	0
Nick Whidden p	0	0	0	0	0	0	0	0	0
Totals	32	5	8	3	2	8	27	7	7

Score by Innings	R	H	E	
Miami	010 001 311	- 7	9	2
Florida State	200 120 000	- 5	8	1

E - NETTLES; J. RODRIGUEZ; Varnes. DP - Hurricanes 1. LOB - Hurricanes 4; Seminoles 7. 2B - HOWARD; CLUTE; Probst; Griffin. 3B - Jernigan. HR - MATIENZO; M. RODRIGUEZ; DiROSA; Barthelemy. HBP - Jernigan; Zech; Toole; McCaleb. SH - NETTLES; Zech. SB - Jernigan. CS - Zech; Toole.

Miami	IP	H	R	ER	BB	SO	AB	BF	Florida State	IP	H	R	ER	BB	SO	AB	BF
BENGOCHEA	6.0	5	5	1	2	6	21	27	Blair Varnes	6.1	7	5	4	0	8	25	26
PRENDES	0.2	1	0	0	0	0	3	3	Eric Roman	1.1	1	1	1	0	1	5	5
DeBOLD	1.1	1	0	0	0	2	5	5	Chris Ginn	0.1	0	0	0	0	0	1	1
HUGUET	1.0	1	0	0	0	0	3	4	Brent Pearson	0.1	1	1	1	2	1	2	4
									Nick Whidden	0.2	0	0	0	0	0	2	2

Win - DeBOLD (2-1). Loss - Roman (1-2). Save - HUGUET (9). WP - BENGOCHEA 2; DeBOLD; Pearson. HB - BENGOCHEA 3; HUGUET; PB - DiROSA.
 Umpires - Home: Tony Walsh 1st: Lee Prejean 3rd: Mark McGill
 Start: 7:08 Time: 2:52 Attendance: 4736 Game: UM4

Game 45

MIAMI AT FLORIDA STATE

Apr 21, 2001 at Tallahassee, Fla. (Dick Howser)

Miami 9 (32-10)

Player	AB	R	H	RBI	BB	SO	PO	A	LOB
JIMERSON cf	5	1	1	1	0	3	0	0	1
CLUTE 2b	5	0	0	0	0	1	2	3	2
J. RODRIGUEZ ss	5	3	3	0	0	0	1	1	0
MATIENZO dh	3	0	1	2	1	0	0	0	0
HOWARD 3b	5	0	1	1	0	1	0	3	0
MANNIX rf	4	0	1	0	0	1	3	0	3
NETTLES pr	0	1	0	0	0	0	0	0	0
BURT rf	1	0	0	0	0	0	2	0	1
M. RODRIGUEZ lf	3	2	2	0	1	0	5	1	0
BROWN 1b	3	1	1	2	0	2	8	1	0
DiROSA c	2	1	1	2	2	0	6	0	0
WALKER p	0	0	0	0	0	0	0	1	0
SHEFFIELD p	0	0	0	0	0	0	0	0	0
PRENDES p	0	0	0	0	0	0	0	0	0
VAZQUEZ p	0	0	0	0	0	0	0	0	0
HUGUET p	0	0	0	0	0	0	0	0	0
Totals	36	9	11	8	4	8	27	10	6

Florida State 6 (34-11)

Player	AB	R	H	RBI	BB	SO	PO	A	LOB
Bryan Zech 2b	5	1	1	0	0	1	4	6	0
John-Ford Griffin lf	4	0	2	0	1	2	2	0	1
Ryan Barthelemy 1b	4	2	2	1	1	0	7	3	1
Karl Jernigan cf	5	1	2	4	0	0	4	0	2
Nick Rogers rf	3	1	0	0	1	1	0	0	0
Mike Futrell dh	2	0	1	0	1	0	0	0	1
Jeff Probst ss	3	0	0	0	0	1	1	3	1
Scott Toole 3b	3	0	0	0	0	1	0	1	1
Chris Cole ph	1	0	0	0	0	0	0	0	0
Chris Hart 3b	0	0	0	0	0	0	0	0	0
Tony Richie c	4	1	2	0	0	0	8	0	0
Matt Lynch p	0	0	0	0	0	0	0	1	0
Daniel Hodges p	0	0	0	0	0	0	0	0	0
Marc LaMacchia p	0	0	0	0	0	0	1	0	0
Totals	34	6	10	5	4	6	27	14	7

Score by Innings	R	H	E	
Miami	100 211 121	- 9	11	1
Florida State	010 002 300	- 6	10	4

E - WALKER; Zech; Probst 2; Lynch. DP - Hurricanes 2; Seminoles 1. LOB - Hurricanes 6; Seminoles 7. 2B - Griffin; Barthelemy; Richie. 3B - J. RODRIGUEZ.
 HR - JIMERSON; BROWN; DiROSA; Jernigan. SH - BROWN; Futrell; Probst. SF - MATIENZO. SB - J. RODRIGUEZ; M. RODRIGUEZ.

Miami	IP	H	R	ER	BB	SO	AB	BF	Florida State	IP	H	R	ER	BB	SO	AB	BF
WALKER	5.2	5	3	2	4	2	19	25	Matt Lynch	6.0	6	5	3	4	7	23	28
SHEFFIELD	0.1	2	2	2	0	1	3	3	Daniel Hodges	1.1	2	2	2	0	0	5	6
PRENDES	0.1	1	1	1	0	1	2	2	Marc LaMacchia	1.2	3	2	2	0	1	8	8
VAZQUEZ	1.2	1	0	0	0	2	6	6									
HUGUET	1.0	1	0	0	0	0	4	4									

Win - VAZQUEZ (2-1). Loss - Hodges (3-1). Save - HUGUET (10). WP - WALKER; Lynch.
 Umpires - Home: Lee Prejean 1st; Mark McGill 3rd; Tony Walsh
 Start: 7:11 pm Time: 3:15 Attendance: 5051 Game: UM5 SHEFFIELD faced 2 batters in the 7th.

Game 46

MIAMI AT FLORIDA STATE

Apr 22, 2001 at Tallahassee, Fla. (Dick Howser)

Miami 7 (33-10)

Player	AB	R	H	RBI	BB	SO	PO	A	LOB
JIMERSON cf	5	1	1	1	0	3	3	0	2
M. RODRIGUEZ lf	5	1	2	0	0	1	3	0	0
I. RODRIGUEZ ss	4	1	2	0	0	0	4	4	0
MATIZO dh	5	1	1	0	0	1	0	0	1
HOWARD 3b	4	1	3	0	1	0	1	3	0
MANNIX rf	4	0	2	0	0	1	0	0	3
BURT rf	1	0	0	0	0	1	0	0	0
DIROSA c	3	0	1	1	1	1	4	1	1
BROWN lb	5	1	1	0	0	2	10	0	1
CLUTE 2b	4	1	0	0	0	0	2	3	2
FARMER p	0	0	0	0	0	0	0	0	0
PRUNTY p	0	0	0	0	0	0	0	0	0
PRENDES p	0	0	0	0	0	0	0	0	0
DeBOLD p	0	0	0	0	0	0	0	0	0
HUGUET p	0	0	0	0	0	0	0	0	0
Totals	40	7	13	2	2	10	27	11	10

Florida State 4 (34-12)

Player	AB	R	H	RBI	BB	SO	PO	A	LOB
John-Ford Griffin lf	3	1	0	0	1	0	4	0	1
Nick Rogers rf	3	1	1	1	1	0	2	0	0
Ryan Barthelemy lb	4	0	2	0	0	0	4	2	1
Karl Jernigan cf	4	0	1	0	0	1	3	0	0
Richie Smith cf	0	0	0	0	0	0	1	0	0
Mike Futrell dh	2	1	0	1	1	1	0	0	0
Jeff Probst ss	4	1	1	2	0	1	1	0	2
Scott Toole 3b	4	0	2	0	0	0	1	1	0
Bryan Zech 2b	4	0	0	0	0	1	0	0	0
Tony Richie c	3	0	1	0	0	0	10	0	0
Trent Peterson p	0	0	0	0	0	0	0	1	0
Robby Read p	0	0	0	0	0	0	0	2	0
Justin Lord p	0	0	0	0	0	0	0	0	0
Totals	31	4	8	4	3	4	27	6	4

Score by Innings	R	H	E				
Miami	001	300	030	-	7	13	1
Florida State	101	002	000	-	4	8	3

E - BROWN; Toole(10); Zech(17); Peterson(1). DP - Hurricanes 3. LOB - Hurricanes 10; Seminoles 4. 2B - HOWARD; Rogers(11). HR - JIMERSON; Probst(2). HBP - J. RODRIGUEZ; DIROSA. SF - Futrell(5). SB - J. RODRIGUEZ; HOWARD; Rogers(10); Toole(5). CS - J. RODRIGUEZ; Jernigan(3).

Miami	IP	H	R	ER	BB	SO	AB	BF	Florida State	IP	H	R	ER	BB	SO	AB	BF
FARMER	6.0	5	4	3	3	2	22	26	Trent Peterson	3.0	6	4	4	0	2	15	15
PRUNTY	1.0	1	0	0	0	0	3	3	Robby Read	4.1	6	2	1	2	5	18	21
PRENDES	0.0	1	0	0	0	0	1	1	Justin Lord	1.2	1	1	0	0	3	7	8
DeBOLD	1.0	0	0	0	0	1	2	2									
HUGUET	1.0	1	0	0	0	1	3	3									

Win - PRUNTY (1-1). Loss - Read (6-4). Save - HUGUET (11). WP - Peterson(6); Read(4); Lord(1). HB - Read; Lord.
 Umpires - Home: Mark McGill 1st; Tony Walsh 3rd; Lee Prejean
 Start: 12:31 pm Time: 3:36 Attendance: 3983 Game: UM6 Peterson faced 4 batters in the 4th. PRENDES faced 1 batter in the 8th.

Game 47

FLORIDA STATE AT GEORGIA TECH

Apr 27, 2001 at Atlanta, GA (Russ Chandler)

Florida State 8 (34-13,14-2 ACC)

Player	AB	R	H	RBI	BB	SO	PO	A	LOB
Scott Toole 3b	4	1	1	0	1	0	0	0	0
John-Ford Griffin lf	4	0	0	0	1	1	0	0	0
Ryan Barthelemy lb	4	1	0	0	1	1	7	1	2
Karl Jernigan cf	4	1	1	1	0	1	2	0	0
Nick Rogers rf	3	2	1	0	1	2	3	1	0
Chris Hart rf	0	0	0	0	0	0	0	0	0
Mike Futrell dh	4	2	3	3	0	0	0	0	0
Jeff Probst ss	4	0	2	2	0	0	3	0	0
Bryan Zech 2b	4	1	1	0	0	0	2	0	2
Tony Richie c	3	0	0	0	0	0	10	0	0
Blair Varnes p	0	0	0	0	0	0	1	1	0
Robby Read p	0	0	0	0	0	0	0	0	0
Justin Lord p	0	0	0	0	0	0	0	0	0
Totals	34	8	9	6	4	5	25	6	4

Georgia Tech 9 (32-13,11-8 ACC)

Player	AB	R	H	RBI	BB	SO	PO	A	LOB
Boggs, M. 2b	4	0	1	1	1	0	1	1	0
Lewis, R. ss	5	0	2	1	0	1	3	2	0
Prince, B. c	5	1	1	0	0	1	5	1	2
Perry, J. lb	5	1	0	0	0	2	6	1	2
Basil, J. rf	5	2	2	2	0	2	2	0	0
Menocal, V. 3b	5	1	3	1	0	0	3	1	0
Stockton, B. lf	5	2	2	1	0	2	3	0	0
Murton, M. dh	5	1	3	1	0	0	0	0	1
Rynders, W. cf	4	1	2	1	1	1	3	0	1
Kelly, S. p	0	0	0	0	0	0	0	1	0
Burks, B. p	0	0	0	0	0	0	1	0	0
Totals	43	9	16	8	2	9	27	7	11

Score by Innings	R	H	E				
Florida State	401	000	021	-	8	9	5
Georgia Tech	000	420	003	-	9	16	3

Note: 1 out, 3 runners LOB when the game ended. E - Toole; Griffin; Zech 2; Read; Perry, J.; Basil, J.; Burks, B. DP - Jackets 1. LOB - Seminoles 4; Jackets 11. 2B - Futrell; Lewis, R.; Menocal, V.; Stockton, B. HR - Basil, J. SH - Richie. SB - Rogers. CS - Probst.

Florida State	IP	H	R	ER	BB	SO	AB	BF	Georgia Tech	IP	H	R	ER	BB	SO	AB	BF
Blair Varnes	4.2	11	6	6	1	3	24	25	Kelly, S.	7.2	8	7	7	3	5	31	34
Robby Read	3.1	1	0	0	1	5	12	13	Burks, B.	1.1	1	1	0	1	0	3	5
Justin Lord	0.1	4	3	0	0	1	7	7									

Win - Burks, B. (3-0). Loss - Lord (2-2). Save - None. WP - Read; Kelly, S.
 Umpires - Home: John Magnusson 1st; Jack Cox 3rd; Scott Graham
 Start: 7:07 Time: 3:10 Attendance: 2566 Game: GT1

Game 48

FLORIDA STATE AT GEORGIA TECH Apr 28, 2001 at Atlanta, GA (Russ Chandler)

Florida State 6 (35-13,15-2 ACC)

Player	AB	R	H	RBI	BB	SO	PO	A	LOB
Scott Toole 2b	4	3	2	0	1	0	1	5	0
John-Ford Griffin lf	2	2	2	2	3	0	2	0	0
Ryan Barthelemy 3b	4	1	1	0	1	0	2	3	0
Mike Futrell dh	4	0	2	3	0	1	0	0	0
Karl Jernigan cf	3	0	1	0	0	0	2	0	0
Nick Rogers rf	3	0	1	0	1	1	2	0	0
Jeff Probst ss	2	0	0	1	1	2	4	0	0
Scott Boyd 1b	2	0	0	0	0	2	9	0	0
Chris Cole ph/1b	2	0	0	0	0	0	3	0	3
Chris Hart 1b	0	0	0	0	0	0	1	1	0
Tony Richie c	4	0	0	0	0	1	2	0	3
Matt Lynch p	0	0	0	0	0	0	0	2	0
Eric Roman p	0	0	0	0	0	0	0	0	0
Daniel Hodges p	0	0	0	0	0	0	1	0	0
Totals	30	6	9	6	7	7	27	15	7

Georgia Tech 2 (32-14,11-9 ACC)

Player	AB	R	H	RBI	BB	SO	PO	A	LOB
Boggs, M. 2b	5	1	1	0	0	0	0	1	2
Lewis, R. ss	3	0	2	0	0	0	0	2	4
Prince, B. c	4	0	2	0	0	0	1	7	1
Basil, J. rf	3	0	0	0	1	0	2	0	2
Menocal, V. 3b	3	1	1	1	0	0	0	3	0
Murton, M. lf	3	0	2	0	1	0	1	0	0
Goffena, D. 1b	4	0	2	1	0	1	10	1	3
Kail, J.H. dh	3	0	0	0	0	0	0	0	0
Perry, J. ph	1	0	0	0	0	0	0	0	0
Rynders, W. cf	3	0	0	0	1	0	2	1	3
Parrott, R. p	0	0	0	0	0	0	2	1	0
Watchko, J. p	0	0	0	0	0	0	0	0	0
Totals	32	2	10	2	3	2	27	13	8

Score by Innings

	R	H	E
Florida State	000	003	201
Georgia Tech	010	000	010

E - Cole, DP - Seminoles 4; Jackets 1. LOB - Seminoles 7; Jackets 8. 2B - Toole; Murton, M. 2. HR - Griffin. SH - Jernigan; Lewis, R.. SF - Futrell; Probst; Menocal, V.. SB - Lewis, R.. CS - Griffin.

Florida State

Player	IP	H	R	ER	BB	SO	AB	BF
Matt Lynch	7.0	10	2	1	0	1	28	29
Eric Roman	1.0	0	0	0	2	1	2	5
Daniel Hodges	1.0	0	0	0	1	0	2	3

Georgia Tech

Player	IP	H	R	ER	BB	SO	AB	BF
Parrott, R.	8.1	9	6	6	6	7	30	38
Watchko, J.	0.2	0	0	0	1	0	0	2

Win - Lynch (6-2). Loss - Parrott, R. (7-4). Save - None. PB - Prince, B..
Umpires - Home: Jack Cox 1st: Scott Graham 3rd: John Magnusson
Start: 1:07 Time: 2:38 Attendance: 2458 Game: GT2 Lynch faced 2 batters in the 8th.

Game 49

FLORIDA STATE AT GEORGIA TECH Apr 29, 2001 at Atlanta, GA (Russ Chandler)

Florida State 2 (35-14,15-3 ACC)

Player	AB	R	H	RBI	BB	SO	PO	A	LOB
Scott Toole 2b	4	0	0	0	1	1	1	3	3
John-Ford Griffin lf	4	1	1	0	0	1	2	0	0
Ryan Barthelemy 3b	4	0	1	0	0	1	2	1	0
Mike Futrell dh	4	0	1	0	0	0	0	0	0
Karl Jernigan cf	2	0	0	1	0	0	3	0	2
Nick Rogers rf	4	1	2	0	0	0	0	0	1
Chris Hart 1b	2	0	1	0	0	1	8	1	0
Tony McQuade ph	1	0	1	0	0	0	0	0	0
Scott Boyd 1b	0	0	0	0	0	0	1	0	0
Chris Cole ph	1	0	0	0	0	0	0	0	0
Tony Richie c	2	0	0	0	0	2	3	0	0
Blair McCaleb ph/c	2	0	0	0	0	0	1	0	0
Jeff Probst ss	2	0	0	0	1	2	2	2	2
Richie Smith ph	1	0	0	0	0	0	0	0	0
Trent Peterson p	0	0	0	0	0	0	1	2	0
Marc LaMacchia p	0	0	0	0	0	0	0	0	0
Daniel Hodges p	0	0	0	0	0	0	0	1	0
Eric Roman p	0	0	0	0	0	0	0	0	0
Nick Whidden p	0	0	0	0	0	0	0	0	0
Chris Ginn p	0	0	0	0	0	0	0	0	0
Totals	33	2	7	1	2	8	24	10	8

Georgia Tech 12 (33-14,12-9 ACC)

Player	AB	R	H	RBI	BB	SO	PO	A	LOB
Boggs, M. 2b	4	1	0	1	1	1	4	3	0
Lewis, R. ss	4	3	1	1	2	0	3	1	1
Prince, B. c	5	2	4	1	0	1	8	0	0
Basil, J. rf	2	1	0	0	3	0	1	0	2
Menocal, V. 3b	4	0	1	3	0	0	0	1	2
Murton, M. dh	5	1	1	0	0	1	0	0	2
Goffena, D. 1b	4	1	2	2	0	0	3	1	2
Perry, J. 1b	1	1	1	1	0	0	3	0	0
Stockton, B. lf	2	1	1	0	2	0	2	0	1
Kail, J.H. ph	0	0	0	0	1	0	0	0	0
Swain, M. lf	0	0	0	0	0	0	0	0	0
Rynders, W. cf	5	1	1	0	0	1	2	0	1
Bakker, K. p	0	0	0	0	0	0	1	0	0
Cameron, K. p	0	0	0	0	0	0	0	0	0
Totals	36	12	12	9	9	4	27	6	11

Score by Innings

	R	H	E
Florida State	010	000	010
Georgia Tech	002	030	61X

E - Toole; Probst 2; Prince, B.; Menocal, V.; Rynders, W. DP - Jackets 1. LOB - Seminoles 8; Jackets 11. 2B - Rogers; McQuade. HR - Perry, J.. HBP - Jernigan. SH - Boggs, M.. SF - Jernigan; Menocal, V.. SB - Jernigan; Rogers; Hart. CS - Stockton, B..

Florida State

Player	IP	H	R	ER	BB	SO	AB	BF
Trent Peterson	4.0	4	3	2	4	2	16	20
Marc LaMacchia	0.0	1	2	2	1	0	1	2
Daniel Hodges	2.1	4	3	1	2	1	9	13
Eric Roman	0.0	0	2	0	1	0	1	2
Nick Whidden	0.2	2	1	0	0	0	5	5
Chris Ginn	1.0	1	1	1	1	1	4	5

Georgia Tech

Player	IP	H	R	ER	BB	SO	AB	BF
Bakker, K.	6.0	5	1	1	1	8	23	25
Cameron, K.	3.0	2	1	1	1	0	10	12

Win - Bakker, K. (4-0). Loss - Peterson (4-1). Save - Cameron, K. (2). HB - Bakker, K..
Umpires - Home: Scott Graham 1st: John Magnusson 3rd: Jack Cox
Start: 1:34 Time: 3:22 Attendance: 3138 Game: GT3 Game notes: Georgia Tech takes series for first time since 1995. Peterson faced 1 batter in the 5th. LaMacchia faced 2 batters in the 5th. Bakker, K. faced 2 batters in the 7th. Roman faced 2 batters in the 7th.

Game 50

FLORIDA STATE AT MARYLAND May 4, 2001 at College Park, MD (Shipley)

Florida State 8 (36-14,16-3 ACC)

Player	AB	R	H	RBI	BB	SO	PO	A	LOB
Scott Toole ss	6	1	4	0	0	1	3	6	3
John-Ford Griffin lf	4	1	1	0	1	0	1	0	3
Ryan Barthelemy 1b	4	1	1	1	0	1	7	1	1
Mike Futrell dh	3	0	2	2	1	0	0	0	0
Tony McQuade ph	1	0	0	0	0	1	0	0	0
Nick Rogers rf	5	2	3	0	0	1	2	0	1
Karl Jernigan cf	4	2	1	1	1	1	2	1	1
Jeff Probst 3b	4	1	1	1	1	1	0	2	2
Bryan Zech 2b	4	0	1	1	1	0	5	2	0
Tony Richie c	3	0	0	0	0	0	4	0	0
Chris Cole ph	0	0	0	0	1	0	0	0	0
Richie Smith pr	0	0	0	0	0	0	0	0	0
Blair McCaleb c	0	0	0	0	1	0	3	0	0
Blair Varnes p	0	0	0	0	0	0	0	0	0
Daniel Hodges p	0	0	0	0	0	0	0	0	0
Totals	38	8	14	6	7	6	27	12	11

Maryland 1 (15-32,4-17 ACC)

Player	AB	R	H	RBI	BB	SO	PO	A	LOB
Patenaude lf	3	0	1	0	1	0	2	0	0
McCurdy 2b	4	0	0	0	0	1	2	1	0
Oursler 3b	4	0	1	0	0	0	1	1	0
McDonald dh	3	1	1	1	1	1	0	0	1
Swope rf	4	0	1	0	0	2	3	0	2
Easter 1b	2	0	0	0	0	0	5	1	0
Gemmill ph	1	0	0	0	0	0	0	0	0
Lomas ss	4	0	2	0	0	1	3	3	0
Buffone c	3	0	0	0	0	0	5	1	1
Thompson ph	1	0	1	0	0	0	0	0	0
Whitmer cf	4	0	0	0	0	1	4	0	4
Ainsworth p	0	0	0	0	0	0	2	0	0
Martin p	0	0	0	0	0	0	0	0	0
Totals	33	1	7	1	2	6	27	7	8

Score by Innings	R	H	E			
Florida State	200	010	032	- 8	14	2
Maryland	010	000	000	- 1	7	2

E - Toole; Probst; Ainsworth 2. DP - Seminoles 3; Terps 1. LOB - Seminoles 11; Terps 8. 2B - Toole 2; Griffin; Jernigan; Zech. 3B - Futrell. HR - McDonald. HBP - Easter. SF - Barthelemy. SB - Barthelemy; Rogers.

Florida State	IP	H	R	ER	BB	SO	AB	BF
Blair Varnes	6.0	4	1	1	2	3	20	23
Daniel Hodges	3.0	3	0	0	0	3	13	13

Maryland	IP	H	R	ER	BB	SO	AB	BF
Ainsworth	7.1	10	6	6	5	4	30	36
Martin	1.2	4	2	2	2	2	8	10

Win - Varnes (7-1). Loss - Ainsworth (3-2). Save - Hodges (3). WP - Ainsworth 2. HB - Varnes. Umpires - Home: Ron Sebastian 1st; Tom Baldinelli 3rd; Junior Creech. Start: 7:05 Time: 2:30 Attendance: 504 Game: MD1

Game 51

FLORIDA STATE AT MARYLAND May 5, 2001 at College Park, MD (Shipley)

Florida State 11 (37-14,17-3 ACC)

Player	AB	R	H	RBI	BB	SO	PO	A	LOB
Scott Toole ss	4	1	2	0	1	0	1	1	2
John-Ford Griffin lf	5	1	2	0	0	0	1	0	0
Ryan Barthelemy 1b	5	2	2	3	0	0	9	1	0
Mike Futrell dh	4	2	1	0	1	0	0	0	1
Nick Rogers rf	5	2	3	2	0	1	2	0	0
Karl Jernigan cf	4	1	2	2	1	0	1	0	0
Jeff Probst 3b	3	2	1	0	1	1	0	4	1
Chris Cole ph	1	0	0	0	0	1	0	0	0
Chris Hart 3b	0	0	0	0	0	0	0	0	0
Bryan Zech 2b	4	0	3	3	0	1	0	4	0
Tony Richie c	4	0	1	0	0	0	9	0	1
Blair McCaleb c	0	0	0	0	0	0	3	0	0
Matt Lynch p	0	0	0	0	0	0	1	2	0
Eric Roman p	0	0	0	0	0	0	0	0	0
Trent Peterson p	0	0	0	0	0	0	0	0	0
Totals	39	11	17	10	4	4	27	12	5

Maryland 5 (15-33,4-18 ACC)

Player	AB	R	H	RBI	BB	SO	PO	A	LOB
Patenaude dh	3	1	1	0	1	1	0	0	0
McCurdy 2b	4	0	0	0	0	1	4	3	1
Oursler 3b	4	1	1	0	0	2	1	1	0
Gemmill 1b	4	2	3	1	0	0	9	0	0
Swope rf/cf	3	1	1	0	1	2	1	0	1
Lomas ss	3	0	0	1	0	0	3	5	1
Thompson lf	3	0	0	0	0	2	2	0	0
McDonald ph	1	0	0	0	0	1	0	0	0
Buffone c	4	0	1	2	0	1	4	2	0
Whitmer cf	2	0	0	0	0	1	3	0	0
Easter rf	2	0	0	0	0	1	0	0	2
Schmoll p	0	0	0	0	0	0	0	1	0
Basinger p	0	0	0	0	0	0	0	0	0
Beck p	0	0	0	0	0	0	0	0	0
Totals	33	5	7	4	2	12	27	12	4

Score by Innings	R	H	E			
Florida State	020	210	303	- 11	17	2
Maryland	010	000	220	- 5	7	2

E - Griffin; Probst; Lomas; Thompson. DP - Terps 4. LOB - Seminoles 5; Terps 4. 2B - Toole; Griffin; Rogers; Jernigan; Probst; Zech; Richie; Patenaude; Gemmill 3. HR - Barthelemy 2; Rogers. SF - Lomas. CS - Griffin; Jernigan; Swope.

Florida State	IP	H	R	ER	BB	SO	AB	BF
Matt Lynch	7.1	6	5	3	2	8	27	30
Eric Roman	0.2	1	0	0	0	1	3	3
Trent Peterson	1.0	0	0	0	0	3	3	3

Maryland	IP	H	R	ER	BB	SO	AB	BF
Schmoll	6.2	12	8	8	4	1	28	32
Basinger	1.1	5	3	3	0	2	9	9
Beck	1.0	0	0	0	0	1	2	2

Win - Lynch (7-2). Loss - Schmoll (2-7). Save - None. PB - Buffone. Umpires - Home: Tom Baldinelli 1st; Junior Creech 3rd; Ron Sebastian. Start: 7:03 Time: 2:47 Attendance: 619 Game: MD2 Basinger faced 4 batters in the 9th.

Game 52

FLORIDA STATE AT MARYLAND May 6, 2001 at College Park, MD (Shipley)

Florida State 13 (38-14,18-3 ACC)

Player	AB	R	H	RBI	BB	SO	PO	A	LOB
Scott Toole ss	5	1	1	0	0	2	1	1	4
Chris Cole ph/lb	1	0	0	0	0	0	0	0	0
John-Ford Griffin lf	4	3	3	1	1	0	3	0	0
Tony McQuade lf	0	1	0	0	1	0	1	0	0

Maryland 1 (15-34,4-19 ACC)

Player	AB	R	H	RBI	BB	SO	PO	A	LOB
Patenaude lf	3	0	1	0	2	0	2	0	0
Swope cf	4	0	1	0	1	3	4	0	3
Oursler 3b	5	0	2	0	0	2	0	1	1
McDonald dh	3	0	0	0	1	1	0	0	0

Ryan Barthelemy 1b/3b	6	2	3	4	0	1	0	1	0	D'Archangelo ph	1	0	0	0	0	1	0	0	0
Mike Futrell dh	4	3	3	2	1	1	0	0	1	Gemmill 1b	4	0	2	0	1	1	8	0	5
Richie Smith ph	1	0	0	0	0	1	0	0	0	McCurdy 2b	3	1	1	1	1	1	1	1	0
Nick Rogers rf	4	1	1	2	0	1	2	0	0	Easter rf	5	0	1	0	0	1	2	0	3
Karl Jernigan cf	4	1	1	1	1	1	2	0	0	Lomas ss	3	0	0	0	1	2	0	4	3
Jeff Probst 3b	2	0	1	1	2	1	0	0	0	Buffone c	4	0	1	0	0	0	10	0	0
Chris Hart ph/3b	1	0	0	0	0	0	0	0	2	Stuart p	0	0	0	0	0	0	0	0	0
Bryan Zech 2b	4	0	1	2	0	1	4	0	0	Dallmeyer p	0	0	0	0	0	0	0	0	0
Blair McCaleb c	5	1	2	0	0	1	13	0	2	Beck p	0	0	0	0	0	0	0	0	0
Robby Read p	0	0	0	0	0	0	1	0	0										
Marc LaMacchia p	0	0	0	0	0	0	0	0	0										
Chris Ginn p	0	0	0	0	0	0	0	0	0										
Justin Lord p	0	0	0	0	0	0	0	0	0										
Totals	41	13	16	13	6	10	27	2	9	Totals	35	1	9	1	7	12	27	6	15

Score by Innings							R	H	E
Florida State	0	2	3	0	1	0	13	16	1
Maryland	0	0	0	0	0	0	1	9	0

E - Zech, DP - Seminoles 1, LOB - Seminoles 9; Terps 15. 2B - Griffin; Futrell; Jernigan; Buffone. HR - Griffin; Barthelemy; Futrell; Rogers; McCurdy. HBP - McCurdy. SF - Rogers; Zech.

Florida State	IP	H	R	ER	BB	SO	AB	BF	Maryland	IP	H	R	ER	BB	SO	AB	BF
Robby Read	5.0	6	1	1	5	7	20	25	Stuart	5.2	11	8	8	4	6	26	32
Marc LaMacchia	2.0	1	0	0	2	3	7	10	Dallmeyer	2.1	3	2	2	1	2	10	11
Chris Ginn	1.0	1	0	0	0	0	4	4	Beck	1.0	2	3	3	1	2	5	6
Justin Lord	1.0	1	0	0	0	2	4	4									

Win - Read (7-4). Loss - Stuart (3-7). Save - None. HB - LaMacchia.
 Umpires - Home: Junior Creech 1st: Ron Sebastian 3rd: Tom Baldinelli
 Start: 1:10 Time: 3:22 Attendance: 497 Game: MD3

Game 53

FLORIDA STATE AT DUKE

May 11, 2001 at Durham, NC (Coombs)

Florida State 12 (39-14,19-3 ACC)

Player	AB	R	H	RBI	BB	SO	PO	A	LOB
Scott Toole ss	5	2	1	0	1	0	1	1	0
John-Ford Griffin lf	6	3	5	5	0	0	3	0	0
Ryan Barthelemy 1b	5	1	3	1	1	0	8	1	0
Mike Futrell dh	4	1	2	2	0	0	0	0	1
Chris Cole ph	1	0	0	0	0	0	0	0	0
Tony McQuade ph	1	0	0	0	0	0	0	0	2
Nick Rogers rf	4	0	1	0	1	1	4	0	0
Karl Jernigan cf	5	1	2	1	0	0	3	0	3
Jeff Probst 3b	4	0	1	0	0	2	0	1	1
Chris Hart ph/3b	1	0	0	0	0	0	0	1	0
Bryan Zech 2b	4	2	3	0	0	0	3	2	0
Blair McCaleb c	5	2	2	1	0	0	3	1	3
Blair Varnes p	0	0	0	0	0	0	2	2	0
Marc LaMacchia p	0	0	0	0	0	0	0	0	0
Totals	45	12	20	10	3	3	27	9	10

Duke 3 (22-30,9-12 ACC)

Player	AB	R	H	RBI	BB	SO	PO	A	LOB
Kevin Kelly ss	4	2	2	1	0	0	0	0	4
ID Alleva 3b	4	0	3	1	0	0	2	0	0
Drew Jerdan dh	4	0	2	0	0	0	1	0	0
Troy Caradon c	3	0	0	0	0	0	3	0	0
Adam Loftin c	1	0	0	0	0	0	0	1	0
David Mason rf	4	0	0	0	0	0	4	1	4
Larry Broadw 1b	4	1	2	1	0	0	9	1	0
Doug Bechtol cf	4	0	0	0	0	1	5	0	0
Gideon Thomp lf	4	0	0	0	0	0	2	0	0
Scott Grossi 2b	3	0	0	0	0	1	1	1	1
Ryan Caradon p	0	0	0	0	0	0	0	1	0
Colin Begley p	0	0	0	0	0	0	1	0	0
Kevin Perry p	0	0	0	0	0	0	0	1	0
Totals	35	3	9	3	0	3	27	10	5

Score by Innings							R	H	E
Florida State	2	3	0	1	0	0	12	20	1
Duke	1	0	0	0	0	0	3	9	2

E - Toole; Troy Caradon; Doug Bechtol. DP - Seminoles 1; Blue Devils 1. LOB - Seminoles 10; Blue Devils 5. 2B - Griffin; Barthelemy; ID Alleva; Drew Jerdan. HR - Griffin 2; Kevin Kelly; Larry Broadw. HBP - Zech. SB - Futrell; Jernigan.

Florida State	IP	H	R	ER	BB	SO	AB	BF	Duke	IP	H	R	ER	BB	SO	AB	BF
Blair Varnes	7.0	7	3	3	0	2	27	27	Ryan Caradon	5.1	14	9	8	1	2	29	30
Marc LaMacchia	2.0	2	0	0	0	1	8	8	Colin Begley	2.2	3	1	1	2	1	10	12
									Kevin Perry	1.0	3	2	2	0	0	6	7

Win - Varnes (8-1). Loss - Ryan Caradon (5-9). Save - None. WP - Ryan Caradon; Kevin Perry. HB - Kevin Perry. BK - Kevin Perry.
 Umpires - Home: Randy Dulin 1st: Danny Everett 3rd: Mickey Fuqua
 Start: 7:08 Time: 2:28 Attendance: 365 Game: DUKE1 Game notes: FSU records a season-high 20 hits. John-Ford Griffin establishes new career-high with five hits and ties career-high with five RBI.

Game 54

FLORIDA STATE AT DUKE

May 12, 2001 at Durham, NC (Coombs)

Florida State 12 (40-14,20-3 ACC)

Player	AB	R	H	RBI	BB	SO	PO	A	LOB
Scott Toole ss	5	2	2	1	1	0	4	2	0
John-Ford Griffin lf	4	2	2	5	1	0	3	0	1
Ryan Barthelemy 1b	6	0	2	0	0	0	9	2	1
Mike Futrell dh	5	0	1	0	0	3	0	0	0
Nick Rogers rf	4	2	3	1	1	1	2	0	0
Karl Jernigan cf	3	1	1	1	2	0	2	1	2
Jeff Probst 3b	4	3	2	1	0	0	1	0	5
Bryan Zech 2b	4	1	1	0	0	1	1	3	0
Blair McCaleb c	2	1	0	0	0	0	3	0	0
Tony McQuade ph	1	0	0	0	0	0	0	0	0
Tony Richie c	0	0	0	1	0	0	1	1	0
Matt Lynch p	0	0	0	0	0	0	1	3	0
Trent Peterson p	0	0	0	0	0	0	0	0	0
Eric Roman p	0	0	0	0	0	0	0	0	0

Duke 4 (31-13,9-13 ACC)

Player	AB	R	H	RBI	BB	SO	PO	A	LOB
Kevin Kelly ss	4	0	1	1	0	2	1	5	0
ID Alleva 3b	4	0	0	0	0	1	1	2	1
Drew Jerdan dh	4	1	0	0	0	0	0	0	0
Troy Caradon c	4	0	0	0	0	0	5	0	0
David Mason rf	3	1	1	0	0	1	2	0	0
Larry Broadw 1b	4	1	2	1	0	0	12	2	0
Gideon Thomp lf	4	0	0	1	0	1	2	0	2
Bryan Smith 2b	2	1	0	0	2	0	3	5	0
Doug Bechtol cf	3	0	1	0	0	0	1	0	1
Justin Diluc p	0	0	0	0	0	0	0	1	0
Zach Schreib p	0	0	0	0	0	0	0	0	0
Kevin Perry p	0	0	0	0	0	0	0	0	0
Evan Anderso p	0	0	0	0	0	0	0	0	0

Totals 38 12 14 10 5 5 27 12 9 Totals 32 4 5 3 2 5 27 15 5

Score by Innings

	R	H	E
Florida State	11	0	0
Duke	0	0	0

Score by Innings

	R	H	E
Duke	0	0	0
Florida State	11	0	0

E - Barthelemy; Probst; Zech; Bryan Smith. LOB - Seminoles 9; Blue Devils 5. 2B - Toole; Rogers; Jernigan; David Mason; Larry Broadw 2; Doug Bechtol. 3B - Toole. HR - Griffin. HBP - Probst; Zech; Doug Bechtol. SH - McCaleb; David Mason. SF - Griffin; Richie. SB - Barthelemy; Rogers 2; Jernigan; Probst. CS - Bryan Smith.

Florida State	IP	H	R	ER	BB	SO	AB	BF	Duke	IP	H	R	ER	BB	SO	AB	BF
Matt Lynch	7.0	4	3	2	2	3	24	28	Justin Diluc	6.0	8	4	4	4	3	24	30
Trent Peterson	1.0	0	0	0	0	1	3	3	Zach Schreib	1.0	0	2	2	1	1	3	5
Eric Roman	1.0	1	1	0	0	1	5	5	Kevin Perry	1.1	4	5	4	0	1	8	9
									Evan Anderso	0.2	2	1	1	0	0	3	4

Win - Lynch (8-2). Loss - Justin Diluc (2-4). Save - None. WP - Roman; Zach Schreib 2; Kevin Perry. HB - Lynch; Justin Diluc; Zach Schreib. BK - Zach Schreib.
 Umpires - Home: Danny Everett 1st: Mickey Fuqua 3rd: Randy Dulin
 Start: 7:32 Time: 2:55 Attendance: 613 Game: DUKE2 Game notes: John-Ford Griffin records second consecutive 5-RBI game.

Game 55 FLORIDA STATE AT DUKE

May 13, 2001 at Durham, NC (Coombs)

Florida State 7 (40-15,20-4 ACC)

Duke 8 (23-31,10-13 ACC)

Player	AB	R	H	RBI	BB	SO	PO	A	LOB
Scott Toole ss	5	0	0	0	1	2	0	3	1
John-Ford Griffin lf	2	1	0	0	2	0	1	1	2
Ryan Barthelemy 1b	5	2	2	1	0	1	4	1	2
Mike Futrell dh	4	1	1	1	1	1	0	0	0
Nick Rogers rf	3	0	2	3	1	0	4	0	0
Karl Jernigan cf	5	1	2	0	0	1	0	0	3
Jeff Probst 3b	4	0	0	0	0	2	1	0	3
Chris Cole ph	1	0	0	0	0	0	0	0	0
Bryan Zech 2b	5	1	2	0	0	0	1	2	1
Tony Richie c	5	1	4	1	0	0	11	0	0
Richie Smith pr	0	0	0	0	0	0	0	0	0
Robby Read p	0	0	0	0	0	0	2	0	0
Daniel Hodges p	0	0	0	0	0	0	0	0	0
Justin Lord p	0	0	0	0	0	0	0	0	0
Totals	39	7	13	6	5	7	24	8	12

Player	AB	R	H	RBI	BB	SO	PO	A	LOB
Kevin Kelly ss	4	0	2	3	1	1	3	2	0
JD Alleva 3b	5	1	2	0	0	0	1	2	1
Drew Jerdan 1b	3	2	1	0	1	2	8	0	0
Troy Caradon dh	4	0	2	2	0	0	0	0	0
David Mason rf	4	1	0	0	0	2	2	0	3
Doug Bechtol cf	3	1	0	0	0	2	1	0	1
Brian Patric lf	4	2	2	2	0	1	4	0	0
Adam Loftin c	4	1	0	1	0	1	7	0	0
Scott Grossi 2b	3	0	0	0	1	0	1	2	0
Greg Burke p	0	0	0	0	0	0	0	0	0
Jeff Alleva p	0	0	0	0	0	0	0	0	0
Totals	34	8	9	8	3	9	27	6	6

Score by Innings

	R	H	E
Florida State	22	10	1
Duke	2	8	9

Score by Innings

	R	H	E
Duke	2	8	9
Florida State	22	10	1

E - Griffin; Richie; Drew Jerdan; Adam Loftin. DP - Blue Devils 1. LOB - Seminoles 12; Blue Devils 6. 2B - Barthelemy; Futrell; Rogers; Richie; Kevin Kelly; JD Alleva; Troy Caradon; Brian Patric. HBP - Griffin; Doug Bechtol. SF - Rogers. SB - Griffin; Jernigan.

Florida State	IP	H	R	ER	BB	SO	AB	BF	Duke	IP	H	R	ER	BB	SO	AB	BF
Robby Read	5.1	5	6	3	2	6	22	25	Greg Burke	3.2	7	5	4	4	5	18	24
Daniel Hodges	2.1	3	2	1	1	3	10	11	Jeff Alleva	5.1	6	2	2	1	2	21	22
Justin Lord	0.1	1	0	0	0	0	2	2									

Florida State	IP	H	R	ER	BB	SO	AB	BF	Duke	IP	H	R	ER	BB	SO	AB	BF
Robby Read	5.1	5	6	3	2	6	22	25	Greg Burke	3.2	7	5	4	4	5	18	24
Daniel Hodges	2.1	3	2	1	1	3	10	11	Jeff Alleva	5.1	6	2	2	1	2	21	22
Justin Lord	0.1	1	0	0	0	0	2	2									

Win - Jeff Alleva (4-2). Loss - Hodges (3-2). Save - None. WP - Greg Burke 2; Jeff Alleva. HB - Read; Greg Burke. PB - Adam Loftin.
 Umpires - Home: Mickey Fuqua 1st: Randy Dulin 3rd: Danny Everett
 Start: 2:01 Time: 2:57 Attendance: 435 Game: DUKE3

Game 56-ACC Tournament NC STATE VS FLORIDA STATE

May 16, 2001 at Fort Mill, SC (Knights)

NC State 5 (41-15)

Florida State 11 (28-28)

Player	AB	R	H	RBI	BB	SO	PO	A	LOB
Dutton 2b	5	1	0	1	0	1	1	4	1
Wright lf	5	0	1	1	0	0	2	0	1
Walsh 3b	4	1	2	0	1	1	0	0	1
Shearin rf	4	0	1	1	0	1	1	0	1
Morton c	4	0	0	0	0	1	5	0	0
Hicks 1b	3	0	0	0	1	1	10	0	1
Riley dh	3	1	0	0	1	0	0	0	2
Gaetti cf	4	2	2	1	0	0	4	0	0
Miller, A. ss	2	0	1	1	1	0	1	5	0
Pruitt ph	1	0	1	0	0	0	0	0	0
McKee p	0	0	0	0	0	0	0	3	0
Miller, I. p	0	0	0	0	0	0	0	0	0
Sollie p	0	0	0	0	0	0	0	0	0
Totals	35	5	8	5	4	5	24	12	7

Player	AB	R	H	RBI	BB	SO	PO	A	LOB
Scott Toole ss	3	1	0	0	1	0	2	4	0
John-Ford Griffin lf	4	0	0	1	1	2	2	0	0
Tony McQuade lf	0	0	0	0	0	0	0	0	0
Ryan Barthelemy 1b	5	1	2	1	0	0	12	1	0
Mike Futrell dh	4	2	1	0	0	0	0	0	1
Nick Rogers rf	4	1	0	0	0	0	1	0	2
Karl Jernigan cf	3	3	2	2	0	0	0	0	0
Bryan Zech 2b	4	1	0	1	0	1	2	4	0
Tony Richie c	4	1	2	2	0	0	5	0	0
Blair McCaleb c	0	0	0	0	0	0	0	0	0
Jeff Probst 3b	3	0	0	0	0	1	2	0	3
Richie Smith ph	1	1	0	1	0	0	0	0	0
Chris Hart 3b	0	0	0	0	0	0	1	1	0
Blair Varnes p	0	0	0	0	0	0	0	2	0
Daniel Hodges p	0	0	0	0	0	0	0	0	0
Eric Roman p	0	0	0	0	0	0	0	0	0
Nick Whidden p	0	0	0	0	0	0	0	0	0
Totals	35	11	7	8	2	4	27	12	6

Score by Innings

	R	H	E
NC State	0	0	0
Florida State	11	7	1

Score by Innings

	R	H	E
Florida State	11	7	1
NC State	0	0	0

E - Dutton 2; Walsh 3; Morton; Hicks; Probst. DP - Wolfpack 2. LOB - Wolfpack 7; Seminoles 6. 2B - Wright; Walsh; Shearin. HR - Gaetti; Jernigan. HBP - Toole; Rogers; Jernigan. SH - Futrell. SB - Walsh.

NC State	IP	H	R	ER	BB	SO	AB	BF
McKee	7.0	5	4	2	1	4	27	29
Miller, J.	0.1	1	7	1	1	0	5	9
Sollie	0.2	1	0	0	0	0	3	3

Florida State	IP	H	R	ER	BB	SO	AB	BF
Blair Varnes	7.0	5	3	2	2	5	26	28
Daniel Hodges	0.1	1	1	1	1	0	2	3
Eric Roman	0.2	0	0	0	1	0	2	3
Nick Whidden	1.0	2	1	1	0	0	5	5

Win - Roman (2-2). Loss - Miller, J. (4-4). Save - None. WP - N. Whidden. HB - McKee; Miller, J. 2.
 Umpires - Home: Scott Graham 1st: Steve Manders 2nd: Ron Sebastian 3rd: Randy Dulin
 Start: 1:38 Time: 2:47 Attendance: 1575 Game: ACC1

Game 57-ACC Tournament FLORIDA STATE VS GEORGIA TECH May 17, 2001 at Fort Mill, SC (Knights)

Florida State 5 (41-16)

Player	AB	R	H	RBI	BB	SO	PO	A	LOB
Scott Toole ss	5	1	2	0	0	0	2	1	0
John-Ford Griffin lf	3	1	3	1	2	0	3	0	0
Ryan Barthelemy 1b	5	0	1	1	0	2	5	2	1
Mike Futrell dh	4	0	0	0	1	1	0	0	4
Nick Rogers rf	4	0	1	1	0	0	1	0	0
Karl Jernigan cf	3	2	0	0	1	1	4	0	2
Tony Richie c	5	0	3	1	0	1	7	0	0
Bryan Zech 2b	5	1	3	1	0	0	3	0	1
Jeff Probst 3b	5	0	1	0	0	1	2	2	2
Matt Lynch p	0	0	0	0	0	0	0	2	0
Trent Peterson p	0	0	0	0	0	0	0	1	0
Justin Lord p	0	0	0	0	0	0	0	1	0
Daniel Hodges p	0	0	0	0	0	0	0	0	0
Totals	39	5	14	5	4	6	27	9	10

Georgia Tech 6 (41-16)

Player	AB	R	H	RBI	BB	SO	PO	A	LOB
Boggs, M. 2b	5	1	3	1	0	0	3	1	0
Lewis, R. ss	5	0	1	0	1	0	2	5	0
Teixeira, M. dh	4	1	1	1	2	1	0	0	4
Prince, B. c	5	1	0	0	1	1	6	2	4
Basil, J. rf/cf	5	1	2	1	1	1	3	0	0
Menocal, V. 3b	5	0	2	0	0	2	3	1	4
Murton, M. lf	5	1	3	0	1	0	0	0	0
Goffena, D. 1b	3	0	0	1	0	0	6	0	3
Perry, J. ph/lb	1	0	0	0	0	1	2	0	0
Rynders, W. cf	3	1	2	0	1	0	5	1	2
Stockton, B. ph/rf	1	0	1	0	0	0	0	0	0
Parrott, R. p	0	0	0	0	0	0	0	1	0
Burks, B. p	0	0	0	0	0	0	0	0	0
Watchko, J. p	0	0	0	0	0	0	0	0	0
Totals	42	6	15	4	7	6	30	11	19

Score by Innings	R	H	E
Florida State	0	10	0
Georgia Tech	0	0	0

Note: None out, 2 runners LOB when the game ended. E - Toole 3; Probst, DP - Jackets 1, LOB - Seminoles 10; Jackets 19, 2B - Barthelemy; Boggs, M.; Teixeira, M. HBP - Jernigan. SH - Boggs, M.; Menocal, V. SF - Rogers; Goffena, D. SB - Griffin; Jernigan 2; Murton, M. CS - Rogers; Zech; Rynders, W.

Florida State	IP	H	R	ER	BB	SO	AB	BF
Matt Lynch	7.0	8	2	1	4	4	29	35
Trent Peterson	0.2	1	2	2	1	0	2	4
Justin Lord	1.1	4	1	1	2	2	8	10
Daniel Hodges	0.0	2	1	0	0	0	3	3

Georgia Tech	IP	H	R	ER	BB	SO	AB	BF
Parrott, R.	7.2	11	3	3	3	5	30	34
Burks, B.	0.1	0	0	0	0	0	1	1
Watchko, J.	2.0	3	2	2	1	1	8	10

Win - Watchko, J. (1-3). Loss - Hodges (3-3). Save - None. WP - Lynch; Parrott, R. HB - Parrott, R.
 Umpires - Home: Jack Cox 1st: John Floyd 2nd: Al Davis 3rd: Scott Erby
 Start: 5:01 Time: 3:27 Attendance: 2527 Game: ACC2

Game 58-ACC Tournament CLEMSON VS FLORIDA STATE May 18, 2001 at Fort Mill, SC (Knights)

Clemson 4 (38-20)

Player	AB	R	H	RBI	BB	SO	PO	A	LOB
RILEY 2b	4	1	1	0	1	0	2	3	0
STONE lf	5	1	2	0	0	1	4	0	1
BAKER 3b	3	1	1	1	0	1	0	1	0
GREENE ss	4	0	1	1	0	1	2	4	2
SCHMIDT p/dh	4	0	0	0	0	1	0	0	1
JOHNSON 1b	3	1	1	1	1	2	7	0	0
CODER cf	4	0	0	0	0	2	3	0	0
FRANK rf	4	0	1	0	0	0	1	1	2
PYZIK c	3	0	0	0	0	0	6	0	1
GREEN ph	1	0	0	0	0	1	0	0	0
MILLER c	0	0	0	0	0	0	0	0	0
GLASER p	0	0	0	0	0	0	0	0	0
CRAM p	0	0	0	0	0	0	0	0	0
Totals	35	4	7	3	2	9	25	9	7

Florida State 5 (42-16)

Player	AB	R	H	RBI	BB	SO	PO	A	LOB
Scott Toole ss	5	1	0	0	0	2	2	2	0
John-Ford Griffin lf	5	1	4	0	0	0	1	0	0
Ryan Barthelemy 1b	5	0	3	1	0	2	9	0	2
Karl Jernigan cf	5	0	1	1	0	1	2	0	4
Nick Rogers rf	4	2	2	0	0	0	2	0	0
Mike Futrell dh	4	1	3	2	0	0	0	0	0
Tony Richie c	4	0	2	1	0	0	10	0	0
Bryan Zech 2b	4	0	1	0	0	1	1	4	0
Jeff Probst 3b	4	0	1	0	0	0	0	2	2
Robby Read p	0	0	0	0	0	0	0	0	0
Chris Ginn p	0	0	0	0	0	0	0	0	0
Eric Roman p	0	0	0	0	0	0	0	0	0
Totals	40	5	17	5	0	6	27	8	10

Score by Innings	R	H	E
Clemson	0	11	0
Florida State	0	0	0

Note: 1 out, 2 runners LOB when the game ended. E - Probst. DP - Tigers 1. LOB - Tigers 7; Seminoles 10, 2B - GREENE; FRANK; Griffin. HR - BAKER; JOHNSON; Futrell. HBP - BAKER. SB - STONE; Rogers 2.

Clemson	IP	H	R	ER	BB	SO	AB	BF
SCHMIDT	5.1	10	3	3	0	4	25	25
GLASER	2.0	4	1	1	0	2	10	10
CRAM	1.0	3	1	1	0	0	5	5

Florida State	IP	H	R	ER	BB	SO	AB	BF
Robby Read	7.2	7	4	3	2	7	31	34
Chris Ginn	0.1	0	0	0	0	0	1	1
Eric Roman	1.0	0	0	0	0	2	3	3

Win - Roman (3-2). Loss - CRAM (4-2). Save - None. HB - Read, PB - Richie.
 Umpires - Home: John Floyd 1st: Al Davis 2nd: Scott Erby 3rd: Jack Cox
 Start: 12:00 Time: 2:35 Attendance: 3826 Game: ACC3

Game 59-ACC Tournament FLORIDA STATE VS WAKE FOREST May 19, 2001 at Fort Mill, SC (Knights)

Florida State 15 (43-16)

Player	AB	R	H	RBI	BB	SO	PO	A	LOB
Scott Toole ss	5	1	1	1	1	1	3	1	1
John-Ford Griffin lf	4	2	1	2	1	0	0	0	3
Tony McQuade lf	1	1	1	1	0	0	2	0	0
Ryan Barthelemy 1b	4	1	2	0	0	0	4	1	0
Chris Cole ph/lb	1	0	0	0	0	1	1	0	0
Karl Jernigan cf	3	1	1	1	1	0	2	0	1
Richie Smith cf	0	0	0	0	1	0	0	0	0
Nick Rogers rf	5	0	2	2	0	1	1	0	1
Mike Futrell dh	6	1	2	2	0	0	0	0	3
Tony Richie c	4	3	3	2	0	0	5	0	0
Blair McCaleb c	1	0	0	0	0	0	4	0	0
Bryan Zech 2b	0	0	0	0	0	0	0	0	0
Scott Boyd ph	1	1	1	0	0	0	0	0	0
Jeff Probst 2b	4	2	3	2	0	0	3	3	0
Chris Hart 3b	3	2	3	0	1	0	1	4	0
Trent Peterson p	0	0	0	0	0	0	1	1	0
Totals	42	15	20	13	5	3	27	10	9

Wake Forest 2 (40-16)

Player	AB	R	H	RBI	BB	SO	PO	A	LOB
Cory Sulliva cf	3	0	0	0	0	1	7	0	0
Jason Aquila c/2b	4	0	1	0	0	0	1	2	1
Jamie D'Anto 1b	3	0	1	0	1	1	10	1	0
Corey Slavik 3b	4	1	1	0	0	3	0	3	2
Matt Price lf	3	1	0	1	0	1	3	0	0
Carlos Brack rf	4	0	1	1	0	0	1	0	0
Stephen Ghut dh	3	0	0	0	1	2	0	0	0
Jamie Athas ss	2	0	1	0	1	0	2	4	2
Nick Blue 2b	2	0	0	0	0	0	2	1	0
Josh Hansen ph/c	1	0	0	0	0	0	1	1	0
Josh Bartlet p	0	0	0	0	0	0	0	1	0
Adam Hanson p	0	0	0	0	0	0	0	0	0
Ryan Lewis p	0	0	0	0	0	0	0	0	0
Ben Elbe p	0	0	0	0	0	0	0	0	0
Adam Heaps p	0	0	0	0	0	0	0	0	0
Totals	29	2	5	2	3	8	27	13	5

Score by Innings	R	H	E
Florida State	2	3	0
Wake Forest	0	0	0

E - Probst; Josh Bartlet. DP - Seminoles 2. LOB - Seminoles 9; Deacons 5. 2B - McQuade; Barthelemy; Rogers; Richie 2; Boyd; Hart. HR - Griffin; Richie. HBP - Rogers; Cory Sulliva. SH - Barthelemy; Hart. SF - Jernigan; Matt Price. SB - Jernigan; Matt Price. CS - Rogers; Futrell; Hart; Carlos Brack.

Florida State	IP	H	R	ER	BB	SO	AB	BF
Trent Peterson	9.0	5	2	1	3	8	29	34

Wake Forest	IP	H	R	ER	BB	SO	AB	BF
Josh Bartlet	2.0	6	6	5	1	0	8	12
Adam Hanson	0.2	4	2	2	2	1	5	7
Ryan Lewis	4.0	6	4	4	1	0	18	20
Ben Elbe	1.2	3	3	3	0	1	8	8
Adam Heaps	0.2	1	0	0	1	1	3	4

Win - Peterson (5-1). Loss - Josh Bartlet (3-2). Save - None. WP - Peterson; Adam Heaps. HB - Peterson; Ryan Lewis. PB - Richie; Jason Aquila. Umpires - Home: Steve Manders 1st: Ron Sebastian 2nd: Randy Dulin 3rd: Scott Graham Start: 12:02 Time: 2:43 Attendance: 3263 Game: ACC4 Josh Bartlet faced 1 batter in the 3rd.

Game 60-ACC Tournament NC STATE VS FLORIDA STATE May 19, 2001 at Fort Mill, SC (Knights)

NC State 8 (32-28)

Player	AB	R	H	RBI	BB	SO	PO	A	LOB
Dutton 2b	4	0	1	1	0	0	0	1	0
Wright lf	2	2	0	0	3	0	1	0	0
Walsh 3b	4	2	2	1	1	0	1	2	0
Shearin rf	4	0	2	1	0	0	2	0	2
Gaetti cf	5	2	2	2	0	0	5	0	0
Mosley cf	0	0	0	0	0	0	0	0	0
Morton c	4	0	1	1	0	3	11	1	1
Riley dh	4	0	1	1	0	3	0	0	2
Hicks 1b	3	1	0	0	1	1	7	0	1
Miller, A. ss	3	1	1	0	0	0	2	0	0
D'Amato p	0	0	0	0	0	0	2	0	0
Combs p	0	0	0	0	0	0	1	0	0
Totals	33	8	10	7	5	7	27	9	6

Florida State 4 (43-17)

Player	AB	R	H	RBI	BB	SO	PO	A	LOB
Scott Toole ss	4	1	0	0	1	1	2	3	0
John-Ford Griffin lf	5	1	2	0	0	1	1	0	0
Ryan Barthelemy 1b	4	1	1	2	1	2	11	0	0
Mike Futrell dh	5	0	3	0	0	1	0	0	2
Karl Jernigan cf	3	1	2	1	1	1	2	0	1
Nick Rogers rf	3	0	0	0	1	0	2	0	0
Tony Richie c	4	0	1	1	0	1	7	1	3
Jeff Probst 2b	4	0	0	0	0	2	1	3	2
Chris Hart 3b	3	0	1	0	0	0	0	2	1
Richie Smith ph	1	0	0	0	0	1	0	0	0
Marc LaMacchia p	0	0	0	0	0	0	0	1	0
Daniel Hodges p	0	0	0	0	0	0	1	3	0
Chris Ginn p	0	0	0	0	0	0	0	0	0
Justin Lord p	0	0	0	0	0	0	0	0	0
Totals	36	4	10	4	4	10	27	13	10

Score by Innings	R	H	E
NC State	2	1	0
Florida State	0	0	0

E - Griffin; Rogers 2. DP - Seminoles 1. LOB - Wolfpack 6; Seminoles 10. 2B - Dutton; Walsh; Riley; Griffin; Futrell; Jernigan. HR - Gaetti; Barthelemy. HBP - Jernigan. SH - Dutton; Miller, A. SF - Shearin. CS - Griffin.

NC State	IP	H	R	ER	BB	SO	AB	BF
D'Amato	7.0	7	2	2	4	7	27	32
Combs	2.0	3	2	2	0	3	9	9

Florida State	IP	H	R	ER	BB	SO	AB	BF
Marc LaMacchia	1.1	4	3	3	3	1	7	11
Daniel Hodges	7.0	5	3	3	1	6	24	26
Chris Ginn	0.0	0	1	1	1	0	0	1
Justin Lord	0.2	1	1	0	0	0	2	3

Win - D'Amato (5-7). Loss - LaMacchia (5-2). Save - Combs (1). WP - LaMacchia. HB - D'Amato. Umpires - Home: Ron Sebastian 1st: Randy Dulin 2nd: Scott Graham 3rd: Scott Erby Start: 8:08 Time: 2:55 Attendance: 3136 Game: ACC5 Ginn faced 1 batter in the 9th.

Game 61-NCAA Regionals BETHUNE-COOKMAN VS FSU May 25, 2001 at Tallahassee, Fla. (Dick Howser)

Bethune-Cookman 1 (26-33)

Player	AB	R	H	RBI	BB	SO	PO	A	LOB
Micah Simmons rf	4	0	0	0	0	1	2	0	0

FSU 8 (44-17)

Player	AB	R	H	RBI	BB	SO	PO	A	LOB
Scott Toole ss	3	1	0	1	1	1	1	3	0

Kentrelle Evans 2b	4	0	1	0	0	1	4	0	0
Sharbel Torres dh	4	0	1	0	0	2	0	0	1
George Bailey 1b	3	0	0	0	0	1	6	1	0
Jose Ramos 3b	4	0	2	0	0	1	0	1	0
Treran Porter cf	4	0	0	0	0	1	9	0	2
Pedro Pichardo ss	3	0	0	0	0	0	1	4	1
Omar Ramos c	3	0	1	0	0	1	1	3	0
James Carter lf	3	1	1	0	0	0	0	0	0
Cesar Montes de Oca p	0	0	0	0	0	0	1	1	0
Helpiz Moises p	0	0	0	0	0	0	0	0	0
Noah Garland p	0	0	0	0	0	0	0	0	0
Totals	32	1	6	0	0	8	24	10	5

John-Ford Griffin lf	4	2	2	3	1	0	0	0	0
Ryan Barthelemy 1b	5	0	2	3	0	0	9	0	0
Mike Futrell dh	3	1	0	0	2	0	0	0	0
Nick Rogers rf	4	0	1	0	0	0	1	0	0
Tony McQuade ph/rf	1	0	0	0	0	0	0	0	1
Tony Richie c	2	0	1	0	0	2	0	7	1
Blair McCaleb c	0	0	0	0	0	0	1	0	0
Chris Hart 3b	4	0	2	1	0	0	3	2	4
Richie Smith cf	2	2	0	0	2	0	2	0	0
Jeff Probst 2b	2	2	0	0	1	0	3	2	2
Blair Varnes p	0	0	0	0	0	0	0	0	0
Eric Roman p	0	0	0	0	0	0	0	0	0
Nick Whidden p	0	0	0	0	0	0	0	0	0
Totals	30	8	8	8	9	1	27	8	9

Score by Innings							R	H	E
Bethune-Cookman	000	000	010	-	1		6	4	
FSU	010	000	34X	-	8		8	0	

E - Simmons(11); Bailey(10); Montes, C 2(3); LOB - Wildcats 5; FSU 9, 2B - Ramos, J 2(12); Griffin 2(27); Barthelemy(19); 3B - Barthelemy(5); HBP - Bailey; Probst, SF - Toole(1); CS - Ramos, O(2); Toole(3); Griffin(4).

Bethune-Cookman	IP	H	R	ER	BB	SO	AB	BF	Florida State	IP	H	R	ER	BB	SO	AB	BF
Cesar Montes de Oca	6.1	5	4	4	7	1	22	30	Blair Varnes	7.2	6	1	1	0	6	28	29
Helpiz Moises	1.0	3	4	4	2	0	6	9	Eric Roman	0.1	0	0	0	0	1	1	1
Noah Garland	0.2	0	0	0	0	0	2	2	Nick Whidden	1.0	0	0	0	0	1	3	3

Win - Varnes (9-1). Loss - Montes, C (7-4). Save - None. WP - Varnes 2(3); Roman(4). HB - Moises; Varnes. Umpires - Home: Dan Perigiuni 1st: Jim Garman 2nd: Jim Jackson 3rd: Robert Hefner Start: 7:01 m Time: 2:46 Attendance: 3492 Game: NCAA1

Game 62-NCAA Regional FSU VS AUBURN

May 26, 2001 at Tallahassee, Fla. (Dick Howser)

Florida State 10 (45-17)

Player	AB	R	H	RBI	BB	SO	PO	A	LOB
Scott Toole ss	4	0	0	0	1	1	1	3	0
John-Ford Griffin lf	4	2	2	2	2	0	1	0	0
Ryan Barthelemy 1b	6	1	2	2	0	0	8	0	2
Mike Futrell dh	5	1	2	2	0	0	0	0	3
Nick Rogers rf	2	2	2	1	1	0	1	0	0
Tony Richie c	4	1	2	2	1	0	10	1	0
Chris Hart 3b	4	0	0	0	1	1	2	1	3
Richie Smith cf	5	2	0	0	1	3	0	1	1
Jeff Probst 2b	5	1	1	1	0	0	1	4	2
Matt Lynch p	0	0	0	0	0	0	0	0	0
Eric Roman p	0	0	0	0	0	0	0	0	0
Justin Lord p	0	0	0	0	0	0	0	0	0
Totals	39	10	11	10	6	3	27	9	11

Auburn 6 (36-20)

Player	AB	R	H	RBI	BB	SO	PO	A	LOB
Javon Moran rf	5	1	1	0	0	2	3	0	2
Mailon Kent cf	4	0	2	1	1	0	3	0	0
Gabe Gross lf	5	0	1	0	0	1	2	0	2
Todd Faulkner 1b	5	0	2	0	0	1	8	2	0
Scott Schade 3b	5	1	1	0	0	4	0	3	1
Trent Pratt c	4	1	1	0	1	2	4	0	3
Bobby Huddleston dh	4	1	2	0	0	0	0	0	1
Justin Christian 2b	4	1	1	1	0	0	0	1	0
Jonathan Schuerholz ss	3	1	1	1	1	0	6	1	0
Cory Dueitt p	0	0	0	0	0	0	0	0	0
Sean Jones p	0	0	0	0	0	0	1	0	0
Andrew Skinner p	0	0	0	0	0	0	0	0	0
Marshall Watts p	0	0	0	0	0	0	0	0	0
Totals	39	6	12	3	3	10	27	7	9

Score by Innings							R	H	E
Florida State	300	312	100	-	10		11	2	
Auburn	100	500	000	-	6		12	3	

E - Toole 2(19); Moran(3); Christian(17); Schuerholz(16). DP - FSU 1. LOB - FSU 11; Tigers 9. 2B - Griffin(28); Barthelemy(20); Richie 2(14); Moran(13); 3B - Futrell(2); Probst(1). HBP - Toole; Rogers. SF - Rogers(7). SB - Rogers(18).

Florida State	IP	H	R	ER	BB	SO	AB	BF	Auburn	IP	H	R	ER	BB	SO	AB	BF
Matt Lynch	3.0	6	5	4	1	4	16	17	Cory Dueitt	3.1	5	6	6	2	2	15	18
Eric Roman	5.1	4	1	0	2	4	19	21	Sean Jones	1.2	3	2	2	1	0	8	9
Justin Lord	0.2	2	0	0	0	2	4	4	Andrew Skinner	0.1	2	1	1	2	0	3	5
									Marshall Watts	3.2	1	1	0	1	1	13	16

Win - Roman (4-2). Loss - S. Jones (0-1). Save - None. WP - Roman(5). HB - Watts 2. PB - Richie(5); T. Pratt(11). Umpires - Home: Jim Garman 1st: Tim Henderson 2nd: Robert Hefner 3rd: Bill Sligh Start: 3:00 pm Time: 3:14 Attendance: 4203 Game: NCAA2 Game notes: Florida State advances to Game 6 on Sunday, while Auburn will play Bethune-Cookman in tonight's 7:00 game. Florida State remains undefeated. Lynch faced 4 batters in the 4th. S. Jones faced 1 batter in the 6th.

Game 63-NCAA Regional AUBURN VS FSU

May 27, 2001 at Tallahassee, Fla. (Dick Howser)

Auburn 6 (37-21)

Player	AB	R	H	RBI	BB	SO	PO	A	LOB
Javon Moran rf	4	1	2	1	0	1	1	0	0
Mailon Kent cf	5	0	1	0	0	2	1	0	1
Gabe Gross lf	5	1	1	0	0	1	0	0	3
Todd Faulkner 1b	4	2	3	3	0	0	14	0	1
Scott Schade 3b	3	0	1	0	2	2	0	6	2
Trent Pratt c	5	1	2	0	0	1	1	0	1
Hayden Gliemmo dh	2	1	0	0	2	1	0	0	0
Bobby Huddleston ph	1	0	0	0	0	0	0	0	2
Justin Christian 2b	2	0	0	0	1	0	2	6	0
Jonathan Schuerholz ss	4	0	1	1	0	0	4	5	1
Brandon Luna p	0	0	0	0	0	0	0	0	0
Levale Speigner p	0	0	0	0	0	0	0	2	0
Eric Brandon p	0	0	0	0	0	0	1	0	0
Totals	35	6	11	5	5	8	24	19	10

Florida State 9 (46-17)

Player	AB	R	H	RBI	BB	SO	PO	A	LOB
Scott Toole ss	5	0	0	1	0	0	2	1	2
John-Ford Griffin lf	5	2	2	1	0	0	0	0	0
Ryan Barthelemy 1b	4	1	3	0	1	0	10	1	1
Mike Futrell dh	5	0	3	2	0	1	0	0	1
Nick Rogers rf	3	1	1	1	1	0	2	0	1
Tony Richie c	4	1	2	1	0	0	8	0	2
Chris Hart 3b	3	1	0	0	2	0	2	6	3
Richie Smith cf	3	2	2	1	0	0	2	0	0
Jeff Probst 2b	4	1	2	2	0	0	1	3	0
Robby Read p	0	0	0	0	0	0	0	0	0
Daniel Hodges p	0	0	0	0	0	0	0	0	0
Justin Lord p	0	0	0	0	0	0	0	0	0
Totals	36	9	15	9	4	1	27	11	10

Score by Innings	R	H	E
Auburn	10	10	2
Florida State	100	103	4X

E - Faulkner(8); Schade(22); Richie(4); Hart(5). DP - Tigers 3; FSU 3. LOB - Tigers 10; FSU 10. 2B - Gross(19); Schade(11); T. Pratt(19); Griffin(29); Barthelemy(21); Futrell 2(13); Probst 2(10). HR - Faulkner(2); Rogers(4); Smith(1). HBP - Moran; Faulkner; Rogers. SH - Christian(15); Smith(2). SF - Richie(3).

Auburn	IP	H	R	ER	BB	SO	AB	BF	Florida State	IP	H	R	ER	BB	SO	AB	BF
Brandon Luna	5.0	10	5	4	2	0	24	27	Robby Read	5.0	5	4	3	4	5	10	25
Levale Speigner	2.0	3	2	2	0	1	8	9	Daniel Hodges	3.2	6	2	2	1	3	15	17
Eric Brandon	1.0	2	2	2	2	0	4	7	Justin Lord	0.1	0	0	0	0	0	1	1

Win - Hodges (4-3). Loss - L. Speigner (8-3). Save - Lord (11). HB - L. Speigner; Read 2.
 Umpires - Home: Tim Henderson 1st: Dan Perugini 2nd: Bill Slush 3rd: Jim Jackson
 Start: 1:00 pm Time: 2:30 Attendance: 3826 Game: NCAA3 Luna faced 4 batters in the 6th. L. Speigner faced 2 batters in the 8th.

Game 64-NCAA Super Regional FLORIDA STATE VS GEORGIA June 2, 2001 at Athens, GA (Foley Field)

Florida State 7 (46-18)

Player	AB	R	H	RBI	BB	SO	PO	A	LOB
Bryan Zech 2b	5	1	1	0	0	0	5	5	0
John-Ford Griffin lf	5	1	1	0	0	1	3	0	0
Justin Lord p	0	0	0	0	0	0	0	0	0
Ryan Barthelemy 1b	3	0	1	1	1	0	10	2	0
Mike Futrell dh/lf	4	1	1	2	0	3	0	0	2
Nick Rogers rf	3	1	3	2	2	0	0	0	0
Tony Richie c	5	0	1	0	0	2	7	0	2
Karl Jernigan cf	5	1	1	0	0	1	1	0	1
Jeff Probst ss	4	1	1	1	0	1	2	4	1
Chris Hart 3b	3	1	1	0	0	0	0	1	0
Richie Smith ph	0	0	0	0	0	0	0	0	0
Scott Toole 3b	0	0	0	0	0	0	0	2	0
Blair Varnes p	0	0	0	0	0	0	0	0	0
Eric Roman p	0	0	0	0	0	0	0	0	0
Chris Ginn p	0	0	0	0	0	0	0	0	0
Nick Whidden p	0	0	0	0	0	0	1	1	0
Daniel Hodges p	0	0	0	0	0	0	0	0	0
Totals	37	7	11	6	3	8	29	15	6

Georgia 8 (46-20)

Player	AB	R	H	RBI	BB	SO	PO	A	LOB
Neufeld 3b	4	2	1	1	2	1	0	3	2
Coffey dh	3	0	1	1	0	0	0	0	0
Cavender ph	2	0	0	0	0	1	0	0	2
Keppinger ss	5	0	0	0	1	2	4	3	0
Swann rf	6	2	2	0	0	0	1	0	0
Brooks lf	3	1	1	0	1	1	1	0	2
Blaze cf	0	0	0	0	0	0	1	0	0
Bodenmiller ph	1	0	1	1	0	0	0	0	0
Mitchell pr/lf	0	0	0	0	0	0	0	0	0
Edge cf/lf	4	2	3	1	1	0	2	0	0
Thornhill 1b	4	0	1	0	0	1	8	1	1
Burchett c	5	1	3	1	0	1	8	2	2
Pollock 2b	4	0	2	2	0	0	4	2	1
Brown p	0	0	0	0	0	0	0	0	0
Carswell p	0	0	0	0	0	0	1	0	0
Friedman p	0	0	0	0	0	0	0	0	0
Totals	41	8	15	7	5	7	30	11	12

Score by Innings	R	H	E
Florida State	000	002	032
Georgia	100	013	011

Note: 2 outs, 2 runners LOB when the game ended. E - Toole; Pollock; DP - FSU 2; UGA 1. LOB - FSU 6; UGA 12. 2B - Rogers; Jernigan; Probst; Neufeld; Coffey; Swann 2; Bodenmiller; Burchett. HR - Rogers. HBP - Smith; Coffey. SH - Thornhill; Pollock. SF - Barthelemy; Futrell. SB - Zech; Neufeld; CS - Barthelemy; Rogers.

Florida State	IP	H	R	ER	BB	SO	AB	BF	Georgia	IP	H	R	ER	BB	SO	AB	BF
Blair Varnes	5.1	8	5	5	1	4	22	24	Brown	5.2	6	2	2	2	4	20	23
Eric Roman	0.1	2	0	0	0	0	3	3	Carswell	2.1	5	5	4	0	3	12	12
Chris Ginn	0.1	0	0	0	0	0	1	2	Friedman	2.0	0	0	0	1	1	5	8
Nick Whidden	1.1	2	1	1	0	1	5	6									
Daniel Hodges	0.2	1	0	0	1	0	2	3									
Justin Lord	1.2	2	2	1	3	2	8	11									

Win - Friedman (4-2). Loss - Lord (2-3). Save - None. WP - Hodges; Carswell 2. HB - Ginn; Friedman.
 Umpires - Home: Nick Zidelli 1st: Andy Eaves 2nd: David Wiley 3rd: Bill Davis
 Start: 2:04 Time: 3:21 Attendance: 4290 Game: NCAA4 Ginn faced 1 batter in the 7th. Carswell faced 2 batters in the 9th.

Game 65-NCAA Super Regional GEORGIA VS FLORIDA STATE June 3, 2001 at Athens, GA (Foley Field)

Georgia 6 (46-20)

Player	AB	R	H	RBI	BB	SO	PO	A	LOB
Neufeld 3b	5	1	1	0	0	1	1	2	0
Swann rf	5	0	1	0	0	1	1	0	0
Keppinger ss	4	2	2	2	0	1	1	4	0
Brooks lf	3	0	0	1	0	2	1	0	1
Thornhill 1b	4	0	1	0	0	1	10	0	1
Cavender dh	3	1	1	0	1	0	0	0	0
Edge cf	4	0	1	0	0	3	5	0	0
Burchett c	4	1	1	2	0	0	5	0	3
Pollock 2b	4	1	1	1	0	0	0	1	0
Moravek p	0	0	0	0	0	0	0	1	0
Helmey p	0	0	0	0	0	0	0	0	0
Havel p	0	0	0	0	0	0	0	1	0
Hussion p	0	0	0	0	0	0	0	0	0
Totals	36	6	9	6	1	9	24	9	5

Florida State 11 (47-18)

Player	AB	R	H	RBI	BB	SO	PO	A	LOB
Bryan Zech 2b	3	2	0	0	1	0	3	1	0
John-Ford Griffin dh	5	2	3	1	0	0	0	0	0
Ryan Barthelemy 1b	5	1	3	1	0	0	8	0	1
Mike Futrell lf	4	0	2	1	0	0	2	0	0
Nick Rogers rf	5	2	3	2	0	2	0	0	1
Tony Richie c	4	0	1	1	1	0	9	0	0
Jeff Probst ss	2	1	0	0	3	1	3	2	3
Richie Smith cf	5	2	3	3	0	1	1	0	1
Chris Hart 3b	5	1	1	2	0	1	1	2	4
Matt Lynch p	0	0	0	0	0	0	0	1	0
Daniel Hodges p	0	0	0	0	0	0	0	0	0
Totals	38	11	16	11	5	5	27	6	10

Score by Innings	R	H	E
Georgia	100	122	000
Florida State	101	501	03X

E - Helmey; Hart. DP - UGA 2. LOB - UGA 5; FSU 10. 2B - Griffin; Barthelemy. HR - Keppinger 2; Burchett; Pollock; Griffin; Rogers; Smith; Hart. HBP - Zech; Futrell. SF - Brooks. SB - Rogers.

Georgia	IP	H	R	ER	BB	SO	AB	BF
Moravek	3.0	7	4	4	2	3	15	18
Helmey	0.0	3	3	3	1	0	3	5
Havel	3.0	2	1	1	1	1	11	12
Hussion	2.0	4	3	3	1	1	9	10

Florida State	IP	H	R	ER	BB	SO	AB	BF
Matt Lynch	5.2	7	6	5	1	5	24	26
Daniel Hodges	3.1	2	0	0	0	4	12	12

Win - Lynch (9-2). Loss - Moravek (3-5). Save - Hodges (4). HB - Moravek; Helmey.
 Umpires - Home: Andy Eaves 1st: David Wiley 2nd: Bill Davis 3rd: Nick Zibelli
 Start: 2:06 Time: 2:43 Attendance: 4212 Game: NCAA5 Moravek faced 2 batters in the 4th. Helmey faced 5 batters in the 4th.

Game 66-NCAA Super Regional FLORIDA STATE VS GEORGIA June 4, 2001 at Athens, GA (Foley Field)

Florida State 3 (47-19)

Player	AB	R	H	RBI	BB	SO	PO	A	LOB
Bryan Zech 2b	4	0	0	0	1	2	3	4	2
John-Ford Griffin dh	3	1	0	0	2	1	0	0	1
Ryan Barthelemy 1b	4	0	1	1	0	0	9	0	2
Mike Futrell lf	4	0	0	0	0	1	0	0	1
Nick Rogers rf	3	1	0	0	1	1	2	0	0
Tony Richie c	4	1	2	1	0	0	6	1	0
Jeff Probst ss	4	0	1	0	0	1	2	3	0
Richie Smith cf	3	0	0	0	0	2	1	0	2
Tony McQuade ph	0	0	0	0	1	0	0	0	0
Chris Hart 3b	3	0	0	0	1	0	1	4	0
Robby Read p	0	0	0	0	0	0	0	0	0
Trent Peterson p	0	0	0	0	0	0	0	0	0
Daniel Hodges p	0	0	0	0	0	0	0	0	0
Eric Roman p	0	0	0	0	0	0	0	0	0
Totals	32	3	4	2	6	8	24	12	8

Georgia 8 (47-20)

Player	AB	R	H	RBI	BB	SO	PO	A	LOB
Neufeld 3b	3	1	1	0	1	0	0	2	1
Coffey lf	2	1	0	1	1	2	1	0	1
Blaze cf	1	0	1	0	0	0	0	0	0
Keppinger ss	5	1	2	1	0	0	1	1	3
Swann rf	4	2	2	2	0	1	4	0	0
Edge cf/lf	5	0	1	1	0	0	4	0	2
Thornhill 1b	4	1	2	0	0	0	7	1	0
Bodenmiller dh	3	1	0	0	0	2	0	0	1
Burchett c	2	1	1	0	2	0	8	0	0
Pollock 2b	4	0	1	3	0	1	1	2	1
Moorhead p	0	0	0	0	0	0	1	0	0
Sharpton p	0	0	0	0	0	0	0	2	0
Totals	33	8	11	8	4	6	27	8	9

Score by Innings	R	H	E			
Florida State	020	000	100	- 3	4	0
Georgia	300	131	00X	- 8	11	1

E - Pollock. DP - FSU 1. LOB - FSU 8; UGA 9. 2B - Richie; Swann; Pollock. HR - Keppinger. HBP - Neufeld; Coffey; Swann; Bodenmiller. SB - Rogers; Blaze; Keppinger.


Florida State	IP	H	R	ER	BB	SO	AB	BF
Robby Read	1.0	4	3	3	0	1	7	8
Trent Peterson	3.2	3	4	4	4	2	13	19
Daniel Hodges	0.2	1	1	1	0	1	3	3
Eric Roman	2.2	3	0	0	0	2	10	11

Georgia	IP	H	R	ER	BB	SO	AB	BF
Moorhead	6.2	4	3	2	5	5	25	30
Sharpton	2.1	0	0	0	1	3	7	8

Win - Moorhead (4-2). Loss - Read (7-5). Save - None. WP - Read; Peterson; Moorhead 3. HB - Read; Peterson 2; Roman.
 Umpires - Home: Bill Davis 1st: Kelly Nutt 2nd: Nick Zibelli 3rd: Kevin Dougherty
 Start: 2:30 Time: 2:43 Attendance: 3428
 Game: NCAA6 Read faced 1 batter in the 2nd.



Chris Hart



Marc LaMacchia

2001 ACC STATISTICS

Record: 20-4 • Home: 12-0 • Away: 8-4 • Conference: 20-4

BATTING

PLAYER	AVG	GP-GS	AB	R	H	2B	3B	HR	RBI	TB	SLG%	BB	HBP	SO	GDP	OB%	SF	SH	SB-ATT	PO	A	E	FLD%
Smith	.444	13-0	9	5	4	0	1	0	3	6	.667	4	0	1	0	.615	0	1	1-1	6	0	0	1.000
Griffin	.438	24-24	96	33	42	11	0	8	30	77	.802	20	1	8	2	.534	1	0	5-7	46	3	4	.925
Futrell	.404	24-24	89	17	36	4	1	2	19	48	.539	9	2	18	3	.452	4	1	3-4	0	0	0	.000
Rogers	.400	23-21	80	20	32	9	0	3	16	50	.625	10	1	17	0	.453	4	0	10-11	40	1	1	.976
Barthelemy	.394	24-24	104	24	41	9	3	6	36	74	.712	8	2	13	3	.429	5	0	3-4	174	20	2	.990
McCaleb	.345	11-7	29	8	10	2	0	0	4	12	.414	4	0	3	0	.424	0	1	0-0	58	4	1	.984
Zech	.323	22-22	93	22	30	7	0	1	13	40	.430	10	3	17	0	.402	1	0	0-0	45	57	10	.911
Jernigan	.318	24-24	88	22	28	8	1	3	22	47	.534	9	6	9	1	.406	3	1	8-9	53	6	1	.983
Toole	.294	22-20	85	17	25	6	1	1	8	36	.424	10	1	16	2	.375	0	1	4-4	18	41	7	.894
McQuade	.286	7-0	7	1	2	1	0	0	1	3	.429	1	0	2	0	.375	0	0	0-0	3	0	0	1.000
Probst	.254	21-18	67	10	17	2	0	1	12	22	.328	9	1	15	1	.342	2	0	1-2	16	33	6	.891
Groves	.231	8-8	26	4	6	2	0	0	4	8	.308	7	1	3	1	.400	1	2	3-5	21	22	2	.956
Richie	.200	18-17	60	9	12	3	1	0	5	17	.283	4	1	11	3	.258	1	2	0-0	133	11	1	.993
Hart	.167	11-3	12	0	2	0	1	0	1	4	.333	1	1	3	0	.286	0	0	1-1	9	5	0	1.000
Cole	.062	14-3	16	2	1	0	0	0	0	1	.062	6	0	3	1	.318	0	0	0-0	3	0	1	.750
Boyd	.000	4-1	4	1	0	0	0	0	0	0	.000	0	1	3	0	.200	0	0	0-0	11	1	1	.923
Whidden	.000	1-0	1	0	0	0	0	0	0	0	.000	0	0	0	0	.000	0	0	0-0	0	1	0	1.000
Roman	.000	1-0	1	0	0	0	0	0	0	0	.000	0	0	0	0	.000	0	0	0-0	0	1	0	1.000
Totals	.332	24-24	867	195	288	64	9	25	174	445	.513	112	21	142	17	.412	22	9	39-48	655	234	39	.958
Opponents	.254	24-24	835	100	212	40	0	17	87	303	.363	70	25	182	16	.327	9	7	8-18	632	244	32	.965

LOB - Team (204), Opp (191). DPs turned - Team (25), Opp (19). IBB - Team (9), Griffin 4, Probst 1, Rogers 1, Zech 1, Jernigan 1, Barthelemy 1, Opp (1). Picked off - Toole 2, Rogers 1, Jernigan 1.

PITCHING

PLAYER	ERA	W-L	APP	GS	CG	SHO/CBO	SV	IP	H	R	ER	BB	SO	2B	3B	HR	AB	B/AVG	WP	HBP	BK	SFA	SHA
Whidden	0.00	1-0	3	0	0	0/0	0	5.0	3	1	0	1	1	0	0	0	19	.158	2	1	0	0	0
Roman	0.00	0-0	9	0	0	0/0	0	10.1	5	3	0	7	6	2	0	0	35	.143	1	4	0	1	0
Hodges	1.90	1-1	10	0	0	0/0	2	23.2	25	9	5	8	18	3	0	0	91	.275	0	2	0	3	1
Lynch	2.54	4-0	5	3	0	0/0	0	28.1	29	12	8	4	21	10	0	0	108	.269	0	2	0	1	2
Ginn	2.84	0-0	7	0	0	0/0	0	6.1	5	2	2	1	4	1	0	1	24	.208	0	0	0	0	0
Peterson	3.00	0-1	3	1	0	0/0	0	6.0	4	3	2	4	6	0	0	0	22	.182	0	0	0	0	0
Varnes	3.02	6-0	8	8	1	0/1	0	56.2	55	21	19	13	43	10	0	7	211	.261	1	6	0	1	2
Pearson	3.60	1-0	3	0	0	0/0	0	5.0	1	2	2	3	3	0	0	0	14	.071	0	0	1	1	0
Lord	3.72	1-1	12	0	0	0/1	6	9.2	14	7	4	1	15	2	0	2	46	.304	0	0	0	0	1
Read	4.19	3-1	8	7	0	0/0	0	34.1	33	21	16	17	39	7	0	2	135	.244	3	6	1	1	1
LaMacchia	4.91	3-0	8	5	0	0/0	0	33.0	38	19	18	11	26	5	0	5	130	.292	5	4	0	1	0
Totals	3.13	20-4	24	24	1	1/1	8	218.1	212	100	76	70	182	40	0	17	835	.254	12	25	2	9	7
Opponents	7.31	4-20	24	24	1	0/0	2	210.2	288	195	171	112	142	64	9	25	867	.332	19	21	6	22	9

PB - Team (0), Opp (5). Pickoffs - Team (3), Lynch 2, Peterson 1, Opp (4). SBA/ATT - Richie (6-12), Varnes (2-6), LaMacchia (1-3), Lynch (0-2), Pearson (2-2), McCaleb (1-2), Read (1-2), Ginn (1-1), Roman (1-1), Peterson (0-1).

2001 ATLANTIC COAST CONFERENCE FINAL STANDINGS

TEAM	ACC GAMES					ALL GAMES				VS			VS	VS	LAST	CURRENT	
	W	L	PCT	HM	RD	W	L	T	PCT	HM	RD	NEU	BA	BW	CB	10	STREAK
Florida State	20	4	.833	12-0	8-4	47	19	0	.712	32-5	12-12	3-2	13-16	12-15	9-14	6-4	Lost 1
Clemson	17	7	.708	10-2	7-5	41	22	0	.651	27-8	11-11	3-3	5-11	5-12	5-11	6-4	Lost 2
Wake Forest	16	8	.667	9-3	7-5	44	18	0	.710	22-4	14-11	8-3	7-10	7-10	7-10	7-3	Lost 1
Georgia Tech	13	11	.542	7-5	6-6	41	20	0	.672	26-7	11-9	4-4	6-9	8-8	6-8	4-6	Lost 4
Duke	10	13	.435	6-5	4-8	23	33	0	.411	18-13	5-18	0-2	3-16	3-16	2-13	3-7	Lost 2
North Carolina	9	15	.375	5-7	4-8	31	26	0	.544	24-11	6-11	1-4	5-13	5-13	5-10	5-5	Lost 2
Virginia	9	15	.375	8-4	1-11	25	31	0	.446	17-10	7-18	1-3	2-12	2-12	2-12	2-8	Lost 2
NC State	9	15	.375	5-7	4-8	32	29	0	.525	17-14	9-11	6-4	6-12	6-12	6-9	7-3	Lost 1
Maryland	4	19	.174	3-9	1-10	17	37	0	.315	9-16	6-20	2-1	1-11	1-11	1-11	3-7	Lost 1

28TH ANNUAL ACC BASEBALL TOURNAMENT

Knight's Stadium, Fort Mill, S.C.

Tuesday, May 15

Gm 1 #8 NC State 11 vs. #9 Maryland 5

Wednesday, May 16

Gm 2 #4 Georgia Tech 16 vs. #5 Duke 2

Gm 3 #1 Florida St. 11 vs. #8 NC State 5

Gm 4 #2 Clemson 3 vs. #7 Virginia 7

Gm 5 #3 Wake Forest 11 vs. #6 UNC 8

Thursday, May 17

Gm 6 Duke 3 vs. NC State 5

Gm 7 Clemson 7 vs. North Carolina 6

Gm 8 Florida State 5 vs. Georgia Tech 6

Gm 9 Wake Forest 2 vs. Virginia 1

Friday, May 18

Gm 10 Clemson 4 vs. Florida State 5

Gm 11 Virginia 2 vs. NC State 6

Gm 12 Georgia Tech 3 vs. Wake Forest 4

Saturday, May 19

Gm 13 Florida State 15 vs. Wake Forest 12

Gm 14 Georgia Tech 4 vs. NC State 6

Gm 15 NC State 8 vs. Florida State 4

Sunday, May 20

Gm 16 Wake Forest 17 vs. NC State 4

2001 NCAA BASEBALL CHAMPIONSHIP

Regional Matchups - May 25, 26, 27

AT CLEMSON, SC

Clemson 4, William and Mary 1

Clemson 24, Seton Hall 4

Clemson 8, Seton Hall 2

AT TALLAHASSEE, FL

Florida State 8, Bethune-Cookman 1

Florida State 10, Auburn 6

Florida State 9, Auburn 6

AT ATHENS, GA

Coastal Carolina 5, Georgia Tech 3

Georgia 13, Georgia Tech 5

AT KNOXVILLE, TN

Tennessee Tech 9, Wake Forest 7

Wake Forest 6, Middle Tennessee State 3

Wake Forest 18, Tennessee Tech 5

Wake Forest 10, Tennessee 3

Tennessee 6, Wake Forest 3

Super Regional Matchups - June 1, 2, 3

AT CORAL GABLES, FL

Miami 10, Clemson 8

Miami 14, Clemson 6

AT ATHENS, GA

Georgia 8, Florida State 7


Florida State 11, Georgia 6

Georgia 8, Florida State 3

COLLEGE WORLD SERIES JUNE 8-16

Johnny Rosenblatt Stadium

Omaha, Nebraska



Mike Futrell

FLORIDA STATE IN THE NCAA FINAL STATISTICS

INDIVIDUAL

Batting John-Ford Griffin, 4th (.450)

Doubles John-Ford Griffin, 3rd (30)

Slugging Percentage John-Ford Griffin, 9th (.797)

Saves Justin Lord, T-9th (11)

TEAM

ERA 9th (3.47)

Doubles 2nd (161)

Win/Loss 15th (47-19/.712)

TEAM BATTING	G	AVG	AB	H
Georgia Tech	61	.347	2237	776
Wake Forest	62	.330	2249	743
Florida State	66	.307	2287	703
Clemson	63	.305	2276	694
North Carolina	57	.302	1967	595
Duke	56	.295	1923	567
NC State	61	.288	2141	616
Virginia	56	.287	1967	564
Maryland	54	.286	1880	537

TEAM PITCHING	G	ERA	IP	R	ER
Florida State	66	3.47	588.1	301	227
Clemson	63	4.14	563.2	319	259
Georgia Tech	61	4.52	532.0	331	267
Wake Forest	62	4.87	551.0	368	298
Virginia	56	5.02	489.0	358	273
NC State	61	5.05	542.0	385	304
North Carolina	57	5.90	499.0	416	327
Duke	56	6.11	484.2	427	329
Maryland	54	7.63	452.2	455	384

HITS	CL	G	H	H/G
John-Ford Griffin FSU	JR	65	113	1.74
Casey Stone CU	SR	62	103	1.66
Cory Sullivan WF	SR	62	103	1.66
Victor Menocal GT	JR	60	102	1.70
Richard Lewis GT	JR	61	100	1.64
Ryan Barthelemy FSU	JR	66	96	1.45
Jamie D'Antona WF	FR	62	92	1.48
Brian Wright NCS	JR	61	86	1.41
Hunter Wyant UVA	SR	56	86	1.54
Jeff Baker CU	SO	60	86	1.43

HOME RUNS	CL	G	HR	HR/G
Jeff Baker CU	SO	60	23	.38
John-Ford Griffin FSU	JR	65	19	.29
Michael Johnson CU	SO	62	18	.29
Jon Benick UVA	SR	55	18	.33
Jamie D'Antona WF	FR	62	17	.27
Jarrod Schmidt CU	SO	59	16	.27
Carlos Brackley WF	SR	56	14	.25
Jason Basil GT	SR	61	14	.23
Jason Perry GT	SO	60	14	.23
Ryan Barthelemy FSU	JR	66	14	.21

TRIPLES	CL	G	3B	3B/G
Hunter Wyant UVA	SR	56	7	.12
Jeremy Dutton NCS	SO	61	6	.10
Richard Lewis GT	JR	61	6	.10
Ryan Barthelemy FSU	JR	66	5	.08
Brad Stockton GT	SR	52	5	.10
Doug Vroman UVA	SO	51	4	.08
Matt Price WF	SR	58	4	.07
6 tied with 3 triple(s)				

STOLEN BASES	CL	G	SB	SB/G
Adam Greenberg UNC	SO	57	29	.51
Karl Jernigan FSU	SR	57	28	.49
Russ Adams UNC	SO	57	28	.49
Cory Sullivan WF	SR	62	27	.44
Casey Stone CU	SR	62	25	.40
Jamie Athas WF	JR	62	22	.35
David Stone UVA	JR	56	21	.38
Nick Rogers FSU	JR	58	20	.34
Sean Walsh NCS	SR	60	19	.32
2 tied with 18 stolen base(s)				

WALKS	CL	G	BB	BB/G
John-Ford Griffin FSU	JR	65	50	.77
David Stone UVA	JR	56	43	.77
Adam Greenberg UNC	SO	57	43	.75

INDIVIDUAL BATTING (Min 2.5 AB)	G	AVG	AB	H
John-Ford Griffin FSU	65	.450	251	113
Cory Sullivan WF	62	.390	264	103
Matt Murton GT	47	.385	161	62
Victor Menocal GT	60	.381	268	102
Richard Lewis GT	61	.376	266	100
Casey Stone CU	62	.376	274	103
David Mason DU	56	.370	208	77
Jeff Baker CU	60	.369	233	66
Jamie D'Antona WF	62	.364	253	92
Ryan Johnson WF	50	.363	157	57

INDIVIDUAL PITCHING (Min 1.0 IP)	G	ERA	IP	R	ER
Steve Reba CU	18	2.58	108.0	39	31
Dave Bush WF	41	2.65	74.2	27	22
Dan Street UVA	10	2.76	75.0	37	23
Matt Henrie CU	18	3.06	67.2	32	23
Brandon Creswell UVA	14	3.42	100.0	52	38
Cory Sullivan WF	13	3.52	76.2	42	30
Matt Lynch FSU	18	3.61	97.1	53	39
Blair Varnes FSU	18	3.61	114.2	56	46
Robby Read FSU	20	4.08	86.0	55	39
Jarrod Schmidt CU	16	4.34	74.2	42	36

RUNS SCORED	CL	G	R	R/G
Cory Sullivan WF	SR	62	85	1.37
John-Ford Griffin FSU	JR	65	79	1.22
Richard Lewis GT	JR	61	77	1.26
Victor Menocal GT	JR	60	71	1.18
Jeff Baker CU	SO	60	66	1.10
Jamie D'Antona WF	FR	62	65	1.05
Jason Basil GT	SR	61	64	1.05
Casey Stone CU	SR	62	63	1.02
Corey Slavik WF	SR	62	61	.98
Jason Perry GT	SO	60	59	.98

DOUBLES	CL	G	2B	2B/G
John-Ford Griffin FSU	JR	65	30	.46
Ryan Barthelemy FSU	JR	66	22	.33
Brian Wright NCS	JR	61	21	.34
Jeremy Dutton NCS	SO	61	20	.33
Steve Oursler MD	SR	53	20	.38
Cory Sullivan WF	SR	62	20	.32
Shearin NCS	FR	56	18	.32
Victor Menocal GT	JR	60	18	.30
Khalil Greene CU	JR	63	18	.29
5 tied with 17 double(s)				

RUNS BATTED IN	CL	G	RBI	RBI/G
Jamie D'Antona WF	FR	62	77	1.24
Jeff Baker CU	SO	60	75	1.25
John-Ford Griffin FSU	JR	65	75	1.15
Ryan Barthelemy FSU	JR	66	72	1.09
Cory Sullivan WF	SR	62	67	1.08
Richard Lewis GT	JR	61	64	1.05
Jason Basil GT	SR	61	64	1.05
Bryan Prince GT	SR	59	63	1.07
Brian Wright NCS	JR	61	62	1.02
2 tied with 57 RBI(s)				

TOTAL BASES	CL	G	TB	TB/G
John-Ford Griffin FSU	JR	65	200	3.08
Jeff Baker CU	SO	60	172	2.87
Ryan Barthelemy FSU	JR	66	170	2.58
Cory Sullivan WF	SR	62	164	2.65
Jamie D'Antona WF	FR	62	159	2.56
Richard Lewis GT	JR	61	158	2.59
Brian Wright NCS	JR	61	141	2.31
Hunter Wyant UVA	SR	56	140	2.50
Michael Johnson CU	SO	62	139	2.24
Corey Slavik WF	SR	62	135	2.18

ON BASE PERCENTAGE	CL	G	AB	H	BB	HBP	SF	OB%
John-Ford Griffin FSU	JR	65	251	113	50	4	3	.542
Jason Perry GT	SO	60	187	63	38	11	2	.471
Jeff Baker CU	SO	60	233	86	32	11	2	.464

Sean Farrell UNC	SO	56	43	.77
Michael Johnson CU	SO	62	43	.69
Jason Basil GT	SR	61	41	.67
Jamie Athas WF	JR	62	40	.65
Jason Perry GT	SO	60	38	.63
Matthew Boggs GT	JR	56	36	.64
JD Alleva DU	JR	56	33	.59

ACC

ATLANTIC COAST CONFERENCE

WINS	CL	G	W-L
Steve Reba CU	JR	18	12-3
Kyle Sleeth WF	FR	21	10-3
Blair Varnes FSU	JR	18	9-1
Matt Lynch FSU	SO	18	9-2
Rhett Parrott GT	JR	16	9-5
6 tied with 7 victory(s)			

STRIKEOUTS	CL	G	SO	SO/G
Steve Reba CU	JR	18	103	8.58
Blair Varnes FSU	JR	18	93	7.30
Steve Kelly GT	JR	16	93	7.43
Robby Read FSU	SO	20	87	9.10
Rhett Parrott GT	JR	16	86	7.37
Dave Bush WF	JR	41	86	10.37
Matt Lynch FSU	SO	18	85	7.86
Brandon Creswell UVA	SR	14	75	6.75
Dan D'Amato NCS	JR	19	70	8.01
Ryan Combs NCS	FR	17	64	8.47

SAVES	CL	G	SV
Dave Bush WF	JR	41	16
Justin Lord FSU	JR	30	11
Jeff Alleva DU	SO	23	7
Jeff Watchko GT	SO	31	6
Josh Miller NCS	SR	25	6
Josh Cram CU	JR	28	6
Daniel Hodges FSU	SO	27	4
Jason Howell UNC	SR	24	4
Mike Sollie NCS	JR	26	3
Whitley Benson UNC	FR	25	3

SHUTOUTS	CL	G	SHO
Matt Lorenzo GT	FR	12	1
Kevin Thompson DU	SO	14	1
Kevin Cameron GT	JR	16	1
Canon Hickman UVA	FR	13	1
Scott Autrey UNC	SO	14	1
Brandon Creswell UVA	SR	14	1
Steve Reba CU	JR	18	1
Matt Lynch FSU	SO	18	1

OPP BATTING AVERAGE	CL	G	AB	H	AVG
Dave Bush WF	JR	41	270	57	.211
Steve Reba CU	JR	18	396	84	.212
Dan Street UVA	JR	10	283	62	.219
Matt Henrie CU	SO	18	259	59	.228
Cory Sullivan WF	SR	13	295	72	.244
Robby Read FSU	SO	20	339	86	.254
Jarrod Schmidt CU	SO	16	287	73	.254
Blair Varnes FSU	JR	18	434	113	.260
Steve Kelly GT	JR	16	439	117	.267
Rhett Parrott GT	JR	16	394	106	.269

Cory Sullivan WF	SR	62	264	103	26	15	6	.463
Matthew Boggs GT	JR	56	206	71	36	12	5	.459
David Stone UVA	JR	56	212	72	43	5	3	.456
Jamie Athas WF	JR	62	226	75	40	9	1	.449
Richard Lewis GT	JR	61	266	100	28	8	4	.444
Brian Patenaude MD	SR	51	194	67	29	8	3	.444
Michael Johnson CU	SO	62	218	70	43	6	1	.444

SLUGGING PERCENTAGE	CL	G	AB	H	2B	3B	HR	SLUG%
John-Ford Griffin FSU	JR	65	251	113	30	0	19	.797
Jeff Baker CU	SO	60	233	86	13	2	23	.738
Carlos Brackley WF	SR	56	168	53	12	2	14	.661
Michael Johnson CU	SO	62	218	70	13	1	18	.638
Jamie D'Antona WF	FR	62	253	92	14	1	17	.628
Jon Benick UVA	SR	55	209	62	14	0	18	.622
Cory Sullivan WF	SR	62	264	103	20	1	13	.621
Jason Perry GT	SO	60	187	63	9	1	14	.620
Matt Murton GT	FR	47	161	62	14	1	7	.615
Ryan Barthelemy FSU	JR	66	280	96	22	5	14	.607

INNINGS PITCHED	CL	G	IP	IP/G
Blair Varnes FSU	JR	18	114.2	6.37
Steve Kelly GT	JR	16	112.2	7.04
Steve Reba CU	JR	18	108.0	6.00
Rhett Parrott GT	JR	16	105.0	6.56
Brandon Creswell UVA	SR	14	100.0	7.14
Matt Lynch FSU	SO	18	97.1	5.41
Ryan Caradonna DU	SR	17	95.1	5.61
Robby Read FSU	SO	20	86.0	4.30
Koshansky UVA	FR	14	84.0	6.00
Daniel Caldwell NCS	SO	21	83.2	3.98

APPEARANCES	CL	APP	GS	W	L	SV
Dave Bush WF	JR	41	0	4	3	16
Jeff Watchko GT	SO	31	0	1	3	6
Justin Lord FSU	JR	30	0	2	3	11
Josh Cram CU	JR	28	0	4	2	6
Eric Roman FSU	SO	27	0	4	2	1
Kevin Perry DU	SO	27	1	0	2	0
Daniel Hodges FSU	SO	27	0	4	3	4
5 tied with 26 appearance(s)						

GAMES STARTED	CL	APP	GS	W	L	SV
Blair Varnes FSU	JR	18	18	9	1	0
Steve Reba CU	JR	18	17	12	3	0
Ryan Caradonna DU	SR	17	16	5	10	0
Rhett Parrott GT	JR	16	16	9	5	0
Steve Kelly GT	JR	16	16	7	5	0
Matt Lynch FSU	SO	18	15	9	2	0
Robby Read FSU	SO	20	15	7	5	0
4 tied with 14 game(s) started						

COMPLETE GAMES	CL	APP	GS	CG	W	L
Dan Street UVA	JR	10	10	5	4	4
Brandon Creswell UVA	SR	14	14	4	7	4
Steve Kelly GT	JR	16	16	3	7	5
Koshansky UVA	FR	14	14	2	4	6
Cory Sullivan WF	SR	13	11	2	7	0
Steve Reba CU	JR	18	17	2	12	3
14 tied with 1 complete game(s)						

TEAM FIELDING	PO	A	E	PCT	DP	SBA-ATT
Clemson	1691	719	79	.968	55	85-101
Wake Forest	1653	669	88	.963	59	63-83
Georgia Tech	1596	644	94	.960	56	65-81
North Carolina	1497	652	94	.958	54	57-89
Florida State	1765	633	115	.954	64	37-71
Duke	1454	585	99	.954	48	89-117
Maryland	1358	549	94	.953	49	90-112
NC State	1626	709	118	.952	49	73-105
Virginia	1467	536	105	.950	42	52-74