


THE RECORD BOOK

RECORDS

TEAM & INDIVIDUAL




Bob Clem
1958-59



Mike Yastrzemski
1980-83



Paul Sorrento
1984-86



J.D. Drew



Marshall McDougall
1999-00



John-Ford Griffin
1999-01

TEAM RECORDS

GAMES

GAMES PLAYED

Most in Season 84, 1984
Fewest in Season 17, 1948

VICTORIES

Most in Season 61, 1986 (61-13)
Fewest in Season 9, 1948 (9-8)

WINNING PERCENTAGE

Highest in Season854, 1968 (35-6)
Lowest in Season529, 1948 (9-8)

WINNING STREAK

Longest 25, 2002 (4/17-6/7)

LOSING STREAK

Longest in Season ... 6, 1999 (4/17-30)

ATTENDANCE

Single Home Game 6,145 vs. Miami,
1986
3-game Series 17,811 vs. Miami,
1991
2-game Series 10,431 vs. Florida,
1994
Single Season 129,013, 2002
(44 dates)
Single Season, all games 276,550
1999 (72 dates, World Series included)

SHUTOUTS

Fewest Times in Season 0, 1985
(82 games) and other years with fewer
games; last time 2002 (74 games)
Most Times in Season 5,
1974, 1992 and 1994
Longest Streak Without 336,
1984-1988
Most Recorded in Season 15,
1970 (59 games) and 1975 (59 games)
Most Consecutive in Season 4,
1970 and 1973
Most Consecutive
Scoreless Innings 40, 1973

EXTRA INNING GAMES

Most in Season 7, 1995
Longest Game 17 innings
vs. Miami, 2000 (4/7)

BATTING

AT BATS

Most in Game..... 61 vs. Georgia State,
1992; vs. Miami, 2000 (4/7)
Both Teams 125 vs. Miami, 2000
(4/7) (FS 61, UM 64)
Most in Season 2,872
1985 (82 games)
Fewest in Season 752
1951 (18 games)
Most Plate Appearances in Inning . 21
vs. Georgia State, 1992

RUNS

Most in Inning 16,
vs. Cleveland State, 1982;
vs. Georgia State, 1992
Most in Game 36,
vs. Georgia State, 1992
Most Allowed in Game 24,
Clemson, 1959
Most Combined 43,
vs. Georgia State, 1992 (FS 36, GS 7)

Largest Winning Margin 34,
vs. Marshall, 1996 (34-0) 2/4
Largest Losing Margin 22,
vs. Clemson, 1959 (C 24, FS 2)
Most in Season 752, 1982
Most Allowed in Season 464, 1984
Fewest in Season 101, 1948
Fewest Allowed in Season 72, 1952
(21 games)

HITS

Most in Inning ... 15, vs. Georgia State,
1992
Most Allowed in Inning 8, South
Florida, 1974; Cincinnati, 1991
Most Consecutive Hits 8, vs.
Marshall, 2/4/96, 34-0
Most in Game ... 36, vs. Georgia State,
1992 (5/15)
Most Allowed in Game 23,
Nevada-Las Vegas, 1978
Most in Season 947, 1985
(82 games)
Most Allowed in Season 756, 1984
(84 games)
Fewest in Season 186, 1952
(21 games)
Fewest Allowed in Season ... 130, 1952
(21 games)

DOUBLES

Most in Game .. 9 vs. Duke, 2000 (3/10)
Most Allowed in Game .. 6, several times
Most Combined 11 vs. FAMU
2002 (FS 7, CS 4)
Most in Season ... 182, 1990 (72 games)
Most Allowed in Season 133,
1984 (84 games)
Fewest in Season 24, 1951 (18 games)
Fewest Allowed in Season 19,
1951 (18 games)

TRIPLES

Most in Game 5 vs. Western Kentucky,
1968; vs. Georgia State, 1982
Most Allowed in Game ... 3, several times
Most Combined 5, vs. Western
Kentucky, 1968 (FS 5, WK 0);
vs. Georgia State, 1982 (FS 5, GS 0)

Most in Season ... 35, 1969 (52 games)
and 1972 (68 games)

HOME RUNS

Most in Game 9, vs. Maryland, 1999
(5/9, FS 26, MD 2); vs. Maryland,
1997 (4/27, FS 27, MD 2)
Most Allowed in Game 6, Southern
Miss, 1986
Most Combined 9, vs. Cincinnati,
1991 (5/12, FS 6, UC 3)
Most in Season ... 146, 1985 (82 games)
Most Allowed in Season 82, 1984
(84 games)
Fewest in Season .. 3, 1954 (21 games)
Fewest Allowed in Season 4, 1951
(18 games)
Most Grandslams .. 8, 1996 (69 games)
Most Grandslams in a Game* 3, at
Maryland, April 27, 1997
**NCAA Record*

TOTAL BASES

Most in Game 54, vs. Georgia
State, 1992
Most Combined 75, vs. Georgia
State, 1982 (FS 51, GS 24)
Most in Season 1,580, 1985
(82 games)
Fewest in Season 250, 1952
(21 games)

SLUGGING PERCENTAGE

Highest in Season568, 1982
(74 games)

RUNS BATTED IN

Most in Game 34, vs. Georgia
State, 1992
Most Combined 40, vs. Georgia
State, 1992 (FS 34, GS 6)
Most in Season 698, 1985 (82 games)

BASE ON BALLS

Most in Game 20, vs. Cleveland
State, 1982
Most Allowed 18, Stetson, 1976
Most Combined 26, vs. Valdosta
State, 1980 (FS 10, VS 16)

Most in Season 555, 1984
Most Allowed in Season 340, 1972
(68 games)
Fewest in Season 93, 1955
(22 games)

HIT BY PITCH

Most in Season ... 97, 2001 (66 games)

STRIKEOUTS

Most in Game 18, vs. Georgia, 1968
Most Combined ... 33, vs. Miami, 2000
(4/7) (FS 11, UM 22)
Most in Season .. 520, 1984 (84 games)
Fewest in Season 93, 1955 (22 games)

BATTING AVERAGE

Highest in Season337, 1980
(63 games)
Highest Allowed in Season .. .281, 1980
(63 games)
Lowest in Season237, 1967
(46 games)
Lowest Allowed in Season186, 1970
(59 games)

STOLEN BASES

Most in Game 11 vs. Stetson, 1957;
vs. Richmond, 1986; vs. Virginia, 1994
Most Allowed in Game 13, Stetson,
1973
Most Combined 13, vs. Stetson,
1973 (FS 0, S 13)
Most in Season .. 232, 1987 (73 games)
Most Allowed in Season 98, 1984
(84 games)
Fewest in Season 20, 1954
(21 games)
Fewest Allowed in Season 7, 1962
(28 games) and 1968 (41 games)


DEFENSE

PUTOUTS


Most in Season .. 2,212, 1984 (84 games)

ASSISTS

Most in Season 1,126,
1984 (84 games)



Matt Diaz



Ryan Barthelemy



Fewest in Season .. 226, 1960 (22 games)

ERRORS

Most in Game 9, vs. Valdosta State, 1988

Most in Game by Opponent 8, several times, latest Miami (April 17, 1996)

Most Combined 12, vs. Georgia State, 1984 (FS 4, GS 8); vs. Valdosta State, 1988 (FS 9, VS 3); Virginia Tech, 1990 (5/10, FS 4, VT 8)

Most in Season 167, 1984 (84 games)

Most by Opponent in Season 184, 1984 (84 games)

FIELDING AVERAGE

Highest in Season973, 1994 (75 games)

Lowest in Season915, 1959 (33 games)

DOUBLE PLAYS

Most in Game .. 5, vs. Miami, 1995 (6/4)

Most in Season ... 95, 1984 (84 games)

PITCHING

PITCHING APPEARANCES

Most in Game .. 8, vs. Miami, 2000 (4/7)

Most in Season .. 260, 2000 (72 games)

COMPLETE GAMES

Most in Season ... 27, 1969 (52 games)

INNINGS PITCHED

Most in Season .. 738, 1984 (84 games)

Most by Opponent 717, 1984 (84 games)

SAVES

Most in Season ... 29, 1990 (72 games)

NO-HITTERS

Most in Season 2, 1968 (41 games)

ONE-HITTERS

Most in Season 6, 1970 (59 games)

TWO-HITTERS

Most in Season 6, 1970 (59 games) and 1976 (56 games)

EARNED RUNS

Most Allowed in Season 367, 1984 (84 games)

EARNED RUN AVERAGE

Highest in Season 4.48, 1984 (84 games)

Lowest in Season 1.49, 1970 (59 games)

STRIKEOUTS

Most Recorded in Game 25, vs. Furman, 1956

Most Recorded in Season .. 718, 1986 (74 games)

Fewest Recorded in Season 126, 1954 (21 games)

INDIVIDUAL RECORDS GAMES

GAMES PLAYED

Most in Season 84, Paul Sorrento, 1984; Frank Fazzini, 1984

Most in Career 279, Mike Yastrzemski, 1980-83;

Barry Blackwell, 1985-88

Consecutively in Season 84, Paul Sorrento, 1984

Consecutively in Career 235, Link Jarrett, 1991-94

BATTING

BATTING AVERAGE

Highest in Season (0-125 at bats)

.436, Bob Clem, 1959; (126-199 at bats)

.436, John-Ford Griffin, 1999; (200-250 at bats) .455, J.D. Drew, 1997; (250+ at bats) .450 John-Ford Griffin, 2001; .419, Marshall McDougall, 1999

Highest in Career (100-600 at bats)

.410, Bob Clem, 1959-60; (600+ at bats) .391, J.D. Drew, 1995-97; .427 John-Ford Griffin, 1999-01

SLUGGING PERCENTAGE

Highest in Season961, J.D. Drew, 1997 (224 TB/233 AB)

Highest in Career789, J.D. Drew, 1995-97 (539 TB/683 AB)

AT BATS

Most in Game 9, Karl Jernigan vs. Miami, 2000 (4/7)

Most in Season 357, Luis Alicea, 1985

Most in Career 989, Link Jarrett, 1991-94

RUNS SCORED

Most in Game 6, Mark Gilbert vs. Ohio State, 1978;

Luis Alicea vs. Georgia State, 1984; Marshall McDougall vs. Maryland (5/9/99)

Most in Season .. 110, J.D. Drew, 1997

Most in Career 285, Jeff Ledbetter, 1979-82

HITS

Most in Inning 2, many players, last by Mickey Lopez vs. North Carolina, 1995 (5/20)

Most in Game .. 7, Marshall McDougall vs. Maryland (5/9/99)

Most in Season 137, Frank Fazzini, 1985

Most in Career 335, Jeff Ledbetter, 1979-82

Most Consecutive Hits .. 10, Brian Cox, 1998 (5/21-5/23)

Most Consecutive Times on Base ... 13, Paul Sorrento, 1985

Hitting Streak 34, J.D. Drew, 1997

DOUBLES

Most in Game .. 4, Marshall McDougall vs. NC State, 2000 (4/30)


Joe Licata vs. Georgia State, 1981

Most in Season . 36, Jeremy Morris, 1996

Most in Career 78, Jeremy Morris, 1994-97; John-Ford Griffin (1999-2001)

TRIPLES

Most in Game 2, by 11 players,



Chris Chavez



latest Jeremy Morris vs. Wake Forest, 1997
 Most in Season 9, Dick Gold, 1969; Luis Alicea, 1985
 Most in Career ... 19, Luis Alicea, 1984-86

HOME RUNS

Most in Game.. 6, Marshall McDougall vs. Maryland, 1999
 Most in Season 42, Jeff Ledbetter, 1982

Most in Season by a Freshman 22, Matt Diaz, 1998
 Most in Career 97, Jeff Ledbetter, 1979-82

Grandslams in Game 2, Craig Patterson vs. Wright State, 1979
 Grandslams in Season 3, J.D. Drew and Jeremy Morris, 1997
 Grandslams in Career 6, J.D. Drew, 1995-97 and Jeremy Morris, 1994-97

RUNS BATTED IN

Most in Game..... 16, Marshall McDougall vs. Maryland (5/9/99)
 Most in Season 124, Jeff Ledbetter, 1982
 Most in Career 346, Jeff Ledbetter, 1979-82

TOTAL BASES

Most in Game..... 25, Marshall McDougall vs. Maryland (5/9/99)
 Most in Season 273, Jeff Ledbetter, 1982
 Most in Career 704, Jeff Ledbetter, 1979-8

STOLEN BASES

Most in Game..... 6, Chip Bifano vs. Kearney State, 1977
 Most in Season 51, Edwin Alicea, 1988
 Most in Career 98, Jose Marzan, 1984-87

HIT BY PITCHES

Most in Game..... 3, Mark Barineau, 1982; Karl Jernigan vs. St. Joseph's (3/6/01)
 Most in Season 24, Jose Zabala, 1997
 Most in Career 61, Karl Jernigan, 1998-2001

BASE ON BALLS


Most in Game..... 5, four players, most recently by Lionel Martinez vs. Virginia Tech, 1980
 Most in Season 84, J.D. Drew, 1997
 Most in Career 195, Paul Sorrento, 1984-86

STRIKEOUTS

Most in Game..... 5, Dick Nichols vs. Georgia Southern, 1970; Dick Nichols vs. Southern Cal, 1970; and Ed Fulton vs. South Florida, 1986; Rick Rogers vs. Miami, 2002
 Most in Season 74, Frank Fazzini, 1984; Kenny Felder, 1991
 Most in Career 184, Ty Mueller, 1989-93

Toughest to Strikeout in a Season (75 AB Min.) 1, Billy "Cooter" Mills, 1954

Marshall McDougall



*Mac Scarce
1970-71*

*Luis Alicea
1984-86*

*Edwin Alicea
1987-88*

*Ty Mueller
1989-93*

*Link Jarrett
1991-94*

*J.D. Drew
1995-97*

*Karl Jernigan
1998-01*



DEFENSE

PUTOUPS

Most in Season 659, Doug Mientkiewicz, 1994
 Most in Career 1,595, Pedro Grifol, 1989-91

ASSISTS

Most in Season 261, Brooks Badeaux, 1998
 Most in Career 802, Link Jarrett, 1991-94

PITCHING

PITCHING APPEARANCES

Most in Season 41, Bruce Tanner, 1983
 Most in Career 113, Ricky Kimball, 1988-91

STARTS

Most in Season ... 24, Mike Loynd, 1986
 Most in Career .. 78, Doug Little, 1983-86

RELIEF APPEARANCES

Most in Season ... 41, Bruce Tanner, 1983
 Most in Career 92, Ricky Kimball, 1988-91

COMPLETE GAMES

Most in Season 12, Brooks Carey, 1978 (15 starts); Danny O'Brien, 1975 (17 starts)
 Most in Career 23, Wayne Vincent, 1966-68

INNINGS PITCHED

Most in Season 164.2, Mike Loynd, 1986
 Most in Career .549, Doug Little, 1983-86

SAVES

Most in Season 18, Mac Scarce, 1970
 Most in Career 32, Ricky Kimball, 1988-91

VICTORIES

Most in Season 20, Mike Loynd, 1986
 Most in Career .. 49, Doug Little, 1983-86
 Consecutive in Season ... 17, Mike Loynd, 1986

Consecutive in Career 18, Larry Jones, 1974-75

LOSSES

Fewest in Season 0, Gene Ammann, 1970 (15-0)
 Fewest in Career (20+ decisions) 2, Gene Ammann, 1968-72 (31-2)

HOME RUNS ALLOWED

Most in Season .. 20, Chuck Howell, 1997
 Most in Career .. 49, Doug Little, 1983-86

STRIKEOUTS RECORDED

Most in Game 24, Tony Avitable vs. Furman, 1956
 Most in Season ... 223, Mike Loynd, 1986
 Most in Career 520, Richie Lewis, 1985-87 (392.2 IP)

BASE ON BALLS

Most in Season 72, Dave Fernald,

1972 (105.2 IP); Richie Lewis, 1986 (127.2 IP)

Most in Career 236, Larry Jones, 1974-77 (300 IP)

EARNED RUN AVERAGE

Lowest in Season (30+ innings) .. 0.66, Gene Ammann, 1970 (10 ER/137 IP)
 Lowest in Career (100+ innings) . 1.45, Wayne Vincent, 1966-68 (58 ER/292 IP)
 Highest in Season (30+ innings) . 8.62, Al Ashmont, 1985 (30 ER/31 IP)

RUNS ALLOWED

Fewest in Season 17, Chris Chavez, 1996 (50 IP)
 Most in Season .. 95, Doug Little, 1984
 Most in Career 287, Doug Little, 1983-86 (549 IP)

EARNED RUNS ALLOWED

Fewest in Season (30+ innings) 4, Mike DiBlasi, 1998 (31.2 IP); Eric Roman, 2001 (40.1 IP)
 Most in Season (30+ innings) 79, Doug Little, 1984 (161.1 IP)
 Most in Career (100+ innings) 211, Doug Little, 1983-86 (549 IP)

HITS ALLOWED

Fewest in Season 13, Mac Scarce, 1971 (33.1 IP)
 Most in Season 167, Doug Little, 1984 (161.1 IP)
 Most in Career 533, Doug Little, 1983-86 (549 IP)

ALL-TIME CONFERENCE TOURNAMENTS

METRO CONFERENCE

YEAR	SITE	CHAMPION	OUTSTANDING PLAYER
1976	Memphis, TN	Memphis State	Ron McNeely, Memphis State
1977	Memphis, TN	Florida State	Terry Kennedy, FSU
1978	Tallahassee	Memphis State	Terry Pressgrove, Memphis State
1979	Tallahassee	Tulane	Ken Francingues, Tulane
1980	Tallahassee	Florida State	Mike Fuentes, FSU
1981	Tallahassee	Florida State	Mike Fuentes, FSU
1982	Tallahassee	Tulane	Eric Lane, Tulane
1983	Tallahassee	Florida State	Danny Dowell, FSU
1984	Tallahassee	Florida State	Jody Reed, FSU
1985	Tallahassee	Florida State	Richie Lewis, FSU
1986	Tallahassee	Florida State	Mike Loynd, FSU
1987	Columbia, SC	Florida State	Ed Porcelli, FSU
1988	Tallahassee	Florida State	Edwin Alicea, FSU
1989	Columbia, SC	Florida State	Sedgwick McCollum, S. Miss
1990	Hattiesburg, MS	Florida State	Allen Bevis, FSU
1991*	Salem, VA	Florida State	Ty Mueller, FSU
		Southern Miss	

ATLANTIC COAST CONFERENCE

1992	Greenville, SC	Clemson	Matt Donahue, N.C. State
1993	Greenville, SC	N.C. State	Jeff Morris, Clemson
1994	Greenville, SC	Clemson	Shane Monahan, Clemson
1995	Greenville, SC	Florida State	Jonathan Johnson, FSU
1996	Durham, NC	Virginia	Seth Greisinger, UVA
1997	St. Petersburg, FL	Florida State	Jeremy Morris, FSU
1998	Durham, NC	Wake Forest	John Hendricks, WFU
1999	Durham, NC	Wake Forest	Andrew Riepe, WFU
2000	Fort Mill, SC	Georgia Tech	Jason Basil, Georgia Tech
2001	Fort Mill, SC	Wake Forest	Dave Bush, WFU
2002	St. Petersburg, FL	Florida State	Stephen Drew, FSU

*Title game rained out. FSU and USM declared co-champions.



CAREER BATTING**Games Played**

279	Mike Yastrzemski	1980-83
276	Link Jarrett	1991-94
276	Chris Brock	1989-92
269	Jose Marzan	1984-87
266	Jimmy Jones	1982-85
264	Rick Figueredo	1980-83
262	Jeff Ledbetter	1979-82
260	Ryan Barthelemy	1999-02
260	Mike Futrell	1999-02
259	Barry Blackwell	1985-88

At Bats

989	Link Jarrett	1991-94
978	Jose Marzan	1984-87
970	Luis Alicea	1984-86
968	Jeff Ledbetter	1979-82
948	Ryan Barthelemy	1999-02
944	Mike Yastrzemski	1980-83
938	Brooks Badeaux	1995-98
899	Jeremy Morris	1994-97
884	Frank Fazzini	1983-85
884	Rick Figueredo	1980-83

Runs

285	Jeff Ledbetter	1979-82
268	Luis Alicea	1984-86
264	Mike Fuentes	1978-81
261	Frank Fazzini	1983-85
256	Brooks Badeaux	1995-98
254	J.D. Drew	1995-97
244	Jose Marzan	1984-87
244	Mike Yastrzemski	1980-83
222	Jeremy Morris	1994-97
216	Paul Sorrento	1984-86

Hits


335	Jeff Ledbetter	1979-82
331	Luis Alicea	1984-86
326	Frank Fazzini	1983-85
321	Ryan Barthelemy	1999-02
305	Jose Marzan	1984-87
302	Jeremy Morris	1994-97
292	John-Ford Griffin	1999-01
289	Rick Figueredo	1980-83
281	Mike Fuentes	1978-81
280	Brooks Badeaux	1995-98
280	Paul Sorrento	1984-86

Doubles

78	John-Ford Griffin	1999-01
78	Jeremy Morris	1994-97
67	Ryan Barthelemy	1999-02
65	Link Jarrett	1991-94
62	Mike Yastrzemski	1980-83
62	Jeff Ledbetter	1979-82
59	Jose Marzan	1984-87
57	Pedro Grifol	1989-91
57	Don DeLoach	1978-81
55	Karl Jernigan	1998-01
55	Doug Mientkiewicz	1993-95

Triples

19	Luis Alicea	1984-86
14	Ryan Barthelemy	1999-02
14	Mickey Lopez	1993-95
13	J.D. Drew	1995-97
12	Jeremy Morris	1994-97
12	Randy Hodges	1992-95
12	Mike Yastrzemski	1980-83
12	Ron Cash	1970-71
12	Dick Gold	1967-69
11	Mark Barineau	1981-83
11	Mike Easom	1967-69

TOP 10
CAREER & SEASON

Doug Mientkiewicz

The 2000 USA Baseball Olympic Team

Since baseball was officially given Olympic medal-sport status in 1992, the best finish prior to 2000 for the USA Baseball Olympic Team was a bronze medal at the 1996 Olympic Games. With the first time inclusions of professional players and wooden bats, all of that changed when the 2000 USA Baseball Olympic Team clinched the gold by beating Cuba 4-0 in the championship game. Former Seminole and current Minnesota Twin first baseman Doug Mientkiewicz played a huge role in the team's success in Sydney. Mientkiewicz hit a grand slam in the eighth inning lifting Team USA past Korea, 4-0, in pool play. The Miami native then belted a game-winning home run in the bottom of the ninth to give Team USA a 3-2 victory and a spot in the gold medal game against Cuba. Mientkiewicz was a two-time All-American at Florida State (1993 and '94) and has played with the Twins since 1998.



Home Runs

97	Jeff Ledbetter	1979-82
79	Frank Fazzini	1983-85
64	Mike Fuentes	1978-81
69*	J.D. Drew	1995-97
50	Ryan Barthelemy	1999-02
48	Paul Sorrento	1984-86
46	Jeremy Morris	1994-97
45	Ed Fulton	1985-87
43	Marshall McDougall	1999-00
43	Matt Diaz	1998-99

*ACC Record

Runs Batted In

346	Jeff Ledbetter	1979-82
273*	Jeremy Morris	1994-97
270	Frank Fazzini	1983-85
261	Ryan Barthelemy	1999-02
257	J.D. Drew	1995-97
234	Mike Fuentes	1978-81
223	Mike Yastrzemski	1980-83
222	Paul Sorrento	1984-86
198	Jimmy Jones	1982-85
193	Luis Alicea	1984-86

*ACC Record

Total Bases

694	Jeff Ledbetter	1979-82
631	Frank Fazzini	1983-85
566	Ryan Barthelemy	1999-02
542	Jeremy Morris	1994-97
539	J.D. Drew	1995-97
521	Mike Fuentes	1978-81
501	Jose Marzan	1984-87
488	Luis Alicea	1984-86
488	Paul Sorrento	1984-86
480	Mike Yastrzemski	1980-83

Stolen Bases

98	Jose Marzan	1984-87
95	Marc Ronan	1988-90
91	Allen Bevis	1989-92
82	Mickey Lopez	1993-95
80	Mark Barineau	1981-83
73	Brett Groves	1998-00
71	Luis Alicea	1984-86
66	Karl Jernigan	1998-01

66	Eric Mangham	1984-86
64	Randy Davidson	1974-75

Walks

203	Brooks Badeaux	1995-98
195	Paul Sorrento	1984-86
177	Jeff Ledbetter	1979-82
175	J.D. Drew	1995-97
174	Doug Mientkiewicz	1993-95
174	Mike Yastrzemski	1980-83
161	Jose Marzan	1984-87
160	Ed Fulton	1985-87
157	Mark Barineau	1981-83
156	Jimmy Jones	1982-85

Strikeouts

175	Ty Mueller	1991-93
171	Mike Futrell	1999-02
172	Allen Bevis	1989-92
169	Frank Fazzini	1983-85
161	Kevin Cash	1997-99
153	Brett Groves	1998-00
149	Brooks Badeaux	1995-98
148	Doug Mientkiewicz	1993-95
148	Barry Blackwell	1985-88
147	Ryan Barthelemy	1999-02

Total Sacrifices

35	Mike Martin, Jr.	1993-95
34	Barry Blackwell	1985-88
33	Jose Marzan	1984-87
32	Brooks Badeaux	1995-98
31	Jose Zabala	1995-98
30	Scott Zech	1994-97
30	Randy Hodges	1992-95

26	Link Jarrett	1991-94
24	Luis Alicea	1984-86
23	Ryan Barthelemy	1999-02

Hit by Pitch

61	Karl Jernigan	1998-01
46	Jose Zabala	1995-98
38	Karl Jernigan	1998-00
34	Brett Groves	1998-00
32	Mark Barineau	1981-83
24	Ryan Barthelemy	1999-02
23	J.D. Drew	1995-97
23	Barry Blackwell	1985-89
22	Matt Diaz	1998-99
21	Kenny Felder	1990-92

Batting Average

(500+ AB)



.427	John-Ford Griffin	1999-01
.391	J.D. Drew	1995-97
.384	Matt Diaz	1998-99
.383	Marshall McDougall	1999-00
.378	Bien Figueroa	1985-86
.374	Mike Fuentes	1978-81
.369	Frank Fazzini	1983-85
.360	Chris Brock	1989-92
.352	Paul Sorrento	1984-86
.348	Doug Mientkiewicz	1993-95

Batting Average


(300-499 AB)

.427	Buddy Cribb	1988-90
.407	Bob Benda	1976-78
.377	Tom Rosa	1972-73
.376	Craig Patterson	1978-79

Tim Davis




Larry Jones
1974-77



Chris Cawthon
1981-82



Mark Barineau
1981-83




Jose Marzan
1984-87



Ricky Kimball
1988-91



Brooks Badeaux
1995-98



Jose Zabala
1995-98



.357	Mark Lacy	1981-82
.354	Brian Cox	1997-98
.352	Terry Kennedy	1975-77
.350	Kenny Felder	1990-92
.350	Rob Bargas	1989-90

Batting Average

(50-299 AB)

.475	Steve Taddeo	1986-87
.445	Jim Sherrill	1972-73
.393	Tom Cook	1968
.386	Jim McArdle	1976-77
.377	Kevin Rigby	1978
.372	Jim Weaver	1980
.372	Doug Casey	1978-79
.366	Joel Hicks	1976-77
.363	John Cook	1992
.360	J.M. Tamayo	1988-90

Slugging Percentage

(500+ AB)

.789	J.D. Drew	1995-97
.717	Jeff Ledbetter	1979-82
.714	Frank Fazzini	1983-85
.708	Marshall McDougall	1999-00
.700	Matt Diaz	1998-99
.693	Mike Fuentes	1978-81
.686	John-Ford Griffin	1999-01
.614	Paul Sorrento	1984-86
.603	Jeremy Morris	1994-97
.586	Doug Mientkiewicz	1993-95

Slugging Percentage

(300-499 AB)

.748	Buddy Cribb	1988-90
.684	Mark Lacy	1981-82
.666	Brad Parker	1988-90
.659	Terry Kennedy	1975-77
.623	Kenny Felder	1990-92
.622	Chris Cawthon	1981-82
.606	Bob Benda	1976-78
.585	Brian Cox	1997-98
.548	Craig Patterson	1978-75
.542	Dave Mobley	1976-79

Slugging Percentage

(50-299 AB)

.696	Tim Sherrill	1972-73
.678	Steve Taddeo	1986-87
.667	Joel Hicks	1976-77
.640	Mark Coulter	1976-77
.635	Scooby Morgan	1994-96
.593	Sam Scott	1999
.590	Jim Lyttle	1966
.585	Joe Licata	1981
.579	Marty Rice	1971-73
.576	Jeff Hardy	1976

CAREER PITCHING

Appearances

116	Zach Diaz	1996-99
113	Ricky Kimball	1988-91
109	Chris Chavez	1996-99
98	Mike DiBlasi	1997-00
90	Doug Little	1983-86
88	Daniel Hodges	2000-02
87	Chuck Howell	1994-97
86	Richie Lewis	1985-87
85	Philip Olson	1993-95
76	Blair Varnes	1999-02

Career Starts

78	Doug Little	1983-86
75	Blair Varnes	1999-02

58	Mike Loynd	1983-86
57	Blair Varnes	1999-01
55	Jon McDonald	1998-00
54	Larry Jones	1974-77
52	Jonathan Johnson	1993-95
52	Roger Bailey	1990-92
46	Jeff Gray	1981-84
40	Paul Wilson	1992-94
40	Richie Lewis	1985-87

Relief Appearances

111	Zach Diaz	1996-99
98	Mike DiBlasi	1997-00
92	Ricky Kimball	1988-91
88	Daniel Hodges	2000-02
85	Chris Chavez	1996-99
75	Philip Olson	1993-95
70	John Nedeau	1990-93
68	Doug Treadway	1983-84
66	Chris Ginn	1998-00
65	David Smalley	1980-83

Complete Games

23	Wayne Vincent	1966-68
22	Doug Little	1983-86
21	Larry Jones	1974-77
20	Gene Ammann	1968-70
16	Richie Lewis	1985-87
16	Danny O'Brien	1973-75
15	Paul Wilson	1992-94
14	Dick Wiggins	1979-80
14	Brooks Carey	1976-79
12	3 tied with 12	

Innings Pitched

549.1	Doug Little	1983-86
446.0	Blair Varnes	1999-02
395.1	Mike Loynd	1983-86
390.1	Larry Jones	1974-77
382.2	Richie Lewis	1985-87
363.1	Jonathan Johnson	1993-95
338.0	Jon McDonald	1998-00
338.0	Jeff Gray	1981-84
333.0	Roger Bailey	1990-92
305.1	Randy Choate	1995-97

Strikeouts

520	Richie Lewis	1985-87
417	Mike Loynd	1983-86
391	Jonathan Johnson	1993-95
370	Doug Little	1983-86
336	Larry Jones	1974-77
326	Blair Varnes	1999-02
320	Jon McDonald	1998-00
312	Chris Chavez	1996-99
311	Gene Ammann	1968-70
307	Ricky Kimball	1988-91

Walks

232	Richie Lewis	1985-87
208	Larry Jones	1974-77
178	Doug Little	1983-86
173	Mike Loynd	1983-86
166	Jon McDonald	1998-00
162	Jonathan Johnson	1993-95
161	Chris Chavez	1996-99
154	Marty Rice	1971-74
141	Gene Ammann	1968-70
136	Roger Bailey	1990-92

Hits Allowed

533	Doug Little	1983-86
464	Blair Varnes	1999-02
351	Jeff Gray	1981-84
348	Mike Loynd	1983-86
319	Jon McDonald	1998-00

317	Roger Bailey	1990-92
280	Richie Lewis	1985-87
279	Bill Fuller	1970-73
276	Jonathan Johnson	1993-95
273	Randy Choate	1995-97

Runs Allowed

287	Doug Little	1983-86
232	Blair Varnes	1999-02
197	Mike Loynd	1983-86
193	Jeff Gray	1981-84
188	Jon McDonald	1998-00
181	Richie Lewis	1985-87
151	Larry Jones	1974-77
148	Roger Bailey	1990-92
138	Chris Chavez	1996-99
134	Randy Choate	1995-97

Earned Runs Allowed

212	Doug Little	1983-86
193	Blair Varnes	1999-02
151	Mike Loynd	1983-86
148	Jon McDonald	1998-00
146	Blair Varnes	1999-01
144	Jeff Gray	1981-84
136	Richie Lewis	1985-87
121	Roger Bailey	1990-92
117	Chris Chavez	1996-99
110	Randy Choate	1995-97

Wins

49	Doug Little	1983-86
45	Mike Loynd	1983-86
41	Blair Varnes	1999-02
38	Richie Lewis	1985-87
38	Larry Jones	1974-77
35	Roger Bailey	1990-92
34	Jonathan Johnson	1993-95
31	Blair Varnes	1999-01
31	Jon McDonald	1998-00
31	Gene Ammann	1968-70

Saves

32	Ricky Kimball	1988-91
19	Daniel Hodges	2000-02
18	Mac Scarce	1970-71
17	Mike Scarce	1971-72
16	Mike DiBlasi	1997-00
15	Philip Olson	1993-95
12	Brad Gregory	1989-90
11	Justin Lord	2001
11	Richie Lewis	1985-87
11	Doug Treadway	1983-84

Losses

17	Doug Little	1983-86
13	Jeff Gray	1981-84
13	Marv Stringfellow	1965-67
12	Jon McDonald	1998-00
12	Richie Lewis	1985-87
12	Danny O'Brien	1973-75
11	Paul Wilson	1992-94
11	Larry Jones	1974-77
11	Bill Fuller	1970-73
10	8 tied with 10	

Shutouts

11	Gene Ammann	1968-70
9	Larry Jones	1974-77
9	Dave Price	1971-73
6	Paul Wilson	1992-94
5	Danny O'Brien	1973-75
4	Jonathan Johnson	1993-95
4	Chris Pollack	1986-87
4	Doug Little	1983-86
4	Mike Kelley	1974-75
3	9 tied with 3	



Home Runs Allowed

49	Doug Little	1983-86
41	Jeff Gray	1981-84
37	Richie Lewis	1985-87
34	Blair Varnes	1999-02
32	Mike Loynd	1983-86
31	Chuck Howell	1994-97
25	Jon McDonald	1998-00
23	Ray Retak	1984-85
23	David Smalley	1980-83
21	Zach Diaz	1996-99

ERA

(200+ IP)

1.43	Gene Ammann	1968-70
1.79	Wayne Vincent	1966-68
1.88	Marv Stringfellow	1965-67
2.18	Jonathan Johnson	1993-95
2.25	Danny O'Brien	1973-75
2.37	Paul Wilson	1992-94
2.40	Larry Jones	1974-77
2.58	Bill Fuller	1970-73
2.70	Gar Finnvoid	1989-90
2.78	Charlie Cruz	1992-95

ERA

(100-199 IP)

0.93	Pat Osburn	1970
1.27	Steve Mastin	1968
2.10	John Nedeau	1990-93
2.37	Mike Slade	1968-70
2.64	Terry Farmer	1973-74
2.65	David Yocum	1994-95
2.69	Tim Davis	1991-92
2.76	Jackie Smith	1976-77
2.76	Dave Price	1971-73
2.79	Lin Garrett	1967-68

ERA

(50-99 IP)

1.30	Mac Scarce	1970-71
1.30	Craig Skok	1968-69
1.60	John Ferguson	1969-70
1.79	Tom Henson	1969-70
1.83	George Lott	1968-69
1.88	Mike Reibling	1967-69
2.05	Carl Gromek	1969-70
2.08	Barry McQueen	1971
2.21	LaDon Boyd	1967
2.26	Mike Davis	1995

SEASON BATTING

Games Played

84	Paul Sorrento	1984
84	Frank Fazzini	1984
82	Luis Alicea	1985
82	Luis Alicea	1984
81	Frank Fazzini	1985
81	Eric Mangham	1985
80	Bien Figuero	1985
78	Jose Marzan	1984
78	Mike Fuentes	1981
77	Four Tied With 77	

At Bats

357	Luis Alicea	1985
332	Frank Fazzini	1985
327	Luis Alicea	1984
320	Bien Figueroa	1985
317	Frank Fazzini	1984
312	Jeff Ledbetter	1982
307	Jose Marzan	1986
301	Marshall McDougall	1999
301	Matt Diaz	1999
300	Mike Fuentes	1981

Runs Scored

110	J.D. Drew	1997
109	Frank Fazzini	1985
105	Jeff Ledbetter	1982
104	Marshall McDougall	1999
102	Bien Figueroa	1985
100	Luis Alicea	1985
99	Mark Barineau	1982
97	Jody Reed	1983
94	Luis Alicea	1986
92	Jose Zabala	1998
92	Mike Fuentes	1981

Hits

137	Frank Fazzini	1985
126	Marshall McDougall	1999
121	John-Ford Griffin	2000
119	Jeff Ledbetter	1982
118	Bien Figueroa	1985
116	Bien Figueroa	1986
116	Luis Alicea	1985
114	Matt Diaz	1999
113	John-Ford Griffin	2001
113	Chris Smith	2000

Doubles

36	Jeremy Morris	1996
33	John-Ford Griffin	2000
30	John-Ford Griffin	2001
29	Don DeLoach	1980
28	Chris Smith	2000
27	Brian Cox	1998
26	Tony McQuade	2002
26	Marshall McDougall	1999
26	Nandy Servano	1991
25	Link Jarrett	1992
25	Marc Ronan	1990
25	Pedro Grifol	1990
25	Bien Figueroa	1986

Triples

9	Luis Alicea	1985
9	Dick Gold	1969
8	Randy Hodges	1994
8	Mark Lacy	1982
8	Doug Walker	1961
7	Rick Snyder	1973
7	Dave Moates	1969
6	12 tied with 6	

Home Runs

42	Jeff Ledbetter	1982
32	Frank Fazzini	1985
31*	J.D. Drew	1997
29	Frank Fazzini	1984
28	Marshall McDougall	1999
27	Mike Fuentes	1981
26	Chris Cawthon	1982
25	Jeremy Morris	1997
23	Jeff Ledbetter	1981
22+	Matt Diaz	1998
22	Paul Sorrento	1986

*ACC Record +Most by a Freshman

Runs Batted In

124	Jeff Ledbetter	1982
118	Frank Fazzini	1985
116*	Jeremy Morris	1997
106	Marshall McDougall	1999
106	Mike Fuentes	1981
103	Chris Cawthon	1982
100	J.D. Drew	1997
95	Jeff Ledbetter	1981
94	Ryan Barthelemy	2002
94	Matt Diaz	1999
94	J.D. Drew	1996

*ACC Record

Total Bases

273	Jeff Ledbetter	1982
263	Frank Fazzini	1985
242	Marshall McDougall	1999
224*	J.D. Drew	1997
212	Frank Fazzini	1984
200	John-Ford Griffin	2001
207	Matt Diaz	1999
198	Jeremy Morris	1997
197	Mike Fuentes	1981
195	Brian Cox	1998

*ACC Record

Stolen Bases

51	Edwin Alicea	1988
48	Mark Gilbert	1978
43	Mark Ronan	1989
41	Eric Mangham	1986
39	Edwin Alicea	1987
39	Jose Marzan	1987
39	Randy Davidson	1975
36	Mark Barineau	1982
34	Brett Groves	2000
34	Ronald Lewis	1987
34	Marc Ronan	1987
34	Dick Nichols	1970

Walks

84	J.D. Drew	1997
80	Mark Barineau	1982
80	Lionel Martinez	1980
77	Ed Fulton	1987
75	Paul Sorrento	1984
75	Lionel Martinez	1981
71	Edwin Alicea	1988
68	Brooks Badeaux	1998
68	Jody Reed	1984
68	Jody Reed	1983

Strikeouts

74	Frank Fazzini	1984
74	Kenny Felder	1984
72	Kevin Cash	1999
64	Ty Mueller	1991
62	Ty Mueller	1992
61	Kevin Cash	1998
61	Matt Diaz	1998
58	Brett Groves	2000
58	Matt Diaz	1999
58	Walt Sumner	1969

Total Sacrifices

19	Mark Barineau	1983
17	Jose Zabala	1998
15	Randy Hodges	1995
14	Mike Martin, Jr.	1994
13	Geoff Sprague	1997
13	Nandy Serrano	1992
12	Bryan Zech	2002
12	Scott Zech	1996
12	Eduardo Perez	1990
12	Jose Marzan	1987

Hit By Pitch

24*	Jose Zabala	1997
23	Karl Jernigan	2001
20	Karl Jernigan	2000
15	Bryan Zech	2002
14	Jerrold Brown	2002
14	Matt Diaz	1999
14	Jose Zabala	1998
14	Kenny Felder	1991
14	Mark Barineau	1983
13	Chris Smith	2000
13	Brett Groves	1999
13	Garrett Blanton	1991

*ACC Record



Batting Average

(200+ AB)

.455	J.D. Drew	1997
.450	John-Ford Griffin	2001
.419	Marshall McDougall	1999
.413	Frank Fazzini	1985
.403	John-Ford Griffin	2000
.402	Stephen Drew	2002
.397	Craig Patterson	1979
.393	Brian Cox	1998
.393	Blane McDonald	1978
.392	Luis Alicea	1986

Batting Average

(101-199 AB)

.436	John-Ford Griffin	1999
.436	Bob Clem	1959
.430	Mike Augustine	1963
.409	Joe Hicks	1976
.404	Ken Suarez	1964
.387	Steve Nedeau	1994
.386	Mike Easom	1968
.384	Mark Lacy	1981
.384	Tom Cook	1968
.382	Mark Giordano	1987

Batting Average

(50-100 AB)

.461	Bob Clem	1961
.422	Dick Howser	1956
.414	Riley Seavers	1955
.403	Bob Rosel	1956
.392	Fred Twomey	1955
.392	Jack Dull	1961
.383	Bob Clem	1960
.372	Mike Martin	1961
.368	Cooter Mills	1954
.365	Owen McCarron	1958

Slugging Percentage

(200+ AB)

.961	J.D. Drew	1997
.843	Jeff Ledbetter	1982
.804	Marshall McDougall	1999
.797	John-Ford Griffin	2001
.792	Jeremy Morris	1997
.762	Frank Fazzini	1985
.759	J.D. Drew	1996
.755	Mike Fuentes	1980
.750	Stephen Drew	2002
.744	Paul Sorrento	1986

Slugging Percentage

(50-199 AB)

.815	Terry Kennedy	1976
.779	Jim Weaver	1980
.732	Marc Giorando	1987
.723	Jeff Ledbetter	1979
.682	Joe Hicks	1976
.674	Tom Cook	1968
.641	Mark Lacy	1981
.639	Steven Morgan	1996
.617	John-Ford Griffin	1999
.610	Carlos Lezcano	1977

SEASON PITCHING

Appearances

41	Bruce Tanner	1983
37	Doug Treadway	1984
36	Daniel Hodges	2002
36	Chris Chavez	1999
35	Richie Lewis	1985
34	Ricky Kimball	1989
34	Doug Treadway	1983
32	Jay Keezer	1981

31	Brad Gregory	1990
31	Jamey Shouppe	1982

Games Started

24	Mike Loynd	1986
23	Doug Little	1984
21	Randy Choate	1996
21	Roger Bailey	1992
21	Doug Little	1985
20	Matt Lynch	2002
20	Blair Varnes	2000
20	Mike Zeigler	2000
20	Jon McDonald	2000
20	Jon McDonald	1999
20	Nick Stocks	1999
20	Jonathan Johnson	1994

Relief Appearances

41	Bruce Tanner	1983
36	Daniel Hodges	2002
34	Doug Treadway	1985
34	Doug Treadway	1984
33	Chris Chavez	1999
31	Ricky Kimball	1989
31	Jay Keeler	1981
30	Kevin Lynch	2002
30	Justin Lord	2001
30	Richie Lewis	1985

Complete Games


12	Brooks Carey	1978
12	Danny O'Brien	1975
10	Dick Wiggins	1979
10	Gene Ammann	1970
10	George Lott	1969
9	Gar Finnvoid	1990
9	Marc Scarce	1971
8	5 tied with 8	

Innings


164.2	Mike Loynd	1986
161.1	Doug Little	1984
151.1	Doug Little	1985
150.0	Randy Choate	1996
150.0	Richie Lewis	1987
143.0	Paul Wilson	1994
142.2	Marty Rice	1972
140.0	Danny O'Brien	1975
139.1	Roger Bailey	1992
137.1	Gene Ammann	1970

Walks


88	Richie Lewis	1987
76	Dave Fernald	1972
72	Richie Lewis	1985
69	Roger Bailey	1992
69	Marty Rice	1972
68	Larry Jones	1975
65	Gene Ammann	1970
63	Mike Loynd	1985
63	Bob Mayer	1976




Gene Amman
1968-70



Buddy Cribb
1988-90




Paul Wilson
1992-94



Mike DiBlasi
1997-00



Ryan Barthelemy
1999-02



John-Ford Griffin



Strikeouts


223	Mike Loynd	1986
202	Richie Lewis	1986
196	Richie Lewis	1987
161	Paul Wilson	1994
154	Pat Osburn	1970
150	Gene Ammann	1970
149	Mike Ziegler	2000
142	Tim Davis	1992
139	Nick Stocks	1999
138	John Wasdin	1993

Hits Allowed

167	Doug Little	1984
137	Doug Little	1986
136	Mike Loynd	1986
135	Doug Little	1985
129	Randy Choate	1996
127	Roger Bailey	1992
127	Marty Rice	1972
126	Blair Varnes	2000
124	Dick Wiggins	1979
123	Randy Choate	1997

Runs Allowed

95	Doug Little	1984
81	Doug Little	1986
73	Mike Loynd	1984
67	Richie Lewis	1987
66	Jon McDonald	2000
66	Jeff Gray	1984
64	Blair Varnes	2000
63	Randy Choate	1997
63	Mike Loynd	1986
63	Kevin Smith	1985



Richie Lewis

Earned Runs Allowed

79	Doug Little	1984
56	Mike Loynd	1984
56	Doug Little	1984
54	Randy Choate	1997
54	Ray Revak	1984
53	Jon McDonald	1998
53	Jeff Gray	1983
53	Clem Freeman	1981
52	Matt Lynch	2002
51	Richie Lewis	1987
51	Richie Lewis	1986

Saves

18	Mac Scarce	1971
12	Daniel Hodges	2002
11	Justin Lord	2001
11	Brad Gregory	1990
9	Eric Roman	2002
9	Mike DiBlasi	1999
9	Tim Davis	1992
9	Ricky Kimball	1990
9	Ricky Kimball	1989
9	Doug Treadway	1984
9	Bruce Tanner	1983
8	Ricky Kimball	1988
8	Larry Rothschild	1975
8	Danny O'Brien	1973

Wins

20	Mike Loynd	1986
16	Doug Little	1985
15	Randy Choate	1996
15	Roger Bailey	1992
15	Gar Finnfold	1990
15	Richie Lewis	1987
15	Danny O'Brien	1975
15	Larry Jones	1975
15	Gene Ammann	1970
14	Richie Lewis	1986

ERA

(101+ IP)

0.66	Gene Ammann	1970
0.92	Pat Osburn	1970
1.27	Gene Mastin	1968
1.48	Danny O'Brien	1975
1.51	Wayne Vincent	1966
1.62	Wayne Vincent	1969
1.68	Jonathan Johnson	1993
1.94	Larry Jones	1975
2.08	Paul Wilson	1994
2.08	Gene Ammann	1969

ERA

(50-100 IP)

1.32	Jack Bristol	1958
1.34	Craig Skok	1969
1.46	Scooby Morgan	1995
1.46	Eddie Howell	1966
1.60	Frank Davis	1959
1.60	Frank Stusser	1958
1.70	George Lott	1969
1.86	Al Beccaccio	1963
1.88	Matt Dunbar	1988
1.92	Danny O'Brien	1978

Shutouts

8	Gene Ammann	1970
5	Larry Jones	1975
5	Danny O'Brien	1975
4	Paul Wilson	1993
3	Clyde Keller	1989
3	Ray Revak	1984
3	Pat Osburn	1970

TEAM SEASON BATTING

At Bats

AB	GAMES	YEAR
2872	82	1985
2866	84	1984
2644	81	1981
2601	74	2002
2563	74	1982
2554	72	2000
2540	73	1998
2539	71	1999
2498	75	1994
2464	74	1986

Runs

RUNS	GAMES	YEAR
786	82	1985
752	74	1982
655	74	1982
645	71	1999
644	74	1986
638	74	2002
638	73	1998
638	79	1981
635	67	1997
630	63	1980

Hits

HITS	GAMES	YEAR
947	82	1985
839	74	1982
833	84	1984
831	71	1999
822	74	2002
814	72	2000
807	79	1981
801	74	1986
779	73	1998
744	69	1996

Doubles

2B	GAMES	YEAR
182	72	1990
180	72	2000
179	74	2002
176	71	1999
161	66	2001
161	70	1992
160	73	1998
159	74	1982
154	71	1991
153	75	1994

Triples

3B	GAMES	YEAR
35	68	1994
35	52	1969
34	75	1994
33	74	1982
30	59	1970
29	63	1980
29	52	1966
28	59	1973
27	73	1987
26	3 tied with 26	

Home Runs

HR	GAMES	YEAR
146	82	1985
131	74	1982
114	67	1997
113	79	1981
111	71	1999
99	84	1984



94	73	1987
94	63	1980
89	74	1983
85	73	1998

Runs Batted In

RBI	GAMES	YEAR
698	82	1985
658	74	1982
592	71	1999
588	74	2002
565	74	1986
564	67	1997
561	79	1981
560	73	1998
550	63	1980
525	69	1996

Total Bases

TB	GAMES	YEAR
1580	82	1985
1457	74	1982
1370	71	1999
1326	79	1981
1315	84	1984
1293	74	2002
1280	72	2000
1257	67	1997
1243	74	1986
1232	73	1998

Slugging Percentage

SLUG%	GAMES	YEAR
.568	74	1982
.558	63	1980
.550	82	1985
.540	71	1999
.533	67	1997
.516	61	1979
.504	74	1986
.501	72	2000
.498	79	1981
.497	74	2002
.497	73	1987

Walks

BB	GAMES	YEAR
555	84	1984
524	74	1982
500	82	1985
483	74	1983
458	73	1987
449	74	1986
444	72	1989
426	63	1980
422	72	1988
422	79	1981

Strikeouts

SO	GAMES	YEAR
527	71	1999
520	84	1984
500	73	1998
476	74	2002
467	67	1997
453	70	1992
449	72	2000
449	65	1993
443	71	1991
437	69	1995

Hit By Pitches

HP	GAMES	YEAR
97	66	2001
94	74	2002
86	72	2000
84	73	1998

78	71	1999
74	67	1997
61	71	1991
55	75	1994
53	70	1992
52	69	1996

Sacrifice Flies

SF	GAMES	YEAR
44	84	1984
42	66	2001
41	69	1996
40	74	2002
40	74	1986
38	82	1985
38	79	1981
37	73	1998
37	69	1995
36	72	1990
36	74	1983

Sacrifice Hits

SH	GAMES	YEAR
53	75	1994
41	69	1996
39	73	1987
38	65	1993
37	67	1997
36	73	1998
34	69	1995
33	69	1988
31	74	1986
30	74	1983

Left On Base

LOB	GAMES	YEAR
724	84	1984
627	82	1985
614	71	1999
610	74	2002
604	74	1983
602	72	2000
585	79	1981
577	72	1989
575	73	1998
570	74	1982

Stolen Bases

SB	GAMES	YEAR
232	73	1987
197	69	1988
184	74	1986
165	72	1990
162	69	1995
162	72	1989
160	67	1997
132	75	1994
129	74	1983
124	69	1996

Stolen Bases Attempted

SBA	GAMES	YEAR
303	73	1987
249	74	1986
246	72	1990
242	69	1988
226	72	1989
207	69	1995
202	67	1997
192	75	1994
184	71	1991
182	65	1993

Batting Average

<i>(Min. 50 Games)</i>		
BA	GAMES	YEAR
.337	63	1980

.330	82	1985
.327	71	1999
.327	74	1982
.325	74	1986
.322	69	1996
.319	72	2000
.319	61	1979
.316	74	2002
.312	67	1997

TEAM SEASON PITCHING

Earned Run Average

ERA	GAMES	YEAR
1.49	59	1970
1.98	52	1969
2.07	59	1975
2.27	41	1968
2.48	44	1967
2.72	69	1995
2.76	57	1971
2.89	59	1973
2.90	65	1993
3.02	70	1992

Opponent Batting Average

BA	GAMES	YEAR
.186	59	1970
.198	59	1975
.207	53	1976
.208	57	1971
.214	52	1966
.215	41	1968
.218	59	1973
.219	52	1969
.220	46	1967
.226	69	1995

Saves

SV	GAMES	YEAR
29	72	1990
27	57	1971
22	74	2002
21	68	1972
18	74	1986
17	71	1999
17	71	1991
17	82	1985
17	79	1981
17	59	1973
17	66	2001

Innings Pitched

IP	GAMES	YEAR
738.0	84	1984
711.2	82	1985
665.2	79	1981
660.2	74	2002
659.0	75	1994
648.2	72	2000
647.2	79	1989
647.0	73	1998
639.0	73	1987
637.2	71	1991

Complete Games

CG	GAMES	YEAR
27	52	1969
25	59	1975
24	61	1979
23	63	1979
22	62	1978
22	59	1970
21	74	1986



RECORD Book

19	68	1972
16	75	1994
16	63	1980

Shutouts

SHO	GAMES	YEAR
15	59	1975
15	59	1970
12	72	1989
11	69	1995
11	59	1973
10	82	1985
10	57	1971
9	41	1968

Hits Allowed

HITS	GAMES	YEAR
756	84	1984
716	79	1981
686	74	2002
653	82	1985
650	72	1990
609	67	1997
605	73	1998
602	69	1988
598	66	2001
595	74	1982

Runs Allowed

RUNS	GAMES	YEAR
464	84	1984
407	79	1981
406	82	1985
375	74	1982
351	74	2002
337	73	1998
333	74	1986
333	74	1986
331	67	1997
319	73	1987

Earned Runs Allowed

ER	GAMES	YEAR
367	84	1984
319	79	1981
295	74	1982
294	82	1985
291	74	2002
278	67	1997

275	74	1983
272	73	1998
258	74	1986
242	73	1987
242	62	1978

Home Runs Allowed

HR	GAMES	YEAR
94	63	1980
82	84	1984
78	82	1985
65	74	1983
61	67	1991
60	73	1998
60	74	1986
57	74	1981
55	74	2002
55	79	1982

Walks

BB	GAMES	YEAR
371	82	1985
340	68	1972
330	73	1998
319	74	1982
315	74	1983
310	84	1984
310	79	1981
294	70	1992
287	73	1987
284	69	1996

Strikeouts

SO	GAMES	YEAR
718	74	1986
680	75	1994
662	71	1999
657	72	1989
637	71	1991
631	72	2000
629	70	1992
628	69	1995
620	65	1993
612	73	1987

Pick Offs

PO	GAMES	YEAR
23	63	1974
22	84	1984
21	69	1988


18	63	1980
16	59	1973
15	66	2001
14	73	1987
12	74	2002
12	82	1985
11	79	1981

BATTING CHAMPIONS


YEAR	BATTER	AVG	H	AB
1948	Jack Wilson	.298	20	67
1950	Ron Melton	.361	30	83
1951	Lee Bailey	.352	32	91
1952	Ralph Blinn	.317	20	63
1953	Billy "Cooter" Mills	.319	29	91
1954	Billy "Cooter" Mills	.368	32	87
1955	Jim Seevers	.415	27	65
1956	Dick Howser	.415	27	65
1957	Dick Howser	.364	32	88
1958	Owen McCarron	.365	35	96
1959	Bob Clem	.436	44	101
1960	Bob Clem	.383	36	94
1961	Jack Dull	.370	40	108
1962	Woody Woodward	.365	54	148
1963	Mike Augustine	.399	65	163
1964	Ken Suarez	.404	44	109
1965	Gary Nichols	.333	29	87
1966	Gary Sprague	.369	74	195
1967	Bob Canty	.340	18	53
1968	Mike Easom	.386	56	145
1969	Dick Nichols	.336	45	138
1970	Dick Nichols	.338	80	237
1971	Ron Cash	.352	58	165
1972	Tom Rosa	.338	69	204
1973	Tom Rosa	.317	66	208
1974	Juan Bonilla	.351	82	232
1975	Steve Tebbetts	.374	76	203
1976	Joe Hicks	.391	45	115
1977	Carlos Lezcano	.346	63	182
1978	Blane McDonald	.393	79	201
1979	Craig Patterson	.397	95	239
1980	Mike Fuentes	.408	95	232
1981	Mike Fuentes	.353	106	300
1982	Jeff Ledbetter	.381	119	312
1983	Frank Fazzini	.366	86	235
1984	Paul Sorrento	.349	103	295
1985	Frank Fazzini	.413	137	332
1986	Luis Alicea	.392	112	286
1987	Marc Giordano	.382	47	123
1988	Barry Blackwell	.348	79	227
1989	Bob Reboin	.333	67	190
1990	Rob Bargas	.376	79	210
1991	Eduardo Perez	.370	105	284
1992	Link Jarrett	.325	81	249
1993	Doug Mientkiewicz	.327	67	205
1994	Doug Mientkiewicz	.344	90	262
1995	Doug Mientkiewicz	.371	92	248
1996	J.D. Drew	.386	93	241
1997	J.D. Drew	.455	106	233
1998	Brian Cox	.393	112	285
1999	Marshall McDougall	.419	126	301
2000	John-Ford Griffin	.403	121	300
2001	John-Ford Griffin	.450	113	251
2002	Stephen Drew	.402	82	204

NO HITTERS

- 1958-Frank Slusser vs. Miami (18-0)
- 1967-Wayne Vincent vs. Georgia Southern (7-0)
- 1968-Jeff Hill vs. Springfield (18-0)
- 1968-Gene Ammann and Lin Garrett vs. Wake Forest (3-0)
- 1970-Gene Ammann vs. South Florida (7-0)
- 1977-Mike McLeod vs. Olivet (23-0)
- 1988-Jerry Nielsen vs. Baptist (7-0)
- 1998-Chris Chavez vs. Charleston Southern (13-0)




Wayne Vincent
1966-68



Tim Davis
1991-92



Jeremy Morris
1994-97



Randy Choate
1995-97



Zach Diaz
1996-99



Matt Diaz
1998-99



Blair Varnes
1999-01





RECORDS


YEAR-BY-YEAR

YEAR	COACH	CAPTAINS	W	L	T	RUNS	OPP	BA	OPP
1948	Charlie Armstrong	Ron Nettles	9	8	0	101	121	NA	NA
1949	Charlie Armstrong	Sam Cox	11	8	0	126	103	NA	NA
1950	Charlie Armstrong	Bob Trowbridge	13	7	0	122	104	NA	NA
1951	Charlie Armstrong	Augie Pompelia	13	6	0	161	97	.292	.234
1952	Ralph Matherly	Bob Trowbridge	17	4	0	158	72	.266	.188
1953	Ralph Matherly	Billy "Cooter" Mills	13	10	1	156	254	NA	NA
1954	Ralph Matherly	Bob Hudson	13	8	0	164	102	.269	NA
1955	Danny Litwhiler	Billy Campbell, Bob Hudson	17	6	1	189	98	.321	NA
1956	Danny Litwhiler	Max Long	25	7	0	244	121	.295	NA
1957	Danny Litwhiler	Carlee Hendrix	22	9	0	232	120	.297	NA
1958	Danny Litwhiler	Dick Howser	20	7	0	198	104	.295	.208
1959	Danny Litwhiler	Dale Koch	22	11	0	258	166	.282	.231
1960	Danny Litwhiler	Ray Bazzell	13	9	0	183	136	.313	.254
1961	Danny Litwhiler	Frank Davis, Jack Dull	21	7	0	203	238	.301	.256
1962	Danny Litwhiler	Ray McShane, Bob Madison	23	14	0	254	221	.296	.258
1963	Danny Litwhiler	Al Beccaccio	27	13	0	250	151	.278	.213
1964	Fred Hatfield	Jim Reed	23	13	0	244	171	.273	.247
1965	Fred Hatfield	Gerry Chmielewski	32	11	1	305	179	.281	.253
1966	Fred Hatfield	Dick Fernandez	39	13	0	417	192	.294	.214
1967	Fred Hatfield	Roy Newbourne	30	14	0	214	155	.234	.220
1968	Fred Hatfield	Chuck Cone, Bob Canty	35	6	0	291	120	.284	.215
1969	Jack Stallings	Dick Gold, Mike Easom	39	12	1	303	158	.273	.219
1970	Jack Stallings	Dick Nichols	49	9	1	261	144	.277	.186
1971	Jack Stallings	Harry Saferight, Ron Cash	41	16	0	341	208	.282	.208
1972	Jack Stallings	Ken Doria, Mike Scarce	44	24	0	473	325	.291	.251
1973	Jack Stallings	John Librandi, Denny Williams	38	21	0	331	218	.239	.218
1974	Jack Stallings	Randy Davidson	37	25	0	320	269	.268	.232
1975	Woody Woodward	Randy Davidson	49	10	0	371	162	.300	.198
1976	Woody Woodward	Craig Eaton	40	16	0	467	228	.302	.210
1977	Woody Woodward	Larry Jones	37	13	0	459	375	.271	.231
1978	Woody Woodward	Brooks Carey, Greg Jones	44	18	0	457	303	.309	.269
1979	Dick Howser	Craig Patterson	43	17	1	494	272	.319	.277
1980	Mike Martin	Don DeLoach, Craig Ramsey	51	12	0	630	306	.327	.281
1981	Mike Martin	Mike Fuentes, Rick Hatcher	56	23	0	638	407	.303	.273
1982	Mike Martin	Jeff Ledbetter	56	17	1	752	375	.327	.243
1983	Mike Martin	Mike Yastrzemski, Rick Figueredo	55	18	1	737	574	.302	.243
1984	Mike Martin	Jody Reed, Jeff Gray	55	29	0	644	464	.291	.265
1985	Mike Martin	Frank Fazzini, Jimmy Jones	59	23	0	786	406	.330	.245
1986	Mike Martin	Luis Alicea, Doug Little, Mike Loynd	61	13	0	655	333	.325	.244
1987	Mike Martin	Ed Fulton, Jose Marzan	55	18	0	579	319	.307	.241
1988	Mike Martin	Barry Blackwell, Edwin Alicea	50	18	1	568	309	.302	.257
1989	Mike Martin	Clyde Keller	54	18	0	513	275	.290	.232
1990	Mike Martin	Marc Ronan, Gar Finnvoid	57	15	0	555	290	.306	.263
1991	Mike Martin	Pedro Grifol, Eduardo Perez, Ricky Kimball	57	14	0	543	273	.298	.241
1992	Mike Martin	Chris Roberts, Nandy Serrano, Roger Bailey	49	21	0	472	267	.300	.230
1993	Mike Martin	Ty Mueller, John Wasdin	46	19	0	424	229	.280	.237
1994	Mike Martin	Link Jarrett, Jack Niles	53	22	0	508	271	.296	.233
1995	Mike Martin	Randy Hodges, Mike Martin, Jr. Doug Mientkiewicz	53	16	0	561	249	.293	.226
1996	Mike Martin	Scooby Morgan, Steve Nedeau	52	17	0	596	296	.322	.247
1997	Mike Martin	Jeremy Morris, Scott Zech, Chuck Howell	50	17	0	635	331	.312	.259
1998	Mike Martin	Jeremy Salazar, Brooks Badeaux, Jose Zabala, Brian Cox	53	20	0	638	337	.307	.250
1999	Mike Martin	Chris Chavez, Zach Diaz, Jeremiah Klosterman	57	14	0	645	270	.327	.231
2000	Mike Martin	Mike DiBlasi, John Halliday, Marshall McDougall	53	19	0	573	303	.319	.244
2001	Mike Martin	Karl Jernigan, Brett Groves	47	19	0	500	301	.307	.262
2002	Mike Martin	Ryan Barthelemy, Blair Varnes, Mike Futrell	60	14	0	638	351	.316	.266




STATISTICS

YEAR-BY-YEAR




BATTING

YEAR	G	AB	R	H	RBI	AVG.	2B	3B	HR	TB	SLG	BB	SO	SB	CS	SH	SF	HBP
2002	74	2601	638	822	588	.316	179	20	84	1293	.497	386	476	82	31	26	40	94
2001	66	2287	500	703	443	.307	161	17	67	1099	.481	313	410	101	36	18	42	97
2000	72	2554	573	814	522	.319	180	20	82	1280	.501	362	449	80	28	15	33	86
1999	71	2539	645	831	592	.327	176	15	111	1370	.540	408	527	89	29	12	26	78
1998	73	2540	638	779	560	.307	160	19	85	1232	.485	395	500	94	34	36	37	84
1997	67	2360	635	736	564	.312	145	17	114	1257	.533	403	467	160	42	37	29	74
1996	69	2310	596	744	525	.322	152	22	66	1138	.493	370	436	124	41	41	41	52
1995	69	2344	561	686	506	.293	127	23	69	1066	.455	396	437	162	45	34	37	49
1994	75	2498	508	739	454	.296	153	34	48	1104	.442	347	429	132	60	53	31	55
1993	65	2141	424	599	366	.280	111	13	48	880	.411	361	449	120	62	38	28	40
1992	70	2354	472	706	412	.300	161	17	49	1048	.445	301	453	105	54	35	26	53
1991	71	2462	543	733	468	.298	154	12	76	1139	.463	335	443	116	68	20	25	61
1990	72	2427	555	742	475	.306	182	18	44	1092	.450	407	393	165	81	23	36	39
1989	72	2391	513	693	428	.290	109	10	55	987	.413	444	422	162	64	29	36	37
1988	69	2292	567	690	482	.302	99	19	63	1018	.443	422	415	197	45	33	32	48
1987	73	2419	579	742	495	.307	125	27	94	1203	.493	458	387	232	29	39	31	29
1986	74	2464	655	801	565	.325	150	20	84	1243	.504	449	365	184	65	31	40	23
1985	82	2872	786	947	698	.330	143	26	146	1580	.550	500	415	120	34	20	38	34
1984	84	2866	644	833	561	.291	149	18	99	1315	.459	555	520	116	65	25	44	46
1983	74	2440	593	737	518	.302	139	15	89	1173	.481	483	320	129	45	30	36	42
1982	74	2563	752	839	658	.327	159	33	131	1264	.493	524	305	121	26	13	33	38
1981	79	2664	638	807	561	.303	148	16	113	1326	.498	422	337	94	25	8	38	31
1980	63	2100	630	708	550	.337	124	24	94	1142	.558	426	266	101	24	11	30	27
1979	61	1970	494	629	435	.319	105	18	82	1016	.512	335	266	94	16	11	35	22
1978	62	1989	457	614	367	.309	93	18	49	890	.447	318	282	104	25	24	22	23
1977	50	1696	380	459	326	.271	70	21	61	734	.458	275	282	105	18	16	28	18
1976	53	1708	453	524	378	.307	92	19	64	846	.495	334	263	87	21	15	24	19
1975	59	1999	371	599	321	.300	96	20	48	879	.440	262	246	118	30	21	29	16
1974	63	2032	320	545	279	.268	74	14	27	728	.358	271	238	68	22	10	21	13
1973	59	1975	331	570	273	.289	90	28	22	782	.396	272	259	96	41	21	21	20
1972	68	2305	473	670	403	.291	101	35	46	979	.425	365	334	78				
1971	57	1875	341	528	301	.282	74	26	46	792	.422	251	253	75				
1970	59	1995	361	553	302	.277	65	30	23	747	.374	293	268	90				
1969	52	1769	303	483	257	.273	59	35	31	705	.399	217	336	69				
1968	41	1398	281	397	233	.284	49	26	29	585	.418	216	260	50				
1967	46	1474	214	345	173	.234	50	11	20	477	.324	213	215	57				
1966	52	1808	417	541	354	.294	80	29	52	828	.458	277	226	105				
1965	44	1475	301	414	273	.281	60	24	37	633	.429	188	217	44				
*1963	32	1104	210	314	167	.284	42	12	18	421	.381	115	157	17				
*1962	28	1011	209	307	164	.304	47	15	27	465	.460	143	133	60				
*1961	25	904	195	278	161	.308	28	15	14	378	.418	129	129	44				
*1959	26	904	202	261	165	.289	38	7	13	352	.389	179	144	31				
*1958	24	847	186	251	158	.296	34	18	15	366	.432	87	115	60				



Blair Varnes




Nick Stocks



PITCHING & FIELDING

YEAR	W-L	SV	ERA	CG	SHO	IP	H	R	ER	BB	SO	HB	PO	A	E	FLD%	
2002	60-14	22	3.96	4	4	660.2	686	351	291	181	522	55	1982	799	99	.966	
2001	47-19	17	3.47	3	0	588.1	598	301	227	204	520	66	1765	633	115	.954	
2000	53-19	12	3.23	7	1	648.2	599	303	233	244	631	51	1946	801	119	.958	
1999	57-14	17	3.18	2	2	633.0	542	270	224	268	662	53	1899	748	102	.963	
1998	53-20	14	3.78	7	7	647.0	605	337	272	330	557	53	1941	897	100	.966	
1997	50-17	16	4.13	7	3	606.1	609	331	278	242	580	51	1819	773	108	.960	
1996	52-17	12	3.55	9	3	598.0	549	296	226	284	523	60	1794	770	108	.960	
1995	53-16	9	2.72	12	7	621.1	514	249	188	259	628	48	1864	808	101	.964	
1994	53-22	14	3.09	16	8	659.0	568	271	226	258	680	46	1977	895	81	.973	
1993	46-19	11	2.90	10	8	589.0	509	229	190	254	620	35	1767	769	81	.969	
1992	49-21	15	3.02	14	7	617.2	524	267	207	294	629	32	1853	789	118	.957	
1991	57-14	17	3.37	14	8	637.2	575	273	239	250	637	18	1913	747	89	.968	
1990	57-15	29	3.19	13	5	636.2	650	290	226	215	573	34	1915	864	124	.957	
1989	54-18	15	3.06	10	12	647.2	559	275	220	256	657	27	1942	780	107	.962	
1988	50-18-1	16	3.35	9	3	607.2	602	309	226	256	592	17	1823	698	128	.952	
1987	55-18	15	3.40	15	3	639.0	581	319	242	287	612	16	1917	719	113	.959	
1986	61-13	18	3.64	21	7	637.1	595	333	258	266	718	23	1912	755	115	.958	
1985	59-23	17	3.72	13	10	711.2	653	406	294	371	578	28	2135	894	155	.952	
1984	55-29	16	4.48	13	4	738.0	756	464	367	310	502	22	2212	1126	167	.952	
1983	55-18	13	3.93	11	4	630.0	574	333	275	315	495	20	1890	899	123	.958	
1982	56-17	11	4.18	12	8	634.2	586	375	295	319	492	17	1904	812	123	.957	
1981	56-23	17	4.31	13	3	665.2	716	407	319	310	483	22	—	—	—	.953	
1980	51-12	6	4.07	16	6	521.2	546	306	236	253	317	13	—	—	—	.956	
1979	43-17-1	8	4.27	24	4	501.2	538	272	238	193	314	11	—	—	—	.965	
1978	44-18	7	4.37	22	4	498.1	529	303	242	267	332	23	—	—	—	.951	
1977	37-13	1	3.51	11	4	432.1	375	226	169	241	349	6	1297	445	90	.951	
1976	39-14	6	3.32	15	5	411.2	332	216	159	263	376	21	—	—	—	.949	
1975	49-10	12	2.07	25	15	516.1	366	163	119	241	411	29	1549	598	86	.961	
1974	37-25	10	3.28	23	6	535.1	460	269	195	280	401	18	—	—	—	.954	
1973	38-21	17	2.89	14	11	513.1	413	218	165	272	383	12	—	—	—	.954	
1972	44-24	21	3.52	19	2	594.2	578	325	233	340	382	—	—	—	—	.954	
1971	41-16	27	2.76	9	10	489.2	376	208	150	242	424	—	—	—	—	.954	
1970	49-9-1	—	1.49	22	15	532.1	349	144	88	278	528	—	—	—	—	.954	
1969	39-12-1	—	1.98	27	7	457.2	375	158	101	155	404	—	—	—	—	.954	
1968	35-6	—	2.27	14	9	372.2	296	120	94	149	369	—	—	—	—	.954	
1967	30-14	—	2.48	25	5	245.2	329	155	108	132	330	—	—	—	—	.954	
1966	39-13	—	2.67	—	8	455.2	360	185	135	178	413	—	—	—	—	.954	
1965	32-11-1	—	3.25	—	2	371.1	318	170	134	150	261	—	—	—	—	.954	
1964	—	—	—	—	—	—	—	—	—	—	—	—	—	—	—	—	.954
*1963	22-10	—	2.61	—	4	276.0	204	124	80	155	157	—	—	—	—	—	.954
*1962	17-11	—	4.43	9	0	250.0	269	178	123	152	181	—	—	—	—	—	.954
*1961	20-5	—	3.62	12	2	219.0	231	126	88	89	150	—	—	—	—	—	.954
1960	—	—	—	—	—	—	—	—	—	—	—	—	—	—	—	—	.954
*1959	17-9	—	2.47	11	3	233.1	190	111	64	90	179	—	—	—	—	—	.954
*1958	19-5	—	2.47	13	2	212.0	165	91	58	82	189	—	—	—	—	—	.954

*Regular Season Statistics Only



Link Jarrett



SEMINOLE

AWARD WINNERS



FSU ALL-AMERICANS

(First Team unless otherwise indicated.)

YEAR PLAYER, POS.	TEAMS MADE
1957 Dick Howser, SS	ABCA
1958 Dick Howser, SS	ABCA
1959 Bob Clem, 2B	ABCA (2)
1961 Jack Dull, 2B	ABCA (3)
1962 Buddy Teagle, C	ABCA
1963 Mike Augustine, OF	ABCA
Woody Woodward, SS	ABCA (3)
1964 Ken Suarez, C	ABCA
1966 Jim Lyttle, OF	ABCA, TSN
1967 Gary Sprague, SS	TSN (2)
1968 Tom Cook, C	ABCA (3)
1969 Dick Gold, 2B	ABCA, TSN (HM)
1970 Dick Nichols, 2B	TSN, ABCA (2)
Johnny Grubb, OF	TSN (HM)
Ron Cash, 3B	TSN (HM)
Pat Osburn, P	TSN (HM)
1972 John Librandi, OF	ABCA (3)
1975 Danny O'Brien, P	ABCA (3)
Randy Davidson, OF	ABCA (3)
Steve Tebbetts, OF	TSN (HM)
Jim Busby, OF	TSN (HM)
1976 Terry Kennedy, C	TSN
Guillermo Bonilla, 3B	ABCA
1977 Terry Kennedy, C	TSN
1978 Blane McDonald, C	ABCA (2)
1979 Craig Patterson, 2B	ABCA (2)
1980 Mike Fuentes, OF	ABCA, TSN (2)
Jim Weaver, OF	TSN
1981 Mike Fuentes, OF	ABCA, BA, TSN (2)
Jeff Ledbetter, DH	TSN, BA (2)
1982 Jeff Ledbetter, OF	ABCA, BA, TSN
1983 Frank Fazzini, OF	BA (FR)
Doug Little, P	BA (FR)
1984 Frank Fazzini, OF	BA (3)
Paul Sorrento, OF	BA (FR)
Luis Alicea, 2B	BA (FR)
Ray Revak, P	BA (FR-2)
1985 Frank Fazzini, OF	ABCA, BA, TSN (2)
Doug Little, P	BA (2), ABCA (3)
Luis Alicea, 2B	BA (3)
Richie Lewis, P	BA (FR)
Barry Blackwell, C	BA (FR)
1986 Luis Alicea, 2B	BA, TSN, ABCA (2)
Mike Loynd, P	ABCA, BA
Richie Lewis, P	BA
Bien Figueroa, SS	BA (2)
Paul Sorrento, OF	BA (2)
1987 Richie Lewis, P	BA, TSN, ABCA (2)
Ed Fulton, C	BA (3), ABCA (3)
1988 Ricky Kimball, P	BA (FR)

ACADEMIC ALL-AMERICANS

Selected by the College Sports Information Directors of America.

Greg Gromek, SS	1970-71
Carl Gromek, P	1970
Danny O'Brien, P	1975
Tommy Zoeller, 1B	1985
Gar Finnold, P	1989
Matt Diaz, OF	1999

1989 Allen Bevis, 2B	BA (FR-2)
Pedro Grifol, C	BA (FR-2)
1990 Brad Gregory, P	ABCA (2)
Gar Finnold, P	BA (2)
Marc Ronan, P	BA (2)
Roger Bailey, P	BA (FR-2)
Chris Roberts, OF	BA (FR-2)
1991 Pedro Grifol, C	ABCA, BA
Eduardo Perez, 1B	ABCA (2), BA (3)
Chris Roberts, OF	BA (3)
1992 Chris Roberts, OF	BA, ABCA (2)
Roger Bailey, P	BA (2), ABCA (3)
1993 Link Jarrett, SS	NCBWA (2)
Doug Mienkiewicz, 1B	NCBWA (3), BA (FR-2)
Jonathan Johnson, P	CB (FR), BA (FR), CB (3)
Mickey Lopez, 3B	CB (FR-HM)
1994 Link Jarrett, SS	NCBWA (2)
Jonathan Johnson, P	NCBWA (2), CB (3), BA (3)
Mike Martin, C	NCBWA (2)
Doug Mientkiewicz, 1B	NCBWA (2)
Jeremy Morris, LF	CB (FR-HM)
Paul Wilson, P	BA, NCBWA, CB (2)
1995 Jonathan Johnson, P	BA, CB (2)
David Yocum, OF	BA (2), CB (3)
J.D. Drew, OF	CB (FR), BA (FR)
1996 J.D. Drew, OF	BA, ABCA, CB, NCBWA
Jeremy Morris, OF	BA (2), CB (2), NCBWA (2)
Randy Choate, P	BA (3), CB (3), NCBWA
Scott Zech, 2B	ABCA (3), NCBWA (2)
Steven "Scooby" Morgan, P	NCBWA (3)
1997 J.D. Drew, OF	BA, ABCA, CB, NCBWA, TSN
Jeremy Morris, OF	BA, TSN, CB (2), ABCA (2), NCBWA (2)
Randy Choate, P	BA (2), TSN (2), NCBWA (2), ABCA (2), CB (3)
1998 Brian Cox, OF	ABCA, NCBWA (2)
Jeremy Salazar, C	NCBWA, TSN (2), CB (3)
Matt Diaz, OF	CB (FR), TSN (FR), TSN (3), NCBWA (3)
Wes Crawford, P	TSN (3)
Jon McDonald, P	CB (FR), TSN (FR)
Nick Stocks, P	TSN (FR-2), CB (FR-HM)
Brett Groves, SS	CB (FR-HM)
1999 Chris Chavez, P	NCBWA
Kevin Cash, 3B	NCBWA (3)
Matt Diaz, OF	ABCA, NCBWA, CB (3), BW (2)
Marshall McDougall, 2B	ABCA, NCBWA, CB, BW, BA
Nick Stocks, P	CB, BA (2), ABCA (2)
Blair Varnes, P	CB (FR), BA (FR)
2000 John-Ford Griffin, OF	CB (2), ABCA (2)
Matt Lynch, P	CB (FR), BA (FR-3)
Daniel Hodges, P	CB (FR-HM)
2001 John-Ford Griffin, OF	BW, CB, BA, NCBWA, ABCA
Tony Richie, C	CB (FR)
Trent Peterson, P	CB (FR-HM)
Jeff Probst, IF	CB (FR-HM)
2002 Ryan Barthelemy, 3B	BW, CB, ABCA, NCBWA (2), BA (3)
Stephen Drew, SS	BA (2), BA (FR), CB (FR)
Tony Richie, C	BA (1), CB (3)
Matt Lynch, P	CB (2), BW (2), ABCA (2)

KEY: ABCA-American Baseball Coaches Association, BA-Baseball America, TSN-The Sporting News, FR-Freshman All-America Team, NCBWA-National Collegiate Baseball Writers Association, HM-Honorable Mention, CB-Collegiate Baseball, BW-Baseball Weekly.



ALL-AMERICANS


FIRST TEAM



Dick Howser's number 34 was retired in 1976.



Dick Howser
1957-58



Buddy Teagle
1962



Mike Augustine
1963



Ken Suarez
1964



Jim Lyttle
1966

Dick Howser 1957-58

The first All-American in Florida State history, Dick Howser led FSU into the District III Playoffs each season from 1956-58, and to the District Championship in 1957. This brilliant shortstop was named All-Region in 1957 and '58 and earned All-America recognition from the ABCA both of those years. In 1956, Howser's .422 batting average set a Florida State season mark. He played professional baseball for Kansas City, Cleveland and the New York Yankees

and returned to coach his alma mater to a 43-17-1 record in 1979.

Buddy Teagle 1962

Buddy Teagle, the catcher for the 1962 Seminoles, was honored with ABCA All-America status after a fine offensive and defensive year. He proved to be a threat both at and behind the plate. At the plate, Teagle boasted a .325 batting average. Behind the plate, his rifle arm was a threat to all potential base stealers.

Mike Augustine 1963

Mike Augustine is literally a Seminole success story. In the 1962 season, he never saw regular playing time until tournament time. The next season, the centerfielder broke a school record for most hits in a season with 58. This 5-9, 150-pound All-American led Florida State to the District III title and a trip to the College World Series.

Ken Suarez 1964


For the second time in three seasons, the Seminoles boasted an All-America catcher. In 1962, Buddy Teagle was named All-America and in 1964, Ken Suarez was named to the first team Coaches All-America team. Suarez was the leader of the 1964 Seminoles. He led the team in five offensive departments, including batting average as he hit .404.

Jim Lyttle 1966

In 1966, Jim Lyttle was named a first team All-American by *The Sporting News* and the American Baseball Coaches Association. He was also an



All-District III NCAA selection. That year, Lyttle rewrote Florida State slugging records. His 13 home runs, 51 RBIs and 131 total bases set school records that lasted for years. He was also a fine defensive outfielder with an arm like a rifle. He played professional baseball with the Yankees, White Sox and Expos.



Dick Gold
1969



Dick Nichols
1970




Guillermo (Juan)
Bonilla 1976




Terry Kennedy
1976-77



Jim Weaver
1980



Mike Fuentes
1980-81



Jeff Ledbetter
1981-82

Jeff Ledbetter set NCAA and FSU records in almost every offensive category.

**Dick Gold
1969**

Dick Gold, the team co-captain for the 1969 Seminoles, set many Florida State batting records. His 20 career doubles, 83 career RBIs, 151 career hits and 98 career runs either tied or surpassed the school records of the day. The nine triples he hit in 1969 remains a Florida State mark. Gold was a first team ABCA All-American and a District III team selection.

**Dick Nichols
1970**

Dick Nichols was the leading hitter on the 1970 national runner-up Seminole team that boasted four All-Americans. His batting average of .338 was just above fellow All-American Ron Cash's .335. Nichols, the second baseman for the Tribe, was selected to the All-District III team and earned All-America recognition from *The Sporting News*.

**Guillermo
(Juan) Bonilla
1976**

The third baseman for the 1976 Tribe team that went 40-16 under Head

Coach Woody Woodward, Guillermo (Juan) Bonilla garnered first team All-America honors from the Coaches Association for his offensive and defensive prowess. Bonilla, a native of Rip Piedras, Puerto Rico, hit nearly .350 for the 1976 Seminoles and ranked second only to fellow All-American Terry Kennedy in RBI and runs scored.

**Terry Kennedy
1976-77**

The Sporting News Player of the Year
Swinging his big bat or crouched behind the plate, Terry Kennedy gave Florida State his best. From 1975-77, he drove in 122 runs and clouted 32 homers. His 64 RBIs, 21 home runs and .810 slugging average were school records in 1976. He earned 1976 All-Region and 1977 all-Metro honors. In both 1976 and '77, he was named a first team All-American by *The Sporting News* and added Most Valuable Player recognition from the magazine in 1977.

**Jim Weaver
1980**

Jim Weaver, the Seminole leftfielder in 1980, was second only to fellow outfielder Mike Fuentes in batting. Weaver's

numbers, .372 batting average and 18 home runs, fit perfectly into a powerful hitting team which boasted five players who hit above .350. Weaver also had a team-high 28 stolen bases. He was a member of the All-Metro Conference first team, as well as an All-American by *The Sporting News*.

**Mike Fuentes
1980-81**

Golden Spikes Award
Mike Fuentes went from being cut from the Seminole team to winning the Golden Spikes Award in 1981, symbolizing college baseball's best player. He was FSU's third two-time All-American (ABCA) and also earned first-team recognition from *Baseball America*. He became the first Seminole to hit .400 in a season when he batted .408 as a junior while leading Florida State into the 1980 College World Series. Fuentes capped a brilliant career with a senior season that included 27 home runs, 81 RBIs and a .360 average. During that year, he broke the NCAA career home run mark, finishing his career with 64.

**Jeff Ledbetter
1981-82**

The Sporting News Player of the Year
Baseball America Player/Pitcher of the Year
Jeff Ledbetter was nicknamed "Tree tops" for his monumental blasts into the pine trees behind the right-field wall at Seminole Field. Ledbetter set NCAA and FSU records in almost every offensive category, including home runs in a season (42), career home runs (97), home runs in a game (4), career RBIs (346), total bases in a season (273) and career total bases (346). Ledbetter ended an outstanding 1982 season by being

named All-Metro, All-Metro Tournament, Metro Player of the Year, consensus All-American and *The Sporting News* and *Baseball America* Player of the Year.

Frank Fazzini

1985

A powerful slugger, Frank Fazzini posted outstanding numbers during the 1985 season. His remarkable batting average of .413 was padded with other great statistics including 33 home runs and 118 RBIs. Fazzini's offensive skills made him a first team All-America choice by the Coaches Association and *Baseball America*, as well as a member of the All-Metro Conference and All-Metro Tournament teams.

Luis Alicea

1986

Florida State's second baseman in 1986, Luis Alicea literally raked in the awards. He was named to All-America teams by *The Sporting News* and *Baseball America*, was the MVP of the NCAA South II Regional Tournament and earned recognition on the College World Series All-Tournament team. With a batting average of .392 and a fielding percentage of .945, Alicea was dangerous both offensively and defensively. These skills made him an integral member of the Seminoles' College World Series runner-up team.

Mike Loynd

1986

Golden Spikes Award
Baseball America Player/Pitcher of the Year

Pitcher Mike Loynd, who led the Seminoles to a 61-13 record and a second-place finish in the College World Se-

ries, was named the 10th recipient of the Golden Spikes Award in 1986. Loynd won the award after compiling a 20-3 record in a stellar senior season. Loynd was a master at fooling opposing batters, striking out 223 of them. Because of his tremendous numbers, Loynd was a first team ABCA and *Baseball America* All-American, as well as the Metro Tournament MVP.

Richie Lewis

1986-1987

Richie Lewis, a pitcher from Muncie, Ind. was a fiery strikeout artist who mystified opposing batters. From 1985-87, Lewis struck out 520 batters in 392.2 innings of play. This not only remains a Seminole all-time record, but ranks second in the NCAA record book. In 1987, he was chosen to the ABCA, *The Sporting News* and *Baseball America* All-American teams.

Pedro Grifol

1991

Pedro Grifol, an All-America catcher, epitomized the spirit of the 1991 College World Series squad. Always competitive, Grifol posted a .344 batting average and a near-perfect .998 fielding average. He led the squad in RBIs with 80 and in home runs with 16. Grifol, a three-year starter at catcher, proved a great target for Seminole pitchers. His ability to frame a pitch and provide leadership behind the plate gave his Florida State teammates a player they could look up to.

Chris Roberts


1992

Chris Roberts, one of the high-est draft picks to ever attend Florida State, was a three-year starter in the outfield and on the mound for the Seminoles from 1990-92. Roberts was a 1992 Collegiate Baseball All-American, as well as an All-ACC selection. The Middleburg, Fla. product racked up numerous awards at Florida State, including the 1991 Metro Conference Player-of-the-Year. Roberts hit .301, smashing 32 homeruns and driving in 175 runs. As a pitcher, Roberts posted a 23-8 record with 202 strikeouts. While at Florida State, Roberts started in leftfield for the USA National Team in the summer of 1991 and again at the 1992 Olympic Games in Barcelona. Roberts was selected in the first round of the 1992 June draft, and later signed with the New York Mets.


Paul Wilson

1994


All-American Paul Wilson made Florida State history by becoming the highest Seminole ever chosen in any professional sport draft, when the right-handed pitcher was named the first overall pick in the 1994 Major League Baseball Amateur Draft. Wilson was selected to the *Baseball America* and National Collegiate Baseball Writers Association All-American teams, in addition to being tagged All-Atlantic Coast Conference. The Orlando native capped his FSU career by being named one of nine finalists for the Golden Spikes award, presented annually




Frank Fazzini
1985



Luis Alicea
1986



Mike Loynd
1986




Richie Lewis
1986-87




Pedro Grifol
1991



Chris Roberts
1992



Paul Wilson
1994




Coach Martin and former Seminole All-American Mike Loynd.

to the top amateur baseball player in the country. Wilson compiled a 27-11 record at FSU with a 2.77 ERA. Along the way he struck out 299 in 304.2 innings of work. Wilson established himself as the ace of the 1993 Team USA pitching staff, starting in nine games.




Jonathan Johnson 1995


Jonathan Johnson led Florida State to its first ever Atlantic Coast Conference championship, as he was named Most Valuable Player of the 1995 tournament



Jonathan Johnson
1995




J.D. Drew
1997



Jeremy Morris
1997

for his outstanding performance. Johnson, a 1995 *Baseball America* All-American, also garnered All-ACC honors. He struck out 391 batters in his career, which ranks fourth on the all-time ACC career list. Johnson compiled a 34-5 record and 2.62 ERA in three years as a starter for the Seminoles. The native of Ocala, Fla., was also chosen as a finalist for the Golden Spikes Award, presented each year to the nation's top amateur baseball player. Johnson was the seventh pick of the 1995 June draft by the Texas Rangers.



Matt Diaz
1998-99



Brian Cox
1998

J.D. Drew 1997

Golden Spikes Award

The Sporting News Player of the Year
Baseball America Player of the Year

J.D. Drew rewrote history as he established himself as one of the best hitters in college baseball. Drew was a consensus 1st Team All-American after becoming the only player in Division I baseball history to hit 30 home runs and steal 30 bases. He was named Player of the Year by *Baseball America*, *Collegiate Baseball*, *The Sporting News*, and the Atlantic Coast Conference and received the Dick Howser Award given by the American Baseball Coaches Association. Drew was also crowned the Golden Spikes Award winner, given by USA Baseball to the best amateur baseball player. He batted a FSU record .455 in 1997, while becoming one of just three players in Division I college baseball history to record a triple-triple — 100 hits, 100 runs, 100 RBI. Drew broke a total of 17 Florida State and ACC records including FSU season batting average, FSU & ACC career slugging percentage and ACC season and career home runs. Drew highlighted his junior campaign with an FSU record 34-game hitting streak during which

he batted .524 with 20 home runs and 62 RBI. Drew was the second pick of the 1997 draft by the Philadelphia Phillies.

Jeremy Morris 1997

Jeremy Morris turned in a record-breaking year after returning for his senior season despite being drafted in the ninth round after his junior year. Morris became the Atlantic Coast Conference all-time RBI leader as he finished his senior campaign with 273 in his career. He also set a new Florida State career doubles record with 78. Morris was selected a 1st Team All-American by *Baseball America* and *The Sporting News* and earned 2nd Team honors from *Collegiate Baseball*, the ABCA and the NCBWA. He also earned All-ACC for the second consecutive season and was named the ACC Tournament Most Valuable Player for his performance in the Seminoles' 1997 conference championship. Morris led the Florida State and ACC in RBIs with 116. He batted .356 with 25 home runs, 22 doubles and 25 stolen bases. Morris was named to both the ACC and NCAA East Regional All-Tournament Teams and was selected ACC Player of the Week three times in 1997.

Brian Cox 1998


Brian Cox will be remembered as one of the most consistent hitters in Florida State history after ending his senior season on a

25-game hitting streak. The senior centerfielder earned 1st Team All-America distinction from the American Baseball Coaches Association and 1st Team All-ACC honors after leading the Seminoles with a .393 batting average, which ranks fourth on the FSU single-season charts, 18 home runs and 87 RBI. Cox batted .682 with four home runs and 15 RBI in the NCAA Atlantic II Regional and garnered NCAA Regional All-Tournament Team honors as he led the Seminoles back to the College World Series. He also set a new Florida State record with 10 consecutive hits in the Liberty, Delaware, and Oklahoma games in regional play. Cox finished the year with 27 doubles for third place on the FSU single-season chart. He was also named to the 2nd Team NCBWA Super Team, ACC All-Tournament Team and 1st Team ABCA All-Atlantic Region Team. Cox earned Atlantic Coast Conference Player of the Week honors three times during the season.

Matt Diaz 1998, 1999

The Sporting News Freshman of the Year


Matt Diaz followed up one of the most impressive freshman seasons in FSU history with another outstanding campaign as a sophomore in 1999. Diaz was named *The Sporting News Freshman* of the year after hitting .390 with 22 home runs and 84 RBI. The Freshman All-American was named the 1998 NCAA Atlantic II Regional MVP and hit four home runs in one of those games against Oklahoma. As a sophomore in 1998,




J.D. Drew was consensus 1st Team All-American after becoming the only player in Division I baseball history to hit 30 home runs and steal 30 bases.




Ryan Barthelemy and the 2002 team compiled a 60-14 record and put together a school record 25-game winning streak.




Chris Chavez
1999



Marshall McDougall
1999




Nick Stocks
1999



John-Ford Griffin
2001



Ryan Barthelemy
2002



Tony Richie
2002

Diaz earned first team All-America recognition from the ABCA and NCBWA after hitting .379 with 21 home runs and 94 RBI. With a career batting average of .384, Diaz is second only to J.D. Drew on the FSU all-time charts. His career slugging percentage of .700 is fourth in school history and his 43 career home runs are eighth.

Chris Chavez 1999

In four seasons as a Seminole, Chris Chavez will be remembered for his ability to step on the mound in any situation and come through with a win. His performance as both a starter and a reliever at the 1999 College World Series will go down as one of the best efforts in FSU history. Chavez, named to the CWS All-Tournament team, got two of the Seminoles' four wins in Omaha and also recorded a save. He was a first team All-ACC selection and was named a NCBWA first team All-American following a senior year in which he went 8-5

with a 2.17 ERA and totaled five saves. Chavez was also named to the NCAA Tallahassee All-Tournament team. He left FSU third all-time in appearances (109), third in relief appearances (85), sixth in strikeouts (312) and sixth in saves (13).

Marshall McDougall 1999

In his first year as a Seminole, Marshall McDougall became a household name in the baseball circles around the country. McDougall's six home run, 16 RBI, 25 total base performance at Maryland on May 9, 1999 shattered NCAA single game records in all three categories. It wasn't just a one game season for McDougall as he went on

to win the ACC triple crown and ACC Player of the Year honors with a .419 batting average, 106 RBI and 28 home runs. He started all 71 games and led the nation in RBI and hits (126). The Most Outstanding Player at the College World Series, McDougall was a consensus first team All-American and a Golden Spikes and NCBWA/Dick Howser Player of the Year finalist. In the FSU all-time record book, McDougall's 1999 season ranked among the top five in eight individual categories — hits, runs, runs batted in, home runs, doubles, total bases, batting average and slugging percentage.

Nick Stocks 1999

The ace of Florida State's national championship runner-up team as a sophomore in 1999, Nick Stocks went 13-2 with a 3.25 ERA and 139 strikeouts. Stocks was recognized as a first team All-American by *Collegiate Baseball* and the NCBWA. He was a member of one of the top Seminole pitching staffs in school history that ended the year third in the country with a team ERA of 3.18. His single season total of 139 strikeouts is eighth all-time at FSU while his 20 starts rank sixth. Stocks played on Team USA following a freshman year in which he led the ACC with a 2.35 ERA. A two-time

All-ACC first team selection, Stocks was a supplemental first round draft pick of the St. Louis Cardinals in 1999.

John-Ford Griffin 2001

One of the top hitters in school history, John-Ford Griffin was named a consensus All-American outfielder as a junior. Griffin led the 2001 Seminoles with a .450 batting average, 19 home runs, 30 doubles and 75 RBI. He was named the ACC Player of the Year and was one of five finalist for the Golden Spikes Award. Griffin's .427 career batting average not only broke J.D. Drew's former school mark of .391, but was also the best in ACC history and the 16th-best in NCAA history. He was named to the ACC All-Tournament team and was voted the most outstanding player at the NCAA Regional in Tallahassee. Griffin signed with the New York Yankees after being drafted with the 23rd pick in the first round of the 2001 MLB Draft.

Ryan Barthelemy 2002

The leader of Florida State's 2002 squad, third baseman Ryan Barthelemy put together an outstanding senior season and was named a first team All-American by *Collegiate Baseball* and the ABCA. He was a first team All-ACC selection and was named to the ACC All-Tournament team as FSU won both the ACC regular season and tournament titles. The Miami native batted .357 and led the team with 17 home runs and 94 RBI. Barthelemy and the 2002 team compiled a 60-14 record and put together a school record 25-game winning streak. The Seminoles also swept Miami and Clemson on the road for the first time in the history of the program. His 33-game hitting streak came up one short of J.D. Drew's record. Barthelemy ended his Florida State career among the schools all-time top five in home runs and RBI. He was selected in the 10th round of the 2002 MLB Draft by the Philadelphia Phillies.


Tony Richie 2002

Catcher Tony Richie was named a first team All-American by *Baseball America* in 2002. A freshman All-American in 2001, Richie followed up with a great sophomore season as he hit .353 with 13 home runs and 75 RBI. He earned Louisville Slugger National Player of the Week honors after going 9-for-14 with four homers and eight RBI in FSU's first-ever sweep at Clemson. He was named the MVP of the NCAA Regional in Tallahassee after hitting .667 (8-for-12) with a .917 slugging percentage. Richie was a first team All-ACC selection and was voted to the ACC All-Tournament team as he helped the Seminoles take home the 2002 ACC championship with a 5-0 record. The Jacksonville native led the team with 27 multi-RBI games on the season.




GOLDEN SPIKES AWARD


PRESENTED ANNUALLY TO THE TOP AMATEUR BASEBALL PLAYER IN THE COUNTRY AS SELECTED BY A SPECIAL COMMITTEE FOR THE UNITED STATES BASEBALL FEDERATION.




MIKE FUENTES
Outfielder, 1981



MIKE LOYND
Pitcher, 1986



J.D. DREW
Center Fielder, 1997



J.D. Drew

Golden Spikes Award Winners

2002	Khalil Greene, Clemson
2001	*Mark Prior, Southern Cal
2000	Kip Bouknight, South Carolina
1999	Jason Jennings, Baylor
1998	*Pat Burrell, Miami
1997	*J.D. DREW, FLORIDA STATE
1996	Travis Lee, San Diego State
1995	*Mark Kotsay, Cal State Fullerton
1994	Jason Varitek, Georgia Tech
1993	Darren Dreifort, Wichita State
1992	*Phil Nevin, Cal State Fullerton
1991	Mike Kelly, Arizona State
1990	Alex Fernandez, Miami-Dade South
1989	*Ben McDonald, Louisiana State
1988	*Robin Ventura, Oklahoma State
1987	*Jim Abbott, Michigan
1986	MIKE LOYND, FLORIDA STATE
1985	*Will Clark, Mississippi State
1984	Oddibe McDowell, Arizona State
1983	Dave Magadan, Alabama
1982	Augie Schmidt, New Orleans
1981	MIKE FUENTES, FLORIDA STATE
1980	*Terry Francona, Arizona
1979	Tim Wallace, Cal State Fullerton
1978	*Bob Horner, Arizona State

**Players Named to 25th Anniversary Golden Spikes Award Team*

For the past 24 years, USA Baseball has honored the top amateur baseball player in the country with the Golden Spikes Award. (See winners box above.) The award is presented each year to the player who exhibits exceptional athletic ability and exemplary sportsmanship. Past winners of this prestigious award include current Major League Baseball stars Robin Ventura, Jason Varitek, Mark Kotsay and Phil Nevin, as well as 2001 winner Mark Prior of the Chicago Cubs.

In addition, USA Baseball recently announced their 25th Anniversary Golden Spikes Award Team — Pitchers: Jim Abbott, Ben McDonald, Mark Prior; Infielders: Pat Burrell, Will Clark, Bob Horner, Phil Nevin, Robin Ventura; and Outfielders: J.D. Drew, Terry Francona, Mark Kotsay.


The Golden Spikes Award is spon-

sored by the Major League Baseball Players Association (MLBPA), underscoring the commitment of Major League Baseball players to the grassroots development of baseball programs, particularly for youth, around the world. The MLBPA supports USA Baseball's ongoing efforts to provide instruction for youth baseball players, coaches, and volunteers, and to prepare amateur athletes for professional competition. USA Baseball is the National Governing Body of amateur baseball in the United States and a member of the United States Olympic Committee. The organization selects and trains the USA Baseball Olympic Team, the USA Baseball National Team, the USA Baseball Junior National team (18-under), and the USA Baseball Youth National Team (16-under) which participate in various international competitions each year.



LETTERMEN


ALL-TIME



-A-

Luis Alicea
1984-86

- Joe Adams 1975
- Josh Adeeb 1995
- Bobby Alexander 1982
- Terry Alexander 1976
- Edwin Alicea 1987-88
- Luis Alicea 1984-86
- Roy Alvarez 1980
- Gene Ammann 1968-70
- Bob Armstrong 1992
- Johnny Ash 1954-56
- Bill Ashford 1982-83
- Gary Ashley 1953-56
- Al Ashmont 1985
- Jim Atwood 1953-56
- Mike Augustine 1961-63
- Tony Avitable 1953-56
- Don Axon 1959



-B-

Roger Bailey
1990-92

- Brooks Badeaux 1995-98
- Lee Bailey 1951
- Roger Bailey 1990-92
- Pichi Balet 2000
- Jeff Bangston 1972-73
- Rob Bargas 1989-90
- Mark Barineau 1981-83
- Ryan Barthelemy 1999-02
- Ron Bartlett 1976-79
- Joe Baxter 1968-69
- Clay Baynham 1976
- Harold Bazzell 1953
- Ray Bazzell 1957-60
- Mason Bean 1972-73
- Bill Bearse 1965
- Al Beccaccio 1960-62
- David Bedingfield 1977
- Mike Bell 1994-95
- Bob Benda 1976-77
- John Bentley 1997-98, 00-01
- Michele Bertoldi 1991
- Allen Bevis 1989-92
- Chip Bifano 1976-77
- Ham Bisbee 1955
- Barry Blackwell 1985-88
- Garrett Blanton 1989-91
- Tony Biasucci 1983
- Ralph Blinn 1952-53
- Jon Bolin 1990-91

- Rich Bombard 1979
- Phil Bondack 1962-63
- Bob Bondi 1954-57
- Jimmy Bonenberger 1997
- Juan Bonilla 1974-77
- Rafael Bournigal 1987
- LaDon Boyd 1967
- Scott Boyd 2000-01
- Mike Brady 1987-90
- Mike Bretz 1976-79
- John Bristol 1955-57
- Chris Brock 1989-92
- Kevin Brooks 1977-78
- Marty Brooks 1965-67
- Terry Brooks 1969
- Billy Brown 1996
- Craig Brown 1969-70
- Dave Brown 1974
- Forrest Brown 1953-54
- Jerrold Brown 2002
- Pete Brown 1985
- Randy Brown 1964-66
- Terry Browning 1968-69
- Tommy Bryant 1983
- Terrell Buckley 1990
- Jeff Burger 1969
- Joe Burns 1969
- Jim Busby 1974-75
- Thad Busby 1995
- Dave Buss 1959-60
- Steve Butler 1994-95
- Mike Buttery 1994
- Rod Byerly 1987-88
- Lee Byers 1961-64
- Clint Byrd 1998



-C-

Kevin Cash
1997-99

- Nick Carfaro 1966
- Vince Calandra 1984-85
- Billy Campbell 1952-55
- Ed Camposano 1968
- Bob Canty 1966-68
- Bill Cappleman 1967
- Brooks Carey 1975-78
- Bob Carroll 1972-73
- Doug Casey 1978-79
- Buddy Cash 1950
- Kevin Cash 1997-99
- Ron Cash 1970-71
- Sid Cash 1990-91
- Chris Cawthon 1981-82
- Dave Chappel 1974
- Chris Chavez 1996-99
- Aaron Cheesman 2002
- Gerald Chmielewski 1963-65
- Randy Choate 1995-97
- Greg Clayborne 1986-88

- Bob Clem 1958-59
- Matt Clements 1988-89
- Al Cleveland 1969-70
- Larry Cocks 1969-70
- Hal Cohen 1982
- Chester Cole 1965-67
- Chris Cole 2001
- James Colzie 1994
- Rick Colzie 1973-74
- Chuck Cone 1966-68
- Skip Cone 1971-72
- David Cook 1966-68
- John Cook 1992
- Dave Cooper 1976-77
- Mike Copps 1957-60
- Lee Corso 1954-57
- Jerry Couch 1958-59
- Mark Coulter 1976-77
- Brian Cox 1997-98
- Bob Craft 1966-68
- Keith Craig 1980-81
- Wes Crawford 1988
- Ken Creely 1964-65
- Buddy Cribb 1988-90
- Charlie Cruz 1992-95
- John Cuesta 1953
- Mike Cullin 1980-81
- Greg Culpepper 1979
- Ben Curry 1975-78



-D-

Matt Diaz
1998-99

- Dave Dahlen 1963-64
- Bill Daniel 1974-75
- Jim Daniel 1960-61
- Phil Dannunzio 1989
- Daniel Davidson 2002
- Randy Davidson 1974-75
- Brett Davis 1988
- Frank Davis 1960-61
- Josh Davis 1996
- Mike Davis 1996
- Tim Davis 1991-92
- Tom Davis 1962-64
- Eric Deddens 1983-84
- Don DeLoach 1978-81
- Greg Dennis 1983
- Jim DeVane 1955
- Matt Diaz 1998-99
- Zach Diaz 1996-99
- Michael DiBlasi 1997-00
- Paul Dirks 1962-64
- Paul DiToma 1965
- Kevin Dodge 1981-82
- Jerry Donnaway 1957-58
- Ken Doria 1971-72
- Danny Dowell 1981-83
- Steve Downey 1974



RECORD Book

Jay Drevis	1984
J.D. Drew	1995-97
Stephen Drew	2002
John Drews	1974
Chip Drobine	1986
Dean Duchak	1965-67
Jack Dull	1960-61
Marc Dunbar	1990-91
Matt Dunbar	1987-90
Chris Dunn	1986



-F-G-

Bien Figueroa
1985-86

Mike Eason	1966-68
Craig Eaton	1975-76
Frank Echols	1962-63
Scott Edwards	1989
Jon Egertson	1987
Rudy Eigl	1955-58
Mike Eiskey	1973-74
Gary Elliott	1961-63
Jack Emerick	1979-80
Mike English	1967-69
Roy Eppley	1985
Donny Erickson	1987-88
Terry Farmer	1973-74
Adam Faurot	1995-96
Frank Fazzini	1983-85
Ed Feely	1961
Kenny Felder	1990-92
John Ferguson	1968-70
George Fergusson	1961-62
Dave Fernald	1971-73
Dick Fernandez	1964-66
Joe Fernandez	1953
Robert Ferrar	1962-63
Carl Ferraro	1981
Mike Fields	1978-79
Rick Figueredo	1980-83
Bien Figueroa	1985-86
Gar Finnvoid	1989-90
Ken Fischer	1979-82
Robin Flake	1970-72
Victor Floyd	1987
Ray Fox	1975-78
Jim Foxwell	1972-75
Pedro Fraga	1968
Ed Frank	1972
Ron Fraser	1954-57
Clem Freeman	1981
Mike Freeman	1986
Doug French	1961-62
Mike Fuentes	1978-81
Bill Fuller	1970-72
Ed Fulton	1985-87
Mike Futrell	1999-02




-G-

Pedro Grifol
1989-91

John Gagnon	1979-80
Randy Galley	1972-73
Tom Garcia	1955
Linwood Garrett	1967-68
Dave Garrison	1984
Steve Gelmine	1982-85

Alan Gentry	1983-84
Wayne Giardino	1964-65
Marc Giordano	1987-88
Mark Gilbert	1975, 77-78
Brian Gilliland	1989-90
Chris Ginn	1998-01
Jack Givens	1976-77
Mike Givens	1974
Steve Givens	1982-83
Dick Gold	1967-69
Jeff Gray	1981-84
Harry Green	1966-68
Lane Green	1966-68
Brad Gregory	1989-90
Danny Griffin	1982-83
John-Ford Griffin	1999-01
Joe Griffin	1975-77
Pedro Grifol	1989-91
Reggie Griggs	1997
Dave Grimes	1970-71
Carl Gromek	1968-70
Greg Gromek	1968-71
Brett Groves	1998-01
Johnny Grubb	1970
Randy Guemple	1972-73
Jim Gurzynski	1968-69




-H-

Chuck Howell
1994-97

Dan Haddock	1979
John Halliday	1999-00
Bill Hammond	1964-66
Art Haney	1963
Dave Hanselman	1984
Don Harbaugh	1969-71
Jeff Hardy	1976-77
Todd Harrell	1993-94
Bryan Harris	1991-93
Dee Harris	1976
Ed Harris	1967-68
Dean Harrison	1988-90
Chris Hart	1999-02
Rick Hatcher	1979-81
Tim Hatcher	1980
Chuck Hawkins	1965-66
Mark Haynes	1952-54
John Hearn	1966-68
Phil Hearn	1966
Eric Heath	1998
Ken Heath	1984
George Hehemann	1953-56
Jim Helm	1966-68
Terry Henderson	1997-98
Carlee Hendrix	1954-57
Clint Hendry	1993
Tom Henson	1969-71
Joel Hicks	1976-77
Chris Hitt	1995
Ron Herring	1973-74
Wm. Higginbothom	1953-54
Windle Higginbothom	1974-75
Jeff Hill	1967-69
Lance Hitchcock	1966-68
Daniel Hodges	2000-02
Randy Hodges	1992-95
Jeff Hogan	1967-69
Jerry Hohne	1959
Rick Holloway	1978-79
Maury Hopkins	1964-66
Bill Horne	1973-74
Bill Howell	1961
Chuck Howell	1994-97

Ed Howell	1964-66
Martin Howell	1962-63
Dick Howser	1955-58
Ed Howser	1980-81
Jason Hubbard	1998
Bob Hudson	1954-55
Scott Hudson	1997-99
Bruce Huff	1976-79
Gary Huff	1971-73
Ken Huff	1978-81
J.C. Huguet	1999
Philip Hunt	1955
George Hutchinson	1961
Rich Hutchinson	1965



-I-J-

Jonathan Johnson
1993-95

Vince Insogna	1984
John Jane	1961
Ken Jarabek	1978
Lincoln Jarrett	1962-63
Link Jarrett	1991-94
Karl Jernigan	1998-01
Barry Johnson	1988-89
Jay Johnson	1962-64
Jay Johnson	1979
Jonathan Johnson	1993-95
Larry Johnson	1962-64
Gordon Johnston	1961
Greg Jones	1976-78
Jimmy Jones	1982-85
Larry Jones	1974-77
Bob Jordan	1966
Bob Jordan	1974
Grady Jordan	1992-93




-K-

Terry Kennedy
1975-77

Randy Kaiser	1974
Danny Kanell	1993
Doug Kasimer	1969-71
Jim Kaufman	1954-55
Jay Keeler	1980-82
Clyde Keller	1988-89
Mike Kelley	1974-75
Bob Kellogg	1974-75
David Kelly	1998
Terry Kennedy	1975-77
Fred Kenney	1957-58
Keith Kidd	1985-86
Ricky Kimball	1988-91
John Keith	1969-71
Ron Kims	1953
John King	1959
Jeremiah Klosterman	1996-99
Dale Koch	1958-59
John Kolb	1981
Curt Kole	1975
Dru Kosco	1984-85
Steve Kovensky	1986-87
Brian Kraft	2000
Charlie Krausche	1961
Robert Kull	1963-65






-L-

Mickey Lopez
1993-95

Mark Lacy	1981-82
Marc LaMacchia	2001-02
Ernie Langford	1957-60
Rick Langford	1973
Bill Langston	1967
Gary Lawrence	1965-66
Mike Leber	1971-72
David Ledbetter	1982
Jeff A. Ledbetter	1982-84
Jeff S. Ledbetter	1979-82
Larry Lee	1973
Mike Lee	1986
Greg Lewis	1982
Jimmy Lewis	1991
Richie Lewis	1985-87
Ronald Lewis	1987-88
Loren Levy	1982-84
Carlos Lezcano	1974-77
John LiBrandi	1972-73
Joe Licata	1981
Tony Liebsack	1991-92
Doug Little	1983-86
Woody Litwhiler	1962-64
LaWhit Lizzmore	1991-92
Ed Lockhart	1950-53
Brad Long	1977-78
Charlie Long	1961
Max Long	1953-56
Mickey Lopez	1993-95
Justin Lord	2001
George Lott	1968-69
Mike Loynd	1983-86
Jose Lugo	1974
Kevin Lynch	2002
Matt Lynch	2000-02
Jim Lyttle	1966-67
Keith Lyttle	1989

Clyde McBride	1963
Monty McBride	1964-65
Blair McCaleb	2000-02
Owen McCarron	1958
Justin McClain	2000
Chad McClellan	1986
Shawn McCorkel	1997-98
Gene McCormick	1957-60
Kevin McCray	1992-93
Jim McCune	1964-65
Blane McDonald	1978-79
Jon McDonald	1998-00
Marshall McDougall	1999-00
Rick McGlone	1974-77
Joe McKinney	1965-66
John McKnight	1977
Mike McLeod	1975-77
Dale McMahan	1966
John McNeese	1991
Tony McQuade	2001-02
Charles McQuaig	1993-94
Barry McQueen	1971
Ray McShane	1960-62
Wayne Mears	1975
Bob Merry	1953
Ron Mewbourne	1965-67
Doug Mientkiewicz	1993-95
Jim Miller	1976-77
Justin Miller	2002
Tim Miller	1994
Billy "Cooter" Mills	1951-54
Don Milner	1978-79
Bart Mitchell	1982-84
Dave Moates	1969
Dave Mobley	1976-79
Orson Mobley	1982
Dave Morano	1978
Jack Morgan	1953
Steve "Scooby" Morgan	1993-96
Todd Morgan	1982-84
Al Moreya	1983
Jeremy Morris	1994-97
Rick Moss	1970-71
Mitch Moyer	1975
Ty Mueller	1989, 91-93
Don Murray	1963-65


Danny Owen 1975-76



-P-

Eduardo Perez
1989-91

Joe Pacetti	1985
Gary Painter	1989-90
Bert Palmer	1953
Keith Parenteau	1980
Brad Parker	1988-90
Derek Parker	1979
Craig Patterson	1978-79
Brent Pearson	2001
Ray Pearson	1953
Ed Peres	1972-73
Eduardo Perez	1989-91
Trent Peterson	2001-02
Jerry Philip	1957-58
Tim Phillips	1980-82
Chris Pinder	1984
Charlie Pinkermann	1956-59
Keith Pitchford	1962-63
Bruce Pollack	1967
Chris Pollack	1986-87
Ed Porcelli	1986-87
Tim Porter	1969-70
Cory Posey	2000
Lynn Powell	1963
Dave Price	1970-72
Dave Price	1972-73
Brad Prior	1976
Jeff Probst	2001-02
Scott Proctor	1996-98



-M-

Doug Mientkiewicz
1975-77


Bob Madison	1960-61
Rick Madison	1961
Marty Maier	1973-74
Eric Mangham	1984-86
Harold Mangin	1961-62
Tom Manley	1989
Ed Mann	1953
David Marano	1978
T.R. Marcinczyk	1993
Mike Martin	1965-66
Mike Martin, Jr.	1993-95
Neil Martin	1965-66
Lionel Martinez	1980-81
Steve Marks	1964-66
Jose Marzan	1984-87
John Mason	1967
Steve Mastin	1968
Jim Mathers	1966
Lonnie Mathis	1969
Floyd Matthews	1969
Bob Mayer	1974-76
Henry Mayfield	1996-98
Jim McArdle	1976-77



-N-O-

John Nedeau
1994-96

John Nedeau	1990-93
Steve Nedeau	1994-96
Tim Nedin	1989
Oscar Negron	1975
Stephen Neill	1996
Carl Nelson	1957-60
Harvey Nemeroff	1974-75
Roger Nettles	1967
Jason Newlin	2002
John Nicholas	1975-76
Dave Nichols	1971-72
Dick Nichols	1968-70
Joe Nichols	1976-79
Gary Nichols	1963-65
Jerry Nielsen	1987-88
Jack Niles	1993-94
Randy Niles	1995-97
Klyne Nowlin	1951-53
Danny O'Brien	1973-75
Phil Olson	1993-95
Steve Oppenheim	1972
Pat Osburn	1970
George Otero	1998



-R-

Nick Rogers
2001-02

Craig Ramsey	1976-79
Cliff Ranew	1964-65
Rocky Rau	1989-90
Robby Read	2000-02
Derek Reams	1993
Bob Reboin	1989
Jim Reed	1964-65
Jody Reed	1983-84
Ray Revak	1984-85
Dave Rhino	1982
Marty Rice	1971-74
Tony Richie	2001-02
Kevin Richmond	2002
Mike Riebling	1967-69
Justin Rigney	1992
Kevin Rigsby	1978
Rim Riley	1978-79
Dan Roatche	1969-72
Chris Roberts	1990-92
Pete Roberts	1967
Clay Robertson	1987
Kenny Robinson	1991
Matt Robinson	1982-83
Charlie Rodgers	1957-60
Carlos Rodriguez	1975
Nick Rogers	2001-02
Eric Roman	1999-02
John Rombough	1994
Marc Ronan	1988-90
Tom Rosa	1972-73



- Hank Ross 1959
- Jack Ross 1960-62
- Larry Rothschild 1974
- George Roundtree 1962-64
- Mike Rudi 1987-88
- Jim Rushworth 1992




-S-

Deion Sanders
1987-88

- Harry Saferight 1970-71
- Rick Saffel 1979
- Tom Sailor 1982
- Jeremy Salazar 1995-98
- Chuck Sanders 1952-53
- Deion Sanders 1987-88
- Jerry Santos 1988-89
- Pete Sarron 1965-66
- Craig Saxner 1985-86
- Bill Saunders 1976
- Mac Scarce 1970-71
- Mike Scarce 1971-72
- Glayden Schafer 1953
- Jim Scheller 1969-70
- Ed Schneider 1980-81
- Mike Schmitz 1993
- Greg Schnute 1968-70
- Scott Schroeffel 1993
- Sam Scott 1999
- Jim SeEVERS 1955
- Brian Senior 1995-96
- Nandy Serrano 1991-92
- John Sheppard 1957-58
- Bob Sherman 1961
- Tim Sherrill 1972-73
- Buddy Shaw 1983
- Chad Sheffer 1993
- Ken Shimchak 1977-79
- Gordon Shirah 1954-56
- Jamey Shoupp 1981-82
- Bob Shupack 1953
- Howard Siegle 1974
- Herb Sikes 1969-72
- Ken Silvestri 1971-72
- Bob Skala 1953
- Ross Skelton 1968
- Craig Skok 1968-69
- Mike Skoutelakis 1987
- Mike Slade 1969-72
- Ken Sloan 1966
- Frank Slusser 1956-58
- David Smalley 1980-83
- Mike Smalley 1998-99
- Chris Smith 1999-00
- Dwight Smith 1961-63
- Jackie Smith 1976-77
- Ken Smith 1985
- Kevin Smith 1985
- Richie Smith 2001
- Roger Smith 1972-73
- Rick Snyder 1971-73
- Tom Snyder 1982
- David Sorokowski 1988-89
- Paul Sorrento 1984-86
- Bobby Spano 1999-00
- Kyle Spitzer 1960-62
- James Spooner 1967
- Gary Sprague 1966
- Geoff Sprague 1996-97
- Ron Spyker 1987
- Bill Stagland 1961
- Matt Stanford 1997
- Richard Steed 1975


- Scott Steintz 1989
- Darnell Stewart 1966-67
- Kent Stille 1963
- Nick Stocks 1998-99
- Jack Straub 1953
- Ricky Stuart 1978
- Michael Stubbs 1988
- Len Sullivan 1967
- Marv Stringfellow 1965-67
- Ken Suarez 1963
- Walt Sumner 1968-69
- Bob Sutton 1966
- Harvey Sweeney 1954-56
- Alan Swindle 1980-82
- Ken Sylvestri 1975
- Carl Szymanski 1974



-T-U-V-

Buddy Teagle
1960-62

- Steve Taddeo 1986-87
- Houston Taff 1966
- Jeff Tam 1993
- John Marc Tamayo 1988-90
- Jeff Tandlich 1974
- Bruce Tanner 1981-83
- Buddy Teagle 1960-62
- George Tebbetts 1980
- Steve Tebbetts 1973-75
- Clint Thigpen 2000
- Al Thomas 1962-63
- Mike Thomas 1976
- Paul Thomas 1984-87
- Tom Thomas 1966-67
- Jeff Tibbitts 1991
- Mike Tice 1978-79
- Scott Toole 2001-02
- Ed Trancygier 1961
- Ronnie Traylor 1978-79
- Doug Treadway 1983-84
- Shawn Troxell 1987
- Steve Tuako 1977
- John Tucker 1961-62
- Gale Tuggle 1955-56
- Jerry Turner 1961
- Fred Twomey 1954-57
- Pat Underhill 1989
- Blair Varnes 1999-02
- Mike Vasquez 1968-71
- Bob Vaughn 1955-56
- Gary Viero 1976
- Wayne Vincent 1966-68




-W-

Woody Woodward
1989-91

- Bobby Waits 1954-57
- Doug Walker 1960-61
- Bob Wancika 1959
- John Wannish 1987
- Jim Ward 1965-66
- John Wasdin 1991-93
- Colby Weaver 1992-94
- Jim Weaver 1980
- Ham Wernke 1954-55
- Bill Westendick 1957-60
- Ed West 1976

- Chris Whidden 1999-00, 02
- Nick Whidden 2000-01
- Jon Whitacker 1968
- Tom Whitaker 1967-68
- Jimmy White 1960-62
- Chas Widden 1953
- Dick Wiggins 1979-80
- Bob Wilcox 1964-65
- Denny Williams 1972-73
- Laverne Williams 1953
- Bill Williamson 1962-63
- Gary Williamson 1963-64
- Paul Wilson 1992-94
- John Wolfner 1979-80
- Howard Wood 1967
- Willie Woods 1987
- Matt Woodward 1995-98
- Woody Woodward 1962-64
- Bob Wooley 1965-67
- Bob Wynn 1953-54



-X-Y-Z-

Mike Yastrzemski
2001-02

- Casey Yarbrough 1992
- Ed Yarnell 1966-67
- Mike Yastrzemski 1980-83
- Manny Yglesias 1953
- David Yocum 1994-95
- Jose Zabala 1995-98
- Bryan Zech 2001-02
- Scott Zech 1994-97
- Greg Zera 1968-71
- Bill Ziegler 1966-67
- Mike Ziegler 2000
- Roger Zimmerman 1961
- Tom Zoeller 1983-86
- Al Zyla 1959

Mike Martin's All-Time Assistant Coaches

- Chip Baker 1985-02
- Lazer Collazo 1992
- Rod Delmonico 1984-89
- David Fannin 1981-83
- Bill Fuller 1980
- Randy Gailey 1982-84
- Rick Hatcher 1984
- Keith Hendry 1981
- Link Jarrett 2002
- Greg Jones 1983
- Jay Kearce 1993
- Mike Martin, Jr. 1998-present
- Kevin McCray 1994-95
- Joe McFarland 1982
- Jon McFatter 1987
- Mike McLeod 1982-89
- Jim Morris 1980-81
- Jack Niles 1996-97
- Brian Rhees 1991-92
- Jamey Shoupp 1990-present
- Steve Winterling 1986-91



NCAA'S

SEMINOLES IN THE

1956

NCAA DISTRICT 3 PLAYOFFS

Gastonia, NC

Duke	2	1	W
Duke	2	4	L
Duke	6	7	L

1957

NCAA DISTRICT 3 PLAYOFFS

Gastonia, NC

Georgia Teachers	5	3	W
Duke	3	2	W
Duke	6	8	L
Duke	4	1	W

COLLEGE WORLD SERIES

Omaha, NE

Penn State	0	7	L
Connecticut	3	5	L

1958

NCAA DISTRICT 3 PLAYOFFS

Gastonia, NC

George Washington	3	1	W
Florida	1	2	L
Clemson	5	8	L

1959

NCAA DISTRICT 3 PLAYOFFS

Gastonia, NC

George Washington	3	2	W
Clemson	2	24	L
Georgia Tech	16	9	W
Clemson	0	5	L

1961

NCAA DISTRICT 3 PLAYOFFS

Gastonia, NC

West Virginia	3	1	W
Duke	2	7	L
West Virginia	3	4	L

1962

NCAA DISTRICT 3 PLAYOFFS

Gastonia, NC

Florida	0	1	L
West Virginia	6	5	W
Florida	3	1	W
Wake Forest	10	8	W
Wake Forest	3	2	W

COLLEGE WORLD SERIES

Omaha, NE

Santa Clara	5	1	W
Ithaca	5	4	W
Michigan	7	10	L
Santa Clara	6	11	L

1963

NCAA DISTRICT 3 PLAYOFFS

Gastonia, NC

Auburn	4	3	W
Wake Forest	12	4	W
Wake Forest	5	6	L
Wake Forest	11	5	W

COLLEGE WORLD SERIES

Omaha, NE

W. Michigan	5	2	W
Arizona	3	4	L
Southern Cal	3	4	L

1965

NCAA DISTRICT 3 PLAYOFFS

Gastonia, NC


Mississippi State	3	6	L
-------------------------	---	---	---

FSU In The College World Series

All-Time CWS Record	25-36
Appearances	18
First Appearance	1957
Last Appearance	2000
Top Finish	Second (1970, 1986, 1999)
CWS Appearances	1957, 62, 63, 65, 70, 75, 80, 86, 87, 89, 91, 92, 94, 95, 96, 98, 99, 00
Consecutive Appearances	3 (1994-96), (1998-00)

FSU In The NCAA Playoffs

All-Time Record (Regional/District 3)	106-50
Appearances	40
First Appearance	1956
Last Appearance	2002
Consecutive Appearances	25 (1978-02)



Maryland	7	3	W
Mississippi State	6	2	W
Furman	2	1	W
Furman	7	5	W

**COLLEGE WORLD SERIES
Omaha, NE**

Ohio State	1	2	L
Texas	3	2	W
St. Louis	3	5	L

**1966
NCAA DISTRICT 3 PLAYOFFS
Gastonia, NC**

Mississippi State	3	4	L
East Carolina	6	4	W
Mississippi State	7	0	W
North Carolina	6	5	W
North Carolina	4	6	L

**1967
NCAA DISTRICT 3 PLAYOFFS
Gastonia, NC**

Clemson	5	3	W
Auburn	3	13	L
Clemson	4	6	L

**1968
NCAA DISTRICT 3 PLAYOFFS
Gastonia, NC**

East Carolina	1	2	L
Auburn	6	1	W
East Carolina	3	2	W
N. Carolina State	15	12	W
N. Carolina State	1	4	L

**1970
NCAA DISTRICT 3 PLAYOFFS
Gastonia, NC**

East Carolina	2	0	W
Maryland	10	1	W
Mississippi State	5	4	W

**COLLEGE WORLD SERIES
Omaha, NE**

Arizona	4	0	W
Dartmouth	6	0	W
Texas	1	5	L
Ohio	2	0	W
Texas	11	2	W
Southern Cal	1	2	L

**1972
NCAA DISTRICT 3 PLAYOFFS
Gastonia, NC**

South Alabama	5	6	L
Richmond	10	5	W
Mississippi	3	8	L

**1975
NCAA REGIONAL
Starkville, MI**

Miami	1	0	W
LSU	4	2	W
Miami	6	5	W

**COLLEGE WORLD SERIES
Omaha, NE**

E. Michigan	1	2	L
Seton Hall	0	11	L

**1976
NCAA REGIONAL
Tallahassee, FL**

Jacksonville	6	1	W
Auburn	1	2	L
Jacksonville	7	9	L

**1978
NCAA REGIONAL
Miami, FL**

Marshall	0	4	L
Miami	2	7	L

**1979
NCAA REGIONAL
Tallahassee, FL**

Florida	5	9	L
Delaware	6	7	L

**1980
NCAA REGIONAL
Tallahassee, FL**

New Orleans	10	8	W
Western Kentucky	19	7	W
Western Kentucky	10	5	W

**COLLEGE WORLD SERIES
Omaha, NE**

Hawaii	6	7	L
Arizona	3	5	L

**1981
NCAA REGIONAL
Miami, FL**

Florida	5	1	W
Minnesota	9	5	W

Miami	6	14	L
Florida	4	5	L

**1982
NCAA REGIONAL
Austin, TX**

Eastern Michigan	2	7	L
Ohio State	8	3	W
Oklahoma	5	6	L

**1983
NCAA REGIONAL
Tallahassee, FL**

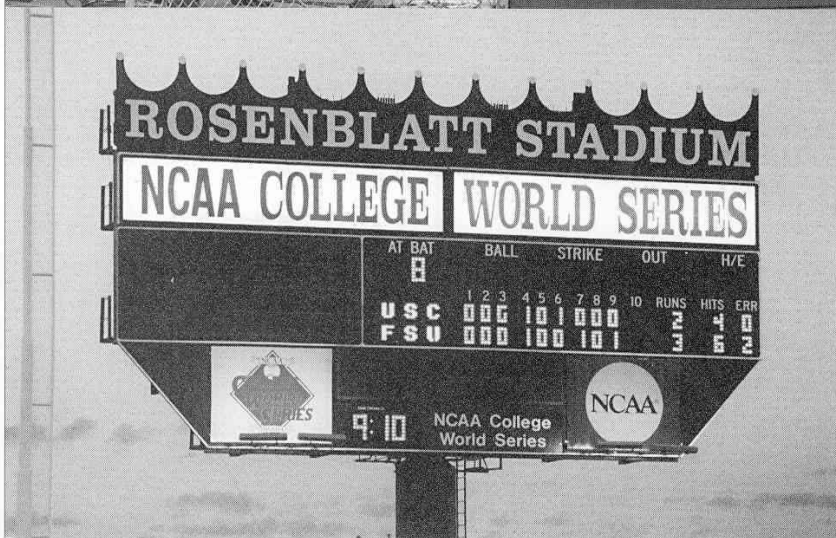
South Alabama	8	2	W
Alabama	5	7	L
Miami	5	10	L

**1984
NCAA REGIONAL
Tallahassee, FL**

Stetson	7	10	L
East Carolina	4	7	L

**1985
NCAA REGIONAL
Tallahassee, FL**

George Mason	11	0	W
Georgia Tech	9	1	W



Arkansas 6 7 L
 Georgia Tech 3 8 L

1986

NCAA REGIONAL

Tallahassee, FL

N. Carolina State 10 6 W
 Texas A & M 12 9 W
 South Florida 11 7 W

COLLEGE WORLD SERIES

Omaha, NE

Indiana State 5 3 W
 Miami 7 2 W
 Arizona 5 9 L
 Oklahoma State 6 5 W
 Miami 4 3 W
 Arizona 2 10 L

1987

NCAA REGIONAL

Tallahassee, FL

East Carolina 10 5 W
 Miami 5 2 W
 South Alabama 12 3 W
 South Alabama 3 6 L
 South Alabama 9 2 W

COLLEGE WORLD SERIES

Omaha, NE

LSU 2 6 L
 Arizona State 3 0 W
 Texas 4 6 L

1988

NCAA REGIONAL

Tallahassee, FL

Stetson 10 3 W
 Tulane 8 6 W
 Florida 3 9 L
 Stetson 2 7 L

1989

NCAA REGIONAL

Tallahassee, FL

Rider 13 7 W
 South Florida 8 1 W
 Auburn 7 6 W
 Clemson 8 1 W

COLLEGE WORLD SERIES

Omaha, NE

North Carolina 4 2 W
 Wichita State 4 2 W
 Wichita State 4 7 L
 Wichita State 9 12 L

1990

NCAA REGIONAL

Starkville, MS

Lafayette 7 2 W
 Central Michigan 4 2 W
 Mississippi State 8 11 L
 Illinois 6 4 W
 Mississippi State 11 9 W
 Mississippi State 3 4 L

1991

NCAA REGIONAL

Tallahassee, FL

Coastal Carolina 6 0 W
 Fla. International 6 3 W
 Alabama 5 2 W
 Alabama 6 5 W

COLLEGE WORLD SERIES

Omaha, NE

Fresno State 3 6 L
 Florida 0 5 L

1992

NCAA REGIONAL

Tallahassee, FL

Western Carolina 0 1 L
 Stetson 2 0 W
 Kent 4 2 W
 Stanford 9 4 W
 Western Carolina 4 3 W
 Western Carolina 18 3 W

COLLEGE WORLD SERIES

Omaha, NE

Cal. State-Fullerton 2 7 L
 California 5 4 W
 Cal. State-Fullerton 0 6 L

1993

NCAA REGIONAL

Tallahassee, FL

South Florida 4 2 W
 Notre Dame 4 3 W
 Long Beach State 1 4 L
 Notre Dame 3 4 L

1994

NCAA REGIONAL

Tallahassee, FL

Central Michigan 8 6 W
 Jacksonville 5 1 W
 Jacksonville 5 1 W
 Brigham Young 7 1 W

COLLEGE WORLD SERIES

Omaha, NE

LSU 6 3 W
 Georgia Tech 4 12 L
 Cal. State-Fullerton 3 10 L

1995

NCAA REGIONAL

Tallahassee, FL

Troy State 18 3 W
 South Alabama 7 2 W
 Old Dominion 7 2 W
 Mississippi 13 1 W

COLLEGE WORLD SERIES

Omaha, NE

Oklahoma 3 2 W
 Miami 2 4 L
 Southern Cal 11 16 L

1996

WEST REGIONAL

Stanford, CA

NE Illinois W 16 0
 UC-Santa Barbara W 10 1
 Stanford W 5 4
 Cal State-Northridge W 9 2

COLLEGE WORLD SERIES

Omaha, NE

Florida L 2 5
 Wichita State W 8 4
 Florida L 3 6

1997

NCAA EAST REGIONAL

Tallahassee, FL

Marist W 4 2
 Central Florida W 16 2
 Auburn L 7 8
 South Florida W 6 5
 Auburn W 9 7
 Auburn L 2 5

1998

NCAA ATLANTIC II REGIONAL

Tallahassee, FL

Liberty University W 10 7
 Delaware W 27 6
 Oklahoma W 23 2
 Auburn W 16 10

COLLEGE WORLD SERIES

Omaha, NE

Arizona State L 10 11
 Long Beach State L 4 7

1999

NCAA REGIONAL

Tallahassee, FL

The Citadel W 24 6
 Jacksonville W 9 2
 Providence W 14 3

NCAA SUPER REGIONAL

Tallahassee, FL

Auburn W 10 2
 Auburn W 6 3

COLLEGE WORLD SERIES

Omaha, NE

Texas A&M W 7 3
 Stanford L 6 10
 Cal State-Fullerton W 7 2
 Stanford W 14 11
 Stanford W 14 11
 Miami L 5 6

2000

NCAA REGIONAL

Tallahassee, FL

Bethune-Cookman W 6 3
 Central Florida L 8 9
 Evansville W 11 2
 Central Florida W 6 1
 Central Florida W 8 1

NCAA SUPER REGIONAL

Tallahassee, FL

Miami W 9 2
 Miami L 5 7
 Miami W 6 1

COLLEGE WORLD SERIES

Omaha, NE

Southern Cal L 4 6
 Texas W 6 2
 Southern Cal W 3 2
 LSU L 3 6

2001

NCAA REGIONAL

Tallahassee, FL

Bethune-Cookman W 8 1
 Auburn W 10 6
 Auburn W 9 6

NCAA SUPER REGIONAL

Athens, GA

Georgia L 7 8
 Georgia W 11 6
 Georgia L 3 8

2002

NCAA REGIONAL

Tallahassee, FL

Stetson W 11 8
 Central Florida W 7 3
 South Florida W 13 6

NCAA SUPER REGIONAL

Tallahassee, FL

Notre Dame L 4 10
 Notre Dame W 12 5
 Notre Dame L 1 3




FLORIDA STATE & TEAM USA


Over the past several years, Florida State players have become regulars on Team USA rosters. Since 1989, twelve Seminoles have represented the United States and Florida State University all over the globe. In the 2000 Olympics, former Seminole Doug Mientkiewicz was a member of the gold-medal winning USA team in Sydney.



Pedro Grifol
C - 1989



Doug Mientkiewicz
1B - 1994, 2000




Ricky Kimball
RHP - 1990



Chris Roberts
OF/LHP - 1991




Tim Davis
LHP - 1976




Paul Wilson
RHP - 1993




Mike Martin, Jr.
C - 1993



Jonathan Johnson
RHP - 1994




Phil Olson
RHP - 1994



J.D. Drew
OF - 1996



Jon McDonald
RHP - 1998



Nick Stocks
RHP - 1998



SEMINOLES

IN THE PROS

—2002—

Ryan Barthelemy Philadelphia
 Robby Read Philadelphia
 Nick Rogers Oakland

—2001—

John-Ford Griffin New York (AL)
 Karl Jernigan San Francisco
 Justin Lord Kansas City
 Brent Pearson Pittsburgh

—2000—

Marshall McDougall Oakland
 Mike Ziegler Oakland
 Jon McDonald Minnesota
 John Halliday Chicago (AL)

—1999—

Nick Stocks St. Louis
 Matt Diaz Tampa Bay
 Kevin Cash Toronto
 Chris Chavez Atlanta

—1998—

J.D. Drew St. Louis
 Scott Proctor Los Angeles
 Jeremy Salazar Philadelphia
 Matt Woodward Seattle
 Brian Cox Atlanta

—1997—


J.D. Drew Philadelphia
 Randy Choate New York (AL)
 Jeremy Morris New York (AL)
 Scott Zech Montreal
 Randy Niles Oakland
 Matt Woodward Seattle

—1996—

Adam Faurot Milwaukee
 Mike Davis New York (NL)

—1995—

Jonathan Johnson Texas
 David Yocum Los Angeles



FSU'S FIRST ROUND DRAFT CHOICES

PLAYER, POSITION	YEAR DRAFTED	TEAM
Jim Lyttle, OF	1966	New York (AL)
Tom Cook, C	1968	Oakland
Terry Kennedy, C	1977	St. Louis
Jeff Ledbetter, OF	1982	Boston
Luis Alicea, 2B	1986	St. Louis
Eduardo Perez, 1B/OF	1991	California
Chris Roberts, P/OF	1992	New York (NL)
Kenny Felder, OF	1992	Milwaukee
John Wasdin, P	1993	Oakland
Paul Wilson, P	1994	New York (NL)
Jonathan Johnson, P	1995	Texas
David Yocum, P	1995	Los Angeles
J.D. Drew, OF	1997	Philadelphia
J.D. Drew, OF	1998	St. Louis
Nick Stocks, P	1999	St. Louis
John-Ford Griffin, OF	2001	New York (AL)



Doug Mientkiewicz Minnesota
 Mike Martin, Jr. San Diego
 Mickey Lopez Milwaukee
 Charlie Cruz Atlanta
 Mike Bell Montreal
 Phil Olson New York (NL)
 Randy Hodges Atlanta

—1994—

Paul Wilson New York (NL)
 Link Jarrett Colorado
 Colby Weaver Atlanta
 Jack Niles New York (NL)

—1993—

John Wasdin Oakland
 Mike Schmitz New York (AL)
 Bryan Harris California
 John Nedeau California
 Jeff Tam New York (NL)

—1992—

Chris Roberts New York (NL)
 Kenny Felder Milwaukee
 Roger Bailey Colorado
 Tim Davis Seattle
 Chris Brock Atlanta
 Nandy Serrano California
 Jim Rushworth Montreal

—1991—

Garrett Blanton St. Louis
 Pedro Grifol Minnesota
 Ricky Kimball Oakland
 Jimmy Lewis Houston
 Eduardo Perez California
 Kenny Robinson Toronto

—1990—

Rob Bargas Montreal*
 Mike Brady Los Angeles
 Matt Dunbar New York (AL)
 Gar Finnvoid Boston
 Brad Gregory California*
 Gary Painter Boston
 Marc Ronan St. Louis

—1989—

Clyde Keller St. Louis
 Tim Nedin Minnesota

—1988—

Edwin Alicea Atlanta
 Barry Blackwell Cleveland
 Rod Byerly Pittsburgh
 Bret Davis Montreal
 Jerry Nielsen New York (AL)
 Deion Sanders New York (AL)

—1987—

Rafael Bournigal Los Angeles
 Ed Fulton St. Louis
 Richie Lewis Montreal
 Jose Marzan Minnesota
 Chris Pollack Montreal
 Steve Taddeo New York (AL)
 John Wanish Los Angeles

—1986—

Eric Mangham Los Angeles
 Paul Sorrento California

Luis Alicea St. Louis
 Bien Figueroa St. Louis
 Doug Little Chicago (AL)
 Mike Loynd Texas

—1985—

Frank Fazzini Milwaukee
 Kevin Smith Houston
 Steve Gelmine Houston

—1984—

Jody Reed Boston
 Jeff Gray Philadelphia
 Doug Treadway Los Angeles

—1983—

Bruce Tanner Chicago (AL)
 David Smalley New York (AL)
 Mike Yastrzemski Atlanta
 Tony Blasucci Pittsburgh
 Mark Barineau Cleveland

—1982—

Jeff Ledbetter Boston
 Chris Cawthon Cleveland
 Jay Keeler Cleveland
 Tim Phillips Toronto
 Jamey Shouppe Houston
 Allen Swindle Cincinnati

—1981—

Mike Fuentes Montreal
 Clem Freeman Cincinnati
 Rick Hatcher Atlanta
 Joe Licata New York (AL)
 Ed Schneider Toronto

—1980—

Ken Smith New York (AL)
 Jim Weaver Minnesota

—1979—

Craig Patterson Kansas City
 Joe Nichols Montreal
 Rick Holloway Oakland

—1978—

Blane McDonald Atlanta
 Mark Gilbert Chicago (NL)
 Brooks Carey Baltimore
 Bob Benda Detroit

—1977—

Guillermo Bonilla Cleveland
 Ben Curry Cleveland
 Larry Jones Baltimore
 Terry Kennedy St. Louis
 Carlos Lezcano Chicago (NL)
 Jim McArdle Cincinnati
 Rick McGlone Kansas City
 Mike McLeod New York (AL)
 Jackie Smith Chicago (AL)
 Joel Hicks Chicago (AL)

—1976—

Craig Eaton Kansas City
 Jeff Hardy Chicago (AL)
 Bob Mayer Cincinnati

—1975—

Jim Busby Pittsburgh
 Randy Davidson Cincinnati
 Danny O'Brien St. Louis
 Larry Rothschild Cincinnati
 Steve Tebbetts Cincinnati

—1974—

Ron Herring Montreal
 Marty Maier Kansas City

—1973—

John Librandi Pittsburgh
 Rick Colzie Cincinnati
 Roger Smith California
 Rick Snyder Minnesota
 Rick Langford Kansas City

—1972—

Dave Nichols Minnesota
 Dan Roatche Boston
 Herb Sykes St. Louis

—1971—

Ron Cash Detroit
 Al Cleveland Detroit
 Greg Gromek Detroit
 Mike Leber Boston
 Harry Saferight Philadelphia
 Mac Scarce Philadelphia

—1970—

Gene Ammann Milwaukee
 John Grubb San Diego
 Tom Henson Cincinnati
 Dick Nichols Boston
 Mike Slade Texas
 Pat Osburn Cincinnati

—1969—

Mike Easom Montreal
 Jim Gurzynski Los Angeles
 Chuck Hines Pittsburgh
 Jeff Hogan Detroit
 George Lott Montreal
 Dave Moates Texas
 Craig Skok Boston
 Dick Gold Chicago (AL)
 Chuck Cone San Diego

—1968—

Tom Cook Oakland
 Steve Mastin Oakland
 Wayne Vincent Seattle
 LaDon Boyd Oakland

—1966—

Jim Lyttle New York (AL)
 Gary Sprague Cleveland
 Eddie Howell Kansas City
 Dick Fernandez Kansas City
 Randy Brown California
 Pete Sarron Cleveland
 Mike Martin New York (NL)
 Maury Hopkins New York (NL)

**Drafted by independent minor league team first, then picked up by team listed.*



MAJOR LEAGUERS

FLORIDA STATE



Luis Alicea
Kansas City Royals


Roger Bailey
Colorado Rockies

Juan Bonilla
New York Yankees



Rafael Bournigal
Seattle Mariners

Chris Brock
Baltimore Orioles



Kevin Cash
Toronto Blue Jays

Ron Cash
Detroit Tigers

1986	Bal-A	102	284	33	69	1	18	.243	.311	.296	0	0
1987	NY-A	23	55	6	14	1	3	.255	.317	.364	0	0
6	Total	429	1462	145	375	7	101	.256	.315	.317	7	10

RAFAEL BOURNIGAL

B-R • T-R • Drafted 1987 • Debut: 9/1/92

YEAR	TM-L	G	AB	R	H	HR	RBI	AVG	OBP	SLG	SB	CS
1992	LA-N	10	20	1	3	0	0	.150	.227	.200	0	0
1993	LA-N	8	18	0	9	0	3	.500	.500	.556	0	0
1994	LA-N	40	116	2	26	0	11	.224	.291	.267	0	0
1996	Oak-A	88	252	33	61	0	18	.242	.290	.313	4	3
1997	Oak-A	78	29	29	62	1	20	.282	.342	.336	2	1
1998	Oak-A	85	209	23	47	1	19	.225	.265	.292	6	1

LUIS ALICEA

B-S • T-R • Drafted 1986 • Debut: 4/23/88

YEAR	TM-L	G	AB	R	H	HR	RBI	AVG	OBP	SLG	SB	CS
1988	StL-N	93	297	20	63	1	24	.212	.276	.283	1	1
1991	StL-N	56	68	5	13	0	0	.191	.276	.235	0	1
1992	StL-N	85	265	26	65	2	32	.245	.320	.385	2	5
1993	StL-N	115	362	50	101	3	46	.279	.362	.373	11	1
1994	StL-N	88	205	32	57	5	29	.278	.373	.459	4	5
1995	Bos-A	132	419	64	113	6	44	.270	.367	.375	13	10
1996	StL-N	129	380	54	98	5	42	.258	.350	.382	11	3
1997	Ana-A	128	388	59	98	5	37	.253	.375	.369	22	8
1998	Tex-A	101	259	51	71	6	33	.274	.372	.425	4	3
1999	Tex-A	68	164	33	33	3	17	.201	.316	.317	2	1
2000	Tex-A	139	540	85	159	6	63	.294	.365	.404	1	3
2001	KC-A	113	387	44	106	4	32	.274	.320	.367	8	6
2002	KC-A	94	237	28	54	1	23	.228	.322	.291	2	3
13	Total	1341	3971	551	1031	47	422	.260	.346	.369	81	50

ROGER BAILEY

B-R • T-R • Drafted 1992 • Debut: 4/27/95

YEAR	TM-L	G	W	L	PCT	ERA	IP	H	BB	SO	SV
1995	Col-N	39	7	6	.538	4.98	81.1	88	39	33	0
1996	Col-N	24	2	3	.400	6.24	83.2	94	52	45	1
1997	Col-N	29	9	10	.473	4.29	191	210	70	84	0
3	Total	92	18	19	.486	4.90	356	392	161	162	1

JUAN BONILLA

B-R • T-R • Drafted 1977 • Debut: 4/9/81

YR	TM-L	G	AB	R	H	HR	RBI	AVG	OBP	SLG	SB	CS
1981	SD-N	99	369	30	107	1	25	.290	.338	.344	4	9
1982	SD-N	45	182	21	51	0	8	.280	.325	.35	0	1
1983	SD-N	152	556	55	132	4	45	.237	.304	.304	3	0
1985	NY-A	8	16	0	2	0	2	.125	.125	.188	0	0

1999	Sea-A	55	95	16	26	2	14	.274	.317	.389	0	0
7	Total	365	932	14	234	4	85	.251	.301	.318	12	5

CHRIS BROCK

B-R • T-R • Drafted 1992 • Debut: 6/11/97

YEAR	TM-L	G	W	L	PCT	ERA	IP	H	BB	SO
1997	Atl-N	7	0	0	.000	5.58	30.2	34	19	16
1998	SF-N	13	0	0	.000	3.90	27.2	31	12	19
1999	SF-N	19	6	8	.430	5.48	106.2	124	65	76
2000	PHI	63	7	8	.466	4.34	93.1	85	41	69
2001	PHI	24	3	0	1.000	4.13	32.2	35	15	26
2002	Bal-A	22	2	1	.667	4.70	44.0	52	14	21
6	Total	148	18	17	.514	4.81	335.0	361	137	227

KEVIN CASH

B-R • T-R • Drafted 1999 • Debut: 9/6/02


YEAR	TM-L	G	AB	R	H	HR	RBI	AVG	OBP	SLG	SB	CS
2002	TOR	7	14	1	2	0	0	.143	.200	.143	0	0
1	Total	7	14	1	2	0	0	.143	.200	.143	0	0

RON CASH

B-R • T-R • Drafted 1971 • Debut: 9/4/73

YEAR	TM-L	G	AB	R	H	HR	RBI	AVG	OBP	SLG	SB	CS
1973	Det-A	14	39	8	16	0	6	.410	.477	.487	0	0
1974	Det-A	20	62	6	14	0	5	.226	.226	.258	0	1
2	Total	34	101	14	30	0	11	.297	.330	.347	0	1






*Randy Choate
New York Yankees*




*Tim Davis
Seattle Mariners*




*J.D. Drew
St. Louis Cardinals*



*Gar Finnvoold
Boston Red Sox*



*Mike Fuentes
Montreal Expos*



*Mark Gilbert
Chicago White Sox*



*Jeff Gray
Boston Red Sox*



*John Grubb
Detroit Tigers*

RANDY CHOATE

B-L • T-L • Drafted 1997 • Debut 7/1/00

YEAR	TM-L	G	W	L	PCT	ERA	IP	H	BB	SO
2000	NY-N	22	0	1	.000	4.76	17.0	14	8	12
2001	NY-N	37	3	1	.750	3.35	48.1	34	27	35
2002	NY-N	18	0	0	.000	6.04	22.1	18	15	17
3	Total	77	3	2	.600	4.31	87.2	66	50	64

TIM DAVIS

B-L • T-L • Drafted 1992 • Debut: 4/4/94

YEAR	TM-L	G	W	L	PCT	ERA	IP	H	BB	SO	SV
1994	Sea-A	42	2	2	.500	4.01	49.1	57	25	28	2
1995	Sea-A	5	2	1	.667	6.38	24.0	30	18	19	0
1996	Sea-A	40	2	2	.500	4.01	42.2	43	17	34	0
1997	Sea-A	2	0	0	.000	6.75	6.2	6	4	10	0
4	Total	89	6	5	.545	4.64	122.2	136	64	91	2

J.D. DREW

B-L • T-R • Drafted 1997 & 1998 • Debut: 9/7/98

YEAR	TM-L	G	AB	R	H	HR	RBI	AVG	OBP	SLG	SB	CS
1998	StL-N	14	36	9	15	5	13	.417	.463	.972	0	0
1999	StL-N	104	368	72	89	13	39	.242	.340	.424	19	3
2000	StL-N	135	407	73	120	18	57	.295	.401	.479	17	9
2001	StL-N	109	375	80	121	27	73	.323	.414	.613	13	3
2002	StL-N	135	424	61	107	18	56	.252	.349	.429	8	2
5	Total	497	1610	295	452	81	238	.281	.378	.496	57	17

MATT DUNBAR

B-L • T-R • Drafted 1990 • Debut: 4/25/95

YEAR	TM-L	G	W	L	PCT	ERA	IP	H	BB	SO
1995	Fla-N	8	0	1	.000	11.57	7	12	11	5
1	Total	8	0	1	.000	11.57	7	12	11	5

BIEN FIGUEROA

B-R • T-R • Drafted 1986 • Debut: 5/17/92

YEAR	TM-L	G	AB	R	H	HR	RBI	AVG	OBP	SLG	SB	CS
1992	StL-N	12	11	1	2	0	4	.182	.250	.273	0	0
1	Total	12	11	1	2	0	4	.182	.250	.273	0	0

NOTES: In 1997, coached in the Baltimore Orioles system with the AA Bowie Baysox.

GAR FINNVOLD

B-R • T-R • Drafted 1990 • Debut: 5/10/94

YEAR	TM-L	G	W	L	PCT	ERA	IP	H	BB	SO
1994	Bos-A	8	0	4	.000	5.94	36.1	45	15	17
1	Total	8	0	4	.000	5.94	36.1	45	15	17

JEFF GRAY

B-R • T-R • Drafted 1984 • Debut: 6/21/88

YEAR	TM-L	G	W	L	PCT	ERA	IP	H	BB	SO	SV
1988	Cin-N	5	0	0	X	3.86	9.1	12	4	5	0
1989	Bos-A	41	2	4	.333	4.44	50.2	53	15	50	9
1990	Bos-A	50	2	3	.400	2.34	61.2	39	10	41	1
3	Total	96	4	7	.364	3.33	121.2	104	29	96	10

JOHN GRUBB

B-L • T-R • Drafted 1970 • Debut: 9/10/72

YEAR	TM-L	G	AB	R	H	HR	RBI	AVG	OBP	SLG	SB	CS
1972	SD-N	7	21	4	7	0	1	.333	.364	.476	0	1
1973	SD-N	113	389	52	121	8	37	.311	.374	.445	9	3
1974	SD-N	140	444	53	127	8	42	.286	.358	.403	4	0
1975	SD-N	144	553	72	149	4	38	.269	.345	.363	2	7
1976	SD-N	109	384	54	109	5	27	.284	.393	.385	1	2
1977	Cle-A	34	93	8	28	2	14	.301	.425	.462	0	3
1978	Cle-A	113	378	54	100	14	61	.265	.367	.450	5	1
1978	Tex-A	21	33	8	13	1	6	.394	.545	.576	1	1
1979	Tex-A	102	289	42	79	10	37	.273	.352	.426	2	4
1980	Tex-A	110	274	40	76	9	32	.277	.377	.427	2	3
1981	Tex-A	67	199	26	46	3	26	.231	.317	.332	0	3
1982	Tex-A	103	308	35	86	3	26	.279	.371	.370	0	3
1983	Det-A	57	134	20	34	4	22	.254	.390	.410	0	0
1984	Det-A	86	176	25	47	8	17	.267	.397	.432	1	0
1985	Det-A	78	155	19	38	5	25	.245	.350	.400	0	1
1986	Det-A	81	210	32	70	13	51	.333	.417	.590	0	1
1987	Det-A	59	114	9	23	2	13	.202	.295	.307	0	0
16	Total	1424	4154	553	1153	99	475	.278	.369	.413	27	33

NOTES: NL All-star in 1974 • Set San Diego Club doubles record in 1975 • Hit GWRBI in game 2 of 1984 ALCS.

DICK HOWSER

B-R • T-L • Pre-draft • Debut: 4/11/61

YEAR	TM-L	G	AB	R	H	HR	RBI	AVG	OBP	SLG	SB	CS
1961	KC-A	158	611	108	171	3	45	.280	.379	.362	37	9
1962	KC-A	83	286	53	68	6	34	.238	.329	.350	19	2
1963	KC-A	15	41	4	8	0	1	.195	.313	.195	0	0
1963	Cle-A	49	162	25	40	1	10	.247	.337	.296	9	3



1964	Cle-A	162	637	101	162	3	52	.256	.337	.319	20	7
1965	Cle-A	107	307	47	72	1	6	.235	.356	.283	17	4
1966	Cle-A	67	140	18	32	2	4	.229	.303	.350	2	4
1967	NY-A	63	149	18	40	0	10	.268	.381	.309	1	4
1968	NY-A	85	150	24	23	0	3	.153	.321	.180	0	1
Total		789	2483	398	617	16	165	.248	.348	.318	105	34

NOTES: 1961 AL TSN Rookie of the Year • Lifetime .544 (507-425) winning percentage as a manager • Managed 1978 New York Yankees to A.L. East Title • Led Kansas City to 1981, 1984 AL West title and the 1985 World Championship • Managed 1986 American League All-Star Team.

JONATHAN JOHNSON

B-R • T-R • Drafted 1995 • Debut 9/27/98

YEAR	TM-L	G	W	L	PCT	ERA	IP	H	BB	SO
1998	Tex-A	1	0	0	.000	8.31	4.1	5	5	3
1999	Tex-A	1	0	0	.000	15.00	3.0	9	2	3
2000	Tex-A	15	1	1	.800	6.21	29.0	34	19	23
2001	Tex-A	5	0	0	.000	9.58	10.1	13	7	11
2002	SD	16	1	2	.333	4.11	15.1	15	5	21
5	Total	38	2	3	.400	6.82	62.0	76	38	61

TERRY KENNEDY

B-L • T-R • Drafted 1977 • Debut: 9/4/78

YEAR	TM-L	G	AB	R	H	HR	RBI	AVG	OBP	SLG	SB	CS
1978	StL-N	10	29	0	5	0	2	.172	.273	.172	0	0
1979	StL-N	33	109	11	31	2	17	.284	.319	.404	0	0
1980	StL-N	84	248	28	63	4	34	.254	.325	.375	0	0
1981	SD-N	101	382	32	115	2	41	.301	.341	.385	0	2
1982	SD-N	153	562	75	166	21	97	.295	.328	.486	1	0
1983	SD-N	149	549	47	156	17	98	.284	.342	.434	1	3
1984	SD-N	148	530	54	127	14	57	.240	.284	.353	1	2
1985	SD-N	143	532	54	139	10	74	.261	.301	.372	0	0
1986	SD-N	141	432	46	114	12	57	.264	.324	.403	0	3
1987	Bal-A	143	512	51	128	18	62	.250	.299	.385	1	0
1988	Bal-A	85	265	20	60	3	16	.226	.269	.298	0	0
1989	SF-N	125	355	19	85	5	34	.239	.306	.324	1	3
1990	SF-N	107	303	25	84	2	26	.277	.342	.370	1	2
1991	SF-N	69	171	12	40	3	13	.234	.283	.339	0	0
14	Total	1491	4979	474	1313	113	628	.264	.314	.386	6	15

NOTES: NL All-Star in 1981, 1983, 1985 • AL All-Star in 1987 • Member of NL Championship teams in 1984 and 1989.

RICK LANGFORD

B-R • T-R • Drafted 1973 • Debut: 6/13/76

YEAR	TM-L	G	W	L	PCT	ERA	IP	H	BB	SO
1976	Pit-N	12	0	1	.000	6.26	23	27	14	17
1977	Oak-A	37	9	19	.296	4.02	208.1	223	73	141
1978	Oak-A	37	7	13	.350	3.43	175.2	169	56	92
1979	Oak-A	34	12	16	.429	4.28	218.2	233	57	101
1980	Oak-A	35	19	12	.613	3.26	290	276	64	102
1981	Oak-A	24	12	10	.545	2.99	195.1	190	58	84
1982	Oak-A	32	11	16	.407	4.21	237.1	265	49	79
1983	Oak-A	7	0	4	.000	12.15	20	43	10	2
1984	Oak-A	3	0	0	—	8.31	8.2	15	2	2
1985	Oak-A	23	3	5	.375	3.51	59	60	15	21
1986	Oak-A	16	1	10	.091	7.36	55	69	18	30
11	Total	260	73	106	.408	4.01	1491	1570	416	671

NOTES: Led AL with 290 IP in 1980 • Led AL in CG in 1980 (28) and 1981 (18) • Set AL Record for most chances without an error (230).

RICHIE LEWIS

B-R • T-R • Drafted 1987 • Debut: 7/31/92

YEAR	TM-L	G	W	L	PCT	ERA	IP	H	BB	SO	SV
1992	Bal-A	2	1	1	.500	10.80	6.2	13	7	4	0
1993	Fla-N	57	6	3	.667	3.26	77.1	68	43	65	0
1994	Fla-N	45	1	4	.200	5.67	54	62	38	45	0
1995	Fla-N	21	0	1	.000	3.75	36	30	15	32	0
1996	Det-A	72	4	6	.400	4.18	90.1	78	65	78	2
1997	Cin-N	18	2	0	1.000	8.88	24.1	28	18	16	0
6	Total	215	14	15	.483	4.71	288.2	279	186	240	2

MIKE LOYND


B-R • T-L • Drafted 1986 • Debut: 7/24/86

YEAR	TM-L	G	W	L	PCT	ERA	IP	H	BB	SO	SV
1986	Tex-A	9	2	2	.500	5.36	42	49	19	33	1
1987	Tex-A	26	1	5	.167	6.10	69.1	82	38	48	1
2	Total	35	3	7	.300	5.82	111.1	131	57	81	2

JIM LYTTLE

B-L • T-R • Drafted 1966 • Debut: 5/17/69


YEAR	TM-L	G	AB	R	H	HR	RBI	AVG	OBP	SLG	SB	CS
1969	NY-A	28	83	7	15	0	4	.181	.218	.229	1	2
1970	NY-A	87	126	20	39	3	14	.310	.360	.452	3	1
1971	NY-A	49	86	7	17	1	7	.198	.274	.291	0	2
1972	Chi-A	44	82	8	19	0	5	.232	.241	.341	0	1
1973	Mon-N	49	116	12	30	4	19	.259	.312	.422	0	2
1974	Mon-N	25	9	1	3	0	2	.333	.400	.333	0	0
1975	Mon-N	44	55	7	15	0	6	.273	.412	.345	0	1



Dick Howser
New York Yankees



Jonathan Johnson
Texas Rangers



Rick Langford
Oakland Athletics



Richie Lewis
Cincinnati Reds



Mike Loynd
Texas Rangers



Jim Lyttle
Los Angeles Dodgers




Doug Mientkiewicz
Minnesota Twins



Dave Moates
Texas Rangers



RECORD Book




Jerry Nielsen
California Angels




Eduardo Perez
St. Louis Cardinals



Jody Reed
Detroit Tigers




Kenny Robinson
Toronto Blue Jays



Larry Rothschild
Detroit Tigers



Deion Sanders
Cincinnati Reds



Mac Scarce
Minnesota Twins

1995	Cal-A	29	71	9	12	1	7	.169	.306	.296	0	2
1996	Cin-N	18	36	8	8	3	5	.222	.317	.472	0	0
1997	Cin-N	106	297	44	75	16	52	.253	.321	.475	5	1
1998	Cin-N	84	172	20	41	4	30	.238	.325	.331	0	1
1999	STL	21	32	6	11	1	9	.344	.462	.500	0	0
2000	STL	35	91	9	27	3	10	.297	.350	.440	1	0
2002	STL	96	154	22	31	10	26	.201	.290	.455	0	0
9	Total	479	1162	144	277	47	185	.238	.313	.411	14	8

NOTES: Son of MLB Hall of Famer Tony Perez.

1976	Mon-N	42	85	6	23	1	8	.271	.326	.376	0	0
1976	LA-N	23	68	3	15	0	5	.221	.303	.265	0	1
8	Total	391	710	71	176	9	70	.248	.308	.352	4	15

NOTES: Played professional baseball in Japan between 1977-1983.

DOUG MIENTKIEWICZ

B-L • T-R • Drafted 1995 • Debut: 9/18/98

YEAR	TM-L	G	AB	R	H	HR	RBI	AVG	OBP	SLG	SB	CS
1998	Min-A	8	25	1	5	0	2	.200	.310	.240	1	1
1999	Min-A	118	327	34	75	2	32	.229	.324	.330	1	1
2000	Min-A	3	14	0	6	0	4	.429	.400	.429	0	0
2001	Min-A	151	543	77	166	15	74	.306	.387	.464	2	6
2002	Min-A	143	467	60	122	10	64	.261	.365	.392	1	2
5	Total	423	1376	172	374	27	176	.272	.363	.403	5	10

DAVE MOATES

B-L • T-L • Drafted 1969 • Debut: 9/21/74

YEAR	TM-L	G	AB	R	H	HR	RBI	AVG	OBP	SLG	SB	CS
1974	Tex-A	1	0	0	0	0	0	—	—	—	0	0
1975	Tex-A	54	175	21	48	3	14	.274	.324	.377	9	2
1976	Tex-A	85	137	21	33	0	13	.241	.297	.307	6	3
3	Total	140	312	42	81	3	27	.260	.313	.346	15	5

JERRY NIELSEN

B-L • T-R • Drafted 1988 • Debut: 7/12/92

YEAR	TM-L	G	W	L	PCT	ERA	IP	H	BB	SO
1992	NY-A	20	1	0	1.000	4.58	19.2	17	18	12
1993	Cal-A	10	0	0	X	8.03	12.1	18	4	8
2	Total	30	1	0	1.000	5.91	32	35	22	20

PAT OSBURN

B-L • T-R • Drafted 1970 • Debut: 4/13/74

YEAR	TM-L	G	W	L	PCT	ERA	IP	H	BB	SO
1974	Cin-N	6	0	0	X	8.00	9	11	4	4
1975	Mil-A	6	0	1	.000	5.40	11.2	19	9	1
2	Total	12	0	1	.000	6.53	20.2	30	13	5

EDUARDO PEREZ

B-R • T-R • Drafted 1991 • Debut: 7/27/93

YEAR	TM-L	G	AB	R	H	HR	RBI	AVG	OBP	SLG	SB	CS
1993	Cal-A	52	180	16	45	4	30	.250	.293	.372	5	4
1994	Cal-A	38	129	10	27	5	16	.209	.277	.380	3	0

JODY REED

B-R • T-R • Drafted 1984 • Debut: 9/12/87

YEAR	TM-L	G	AB	R	H	HR	RBI	AVG	OBP	SLG	SB	CS
1987	Bos-A	9	30	4	9	0	8	.300	.382	.400	1	1
1988	Bos-A	109	338	60	99	1	28	.293	.382	.376	1	3
1989	Bos-A	146	524	76	151	3	40	.288	.379	.393	4	5
1990	Bos-A	155	598	70	173	5	51	.289	.372	.390	4	4
1991	Bos-A	153	618	87	175	5	60	.283	.350	.382	6	5
1992	Bos-A	143	550	64	136	3	40	.247	.324	.316	7	8
1993	LA-N	132	445	48	123	2	31	.276	.335	.346	1	3
1994	Mil-A	108	399	48	108	2	37	.271	.365	.341	5	4
1995	SD-N	131	445	58	114	4	40	.256	.350	.328	6	4
1996	SD-N	146	495	45	121	2	49	.244	.329	.297	2	5
1997	Det-A	52	112	6	22	0	8	.196	.278	.214	3	2
11	Total	1284	4554	556	1231	27	392	.270	.349	.350	40	44

NOTES: Finished 3rd in 1988 AL Rookie of the Year voting • Shares major league record for most doubles in an inning (2).

MARC RONAN

B-L • T-R • Drafted 1990 • Debut: 9/21/93

YEAR	TM-L	G	AB	R	H	HR	RBI	AVG	OBP	SLG	SB	CS
1993	STL-N	6	12	0	1	0	0	.083	.083	.083	0	0
1	Total	6	12	0	1	0	0	.083	.083	.083	0	0

LARRY ROTHSCHILD

B-L • T-R • Drafted 1975 • Debut: 9/11/81

YEAR	TM-L	G	W	L	PCT	ERA	IP	H	BB	SO
1981	Det-A	5	0	0	—	1.59	5.2	4	6	1
1982	Det-A	2	0	0	—	13.50	2.2	4	2	0
2	Total	7	0	0	—	5.4	8.1	8	8	1

DEION SANDERS

B-L • T-L • Drafted 1988 • Debut: 5/31/89

YEAR	TM-L	G	AB	R	H	HR	RBI	AVG	OBP	SLG	SB	CS
1989	NY-A	14	47	7	11	2	7	.234	.280	.404	1	0
1990	NY-A	57	133	24	21	3	9	.158	.238	.271	8	2
1991	Atl-N	54	110	16	21	4	13	.191	.270	.345	11	3
1992	Atl-N	97	303	54	92	8	28	.304	.347	.495	26	9
1993	Atl-N	95	272	42	75	6	28	.276	.323	.452	19	7
1994	Atl-N	46	191	32	55	4	21	.288	.346	.403	19	7
1994	Cin-N	46	184	26	51	0	7	.277	.342	.359	19	9
1995	Cin-N	33	129	19	31	1	10	.240	.300	.326	16	3
1995	SF-N	52	214	29	61	5	18	.285	.346	.444	8	6
1997	Cin-N	115	465	53	127	5	23	.273	.329	.363	56	13
2001	Cin-N	32	75	6	13	1	4	.173	.235	.240	3	4
9	Total	641	2123	308	558	39	168	.263	.319	.392	186	63

MAC SCARCE

B-R • T-R • Drafted 1971 • Debut: 11/4/72

YEAR	TM-L	G	W	L	PCT	ERA	IP	BB	SO	SV
1972	Phi-N	31	1	2	.333	3.44	36.2	20	40	4
1973	Phi-N	52	1	8	.111	2.42	70.2	47	57	12
1974	Phi-N	58	3	8	.273	5.01	70	35	50	5
1975	NY-N	1	0	0	—	0.00	0	0	0	0
1976	Min-A	17	1	1	.500	3.94	32	15	17	0
5	Total	159	6	19	.240	3.70	209.1	192	164	21

PAUL SORRENTO

B-L • T-R • Drafted 1986 • Debut: 9/18/89

YEAR	TM-L	G	AB	R	H	HR	RBI	AVG	OBP	SLG	SB	CS
1989	Min-A	14	21	2	5	0	1	.238	.370	.238	0	0
1990	Min-A	41	121	11	25	5	13	.207	.281	.380	1	1
1991	Min-A	26	47	6	12	4	13	.255	.314	.553	0	0
1992	Cle-A	140	458	52	123	18	60	.269	.343	.443	0	3
1993	Cle-A	148	463	75	119	18	65	.257	.342	.434	3	1
1994	Cle-A	95	322	43	90	14	62	.280	.348	.453	0	1
1995	Cle-A	104	323	50	76	25	79	.235	.340	.511	1	1
1996	Sea-A	143	471	67	136	23	93	.289	.374	.507	0	2
1997	Sea-A	145	456	68	122	31	80	.268	.342	.511	0	2
1998	TB-A	137	435	40	98	17	57	.225	.313	.405	2	3
1999	TB-A	99	294	40	69	11	42	.235	.351	.401	1	1
11	Total	1093	3412	454	876	166	565	.257	.340	.457	8	14

NOTES: Member of 1991 World Series Championship team.

KEN SUAREZ

B-R • T-R • Pre-draft • Debut: 4/14/66

YEAR	TM-L	G	AB	R	H	HR	RBI	AVG	OBP	SLG	SB	CS
1966	KC-A	35	69	5	10	0	2	.145	.298	.174	2	0
1967	KC-A	39	63	7	15	2	9	.238	.392	.413	1	0
1968	Cle-A	17	10	1	1	0	0	.100	.182	.100	0	0
1969	Cle-A	36	85	7	25	1	9	.294	.400	.388	1	0
1971	Cle-A	50	123	10	25	1	9	.203	.315	.285	0	1
1972	Tex-A	25	33	2	5	0	4	.152	.176	.182	0	0
1973	Tex-A	93	278	25	69	1	27	.248	.339	.299	1	2
7	Total	295	661	57	150	5	60	.227	.334	.277	5	3

JEFF TAM

B-R • T-R • Drafted 1993 • Debut 6/30/98

YEAR	TM-L	G	W	L	PCT	ERA	IP	H	BB	SO
1998	NY-A	15	1	1	.500	6.28	14.1	13	4	8
1999	CLE/NY-N10	0	0	0	.000	5.40	11.2	8	4	8
2000	OAK	72	3	3	.500	2.63	85.2	86	23	46
2001	OAK	70	2	4	.333	3.01	74.2	68	29	44
2002	OAK	40	1	2	.333	5.13	40.1	56	13	14
5	Total	207	7	10	.412	3.57	226.2	231	73	120

BRUCE TANNER

B-L • T-R • Drafted 1983 • Debut: 6/12/85

YEAR	TM-L	G	W	L	PCT	ERA	IP	H	BB	SO
1985	Chi-A	10	1	2	.333	5.33	27	34	13	9
1	Total	10	1	2	.333	5.33	27	34	13	9

JOHN WASDIN

B-R • T-R • Drafted 1993 • Debut: 8/24/95

YEAR	TM-L	G	W	L	PCT	ERA	IP	H	BB	SO
1995	Oak-A	5	1	1	.500	4.67	17.1	14	3	6
1996	Oak-A	25	8	7	.533	5.96	131.1	145	50	75
1997	Bos-A	53	4	6	.400	4.40	124.2	121	38	84
1998	Bos-A	47	6	4	.600	5.25	96.0	111	27	59
1999	Bos-A	45	8	3	.72	4.12	74.1	66	18	57
2000	Bos-Col	39	1	6	.143	5.38	80.1	90	24	71
2000	COL	14	0	3	.000	5.80	35.2	42	9	35
2001	BAL	26	1	1	.500	4.17	49.2	54	16	47
2001	COL	18	2	1	.667	7.03	24.1	32	8	17
7	Total	258	31	29	.517	5.07	598.0	633	184	416

PAUL WILSON

B-R • T-R • Drafted 1994 • Debut: 4/4/96


YEAR	TM-L	G	W	L	PCT	ERA	IP	H	BB	SO
1996	NY-N	26	5	12	.294	5.38	149	157	71	109
2000	TB	11	1	4	.200	3.35	51.0	38	16	40
2001	TB	37	8	9	.471	4.88	151.1	165	52	119
2002	TB	30	6	12	.333	4.83	193.2	219	67	111
4	Total	104	20	37	.351	4.86	545.0	579	206	379

WOODY WOODWARD


B-R • T-R • Pre-draft • Debut: 9/9/63

YEAR	TM-L	G	AB	R	H	HR	RBI	AVG	OBP	SLG	SB	CS
1963	Mil-N	10	2	1	0	0	0	.000	.000	.000	0	0
1964	Mil-N	77	115	18	24	0	11	.209	.260	.243	0	1
1965	Mil-N	112	265	17	55	0	11	.208	.236	.264	2	2
1966	Atl-N	144	455	46	120	0	43	.264	.325	.327	2	2
1967	Atl-N	136	429	30	97	0	25	.226	.289	.270	0	6
1968	Atl-N	12	24	2	4	0	1	.167	.200	.208	1	0
1968	Cin-N	56	119	13	29	0	10	.244	.297	.261	1	0
1969	Cin-N	97	241	36	63	0	15	.261	.333	.311	3	2
1970	Cin-N	100	264	23	59	1	14	.223	.283	.288	1	2
1971	Cin-N	136	273	22	66	0	18	.242	.310	.282	4	0
9	Total	880	2187	208	517	1	148	.236	.295	.287	14	15

NOTES: Led NL second basemen in fielding percentage in 1965 • General Manager of New York Yankees 1986-1987 • Current General Manager of the Seattle Mariners.




Craig Skok
Atlanta Braves



Paul Sorrento
Tampa Bay Devil Rays




Ken Suarez
Texas Rangers



Jeff Tam
Oakland Athletics



Bruce Tanner
Chicago White Sox



John Wasdin
Colorado Rockies




Paul Wilson
Tampa Bay Devil Rays



Woody Woodward
Cincinnati Reds






Charlie Armstrong
1948-51

ALL-TIME COACHING

ALL-TIME RECORD: 2,138-788-8




Ralph Matherly
1952-54



Danny Litwhiler
1955-63



Fred Hatfield
1964-68



Jack Stallings
1969-74



Woody Woodward
1975-78



Dick Howser
1979



Mike Martin
1980-present

1979
Dick Howser
1979 43-17-1 .713

1980-present
Mike Martin

1980	51-12-0	.810
1981	56-23-0	.709
1982	56-17-1	.764
1983	55-18-1	.750
1984	55-29-0	.655
1985	59-23-0	.720
1986	61-13-0	.824
1987	55-18-0	.753
1988	50-18-1	.714
1989	54-18-0	.750
1990	57-15-0	.792
1991	57-14-0	.803
1992	49-21-0	.700
1993	46-19-0	.708
1994	53-22-0	.707
1995	53-16-0	.768
1996	52-17-0	.754
1997	50-17-0	.746
1998	53-20-0	.726
1999	57-14-0	.803
2000	53-19-0	.736
2001	47-19-0	.712
2002	60-14-0	.811
TOTALS	1,239-416-3	.748

1948-51
Charlie Armstrong

YEAR	W-L-T	PCT
1948	9-8-0	.529
1949	11-8-0	.579
1950	13-7-0	.650
1951	13-6-0	.684
TOTALS	46-29-0	.613

1964-68
Fred Hatfield

1964	23-13-0	.639
1965	32-11-1	.739
1966	39-13-0	.750
1967	30-14-0	.682
1968	35-6-0	.854
TOTALS	159-57-1	.735

1952-54
Ralph Matherly

1952	17-4-0	.810
1953	13-10-1	.563
1954	13-8-0	.619
TOTALS	43-22-1	.659

1969-74
Jack Stallings


1969	39-12-1	.760
1970	49-9-1	.839
1971	41-16-0	.719
1972	44-24-0	.647
1973	38-21-0	.644
1974	37-25-0	.597
TOTALS	248-107-2	.697

1955-63
Danny Litwhiler

1955	17-6-1	.729
1956	25-7-0	.781
1957	22-9-0	.710
1958	20-7-0	.741
1959	22-11-0	.667
1960	13-9-0	.591
1961	21-7-0	.750
1962	23-14-0	.622
1963	27-13-0	.675
TOTALS	190-83-1	.695

1975-78
Woody Woodward

1975	49-10-0	.831
1976	40-16-0	.714
1977	37-13-0	.740
1978	44-18-0	.710
TOTALS	170-57-0	.7488





SERIES RECORDS

TEAM	FIRST MEETING	LAST MEETING	SERIES STANDINGS							
			W-	L-	T					
Akron	1999	2001	4-	0-	0					
Alabama	1967	1991	5-	2-	0					
Ala-Birmingham	1988	1988	1-	0-	0					
Amherst	1952	1964	7-	1-	0					
APPALACHIAN STATE	1993	2002	8-	0-	0					
Arizona	1963	1991	5-	6-	0					
Arizona State	2002	2000	23-	7-	0					
Arkansas	1985	1985	0-	1-	0					
Armstrong State	1985	1985	2-	0-	0					
Army	1975	1975	1-	0-	0					
Auburn	1954	2001	65-	40-	0					
Austin Peay	1979	1987	5-	0-	0					
Ball State	1984	1991	19-	2-	0					
Belmont Abbey	1969	1969	2-	0-	0					
Bethune-Cookman	2000	2001	2-	0-	0					
Biscayne College	1976	1976	4-	0-	0					
Bowling Green	1970	1970	1-	0-	0					
Bradley	1950	1950	1-	0-	0					
Brigham Young	1994	1994	1-	0-	0					
Brooklyn College	1980	1980	1-	0-	0					
Brown	1971	1971	5-	1-	0					
California	1992	1992	1-	0-	0					
UC-Santa Barbara	1996	1996	1-	0-	0					
Cal St-Fullerton	1984	1998	8-	10-	0					
Cal St-Northridge	1996	1996	1-	0-	0					
Campbellsville	1981	1981	1-	0-	0					
Central Florida	1985	2002	17-	3-	0					
Central Michigan	1990	1994	2-	0-	0					
CHARLESTON SOUTHERN*	1988	2000	13-	0-	0					
Chicago State	1972	1972	2-	0-	0					
Cincinnati	1953	1991	23-	2-	0					
CITADEL, THE	1998	2002	8-	1-	0					
CLEMSON	1958	2002	51-	40-	1					
Cleveland State	1981	1982	3-	0-	0					
Coastal Carolina	1991	1996	11-	0-	0					
College of Charleston	1992	1995	9-	1-	0					
Columbus College	1974	1976	5-	0-	0					
Connecticut	1957	1957	0-	1-	0					
Cumberland	1973	1973	2-	0-	0					
Dartmouth	1970	1970	1-	0-	0					
Davidson	1954	1954	1-	0-	0					
Dayton	1980	1980	1-	0-	0					
Delaware	1979	1998	1-	1-	0					
DUKE	1954	2002	47-	16-	0					
East Carolina	1962	1987	5-	3-	0					
East Tennessee State	1978	1978	2-	0-	0					
Eastern Illinois	1980	1980	1-	0-	0					
Eastern Michigan	1975	1982	0-	2-	0					
EVANSVILLE	2000	2000	1-	0-	0					
Farleigh Dickinson	1973	1973	2-	0-	0					
Flagler	1980	1982	4-	1-	0					
FLORIDA	1956	2002	105-	83-	0					
Florida A&M	1971	2002	13-	0-	0					
Florida Atlantic	1995	1998	8-	1-	0					
Florida International	1973	1991	13-	5-	0					
Florida Southern	1949	1974	29-	13-	1					
Fresno State	1991	1991	0-	1-	0					
Furman	1955	1994	14-	1-	0					
George Mason	1985	1988	2-	0-	0					
George Washington	1958	1959	2-	0-	0					
Georgia	1951	2001	28-	7-	0					
Georgia Southern	1948	1985	95-	31-	0					
Ga Southwestern	1976	1976	3-	1-	0					
Georgia State	1981	1993	25-	2-	0					
GEORGIA TECH	1959	2002	52-	23-	0					
Grambling	1985	1989	13-	1-	0					
Hawaii	1977	2002	9-	6-	0					
Hawaii-Hilo	1994	2002	5-	1-	0					
Holy Cross	1970	1970	2-	0-	0					
Howard	1976	1976	1-	1-	0					
Illinois	1956	1990	6-	0-	0					
Indiana	1956	1956	2-	0-	0					
Indiana State	1986	1986	1-	0-	0					
Iowa	1988	1988	1-	0-	0					
Ithaca	1957	1962	3-	0-	0					
Jackson State	1981	1981	1-	0-	0					
Jacksonville State	1953	1973	3-	0-	0					
JACKSONVILLE	1964	2002	91-	30-	0					
Kearney State	1977	1977	2-	0-	0					
Kent	1992	1992	1-	0-	0					
Kentucky	1965	1977	6-	1-	0					
Kentucky Wesleyan	1968	1968	2-	0-	0					
Kenyon	1952	1952	2-	0-	0					
Lafayette	1971	1990	4-	0-	0					
Lenoir-Rhyne	1980	1980	1-	0-	0					
Lewis	1974	1974	0-	3-	0					
Liberty	1998	2001	2-	0-	0					
Long Beach State	1998	1998	0-	1-	0					
Long Island	1997	1998	2-	0-	0					
Louisiana State	1955	2000	10-	6-	0					
Louisville	1977	1991	17-	2-	0					
Loyola (La.)	1952	1968	10-	0-	0					
Maine	1988	1996	4-	0-	0					
Marietta	1973	1977	1-	1-	0					
Marist	1997	1997	1-	0-	0					
Marshall	1978	1997	5-	1-	0					
MARYLAND	1965	2002	36-	3-	0					
Memphis State	1977	1991	43-	15-	0					
Mercer	1948	2002	57-	8-	0					
Mercer-Atlanta	1974	1982	9-	0-	0					
MIAMI	1951	2002	118-	105-	3					
Michigan	1959	1995	7-	1-	0					
Michigan State	1957	2001	12-	6-	0					
Middle Georgia	1948	1948	2-	0-	0					



RECORD Book

Millsaps	1949	1949	1-	0-	0	Union	1970	1970	5-	0-	0
Minnesota	1981	1996	14-	0-	0	Valdosta State	1963	1988	22-	4-	1
Mississippi	1949	1995	7-	1-	0	Valparaiso	1982	1982	1-	0-	0
Mississippi College	1948	1951	13-	4-	0	Vanderbilt	1972	1972	2-	1-	0
Mississippi State	1964	1992	7-	4-	0	VIRGINIA	1972	2002	31-	8-	0
Missouri-Rolla	1980	1980	2-	0-	0	Va Commonwealth	1988	1988	1-	0-	0
Monmouth	1980	1980	1-	0-	0	VA MILITARY INSTITUTE	1990	1992	6-	0-	0
Morehead State	1978	1978	3-	0-	0	Virginia Tech	1967	1991	19-	4-	0
Navy	1960	1960	3-	4-	0	WAKE FOREST	1962	2002	50-	15-	0
New Orleans	1980	1991	3-	3-	0	Washington State	1988	1988	1-	0-	0
New York University	1970	1970	2-	0-	0	Western Carolina	1992	2002	4-	1-	0
Nevada-Las Vegas	1977	1984	4-	8-	0	Western Kentucky	1978	2001	14-	1-	0
Niagara	1974	1976	7-	0-	0	Western Michigan	1959	1974	6-	8-	0
NORTH CAROLINA	1956	2002	44-	14-	0	West Florida	1981	1984	5-	0-	0
UNC-Charlotte	1987	1987	2-	0-	0	West Virginia	1956	1962	3-	2-	0
NC STATE	1962	2002	33-	14-	0	Wichita State	1989	1996	2-	4-	0
UNC-Asheville	1994	1997	9-	0-	0	William & Mary	1967	1967	1-	0-	0
UNC-Wilmington	1974	1974	3-	0-	0	Wingate	1980	1983	6-	0-	0
Northeast Louisiana	1964	1964	1-	0-	0	Winthrop	1993	1995	3-	1-	0
Northeastern Illinois	1996	1996	1-	0-	0	Wisconsin	1955	1958	8-	1-	0
Northern Illinois	1971	1971	1-	0-	0	Wright State	1979	1980	3-	1-	0
Northern Iowa	1991	2001	7-	0-	0	Yale	1957	1957	2-	0-	0
Northern Kentucky	1980	1980	1-	0-	0						
North Central	1977	1977	3-	0-	0						
Notre Dame	1956	2002	5-	4-	0						
Oakland	1978	1979	4-	0-	0						
Oglethorpe	1949	1949	0-	1-	0						
Ohio	1970	1974	1-	1-	0						
Ohio State	1960	1998	5-	3-	0						
Oklahoma	1982	1998	2-	1-	0						
Oklahoma State	1986	1986	1-	0-	0						
Old Dominion	1995	1995	1-	0-	0						
Olivet	1977	1977	2-	0-	0						
Otterbein	1976	1982	7-	0-	0						
Parsons	1967	1967	0-	2-	0						
Penn State	1957	1969	7-	2-	0						
Pittsburgh	1983	2002	19-	0-	0						
Providence	1999	1999	1-	0-	0						
Purdue	1993	1993	0-	1-	0						
Rice	1988	1989	2-	1-	0						
Richmond	1972	1992	20-	0-	0						
Rider College	1970	1989	3-	0-	0						
Ripon	1981	1981	2-	0-	0						
Rollins	1948	1973	11-	11-	0						
Rose Hulman	1978	1978	4-	0-	0						
Rutgers	1966	1966	1-	0-	0						
Samford	1985	1989	16-	1-	0						
Santa Clara	1962	1962	1-	1-	0						
Savannah	1948	1948	1-	1-	0						
SIENA	2000	2002	3-	0-	0						
Seton Hall	1975	1975	0-	1-	0						
South Alabama	1969	2002	32-	24-	1						
South Carolina	1969	1991	18-	10-	0						
South Florida	1969	2002	63-	15-	1						
SE Louisiana	1953	1953	1-	1-	0						
SE Missouri State	1982	1994	3-	0-	0						
Southern	1982	1982	2-	0-	0						
Southern Cal	1963	2000	2-	6-	0						
Southern Illinois	1968	1970	6-	1-	0						
Southern Mississippi	1982	1991	37-	12-	0						
SW Louisiana	1976	1998	6-	0-	0						
Springfield	1967	1968	4-	0-	0						
Springhill	1966	1966	4-	0-	0						
St. Bonaventure	1997	1997	1-	0-	0						
St. Francis (Ill.)	1979	1979	3-	1-	0						
ST. JOSEPH'S	1972	2001	9-	0-	0						
St. Leo	1969	1998	28-	4-	0						
St. Louis	1965	1981	1-	1-	0						
St. Xavier	1982	1983	2-	0-	0						
STANFORD	1992	2002	7-	7-	0						
Stetson	1949	2002	33-	20-	0						
Tampa	1949	1984	24-	4-	1						
Tennessee	1951	1998	4-	4-	0						
Tennessee-Martin	1979	1979	2-	0-	0						
Tennessee Tech	1983	1984	3-	0-	0						
Texas	1965	2000	3-	2-	0						
Texas A&M	1986	1998	3-	1-	0						
Troy State	1948	1995	14-	2-	0						
Tulane	1967	1991	38-	18-	1						
Union	1970	1970	5-	0-	0						
Valdosta State	1963	1988	22-	4-	1						
Valparaiso	1982	1982	1-	0-	0						
Vanderbilt	1972	1972	2-	1-	0						
VIRGINIA	1972	2002	31-	8-	0						
Va Commonwealth	1988	1988	1-	0-	0						
VA MILITARY INSTITUTE	1990	1992	6-	0-	0						
Virginia Tech	1967	1991	19-	4-	0						
WAKE FOREST	1962	2002	50-	15-	0						
Washington State	1988	1988	1-	0-	0						
Western Carolina	1992	2002	4-	1-	0						
Western Kentucky	1978	2001	14-	1-	0						
Western Michigan	1959	1974	6-	8-	0						
West Florida	1981	1984	5-	0-	0						
West Virginia	1956	1962	3-	2-	0						
Wichita State	1989	1996	2-	4-	0						
William & Mary	1967	1967	1-	0-	0						
Wingate	1980	1983	6-	0-	0						
Winthrop	1993	1995	3-	1-	0						
Wisconsin	1955	1958	8-	1-	0						
Wright State	1979	1980	3-	1-	0						
Yale	1957	1957	2-	0-	0						

*Formerly Baptist College

*2003 Opponents in Bold CAPS

OTHER AMATEUR TEAMS

Camp LeJeune	1949	1954	3-	1-	0
Jacksonville Navy	1953	1954	2-	2-	0
Pensacola Navy	1965	1965	3-	0-	0
Valdosta Red Sox	1968	1968	4-	0-	0

PROFESSIONAL EXHIBITIONS

Birmingham (AA)	1968	1968	0-	3-	0
Knoxville (A)	1958	1958	1-	0-	0
Pittsfield (AA)	1968	1968	0-	3-	0
Tallahassee Citizens	1951	1951	1-	0-	0
Tallahassee Rebels	1954	1954	1-	1-	0
Pawtucket (AAA)	1970	1970	0-	1-	0
Baltimore (AL)	1970	1970	0-	1-	0
New York (AL)	1978	1985	1-	1-	0
Atlanta (NL)	1981	1982	1-	1-	0
Kansas City (AL)	1988	1988			Rain
Florida (NL)	1994	1994	0-	1-	0
Tampa Bay (AL)	1998	1998	0-	1-	0
Florida Marlins (NL)	2001	2001	0-	1-	0

AGAINST THE ACC

Clemson	51-	40-	1	.560
Duke	49-	15-	0	.766
Georgia Tech	52-	23-	0	.693
Maryland	36-	3-	0	.923
North Carolina	44-	15-	0	.746
NC State	34-	13-	0	.723
Virginia	31-	8-	0	.795
Wake Forest	52-	15-	0	.776
RECORD AGAINST THE ACC	349-	132-	1	.727

AGAINST STATE SCHOOLS

Biscayne (St. Thomas)	4-	0-	0	1.000
Bethune-Cookman	2-	0-	0	1.000
Central Florida	17-	3-	0	.850
Flagler	4-	1-	0	.800
Florida	105-	83-	0	.559
Florida Atlantic	6-	1-	0	.857
Florida A&M	13-	0-	0	1.000
Florida International	13-	5-	0	.722
Florida Southern	29-	13-	1	.686
Jacksonville	91-	30-	0	.752
Miami	121-	103-	3	.540
Rollins	11-	11-	0	.500
South Florida	63-	15-	0	.808
St. Leo	28-	4-	0	.875
Stetson	34-	20-	0	.630
Tampa	24-	4-	1	.845
West Florida	5-	0-	0	1.000
RECORD AGAINST THE STATE	568-	293-	5	.659



YEAR-BY-YEAR VS. ACC OPPONENTS*

*Includes Florida and Miami

Clemson (51-40-1)

1958 — L 5-8
 1959 — L 2-24, L 0-5
 1962 — W 14-8, L 11-14
 1963 — W 10-7, L 7-12, W 12-3
 1964 — W 8-5, L 5-8, W 12-6
 1965 — L 8-9, W 13-11, W 16-3
 1966 — W 11-5, W 4-3, L 3-4
 1967 — W 5-3, L 4-6
 1969 — W 6-2, W 3-1
 1971 — L 0-11, L 7-12, L 2-3
 1972 — W 11-7, W 6-3, W 20-3
 1973 — L 1-2, W 2-1, W 9-1
 1974 — W 6-3, L 5-7, W 5-3
 1981 — W 9-8, W 11-7
 1982 — W 8-1, W 7-6
 1983 — W 5-4, T 3-3
 1984 — L 0-13, L 3-13
 1989 — W 8-1
 1992 — L 4-10, L 0-12, L 0-14, L 2-5, L 0-11
 1993 — L 6-7, W 4-3, L 1-5, L 1-6, W 7-5
 1994 — L 2-5, L 5-9, W 8-3, W 10-4, L 1-4
 1995 — W 5-2, W 7-2, W 9-8, L 0-11, W 12-2, W 8-2
 1996 — L 0-3, L 1-2, L 0-2, W 2-1
 1997 — L 7-10, W 20-5, W 11-10, W 8-4, W 10-0
 1998 — L 1-2, L 4-5, W 7-2
 1999 — W 8-0, L 4-8, W 5-3, L 7-8
 2000 — L 7-8, L 4-5, L 4-7, L 4-8
 2001 — W 7-4, W 7-6, W 6-1, W 5-4
 2002 — W 9-3, W 12-3, W 9-3, W 9-4, W 4-1

Duke (49-15)

1954 — L 4-8, L 2-6
 1956 — W 2-1, L 2-4, L 6-7
 1957 — W 2-0, L 1-8, W 3-2, W 6-8, W 4-1
 1959 — L 3-6, W 5-1
 1961 — W 10-6, W 4-0, W 7-5, W 8-2, L 2-7
 1962 — W 3-1, L 4-5
 1963 — W 6-0
 1964 — W 10-4
 1965 — W 11-1, W 9-4, W 11-2
 1991 — W 8-5, W 10-4, W 9-3
 1992 — W 13-1, L 4-5, W 1-0
 1993 — L 0-3, W 8-5, W 3-1
 1994 — L 1-4, W 11-7, L 4-5
 1995 — L 5-14, W 9-5, W 6-2
 1996 — W 6-2, W 14-4, W 9-7, W 7-3
 1997 — W 7-3, W 8-3, L 3-4, W 4-2, W 12-2

1998 — W 6-5, W 9-4, W 10-9
 1999 — W 11-3, W 9-1, W 7-0
 2000 — W 17-0, W 8-3, W 9-6
 2001 — W 12-3, W 12-4, L 7-8
 2002 — W 18-4, W 18-5, W 13-3, W 10-7

Florida (105-83)

1956 — L 5-7
 1957 — L 2-13, W 4-1
 1958 — L 7-8, L 1-8, L 1-2
 1959 — L 3-6, L 7-9, W 8-7
 1960 — W 8-4, W 13-11
 1961 — L 2-3, W 8-5
 1962 — L 5-9, W 6-2, L 0-1, W 3-1
 1963 — L 1-3, L 3-6, W 6-2, W 5-1, L 1-3
 1964 — L 2-6, W 4-3, L 1-2, L 1-2, W 5-4
 1965 — L 6-8, W 3-2, W 5-4, L 10-11
 1966 — W 16-4, L 0-4, W 1-0, W 4-0
 1967 — W 7-5, L 2-5, W 6-3, L 1-2, L 1-3
 1968 — L 2-3, L 2-3, W 1-0, W 5-0, W 5-0
 1969 — W 3-1, L 4-9, L 0-8, L 1-3, W 3-13
 1970 — L 1-3, L 4-5, L 3-4, W 1-0, W 9-4
 1971 — W 7-2, W 2-0, L 3-4, L 1-4, W 7-0
 1972 — L 1-3, L 1-3, W 8-1, W 4-2, W 9-4
 1973 — W 3-0, W 9-5, W 8-7, L 0-4, W 8-0
 1974 — L 2-6, W 4-3, L 4-5, W 4-3
 1975 — W 14-0, W 6-4, W 9-5, L 5-8, W 8-7
 1976 — W 8-2, W 3-1, W 8-5, W 11-3
 1977 — L 3-8, L 1-2, L 3-7, W 8-7
 1978 — W 5-1, W 9-8, W 12-7, W 7-1, L 4-5
 1979 — W 4-3, L 3-16, W 20-7, L 5-9
 1980 — L 6-21, W 2-1, W 15-2
 1981 — W 3-1, L 5-17, W 14-10, L 9-12, W 5-1, L 4-5
 1982 — W 17-16, W 8-1, L 6-9, W 7-6
 1983 — L 2-6, L 14-16, L 5-7, W 9-3
 1984 — L 3-8, L 3-11, W 11-9, L 7-8, W 7-4
 1985 — L 2-3, L 1-6, W 12-10, L 3-6
 1986 — W 10-6, W 10-7, W 7-6, W 8-0
 1987 — W 12-6, W 14-11, L 5-10, L 5-7
 1988 — W 7-2, L 5-8, L 3-9
 1989 — L 1-5, L 5-6, L 0-5, W 7-5
 1990 — W 5-1, W 3-2, W 5-3, W 7-6
 1991 — W 8-3, W 5-3, W 4-2, L 3-4, L 0-5
 1992 — W 2-1, W 4-0, L 1-3, W 4-1
 1993 — W 2-0, W 9-3, W 4-2, W 8-4
 1994 — L 0-4, W 10-5, W 7-2, L 5-12
 1995 — W 6-3, W 2-1, W 7-0, L 3-9
 1996 — W 11-2, L 4-6, L 10-11, L 2-5, L 3-6
 1997 — L 2-3, W 10-8, L 6-13, W 9-5
 1998 — L 1-3, W 9-7, L 5-10

1999 — L 5-6, W 12-3, L 2-4, W 8-4
 2000 — W 15-6, W 17-8, W 6-2, W 8-7
 2001 — W 19-6, L 5-6, L 2-3, W 13-11
 2002 — W 5-4, W 9-4

Georgia Tech (52-23)

1959 — W 16-9
 1962 — W 10-4, W 9-8, W 7-6
 1963 — W 10-5, L 4-5
 1964 — W 5-0, W 3-2, W 14-1
 1969 — W 2-1, L 5-8
 1972 — W 4-2, W 8-3
 1973 — L 0-1, L 2-3
 1975 — W 11-0, W 9-3
 1976 — W 18-6, L 3-4
 1978 — W 4-3, W 8-4
 1979 — W 5-2, W 11-4
 1984 — W 12-6, L 2-15
 1985 — W 19-0, W 13-3, W 9-1, L 3-8
 1986 — W 6-4, W 9-4
 1987 — W 7-5, W 10-8
 1988 — W 15-2, L 2-10
 1989 — W 14-1
 1992 — W 9-6, W 3-2, L 3-10
 1993 — L 3-10, W 17-3, W 5-1, W 5-2
 1994 — W 6-4, L 2-6, L 5-7, L 4-12
 1995 — L 4-5, L 9-11, W 14-9
 1996 — W 16-4, W 6-3, L 1-4
 1997 — W 10-9, W 11-6, L 11-12
 1998 — W 3-2, W 8-3, W 10-5
 1999 — L 2-3, W 18-4, W 4-2, W 7-3
 2000 — W 6-0, L 0-5, W 7-5, L 3-10
 2001 — L 8-9, W 6-2, L 2-12, L 5-6
 2002 — W 4-3, W 14-9, W 13-1, W 7-4

Maryland (36-3)


1965 — W 7-3
 1970 — W 6-2, W 4-3, W 10-1
 1992 — W 12-4, W 15-3, W 18-5
 1993 — W 10-4, L 2-5, W 13-5
 1994 — W 5-2, W 6-0, L 4-6, W 7-1
 1995 — W 9-1, W 7-1, W 1-0
 1996 — W 8-6, W 16-2, W 16-5
 1997 — W 16-3, W 27-2, W 13-3
 1998 — L 6-14, W 14-2, W 10-0
 1999 — W 9-3, W 13-4, W 26-2, W 4-1
 2000 — W 11-0, W 11-0, W 10-0
 2001 — W 8-1, W 11-5, W 13-1
 2002 — W 4-0, W 10-8, W 6-5





Miami (121-103-3)

- 1951 — L 2-11, W 13-4
- 1952 — W 3-1, W 7-0
- 1955 — W 4-3, L 4-5
- 1956 — W 13-5, W 2-0
- 1957 — W 15-3, W 21-3, W 15-3, L 1-2
- 1958 — W 18-0, L 7-12, W 9-2, W 6-1
- 1960 — W 6-3, W 10-6, W 16-3, W 9-5
- 1961 — W 2-0, W 14-6
- 1962 — L 4-6, W 9-8
- 1963 — W 2-1, L 1-4
- 1965 — W 7-4, W 9-4, T 9-9
- 1966 — L 1-6, W 10-2
- 1967 — W 9-4, W 6-5
- 1968 — W 4-1, W 7-5
- 1969 — W 6-2, W 5-0
- 1970 — W 10-1, W 8-3, W 11-4, W 6-2
- 1971 — W 5-4, L 4-5, W 7-5, L 4-7
- 1972 — W 7-4, L 4-5, L 3-4, W 4-3
- 1973 — L 1-5, W 7-6, W 8-2, L 1-10, W 4-1
- 1974 — L 2-3, L 3-4, W 2-1, W 7-4, L 3-17
- 1975 — W 3-0, L 0-2, W 10-7, W 8-0, W 5-2, W 1-0, W 6-5
- 1976 — W 5-1, L 1-6, L 7-9, W 20-4
- 1977 — W 14-10, L 4-10, L 10-12, L 3-12, L 2-10



- 1978 — L 2-7
- 1979 — L 3-4, L 3-5, W 9-2, W 3-2
- 1980 — L 0-10, L 3-4, W 9-8, L 6-10, W 7-5, L 5-7
- 1981 — L 3-4, L 8-10, L 4-19, L 2-3, W 5-4, L 3-4, L 6-14
- 1982 — L 5-6, W 5-3, W 9-3, L 5-11, W 9-2, T 7-7
- 1983 — L 0-9, L 2-4, W 6-5, W 4-3, W 5-0, L 5-10
- 1984 — L 4-10, L 0-7, L 5-14, W 7-6, W 3-2, L 3-4, W 5-4
- 1985 — W 5-2, L 4-15, L 5-6, L 2-3, W 13-5, L 5-8
- 1986 — W 6-1, L 3-4, W 8-3, L 10-11, W 14-6, L 5-7, W 7-2, W 4-3
- 1987 — W 14-3, L 6-11, L 10-11, L 3-4, W 6-4, W 8-6, W 5-2
- 1988 — L 3-8, W 20-8, T 5-5, W 6-5, L 7-9, W 6-3
- 1989 — W 3-0, L 1-8, W 11-3, L 2-11, L 2-8, W 8-4
- 1990 — W 7-3, L 5-8, L 3-8, L 3-7, W 6-2, W 8-4
- 1991 — W 5-2, W 12-4, W 8-5, W 3-2, W 4-1, L 6-8
- 1992 — L 6-10, L 3-6, L 5-6, L 3-7, L 4-5, W 3-2
- 1993 — W 7-0, W 8-1, W 6-2, W 1-0, L 3-4, L 13-14
- 1994 — W 6-3, L 2-5, L 1-2, W 6-1, L 0-8, W 7-2
- 1995 — W 9-1, L 5-6, W 3-2, W 9-6, W 10-1, L 2-3, L 2-4
- 1996 — W 13-2, L 2-13, W 15-1, L 2-6, L 8-9, L 4-7
- 1997 — L 5-9, L 5-8, W 8-7, L 1-9, L 6-7, W 7-3
- 1998 — L 4-9, L 2-8, L 6-9, L 1-7, W 11-5, W 5-4
- 1999 — W 8-2, L 3-4, L 7-8, L 7-8, L 4-9, L 8-9, L 5-6
- 2000 — W 14-13, W 12-2, W 5-4, L 3-7, L 3-7, W 14-3, W 9-2, L 5-7, W 6-1
- 2001 — W 10-9, L 4-5, L 1-7, L 5-7, L 6-9, L 4-7
- 2002 — W 13-3, L 2-5, W 9-7, W 6-4, W 9-3, W 17-11

North Carolina (44-15)

- 1956 — W 3-2
- 1959 — L 9-11
- 1961 — W 10-1
- 1962 — W 9-2
- 1964 — W 9-0, W 17-3
- 1965 — L 1-12
- 1966 — W 15-7, L 4-6, W 4-1, W 6-5, L 4-6
- 1967 — W 5-1, L 1-3, W 2-1
- 1970 — W 15-6, W 5-4, W 3-2
- 1985 — W 13-7, W 9-5, L 8-9
- 1989 — W 4-2
- 1990 — W 6-3
- 1992 — W 9-3, L 2-11, W 4-2, W 7-3
- 1993 — W 6-3, W 4-3
- 1994 — L 2-3, W 9-5
- 1995 — L 2-3, W 13-1, L 3-5, W 10-1
- 1996 — W 2-1, W 7-1, W 9-1
- 1997 — W 8-2, W 8-5, W 11-6
- 1998 — L 5-6, W 20-4, W 4-3, W 13-11
- 1999 — W 12-6, W 5-4, W 9-4
- 2000 — W 6-2, L 5-6, W 4-2, W 4-1
- 2001 — W 3-0, W 12-6, W 8-7
- 2002 — L 7-11, L 1-7, L 1-9



NC State (34-13)

- 1962 — W 12-3
- 1963 — L 7-8
- 1965 — L 2-7
- 1968 — W 15-12, L 1-4
- 1986 — W 10-6
- 1992 — W 4-0, W 12-1, L 4-6, W 1-0
- 1993 — L 0-8, W 5-1, L 1-4, L 1-5
- 1994 — W 3-2, W 2-1, W 8-7, L 5-6, W 7-4
- 1995 — W 6-0, W 6-5, W 12-3, W 12-6
- 1996 — W 5-4, W 5-4, W 5-4
- 1997 — W 6-3, L 9-10, L 5-9, W 5-3
- 1998 — W 9-0, W 13-6
- 1999 — W 14-4, W 2-1, W 13-1
- 2000 — L 4-5, W 8-2, W 6-5, W 8-6
- 2001 — W 8-7, L 2-4, W 12-3, W 11-5, L 4-8
- 2002 — W 9-3, W 10-4, W 12-11



Virginia (31-8)

- 1972 — W 8-6, W 14-7
- 1992 — W 4-3, W 13-7
- 1993 — W 10-5, W 11-0, W 8-1, W 11-2
- 1994 — L 0-1, W 8-6, W 13-1
- 1995 — W 12-7, L 1-2, W 6-0
- 1996 — W 6-0, L 7-9, W 6-3, L 2-3, W 8-2, L 1-12
- 1997 — W 8-2, L 4-6, W 20-2
- 1998 — W 5-4, W 11-2, W 9-6, W 4-1
- 1999 — W 10-3, W 2-1, W 11-3
- 2000 — W 9-6, L 1-2, W 10-4
- 2001 — W 9-2, W 16-1, W 2-1
- 2002 — L 10-11, W 8-3, W 14-4



Wake Forest (52-15)

- 1962 — W 10-8, W 3-2
- 1963 — L 5-7, W 12-4, L 5-6, W 11-5
- 1964 — L 4-7, W 9-2
- 1965 — W 8-1, W 5-3, W 11-4
- 1966 — W 14-12, L 3-4
- 1967 — W 5-1, W 3-2, L 0-1
- 1968 — W 3-0, W 7-4
- 1969 — W 9-4, W 16-6, W 16-14, W 10-1
- 1983 — W 6-5, W 4-3, W 5-0
- 1992 — W 9-3, W 9-4, W 11-1, W 6-1
- 1993 — L 1-4, W 6-0, L 2-7
- 1994 — W 12-2, W 15-4, W 17-4, W 18-3
- 1995 — W 4-0, L 3-4, W 10-1
- 1996 — W 11-7, W 9-6, W 12-3, W 8-4
- 1997 — W 15-8, W 11-3, W 10-0
- 1998 — W 12-11, W 10-4, W 9-6, W 14-1, L 1-2, L 3-6
- 1999 — W 7-4, W 16-3, W 4-3, L 0-4
- 2000 — L 1-7, L 4-7, W 12-4
- 2001 — W 12-3, W 6-5, W 6-5, W 15-2
- 2002 — L 3-5, W 18-10, L 5-7, W 5-2



RESULTS

ALL-TIME

1948 9-8

Mar. 29	Mississippi College	W	6	0
Mar. 31	Mississippi College	L	3	13
Apr. 4	Rollins	L	5	20
Apr. 2	Rollins	L	5	8
Apr. 3	at Mississippi College	W	6	5
Apr. 4	at Mississippi College	L	6	7
Apr. 22	at Mercer	W	14	12
Apr. 23	at Middle Georgia	W	5	4
Apr. 24	at Georgia-Savannah	L	4	9
Apr. 25	at Troy State	L	2	3
Apr. 26	at Georgia Teachers	W	5	2
Apr. 27	at Georgia Teachers	W	12	8
May 14	Middle Georgia	W	7	6
May 15	Georgia-Savannah	W	8	3
May 21	at Rollins	L	5	8
May 22	at Rollins	L	2	8
May 24	Troy State	W	6	5

1949 11-8

Mar. 30	Mississippi	W	7	3
Mar. 31	Mississippi	W	6	5
Apr. 1	Mercer	L	3	8
Apr. 2	Oglethorpe	L	5	7
Apr. 8	at Mississippi College	W	18	13
Apr. 9	at Millsaps	W	10	8
Apr. 15	Florida Southern	L	3	5
Apr. 16	Florida Southern	L	8	10
Apr. 18	Mississippi College	W	5	4
Apr. 19	Mississippi College	W	11	6
Apr. 22	at Stetson	W	10	1
Apr. 23	at Stetson	L	8	9
Apr. 29	Tampa	W	8	7
Apr. 30	Tampa	W	7	4
May 7	at Mercer	W	6	1
May 13	Stetson	L	2	4
May 14	Stetson	W	4	2
May 20	at Florida Southern	L	1	3
May 21	at Florida Southern	L	1	3

1950 13-7

Mar. 27	Mississippi College	W	11	6
Mar. 28	Mississippi College	W	13	4
Mar. 31	Rollins	L	2	14
Apr. 1	Rollins	L	4	6
Apr. 7	Florida Southern	L	2	4
Apr. 8	Florida Southern	W	10	6
Apr. 10	Bradley	W	3	2
Apr. 11	Bradley	L	1	10
Apr. 18	Stetson	L	0	5
Apr. 19	Stetson	W	8	6
Apr. 21	Tampa	W	7	6
Apr. 22	Tampa	W	12	3
Apr. 28	Mercer	W	3	1
Apr. 29	Mercer	W	12	4
May 1	Tampa	W	10	1
May 2	Tampa	L	7	9
May 5	at Mercer	L	6	10
May 6	at Mercer	W	11	7
May 8	Stetson	W	15	10
May 9	Stetson	W	9	4

1951 13-6

Mar. 14	Tennessee	W	10	9
Mar. 21	Georgia	W	9	4
Mar. 23	at Miami	L	2	11
Mar. 24	at Miami	W	13	4
Mar. 26	at Florida Southern	W	15	6
Mar. 27	at Florida Southern	W	13	3
Apr. 2	Mississippi College	W	22	9
Apr. 3	Mississippi College	W	6	2
Apr. 5	at Rollins	W	9	3
Apr. 6	at Rollins	W	9	0
Apr. 20	at Stetson	L	0	3
Apr. 21	at Stetson	L	2	3
Apr. 27	at Georgia	W	8	6
Apr. 28	at Georgia	L	0	2
May 2	Florida Southern	W	6	5
May 11	at Mississippi College	W	10	4
May 12	at Mississippi College	L	7	8
May 18	Stetson	W	8	2
May 19	Stetson	L	5	7

1952 17-4

Mar. 17	Kenyon	W	21	1
Mar. 18	Kenyon	W	11	2

Mar. 21	Georgia	L	3	8
Mar. 22	Georgia	W	8	3
Mar. 27	Amherst	W	4	2
Mar. 28	Loyola	W	1	0
Mar. 29	Loyola	W	7	0
Apr. 4	Miami	W	3	1
Apr. 5	Miami	W	7	0
Apr. 11	at Stetson	L	2	7
Apr. 12	at Stetson	W	11	10
Apr. 14	Tampa	W	7	4
Apr. 15	Tampa	L	0	4
Apr. 18	Tampa	W	16	11
Apr. 19	Tampa	W	13	3
Apr. 25	Florida Southern	W	9	3
Apr. 26	Florida Southern	W	5	0
Apr. 28	Florida Southern	W	22	11
May 10	Rollins	W	2	1
May 11	Rollins	L	2	9
May 14	Stetson	W	4	2

1953 13-10-1

Mar. 20	Georgia Teachers	W	14	6
Mar. 21	Georgia Teachers	W	15	4
Mar. 24	Georgia	L	0	3
Mar. 25	Jacksonville Teachers	W	8	4
Mar. 27	SE Louisiana	L	1	6
Mar. 28	SE Louisiana	W	5	4
Mar. 30	Amherst	W	5	0
Mar. 31	Amherst	W	4	3
Apr. 3	at Rollins	L	0	4
Apr. 4	at Rollins	L	2	4
Apr. 6	at Tampa	T	8	8
Apr. 7	at Tampa	L	1	4
Apr. 10	at Stetson	W	14	7
Apr. 11	at Stetson	W	8	2
Apr. 13	Cincinnati	W	14	1
Apr. 14	Jacksonville Navy	W	4	2
Apr. 15	Jacksonville Navy	L	4	7
Apr. 24	at Georgia Teachers	L	2	6
Apr. 25	at Georgia Teachers	W	15	6
Apr. 26	at Georgia	L	6	12
Apr. 28	Stetson	L	0	1
Apr. 29	Stetson	W	9	6
May 1	at Florida Southern	L	2	7
May 2	at Florida Southern	W	15	4

1954 13-8

Mar. 12	at Jacksonville Navy	L	1	2
Mar. 13	at Jacksonville Navy	W	7	4
Mar. 18	Georgia	W	8	7
Mar. 20	Tennessee	W	7	4
Mar. 20	Auburn	L	2	7
Mar. 23	Davidson	W	7	1
Mar. 24	Jacksonville State	W	24	0
Mar. 29	Amherst	W	11	3
Mar. 30	Amherst	W	10	6
Apr. 1	Duke	L	4	8
Apr. 2	Duke	L	2	6
Apr. 5	at Georgia	L	7	8
Apr. 12	Stetson	W	4	3
Apr. 13	Stetson	L	4	8
Apr. 15	Georgia Teachers	W	7	4
Apr. 24	at Stetson	L	3	7
Apr. 24	at Stetson	L	0	7
Apr. 30	Tampa	W	13	1
May 1	Tampa	W	7	2
May 7	Florida Southern	W	10	1
May 8	Florida Southern	W	16	1

1955 17-6-1

Mar. 11	at Florida Southern	W	4	1
---------	---------------------	---	---	---

Mar. 12	at Florida southern	W	15	0
Mar. 18	Furman	W	17	3
Mar. 19	Furman	W	6	3
Mar. 20	Louisiana State	W	5	3
Mar. 21	Georgia	W	9	2
Mar. 22	Georgia	L	6	7
Mar. 23	Amherst	W	10	1
Mar. 24	Amherst	L	7	9
Mar. 28	Mississippi College	T	0	0
Apr. 4	Stetson	L	7	8
Apr. 5	Stetson	W	16	2
Apr. 8	Wisconsin	W	3	2
Apr. 9	Wisconsin	W	7	2
Apr. 12	at Rollins	W	7	2
Apr. 13	at Rollins	L	3	9
Apr. 15	at Miami	W	4	3
Apr. 16	at Miami	L	4	5
Apr. 29	at Georgia Teachers	W	10	3
Apr. 30	at Georgia Teachers	W	12	2
May 2	at Georgia	W	14	5
May 3	at Georgia	L	3	17
May 6	at Stetson	W	6	4
May 7	at Stetson	W	14	5

1956 25-7

NCAA DISTRICT 3 PLAYOFFS

Mar. 16	Furman	W	6	1
Mar. 17	Furman	W	20	0
Mar. 19	Georgia Teachers	W	6	5
Mar. 20	Georgia Teachers	W	10	5
Mar. 23	Florida Southern	W	9	2
Mar. 24	Florida Southern	W	8	5
Mar. 26	Indiana	W	11	6
Mar. 27	Indiana	W	14	10
Mar. 29	North Carolina	W	3	2
Mar. 30	Wisconsin	W	5	3
Mar. 31	Notre Dame	W	12	5
Apr. 2	West Virginia	L	12	13
Apr. 3	Illinois	W	13	10
Apr. 4	Wisconsin	W	4	3
Apr. 5	Illinois	W	12	0
Apr. 6	Wisconsin	L	3	10
Apr. 7	Wisconsin	W	1	0
Apr. 9	at Florida	L	5	7
Apr. 16	Cincinnati	W	8	2
Apr. 20	Stetson	W	8	1
Apr. 21	Stetson	W	23	2
Apr. 23	Georgia	L	0	2
Apr. 27	Miami	W	13	5
Apr. 28	Miami	W	2	0
May 5	Georgia Teachers	W	5	3
May 7	Georgia	W	9	8
May 8	Georgia	W	6	2
May 11	Rollins	L	7	9
May 12	Rollins	W	9	0
June 1*	Duke	W	2	1
June 2*	Duke	L	2	4
June 2*	Duke	L	6	7

1957 22-9

COLLEGE WORLD SERIES

Mar. 19	Auburn	W	8	2
Mar. 20	Auburn	W	10	5
Mar. 21	Stetson	W	15	0
Mar. 22	Stetson	L	2	3
Mar. 25	Michigan State	L	3	8
Mar. 26	Yale	W	7	0
Mar. 27	Duke	W	2	0
Mar. 28	Michigan State	W	7	4
Mar. 29	Yale	W	11	8
Mar. 30	Duke	L	1	8



RECORD Book

Apr. 2	Ithaca	W	7	6
Apr. 3	Ithaca	W	21	4
Apr. 5	Florida	L	2	13
Apr. 6	Florida	W	4	1
Apr. 16	Miami	W	15	3
Apr. 17	Miami	W	21	3
Apr. 19	at Georgia Teachers	W	13	2
Apr. 20	at Georgia Teachers	W	8	3
Apr. 22	at Auburn	L	9	10
Apr. 23	at Auburn	W	10	4
Apr. 26	at Florida Southern	W	4	0
Apr. 27	at Florida Southern	W	10	2
Apr. 29	at Miami	W	15	3
Apr. 30	at Miami	L	1	2
May 2	at Rollins	W	5	0
May 31*	Georgia Teachers	W	5	3
June 1*	Duke	W	3	2
June 2*	Duke	L	6	8
June 3*	Duke	W	4	1
June 8**	Penn State	L	0	7
June 9**	Connecticut	L	3	5

195820-7 NCAA DISTRICT 3 PLAYOFFS

Mar. 20	Auburn	L	3	4
Mar. 20	Auburn	L	7	10
Apr. 4	Wisconsin	W	12	4
Apr. 5	Notre Dame	W	5	2
Apr. 5	West Virginia	W	14	7
Apr. 7	Wisconsin	W	7	3
Apr. 8	Notre Dame	W	3	2
Apr. 10	Wisconsin	W	3	1
Apr. 11	at Florida	L	7	8
Apr. 12	at Florida	L	1	8
Apr. 18	Miami	W	18	0
Apr. 19	Miami	L	7	12
Apr. 25	at Auburn	W	5	1
Apr. 26	at Auburn	W	4	2
Apr. 28	Florida Southern	W	5	0
Apr. 29	Florida Southern	W	11	1
May 2	at Stetson	W	4	2
May 3	at Stetson	W	9	1
May 5	at Miami	W	9	2
May 6	at Miami	W	6	1
May 9	Rollins	W	7	1
May 10	Rollins	W	7	6
May 16	Georgia Teachers	W	15	10
May 17	Georgia Teachers	W	17	3
June 5*	George Washington	W	3	1
June 7*	Florida	L	1	2
June 7*	Clemson	L	5	8

195922-11 NCAA DISTRICT 3 PLAYOFFS

Mar. 13	Camp LeJeune	W	14	4
Mar. 14	Camp LeJeune	W	11	3
Mar. 14	Camp LeJeune	W	10	8
Mar. 17	Auburn	W	8	4
Mar. 17	Auburn	W	11	3
Mar. 18	Georgia	L	1	4
Mar. 19	Georgia	W	16	4
Mar. 23	Stetson	W	17	0
Mar. 24	Stetson	W	21	12
Mar. 26	North Carolina	L	9	11
Mar. 27	Illinois	W	16	9
Mar. 28	Florida	W	8	7
Mar. 30	Michigan State	W	5	2
Mar. 30	Duke	L	3	6
Mar. 31	Western Michigan	L	2	3
Apr. 2	Duke	W	5	1
Apr. 3	Western Michigan	W	2	0
Apr. 3	Michigan	W	11	0
Apr. 4	Michigan State	L	2	8
Apr. 10	Florida	L	3	6
Apr. 11	Florida	L	7	9
Apr. 17	Florida Southern	L	1	2
Apr. 25	Georgia Teachers	W	7	1
Apr. 27	Tampa	W	19	1
May 9	at Georgia Teachers	L	4	5
May 11	at Georgia	W	8	2
May 12	at Georgia	W	4	2
May 13	at Auburn	W	4	3
May 14	at Auburn	W	8	6
June 4*	George Washington	W	3	2
June 5*	Clemson	L	2	24
June 5*	Georgia Tech	W	16	9
June 6*	Clemson	L	0	5

196013-9

Mar. 14	at Miami	W	6	3
Mar. 15	at Miami	W	10	6
Mar. 18	Georgia	W	10	1
Mar. 19	Ohio State	L	7	13
Mar. 21	Auburn	L	4	10
Mar. 22	Auburn	W	22	8
Mar. 23	Auburn	W	11	4
Mar. 26	Jacksonville	W	8	4
Mar. 31	at Georgia	W	9	2
Apr. 1	at Georgia	L	8	11
Apr. 18	Mississippi College	W	4	2
Apr. 19	Mississippi College	L	2	4
Apr. 20	Florida Southern	L	4	11
Apr. 21	Florida Southern	L	3	5
Apr. 25	Georgia Southern	W	12	5
Apr. 26	Georgia Southern	L	3	10
May 6	at Auburn	L	3	4
May 7	at Auburn	L	5	6
May 9	at Florida	W	8	4
May 10	at Florida	W	13	11
May 13	Miami	W	16	3
May 14	Miami	W	9	5

196121-7 NCAA DISTRICT 3 PLAYOFFS

Mar. 15	Georgia	W	9	8
Mar. 16	Georgia	W	11	3
Mar. 20	Auburn	W	10	1
Mar. 21	Auburn	W	10	9
Mar. 21	Auburn	L	5	15
Mar. 24	Jacksonville	W	9	8
Mar. 25	Jacksonville	L	3	6
Mar. 27	Duke	W	10	6
Mar. 28	Duke	W	4	0
Mar. 29	Duke	W	7	5
Mar. 30	Duke	W	8	2
Apr. 1	North Carolina	W	10	1
Apr. 3	Florida	L	2	3
Apr. 4	Florida	W	8	5
Apr. 4	Western Michigan	L	2	10
Apr. 5	Western Michigan	W	7	6
Apr. 8	at Georgia Southern	W	6	4
Apr. 8	at Georgia Southern	W	9	1
Apr. 14	at Florida Southern	W	5	4
Apr. 15	at Florida Southern	W	13	2
Apr. 17	at Miami	W	2	0
Apr. 18	at Miami	W	14	6
Apr. 21	at Georgia	W	5	3
Apr. 22	at Georgia	L	9	10
May 8	Georgia Southern	W	17	8
June 1*	West Virginia	W	3	1
June 1*	Duke	L	2	7
June 2*	West Virginia	L	3	4

196223-14 COLLEGE WORLD SERIES COLLEGIATE BASEBALL - 4TH

Mar. 14	Georgia	W	13	3
Mar. 15	Georgia	W	6	3
Mar. 16	Auburn	L	7	12
Mar. 17	Auburn	L	2	10
Mar. 19	Georgia Tech	W	10	4
Mar. 20	Georgia Tech	W	9	8
Mar. 21	Georgia Tech	W	7	6
Mar. 23	Jacksonville	W	8	2
Mar. 30	Clemson	W	14	8
Apr. 2	Furman	L	2	7
Apr. 3	Furman	W	21	9
Apr. 9	Auburn	L	6	7
Apr. 10	Auburn	L	3	5
Apr. 16	Miami	L	4	6
Apr. 17	Miami	W	9	8
Apr. 19	Clemson	L	11	14
Apr. 20	at Duke	W	3	1
Apr. 21	at Duke	L	4	5
Apr. 22	East Carolina	L	2	19
Apr. 23	North Carolina	W	9	2
Apr. 24	North Carolina State	W	12	3
May 1	Georgia Southern	W	5	1
May 2	Georgia Southern	W	9	7
May 3	Florida Southern	L	12	11
May 4	Georgia Southern	L	2	4
May 5	Georgia Southern	L	8	2
May 18	Florida	L	5	9
May 19	Florida	W	6	2

May 31*	Florida	L	0	1
June 1*	West Virginia	W	6	5
June 2*	Florida	W	3	1
June 4*	Wake Forest	W	10	8
June 4*	Wake Forest	W	3	2
June 11**	Santa Clara	W	5	1
June 12**	Ithaca	W	5	4
June 13**	Michigan	L	7	10
June 14**	Santa Clara	L	6	11

196327-13

COLLEGE WORLD SERIES COLLEGIATE BASEBALL - 6TH

Mar. 16	Auburn	W	2	1
Mar. 18	Auburn	W	8	3
Mar. 21	Clemson	W	10	7
Mar. 22	Clemson	L	7	12
Mar. 23	Clemson	W	12	3
Mar. 23	Navy	L	7	8
Mar. 25	at Auburn	W	5	1
Mar. 26	at Auburn	W	9	7
Mar. 29	Florida Southern	W	9	0
Mar. 30	Florida Southern	W	6	0
Apr. 1	at Miami	W	2	1
Apr. 2	at Miami	L	1	4
Apr. 5	Furman	W	13	3
Apr. 6	Furman	W	9	2
Apr. 9	Valdosta State	W	14	0
Apr. 10	Georgia Southern	W	10	8
Apr. 10	Georgia Southern	L	0	2
Apr. 22	North Carolina	W	5	2
Apr. 23	Wake Forest	L	5	7
Apr. 24	North Carolina State	L	7	8
Apr. 25	Duke	W	6	0
Apr. 26	East Carolina	W	6	1
May 3	at Florida	L	1	3
May 4	at Florida	L	3	6
May 5	Georgia Southern	W	10	6
May 6	Georgia Southern	W	7	0
May 7	Georgia Tech	W	10	5
May 8	Georgia Tech	L	4	5
May 17	at Georgia	W	9	5
May 18	at Georgia	W	4	3
May 24	Florida	W	6	2
May 25	Florida	W	5	1
May 25	Florida	L	1	3
May 30*	Auburn	W	4	3
May 31*	Wake Forest	W	12	4
June 1*	Wake Forest	L	5	6
June 1*	Wake Forest	W	11	5
June 10**	Western Michigan	W	5	2
June 11**	Arizona	L	3	4
June 12**	Southern California	L	3	4

196423-13

Mar. 16	Florida Southern	W	5	2
Mar. 17	Florida Southern	L	4	8
Mar. 18	Clemson	W	8	5
Mar. 19	Clemson	L	5	8
Mar. 21	Clemson	W	12	6
Mar. 21	Tennessee	W	15	7
Mar. 23	Georgia Tech	W	5	0
Mar. 24	Georgia Tech	W	3	2
Mar. 25	Northeast Louisiana	W	7	4
Mar. 26	North Carolina	W	9	0
Mar. 27	Mississippi State	W	7	1
Mar. 28	Amherst	W	5	0
Mar. 28	Duke	W	10	4
Mar. 30	North Carolina	W	17	3
Mar. 31	Wake Forest	L	4	6
Apr. 1	Michigan State	W	10	5
Apr. 2	Michigan State	W	7	6
Apr. 3	Wake Forest	L	4	7
Apr. 4	Wake Forest	W	9	2
Apr. 6	Auburn	L	3	5
Apr. 21	at Georgia Tech	W	14	1
Apr. 22	at Georgia	L	5	6
Apr. 23	at Georgia	W	18	11
Apr. 24	at Georgia Southern	L	6	8
Apr. 25	at Georgia Southern	W	6	1
Apr. 26	Auburn	L	2	4
Apr. 27	Auburn	L	5	19
Apr. 28	Georgia Southern	W	9	7
May 12	Georgia Southern	L	6	9
May 16	Jacksonville	W	7	4
May 16	Jacksonville	W	3	2
May 22	Florida	L	2	6



May 23	Florida	W	4	3
May 29	Florida	L	1	2
May 30	at Florida	L	1	2
May 30	at Florida	W	5	4

1965 32-11-1
COLLEGE WORLD SERIES
COLLEGIATE BASEBALL - 5TH

Mar. 21	Miami	W	7	4
Mar. 22	Miami	W	9	4
Mar. 23	Miami	T	9	9
Mar. 24	Florida Southern	W	4	3
Mar. 25	Kentucky	W	2	0
Mar. 26	Jacksonville	L	0	1
Mar. 29	Jacksonville	L	0	1
Mar. 29	Michigan State	W	11	8
Mar. 30	Duke	W	11	1
Mar. 31	Wake Forest	W	8	1
Apr. 1	Wake Forest	W	5	3
Apr. 2	Michigan State	L	2	4
Apr. 3	Duke	W	9	4
Apr. 3	Wake Forest	W	11	4
Apr. 5	Auburn	W	6	1
Apr. 6	Auburn	W	12	0
Apr. 9	at Georgia Southern	W	4	2
Apr. 10	at Georgia Southern	W	6	3
Apr. 22	at Duke	W	11	2
Apr. 23	at North Carolina State	L	2	7
Apr. 24	at North Carolina	L	1	12
Apr. 26	at Clemson	L	8	9
Apr. 27	at Clemson	W	13	11
Apr. 27	at Clemson	W	16	3
Apr. 28	Navy	W	10	1
Apr. 29	Pensacola Navy	W	12	2
May 7	Loyola	W	7	6
May 8	Loyola	W	18	14
May 10	Georgia Southern	W	10	4
May 11	Georgia Southern	W	6	2
May 13	Jacksonville	W	8	2
May 21	at Florida	L	6	8
May 22	at Florida	W	3	2
May 24	Pensacola Navy	W	10	2
May 27*	Mississippi State	L	3	6
May 27*	Maryland	W	7	3
May 28*	Mississippi State	W	6	2
May 29*	Furman	W	2	1
May 29*	Furman	W	7	5
June 2	Florida	W	5	4
June 3	Florida	L	10	11
June 7**	Ohio State	L	1	2
June 8**	Texas	W	3	2
June 9**	St. Louis	L	3	5

1966 39-13
NCAA DISTRICT 3 PLAYOFFS
COLLEGIATE BASEBALL - 9TH

Mar. 14	Kentucky	W	9	4
Mar. 15	Kentucky	W	19	3
Mar. 16	Kentucky	W	7	0
Mar. 17	Kentucky	W	20	1
Mar. 18	Tennessee	L	7	8
Mar. 19	Tennessee	W	8	6
Mar. 21	Mississippi State	W	24	2
Mar. 22	Auburn	W	6	3
Mar. 23	Mississippi	W	9	8
Mar. 24	Mississippi	W	9	4
Mar. 25	Mississippi	W	11	10
Mar. 26	Mississippi	W	5	3
Mar. 28	Michigan State	W	5	0
Mar. 29	Michigan State	L	6	7
Mar. 30	Wake Forest	W	14	12
Mar. 31	Michigan State	W	5	4
Apr. 1	Rutgers	W	18	10
Apr. 1	Wake Forest	L	3	4
Apr. 2	at Auburn	L	2	7
Apr. 4	at Auburn	L	2	6
Apr. 4	Spring Hill	W	18	3
Apr. 5	Spring Hill	W	13	6
Apr. 7	North Carolina	W	15	7
Apr. 8	North Carolina	L	4	6
Apr. 8	Miami	L	1	6
Apr. 9	North Carolina	W	4	1
Apr. 9	Miami	W	10	2
Apr. 10	Furman	W	15	2
Apr. 22	at Louisiana State	L	2	3
Apr. 23	at Louisiana State	L	0	1

Apr. 24	Loyola	W	3	0
Apr. 25	Loyola	W	5	0
Apr. 26	Spring Hill	W	3	2
Apr. 27	Spring Hill	W	14	2
Apr. 28	Georgia Southern	W	9	4
Apr. 29	Georgia Southern	W	9	1
May 6	at Florida	W	16	4
May 7	at Florida	L	0	1
May 9	Georgia Southern	W	10	0
May 10	Georgia Southern	W	10	9
May 13	Jacksonville	W	15	5
May 19	Jacksonville	W	3	1
May 20	Florida	W	1	0
May 21	Florida	W	4	0
May 23	Clemson	W	11	5
May 24	Clemson	W	4	3
May 25	Clemson	L	3	4
June 2*	Mississippi	L	3	4
June 3*	East Carolina	W	6	3
June 3*	Mississippi State	W	7	0
June 4*	North Carolina	W	6	5
June 4*	North Carolina	L	4	6



1967 30-14
NCAA DISTRICT 3 PLAYOFFS
COLLEGIATE BASEBALL - 13TH

Mar. 3	at Miami	W	9	4
Mar. 4	at Miami	W	6	5
Mar. 5	Tampa	W	14	0
Mar. 20	Auburn	L	7	12
Mar. 20	Georgia	L	1	2
Mar. 21	Springfield	W	3	1
Mar. 21	Auburn	W	1	0
Mar. 22	Springfield	W	6	5
Mar. 22	Virginia Tech	W	7	2
Mar. 23	Alabama	L	3	4
Mar. 24	Penn State	W	9	3
Mar. 25	Alabama	W	1	0
Mar. 27	Tulane	W	10	6
Mar. 28	Penn State	L	6	7
Mar. 28	Tulane	W	5	1
Mar. 29	William & Mary	W	5	4
Mar. 30	Wake Forest	W	5	1
Mar. 30	North Carolina	W	5	1
Mar. 31	North Carolina	L	1	3
Mar. 31	Wake Forest	W	3	2
Apr. 1	Wake Forest	L	0	1
Apr. 1	North Carolina	W	2	1
Apr. 5	Parsons	L	0	10
Apr. 6	Parsons	L	4	16
Apr. 10	at Auburn	L	2	5
Apr. 11	at Auburn	W	9	3
Apr. 21	at Tulane	W	8	5
Apr. 22	at Tulane	W	7	5
Apr. 23	at Loyola	W	5	1
Apr. 24	at Loyola	W	5	1
Apr. 28	at Georgia Southern	W	7	1
Apr. 29	at Georgia Southern	W	5	2
May 5	Georgia Southern	W	2	0
May 6	Georgia Southern	W	7	0
May 11	Jacksonville	W	7	0
May 16	at Jacksonville	W	8	1
May 19	Florida	W	7	5
May 20	Florida	L	2	5
May 26	at Florida	W	6	3
May 27	at Florida	L	1	2
May 28	at Florida	L	1	3
June 2*	Clemson	W	5	3
June 3*	Auburn	L	3	13
June 4*	Clemson	L	4	6

NOTE: Includes two forfeit wins over Tampa, May 9 & 10.

1968 35-6
NCAA DISTRICT 3 PLAYOFFS
COLLEGIATE BASEBALL - 12TH

Mar. 16	Valdosta Red Sox	W	7	0
---------	------------------	-------	---	---	---

Mar. 17	Valdosta Red Sox	W	11	3
Mar. 19	Georgia	W	2	0
Mar. 20	Georgia	L	2	3
Mar. 23	Penn State	W	10	8
Mar. 25	Springfield	W	10	9
Mar. 26	Penn State	W	7	2
Mar. 27	Springfield	W	18	0
Mar. 27	Wake Forest	W	3	0
Mar. 28	Wake Forest	W	7	4
Mar. 29	Southern Illinois	W	6	0
Mar. 30	Southern Illinois	W	8	4
Apr. 1	Southern Illinois	W	5	3
Apr. 8	Kentucky Wesleyan	W	15	1
Apr. 9	Kentucky Wesleyan	W	15	5
Apr. 12	Valdosta Red Sox	W	18	3
Apr. 13	Valdosta Red Sox	W	3	1
Apr. 19	Miami	W	4	1
Apr. 20	Miami	W	7	6
Apr. 22	Auburn	W	2	1
Apr. 23	Auburn	W	7	3
Apr. 26	Loyola	W	5	1
Apr. 27	Loyola	W	4	1
May 3	at Georgia Southern	W	12	6
May 4	at Georgia Southern	W	4	1
May 7	at Florida	L	2	3
May 8	at Florida	L	2	3
May 10	Georgia Southern	W	10	2
May 11	Georgia Southern	W	9	4
May 13	at Auburn	W	3	2
May 14	at Auburn	L	1	18
May 15	Jacksonville	W	4	0
May 16	Jacksonville	W	9	4
May 24	Florida	W	1	0
May 25	Florida	W	5	0
May 25	Florida	W	5	0
May 30*	East Carolina	L	1	2
May 31*	Alabama	W	6	1
June 1*	East Carolina	W	3	2
June 1*	North Carolina State	W	15	12
June 3*	North Carolina State	L	1	4



1969 39-12-1
COLLEGIATE BASEBALL - 10TH

Mar. 6	at Florida Southern	T	5	5
Mar. 7	at Miami	W	6	2
Mar. 8	at Miami	W	5	0
Mar. 9	at St. Leo	L	2	3
Mar. 14	Auburn	L	0	1
Mar. 15	Auburn	W	6	1
Mar. 16	Loyola	L	3	5
Mar. 17	Loyola	W	2	0
Mar. 18	Tulane	W	5	0
Mar. 19	Tulane	L	0	1
Mar. 25	Penn State	W	4	3
Mar. 26	Penn State	W	8	1
Mar. 27	Penn State	W	6	0
Mar. 28	Penn State	W	8	4
Mar. 28	Southern Illinois	L	0	1
Mar. 29	Southern Illinois	W	3	1
Mar. 29	Southern Illinois	W	5	4
Apr. 2	Belmont Abbey	W	10	9
Apr. 2	Wake Forest	W	9	4
Apr. 3	Belmont Abbey	W	8	4
Apr. 3	Wake Forest	W	16	6
Apr. 4	Wake Forest	W	16	14
Apr. 4	South Carolina	W	4	3
Apr. 5	Wake Forest	W	10	1
Apr. 7	Furman	W	8	2
Apr. 8	Furman	W	7	2
Apr. 9	Kentucky Wesleyan	W	18	1
Apr. 10	Kentucky Wesleyan	W	17	0
Apr. 11	South Florida	W	7	3
Apr. 12	South Florida	W	5	2
Apr. 13	Clemson	W	6	2
Apr. 14	Clemson	W	3	1
Apr. 21	at Georgia	W	5	0
Apr. 22	at Georgia	W	12	3



RECORD Book

Apr. 23	St. Leo	W	6	2
Apr. 28	Florida	W	3	1
Apr. 29	Florida	W	4	9
Apr. 30	Georgia Southern	L	2	3
May 1	Georgia Southern	W	9	5
May 3	Georgia Tech	W	2	1
May 3	Georgia Tech	L	5	8
May 7	at Jacksonville	W	7	5
May 8	at Jacksonville	L	2	4
May 9	Georgia Southern	W	8	1
May 10	Georgia Southern	L	3	4
May 17	South Alabama	W	5	4
May 17	South Alabama	W	4	0
May 19	at Auburn	L	4	7
May 20	at Auburn	W	6	3
May 23	at Florida	L	0	8
May 24	at Florida	L	1	3
May 24	at Florida	W	3	1

**Jun. 16	Ohio University	W	2	0
**Jun. 17	Texas	W	11	2
**Jun. 18	Southern California	L	1	2

FLORIDA STATE UNIVERSITY



BASEBALL
1971

1971 41-16
• COLLEGIATE
BASEBALL - 23RD

Mar. 2	Valdosta St.	W	13	1
Mar. 3	Union	W	5	0
Mar. 3	Union	W	14	0
Mar. 4	Union	W	7	6
Mar. 5	St. Leo	W	9	8
Mar. 6	St. Leo	W	7	6
Mar. 11	Lafayette	W	3	0
Mar. 12	Lafayette	W	1	0
Mar. 13	Lafayette	W	2	0
Mar. 20	at Miami	W	5	4
Mar. 21	at Miami	L	4	5
Mar. 22	vs. Ohio State	L	1	9
Mar. 23	vs. Michigan State	W	9	5
Mar. 24	at St. Leo	W	14	2
Mar. 25	Western Michigan	L	5	7
Mar. 26	Florida A&M	W	2	1
Mar. 27	Florida A&M	W	21	0
Mar. 28	Western Michigan	W	7	5
Mar. 28	Western Michigan	L	1	5
Mar. 28	Florida A&M	W	7	1
Mar. 31	Brown	L	0	2
Apr. 1	Brown	W	5	1
Apr. 1	Brown	W	3	1
Apr. 2	Brown	W	12	1
Apr. 3	Brown	W	4	1
Apr. 3	Brown	W	6	1
Apr. 6	at Jacksonville	L	4	13
Apr. 7	at Jacksonville	W	8	6
Apr. 8	Northern Illinois	W	7	1
Apr. 9	Miami	W	7	5
Apr. 10	Miami	L	4	7
Apr. 12	Auburn	W	13	8
Apr. 13	Auburn	L	8	11
Apr. 14	at Valdosta St.	W	17	3
Apr. 17	at Clemson	L	0	11
Apr. 17	at Clemson	L	7	12
Apr. 18	at Clemson	L	2	3
Apr. 19	at Georgia	W	6	0
Apr. 19	at Georgia	L	2	4
Apr. 24	South Alabama	W	9	7
Apr. 24	South Alabama	L	4	5
Apr. 25	South Alabama	W	9	4
Apr. 26	South Florida	W	10	6
Apr. 27	South Florida	W	4	3
Apr. 30	Stetson	W	2	0
May 1	Stetson	W	1	0
May 1	Georgia Southern	L	1	2
May 2	Georgia Southern	W	6	1
May 9	at South Alabama	W	7	3
May 14	at Georgia Southern	W	1	0
May 17	at Auburn	W	9	4
May 18	at Auburn	W	6	5
May 21	at Florida	W	7	2
May 22	at Florida	W	2	0
May 22	at Florida	L	3	4
May 28	Florida	L	1	4
May 29	Florida	W	7	0

Mar. 2	at Stetson	W	6	3
Mar. 3	at Stetson	W	7	1
Mar. 4	at Rollins	W	2	0
Mar. 5	at Rollins	W	11	6
Mar. 6	St. Josephs	W	14	1
Mar. 7	St. Josephs	W	12	6
Mar. 8	St. Josephs	W	8	1
Mar. 10	Clemson	W	11	7
Mar. 11	Clemson	W	6	3
Mar. 12	Clemson	W	20	3
Mar. 18	at Florida Southern	W	11	4
Mar. 20	at Miami	W	7	4
Mar. 21	at South Florida	L	3	4
Mar. 22	at South Florida	W	6	2
Mar. 23	at St. Leo	W	8	7
Mar. 24	Auburn	L	3	9
Mar. 25	Auburn	L	6	13
Mar. 25	Vanderbilt	L	1	11
Mar. 26	Vanderbilt	W	4	3
Mar. 27	Vanderbilt	W	19	4
Mar. 30	Western Michigan	W	6	1
Mar. 31	Florida Southern	L	2	4
Apr. 1	Western Michigan	L	7	8
Apr. 1	Western Michigan	L	4	7
Apr. 2	Western Michigan	W	8	1
Apr. 4	Virginia	W	8	6
Apr. 5	Virginia	W	14	7
Apr. 6	at Valdosta St.	L	2	14
Apr. 7	at Jacksonville	L	4	7
Apr. 8	at Jacksonville	L	3	4
Apr. 9	at Georgia Southern	W	7	3
Apr. 10	at Georgia Southern	L	6	7
Apr. 13	Florida A&M	W	12	10
Apr. 14	St. Leo	W	12	10
Apr. 15	St. Leo	W	15	1
Apr. 19	Florida A&M	W	9	2
Apr. 22	South Alabama	L	2	9
Apr. 22	South Alabama	L	2	5
Apr. 23	South Alabama	L	4	6
Apr. 26	Chicago St.	W	10	5
Apr. 27	Chicago St.	W	12	0
Apr. 27	Chicago St.	W	11	2
Apr. 29	Georgia Tech	W	4	2
Apr. 30	Georgia Tech	W	8	3
May 2	at Florida A&M	W	12	4
May 3	at Florida A&M	W	13	7
May 4	Jacksonville	L	1	3
May 5	Jacksonville	W	6	5
May 6	Georgia Southern	L	3	4
May 6	Georgia Southern	W	5	2
May 7	Georgia Southern	W	12	10
May 9	Valdosta St.	W	3	2
May 10	Miami	L	4	5
May 10	Miami	L	3	4
May 11	Miami	W	4	3
May 13	at South Alabama	W	6	4
May 13	at South Alabama	W	3	1
May 14	at South Alabama	L	0	10
May 15	at Auburn	L	3	9
May 16	at Auburn	W	7	4
May 19	at Florida	L	1	3
May 20	at Florida	L	1	3
May 26	Florida	W	8	1
May 27	Florida	W	4	2
May 27	Florida	W	9	4
*Jun. 1	South Alabama	L	5	6
*Jun. 2	Richmond	W	10	5
*Jun. 3	Mississippi	L	3	8

FLORIDA STATE UNIVERSITY



1970
BASEBALL HANDBOOK

1970 49-9-1
• COLLEGE
WORLD SERIES
• COLLEGIATE
BASEBALL - 2ND

Mar. 4	Union	W	5	1
Mar. 4	Union	W	6	2
Mar. 13	St. Leo	W	6	1
Mar. 14	St. Leo	W	5	4
Mar. 20	at Florida Southern	W	1	0
Mar. 21	at Miami	W	10	1
Mar. 22	vs. Michigan State	L	5	6
Mar. 22	at Miami	W	8	3
Mar. 24	at Stetson	W	1	0
Mar. 25	Bowling Green	W	17	8
Mar. 25	New York University	W	6	1
Mar. 26	Rider	W	8	1
Mar. 27	New York University	W	4	1
Mar. 28	Southern Illinois	W	6	1
Mar. 30	North Carolina	W	15	6
Mar. 30	North Carolina	W	5	4
Mar. 31	North Carolina	W	3	2
Apr. 1	Illinois	W	5	4
Apr. 2	Maryland	W	6	2
Apr. 2	Holy Cross	W	11	4
Apr. 3	Illinois	W	10	0
Apr. 4	Holy Cross	W	3	0
Apr. 4	Maryland	W	4	3
Apr. 6	Auburn	W	10	4
Apr. 7	Auburn	L	3	5
Apr. 10	at South Alabama	W	6	4
Apr. 11	at South Alabama	W	4	0
Apr. 11	at South Alabama	W	11	0
Apr. 17	at South Florida	W	7	0
Apr. 18	at South Florida	W	8	0
Apr. 19	at St. Leo	W	8	3
Apr. 23	Florida Southern	W	7	6
Apr. 24	South Alabama	W	9	0
Apr. 25	South Alabama	L	3	5
Apr. 25	South Alabama	T	2	2
May 1	Georgia Southern	W	12	5
May 2	Georgia Southern	W	8	4
May 4	Jacksonville	W	4	1
May 5	Jacksonville	W	9	2
May 8	Miami	W	11	4
May 9	Miami	W	6	2
May 12	at Florida	L	1	3
May 13	at Florida	L	4	5
May 15	at Georgia Southern	W	8	3
May 16	at Georgia Southern	L	1	2
May 18	at Auburn	W	5	0
May 19	at Auburn	W	7	6
May 22	Florida	L	3	4
May 23	Florida	W	1	0
May 23	Florida	W	9	4
*May 28	East Carolina	W	2	0
*May 29	Maryland	W	10	1
*May 30	Mississippi State	W	5	4
**Jun. 13	Arizona	W	4	0
**Jun. 14	Dartmouth	W	6	0
**Jun. 15	Texas	L	1	5

FLORIDA STATE UNIVERSITY



BASEBALL
1972

1972 44-24
• NCAA DISTRICT
3 PLAYOFFS
• COLLEGIATE
BASEBALL - 19TH

FLORIDA STATE UNIVERSITY



1973

1973 38-21
• COLLEGIATE
BASEBALL - 24TH

Feb. 15	at Miami	L	1	5
Feb. 16	at Florida International	W	7	4
Mar. 1	at South Florida	W	11	5
Mar. 2	at South Florida	L	7	8
Mar. 3	at Tampa	W	6	2
Mar. 4	at Tampa	W	4	0



RECORD BOOK

Mar. 10	St. Josephs	W	9	0
Mar. 11	St. Josephs	W	9	4
Mar. 14	Jacksonville St.	W	13	5
Mar. 15	Marietta	L	5	7
Mar. 24	at Miami	W	7	6
Mar. 25	at Miami	W	8	2
Mar. 26	at Florida Southern	L	2	3
Mar. 27	at St. Leo	W	7	4
Mar. 28	at Valdosta St.	W	3	2
Apr. 1	Fairleigh Dickinson	W	5	0
Apr. 1	Fairleigh Dickinson	W	2	1
Apr. 5	Rollins	W	12	0
Apr. 6	Rollins	W	5	0
Apr. 8	South Alabama	L	3	11
Apr. 8	South Alabama	W	4	3
Apr. 9	Auburn	L	2	4
Apr. 10	Auburn	L	2	4
Apr. 11	Cumberland	W	3	0
Apr. 12	Cumberland	W	9	0
Apr. 13	St. Leo	W	3	0
Apr. 14	St. Leo	W	11	0
Apr. 15	Tampa	W	10	2
Apr. 16	Tampa	W	8	4
Apr. 17	Valdosta St.	W	9	8
Apr. 19	Miami	L	1	10
Apr. 20	Miami	W	4	1
Apr. 21	at Georgia Southern	L	0	7
Apr. 21	at Georgia Southern	W	13	8
Apr. 22	at Georgia Southern	L	3	7
Apr. 23	at Florida A&M	W	14	6
Apr. 26	at Clemson	L	1	2
Apr. 26	at Clemson	W	2	1
Apr. 27	at Clemson	W	9	1
Apr. 28	at Georgia Tech	L	0	1
Apr. 29	at Georgia Tech	L	2	3
Apr. 30	Jacksonville	L	6	12
Apr. 30	Jacksonville	W	7	4
May 1	Jacksonville	W	6	5
May 5	Georgia Southern	L	4	5
May 6	Georgia Southern	W	4	1
May 7	Florida A&M	W	8	1
May 12	at South Alabama	L	5	8
May 12	at South Alabama	L	3	4
May 13	at South Alabama	L	2	3
May 14	at Auburn	W	4	2
May 15	at Auburn	W	8	4
May 17	Stetson	L	6	7
May 18	Stetson	L	4	5
May 19	Florida	W	3	0
May 20	Florida	W	9	5
May 25	at Florida	W	8	7
May 26	at Florida	L	0	4
May 26	at Florida	W	8	0

Mar. 26	South Carolina	L	0	1
Mar. 27	Rider	W	6	1
Mar. 29	Western Michigan	L	3	7
Mar. 29	Western Michigan	L	2	4
Mar. 30	at Valdosta St.	W	6	3
Apr. 2	Columbus	W	3	0
Apr. 5	Niagara	W	4	2
Apr. 6	Lewis	L	11	12
Apr. 7	Lewis	L	0	4
Apr. 7	Lewis	L	5	7
Apr. 9	Mercer-Atlanta	W	3	1
Apr. 9	Mercer-Atlanta	W	14	11
Apr. 10	Tampa	W	7	4
Apr. 11	Tampa	W	11	1
Apr. 12	Mercer-Macon	W	4	0
Apr. 13	Mercer-Macon	W	13	11
Apr. 15	Florida International	W	2	0
Apr. 15	Florida International	L	4	5
Apr. 18	Miami	W	2	1
Apr. 18	Miami	W	7	4
Apr. 19	Miami	L	3	17
Apr. 20	at Georgia Southern	L	3	13
Apr. 21	at Georgia Southern	W	4	2
Apr. 22	Florida Southern	L	2	4
Apr. 24	Valdosta St.	L	1	15
Apr. 26	South Florida	W	2	1
Apr. 27	South Florida	W	9	8
Apr. 29	Auburn	W	11	1
Apr. 30	Auburn	L	3	6
May 4	Georgia Southern	W	7	6
May 4	Georgia Southern	W	4	1
May 5	Georgia Southern	W	3	2
May 12	at Columbus	W	4	2
May 13	at Auburn	L	4	5
May 14	at Auburn	L	1	7
May 15	Jacksonville	W	9	2
May 16	Jacksonville	W	8	6
May 18	Florida	L	2	6
May 18	Florida	W	4	3
May 19	Florida	L	4	5
May 20	Florida	W	4	3

Apr. 13	Georgia Tech	W	9	3
Apr. 15	Auburn	W	3	1
Apr. 16	Auburn	W	4	0
Apr. 17	Stetson	W	6	2
Apr. 18	Stetson	W	5	3
Apr. 22	at Jacksonville	W	4	0
Apr. 23	at Jacksonville	L	1	2
Apr. 25	at Mercer-Macon	L	2	5
Apr. 26	at Mercer-Macon	W	5	0
Apr. 29	at Florida	W	9	5
Apr. 29	at Florida	L	5	8
Apr. 30	at Florida	W	8	7
May 2	Georgia Southern	W	8	2
May 3	Georgia Southern	W	6	0
May 4	at Georgia Southern	W	10	5
May 4	at Georgia Southern	W	6	3
May 5	at Georgia Southern	L	7	8
May 7	at South Alabama	W	7	1
May 11	at Columbus	W	6	4
May 12	at Auburn	W	4	1
May 12	at Auburn	L	3	4
*May 23	Miami	W	1	0
*May 24	Louisiana State	W	4	2
*May 25	Miami	W	6	5
**Jun. 7	Eastern Michigan	L	1	2
**Jun. 8	Seton Hall	L	0	11



1974 37-25

Feb. 27	at Jacksonville	L	0	2
Feb. 27	at Jacksonville	W	5	4
Feb. 28	at Jacksonville	W	3	2
Mar. 2	Troy State	W	11	2
Mar. 2	Troy State	W	11	2
Mar. 5	N.C. Wilmington	W	5	4
Mar. 6	N.C. Wilmington	W	15	5
Mar. 7	N.C. Wilmington	W	10	4
Mar. 8	Clemson	W	6	3
Mar. 9	Clemson	L	5	7
Mar. 10	Clemson	W	5	3
Mar. 16	at Miami	L	2	3
Mar. 17	at Miami	L	3	4
Mar. 18	at Florida International	W	5	2
Mar. 19	at Florida Southern	W	9	7
Mar. 20	at Tampa	L	5	6
Mar. 21	at Tampa	W	9	5
Mar. 22	Tennessee	L	4	7
Mar. 23	Tennessee	L	0	2
Mar. 24	Ohio	L	3	6
Mar. 25	South Carolina	L	1	4

FLORIDA STATE BASEBALL 1975



1975 49-10

- COLLEGE WORLD SERIES
- COLLEGIATE BASEBALL - 7TH

Feb. 25	at St. Leo	W	1	0
Feb. 26	at St. Leo	W	10	4
Mar. 1	Florida	W	14	0
Mar. 2	Florida	W	6	4
Mar. 6	Jacksonville	W	6	4
Mar. 6	Jacksonville	W	12	3
Mar. 7	Jacksonville	W	8	0
Mar. 8	Valdosta St.	W	9	0
Mar. 9	at Valdosta St.	W	8	3
Mar. 12	Mercer-Macon	W	4	0
Mar. 13	Mercer-Macon	W	5	0
Mar. 15	Florida International	W	7	5
Mar. 20	St. Leo	W	4	0
Mar. 20	St. Leo	W	7	2
Mar. 22	Florida International	W	12	5
Mar. 23	Michigan State	L	3	4
Mar. 24	Army	W	7	4
Mar. 24	Michigan State	W	11	4
Mar. 25	at Miami	W	3	0
Mar. 26	at Miami	L	0	2
Mar. 26	at Miami	W	10	7
Mar. 28	Niagara	W	20	1
Mar. 29	Tampa	W	4	3
Mar. 29	Tampa	W	10	2
Mar. 31	Niagara	W	7	2
Mar. 31	Niagara	W	10	4
Apr. 2	Columbus	W	10	2
Apr. 4	Miami	W	8	0
Apr. 5	Miami	W	5	2
Apr. 8	South Alabama	W	4	2
Apr. 8	South Alabama	L	4	8
Apr. 9	South Alabama	W	5	4
Apr. 12	Georgia Tech	W	11	0

BASEBALL '76



Florida State University

1976 40-16

- NCAA REGIONALS

Feb. 22	at Biscayne	W	9	4
Feb. 22	at Biscayne	W	8	5
Feb. 23	at Miami	W	5	1
Feb. 28	SW Louisiana	W	3	2
Feb. 29	SW Louisiana	W	13	10
Mar. 3	Columbus	W	5	4
Mar. 4	Georgia SW	W	20	1
Mar. 4	Georgia SW	W	12	0
Mar. 6	at Georgia SW	L	7	9
Mar. 6	at Georgia SW	W	10	4
Mar. 9	Biscayne	W	10	7
Mar. 10	Biscayne	W	17	6
Mar. 18	Howard	L	1	6
Mar. 18	Howard	W	9	1
Mar. 20	Valdosta St.	W	9	0
Mar. 20	St. Leo	W	8	0
Mar. 21	St. Leo	W	7	1
Mar. 22	Stetson	W	12	0
Mar. 23	Stetson	W	10	4
Mar. 24	Jacksonville	W	21	5
Mar. 24	Jacksonville	W	6	5
Mar. 26	Otterbein	W	12	2
Mar. 26	Otterbein	W	10	3
Mar. 28	at Valdosta St.	W	6	2
Mar. 29	at Stetson	L	10	11
Mar. 30	at Stetson	L	5	9
Apr. 3	at Georgia Southern	W	10	3
Apr. 4	at Georgia Southern	L	4	6
Apr. 8	at Jacksonville	W	6	1
Apr. 9	at Jacksonville	L	2	6
Apr. 10	Mercer	L	12	14
Apr. 10	Mercer	W	8	2
Apr. 11	South Florida	W	6	1
Apr. 11	South Florida	W	4	0
Apr. 12	Florida	W	8	2
Apr. 13	Florida	W	3	1
Apr. 13	Niagara	W	15	3
Apr. 14	Niagara	W	4	3
Apr. 14	Niagara	W	13	4
Apr. 17	at South Alabama	W	9	4
Apr. 17	at South Alabama	L	0	1
Apr. 18	at South Alabama	L	2	3
Apr. 20	at Florida	W	8	5
Apr. 21	at Florida	W	11	3
Apr. 24	South Alabama	W	21	6
May 1	at Georgia Tech	W	18	6
May 2	at Georgia Tech	L	3	4
May 5	Miami	L	1	6



May 6	Miami	L	7	9
May 6	Miami	W	20	4
May 8	Georgia Southern	L	5	11
May 9	Georgia Southern	W	5	2
May 9	Georgia Southern	L	3	4
*May 22	Jacksonville	W	6	1
*May 24	Auburn	L	1	2
*May 24	Jacksonville	L	7	9

1977 37-13

**(Metro — 4-1)
METRO CONFERENCE
CHAMPIONS**

Feb. 26	St. Leo	W	9	2
Mar. 1	Jacksonville	W	12	1
Mar. 2	Jacksonville	W	4	0
Mar. 7	Florida	L	3	8
Mar. 7	Florida	L	1	2
Mar. 13	at Valdosta St.	W	14	5
Mar. 17	Kentucky	L	0	14
Mar. 17	Kentucky	W	6	4
Mar. 18	Marietta	W	8	0
Mar. 19	Olivet	W	23	0
Mar. 19	Olivet	W	16	1
Mar. 20	North Central	W	11	5
Mar. 20	North Central	W	11	3
Mar. 21	North Central	W	14	3
Mar. 22	at Jacksonville	W	9	5
Mar. 23	at Jacksonville	L	8	10
Mar. 26	Georgia Southern	L	2	3
Mar. 26	Georgia Southern	W	6	0
Mar. 27	Georgia Southern	W	6	3
Mar. 29	Troy State	W	8	0
Mar. 30	Troy State	W	6	2
Apr. 1	Nevada-Las Vegas	W	4	2
Apr. 2	Southern California	L	5	16
Apr. 3	Hawaii	L	4	5
Apr. 4	Kearney State	W	13	9
Apr. 5	Southern California	W	3	2
Apr. 6	Nevada-Las Vegas	W	4	2
Apr. 7	Kearney State	W	11	1
Apr. 8	Hawaii	W	5	2
Apr. 9	Valdosta St.	W	9	3
Apr. 10	St. Leo	W	9	5
Apr. 11	St. Leo	W	9	1
Apr. 16	at Florida	L	3	7
Apr. 17	at Florida	W	8	7
Apr. 18	Miami	W	14	10
Apr. 19	Miami	L	4	10
Apr. 20	South Florida	W	5	0
Apr. 21	South Florida	W	8	6
Apr. 25	Miami	L	10	12
Apr. 26	Miami	L	3	12
Apr. 26	Miami	L	2	10
Apr. 30	Mercer	W	6	4
May 4	Mercer	W	9	1
May 7	Georgia Southern	W	4	3
May 8	Georgia Southern	W	10	9
May 13	Tulane	W	12	4
May 13	Louisville	W	5	2
May 14	at Memphis State	W	10	2
May 15	Tulane	L	3	4
May 15	Tulane	W	11	1



**1978 44-18
(Metro — 9-4)
• NCAA
REGIONALS**

Mar. 3 ^A	Tulane	W	6	1
Mar. 3 ^A	Tulane	L	3	8
Mar. 4	South Florida	W	7	4
Mar. 5	South Florida	W	2	0
Mar. 6	Rose-Hulman	W	17	0
Mar. 6	Rose-Hulman	W	6	5
Mar. 7	Rose-Hulman	W	7	3
Mar. 7	Rose-Hulman	W	13	1
Mar. 8	East Tennessee State	W	14	1
Mar. 10	East Tennessee State	W	7	4


Mar. 11	St. Leo	W	11	6
Mar. 12	St. Leo	W	7	3
Mar. 16	Morehead State	W	16	4
Mar. 16	Morehead State	W	3	2
Mar. 17	Western Kentucky	W	13	4
Mar. 17	Western Kentucky	W	16	3
Mar. 18	Ohio State	W	3	2
Mar. 19	Ohio State	W	24	13
Mar. 19 ^A	Cincinnati	W	11	5
Mar. 20 ^A	Cincinnati	W	10	6
Mar. 21	Ohio State	W	7	4
Mar. 21 ^A	Cincinnati	W	10	6
Mar. 25 ^A	Tulane	L	0	4
Mar. 25 ^A	Tulane	W	3	0
Mar. 26	South Alabama	L	5	16
Mar. 26	South Alabama	L	2	9
Mar. 29	Oakland	W	15	6
Mar. 29	Oakland	W	6	2
Mar. 31	at South Florida	W	5	1
Mar. 31	at South Florida	W	8	3
Apr. 2	at St. Leo	W	8	4
Apr. 2	at St. Leo	L	3	4
Apr. 4	South Alabama	W	5	4
Apr. 4	South Alabama	W	7	3
Apr. 8	at Jacksonville	L	3	4
Apr. 9	at Jacksonville	W	11	5
Apr. 11	Jacksonville	W	11	9
Apr. 12	Jacksonville	W	11	6
Apr. 15	at Georgia Southern	W	1	0
Apr. 16	at Georgia Southern	L	3	4
Apr. 17	Valdosta St.	W	10	7
Apr. 20	at UNLV	L	4	16
Apr. 21	at UNLV	L	1	3
Apr. 22	at UNLV	L	6	9
Apr. 23	at UNLV	L	6	13
Apr. 26	Florida	W	5	1
Apr. 27	Florida	W	9	8
Apr. 30	Valdosta St.	W	13	5
May 1	at Florida	W	7	1
May 2	at Florida	L	4	5
May 3	Mercer	W	12	11
May 6	Georgia Southern	W	9	3
May 7	Georgia Southern	L	2	4
May 7	Georgia Southern	L	4	7
May 11	Georgia Tech	W	4	3
May 12 ^A	Louisville	L	3	4
May 12 ^A	Tulane	W	3	2
May 13	Georgia Tech	W	8	4
May 13 ^A	Louisville	W	7	5
May 14 ^A	Memphis State	L	9	10
*May 19	Marshall	L	0	4
*May 20	Miami	L	2	7



**1979 43-17-1
(Metro — 4-2)
• NCAA REGIONALS
• COLLEGIATE
BASEBALL - 27TH**

Feb. 28	Troy State	W	6	4
Feb. 28	Troy State	W	12	0
Mar. 3	Mercer	W	7	5
Mar. 4	at Valdosta St.	L	0	2
Mar. 6	Valdosta St.	L	12	14
Mar. 6	Valdosta St.	W	6	0
Mar. 8	at Florida	W	4	3
Mar. 9	at Florida	L	3	16
Mar. 10	St. Leo	W	18	2
Mar. 11	St. Leo	W	5	2
Mar. 13	St. Francis	W	4	1
Mar. 13	St. Francis	L	2	5
Mar. 14 ^A	Tulane	W	7	3
Mar. 14 ^A	Tulane	W	9	2
Mar. 15	St. Francis	W	14	5
Mar. 15	St. Francis	W	8	1
Mar. 16	Austin Peay	W	4	2
Mar. 16	Austin Peay	W	12	0
Mar. 17	Western Kentucky	W	14	4
Mar. 17	Jacksonville	W	8	3
Mar. 18	Jacksonville	W	21	8
Mar. 19	Mercer-Atlanta	W	4	2

Mar. 20	at South Florida	W	6	4
Mar. 21	at South Florida	W	12	4
Mar. 22	Tennessee-Martin	W	4	1
Mar. 22	Tennessee-Martin	W	10	4
Mar. 23	Wright State	W	12	0
Mar. 24	Wright State	W	13	6
Mar. 26	Stetson	L	9	14
Mar. 28	Oakland	W	13	4
Mar. 28	Oakland	W	13	6
Mar. 30	at Miami	L	3	4
Mar. 31	at Miami	L	3	5
Apr. 1	at St. Leo	W	11	5
Apr. 1	at St. Leo	L	1	5
Apr. 5	Florida A&M	W	13	1
Apr. 8	Florida	W	12	7
Apr. 11	Miami	W	9	2
Apr. 12	Miami	W	3	2
Apr. 14	at Georgia Southern	W	6	4
Apr. 15	at Georgia Southern	L	4	7
Apr. 15	at Georgia Southern	W	5	4
Apr. 18	at Jacksonville	W	3	0
Apr. 19	at Jacksonville	L	9	10
Apr. 21	South Florida	W	3	1
Apr. 22	South Florida	W	10	1
Apr. 23	at Valdosta St.	T	14	14
Apr. 24	Florida A&M	W	20	1
Apr. 27	at Mercer	L	2	4
Apr. 28	at Georgia Tech	W	5	2
Apr. 29	at Georgia Tech	W	11	4
May 2	Florida A&M	W	9	1
May 4	Florida	W	20	7
May 5	Georgia Southern	L	3	8
May 6	Georgia Southern	L	1	8
May 11 ^A	Cincinnati	W	13	3
May 12 ^A	Tulane	L	5	10
May 12 ^A	Memphis State	W	11	11
May 13 ^A	Tulane	L	2	5
*May 25	Florida	L	5	9
*May 26	Delaware	L	6	7



**1980 51-12
(Metro — 5-2)
• METRO
CONFERENCE
CHAMPIONS
• COLLEGE WORLD
SERIES
• COLLEGIATE
BASEBALL - 7TH**

Feb. 22	at Miami	L	0	10
Feb. 23	at Miami	L	3	4
Feb. 24	at Miami	W	9	8
Feb. 27	Troy State	W	5	3
Feb. 27	Troy State	W	11	9
Mar. 3	Lenoir Rhyne	W	10	3
Mar. 4	at Jacksonville	W	8	4
Mar. 5	at Jacksonville	W	17	8
Mar. 5	at Jacksonville	W	16	3
Mar. 8	Florida	L	6	21
Mar. 11	Wingate	W	6	0
Mar. 11	Wingate	W	5	4
Mar. 13	Missouri-Rolla	W	18	3
Mar. 13	Missouri-Rolla	W	13	0
Mar. 16	Brooklyn College	W	23	5
Mar. 17	Northern Kentucky	W	2	0
Mar. 18	Mercer	W	9	7
Mar. 19	Monmouth	W	27	2
Mar. 21	Otterbein	W	18	3
Mar. 21	Otterbein	W	15	6
Mar. 22	Wright State	W	12	0
Mar. 22	Wright State	L	2	6
Mar. 24 ^A	at Tulane	L	2	3
Mar. 27	Eastern Illinois	W	10	9
Mar. 29	Dayton	W	28	2
Mar. 31	at Mercer	W	7	4
Apr. 5	Jacksonville	W	7	6
Apr. 5	Jacksonville	W	15	3
Apr. 6	Jacksonville	W	5	1
Apr. 7	at Valdosta St.	W	15	9
Apr. 8	Auburn	W	21	7
Apr. 9	Auburn	W	2	0
Apr. 11	at South Florida	W	12	0
Apr. 11	at South Florida	W	3	1
Apr. 12	at South Florida	W	14	3



RECORD BOOK

Apr. 15	at Florida	W	2	1
Apr. 16	at Florida	W	15	2
Apr. 20	Flagler	W	12	1
Apr. 22	at Auburn	W	9	5
Apr. 23	at Auburn	W	4	2
Apr. 25	South Florida	W	10	4
Apr. 26	South Florida	W	17	0
Apr. 26	South Florida	W	5	4
Apr. 29	at Troy State (forfeit)	L	3	5
Apr. 29	at Troy State	W	12	3
Apr. 30	Valdosta St.	W	11	4
May 3	Miami	L	6	10
May 4	Miami	W	7	5
May 5	Miami	L	5	7
May 9	Virginia Tech	L	4	12
May 9 ^A	Louisville	W	13	1
May 10 ^A	Tulane	W	12	5
May 10	Virginia Tech	W	13	6
May 11 ^A	Memphis State	W	14	11
May 11 ^A	Memphis State	W	11	7
May 13	at Georgia Southern	W	5	3
May 13	at Georgia Southern	W	13	11
May 14	at Georgia Southern	L	3	8
*May 22	New Orleans	W	10	8
*May 24	Western Kentucky	W	19	7
*May 25	Western Kentucky	W	10	5
**May 30	Hawaii	L	6	7
**May 31	Arizona	L	3	5

Apr. 11 ^A	Memphis State	W	8	4
Apr. 12 ^A	Memphis State	W	7	6
Apr. 15	West Florida	W	6	1
Apr. 15	West Florida	W	3	2
Apr. 17	at South Carolina	W	7	5
Apr. 19	at South Carolina	L	3	9
Apr. 22	at South Florida	L	0	2
Apr. 22	at South Florida	W	7	3
Apr. 23	at South Florida	W	7	6
Apr. 25	South Florida	W	8	2
Apr. 25	South Florida	W	8	0
Apr. 26	South Florida	W	14	5
Apr. 27	Valdosta	W	14	6
Apr. 28	at Auburn	W	7	1
Apr. 29	at Auburn	W	4	3
May 2	Miami	L	2	3
May 3	Miami	W	5	4
May 4	Miami	L	3	4
May 6	Auburn	W	7	5
May 7	Auburn	W	11	3
May 8	at Georgia Southern	W	2	1
May 9	at Georgia Southern	W	6	1
May 10	at Valdosta	W	5	3
May 14	St. Louis	W	15	3
May 15 ^A	Memphis State	W	5	0
May 16 ^A	Tulane	L	2	6
May 16 ^A	Memphis State	W	7	3
May 17 ^A	Tulane	W	22	4
May 17 ^A	Tulane	W	15	5
**May 21	Florida	W	5	1
**May 22	Minnesota	W	9	5
**May 23	Miami	L	6	14
**May 23	Florida	L	4	5

Apr. 7	Jacksonville	L	4	7
Apr. 8	Jacksonville	W	10	7
Apr. 10 ^A	at Memphis State	L	1	3
Apr. 10 ^A	at Memphis State	L	3	11
Apr. 11 ^A	at Memphis State	W	12	6
Apr. 13	at Auburn	L	5	9
Apr. 14	at Auburn	W	10	8
Apr. 16	Valdosta St.	W	4	0
Apr. 17 ^A	Tulane	L	6	8
Apr. 17 ^A	Tulane	W	4	3
Apr. 18 ^A	Tulane	W	8	6
Apr. 20	Auburn	W	14	0
Apr. 21	Auburn	L	8	9
Apr. 22	at Valdosta St.	W	4	1
Apr. 24	Mercer	W	12	2
Apr. 24	Mercer	W	8	1
Apr. 30	Flagler	W	5	2
May 1	Flagler	W	13	1
May 4	at Georgia Southern	W	5	4
May 5	at Georgia Southern	W	8	4
May 5	at Georgia Southern	W	19	9
May 7	at Miami	L	5	11
May 8	at Miami	W	9	2
May 9	at Miami	T	7	7
May 13 ^A	Cincinnati	W	10	2
May 14 ^A	Memphis State	L	2	4
May 14 ^A	Louisville	W	12	1
May 15 ^A	Virginia Tech	W	2	2
May 15 ^A	Memphis State	W	7	6
May 16 ^A	Tulane	L	7	11
**May 28	Eastern Michigan	L	2	7
**May 29	Ohio State	W	8	3
**May 30	Oklahoma	L	5	6



1981 56-23
(Metro — 10-4)
 • METRO CONFERENCE CHAMPIONS
 • NCAA REGIONALS
 • BASEBALL AMERICA - 14TH
 • COLLEGIATE BASEBALL - 16TH



1982 56-17-1
(Metro — 9-6)
 • NCAA REGIONALS
 • BASEBALL AMERICA - 16TH
 • COLLEGIATE BASEBALL - 22ND



1983 55-18-1
(Metro — 10-4)
 • METRO CONFERENCE CHAMPIONS
 • NCAA REGIONALS
 • BASEBALL AMERICA - 7TH
 • COLLEGIATE BASEBALL - 15TH

Feb. 21	Georgia Southern	L	2	3
Feb. 21	Georgia Southern	L	2	5
Feb. 22	Georgia Southern	W	14	6
Feb. 26	Georgia State	W	19	3
Feb. 26	Georgia State	W	8	7
Feb. 27	Georgia State	W	19	2
Feb. 28	Clemson	W	9	8
Mar. 1	Clemson	W	11	7
Mar. 3	at Jacksonville	W	17	5
Mar. 4	at Jacksonville	L	9	10
Mar. 6	at Miami	L	3	4
Mar. 7	at Miami	L	8	10
Mar. 8	at Miami	L	4	19
Mar. 10	Mercer	W	6	5
Mar. 11	at Mercer	L	3	4
Mar. 13	at Florida	W	3	1
Mar. 14	at Florida	L	5	17
Mar. 15	Wingate	W	15	6
Mar. 15 ^A	Louisville	W	10	1
Mar. 16	Ripon	W	7	1
Mar. 16	Ripon	W	12	1
Mar. 17	Wingate	W	4	2
Mar. 17	Wingate	W	6	2
Mar. 18	Campbellsville	W	19	4
Mar. 19	Otterbein	W	11	8
Mar. 19	Otterbein	W	9	4
Mar. 20	South Carolina	W	9	8
Mar. 21	South Carolina	L	5	8
Mar. 22	South Carolina	W	12	6
Mar. 23	Jackson State	W	12	11
Mar. 24	Cleveland State	W	10	3
Mar. 25	at Georgia	W	8	3
Mar. 26	at Georgia	L	2	4
Mar. 27	at Georgia State	W	15	5
Mar. 28	at Georgia State	W	16	8
Mar. 29	at Georgia State	L	1	3
Apr. 1	Florida	W	14	10
Apr. 2	Florida	L	9	12
Apr. 4 ^A	at Tulane	W	15	9
Apr. 4 ^A	at Tulane	L	3	11
Apr. 5 ^A	at Tulane	L	4	15
Apr. 7	Jacksonville	W	8	7
Apr. 7	Jacksonville	W	7	0
Apr. 9	Flagler	L	3	4
Apr. 9	Flagler	W	12	4
Apr. 11 ^A	Memphis State	L	4	6

Feb. 13	Georgia State	W	23	0
Feb. 13	Georgia State	W	9	1
Feb. 14	Georgia State	W	25	11
Feb. 17	Mercer-Atlanta	W	24	0
Feb. 18	Mercer-Atlanta	W	19	2
Feb. 19	Mercer-Atlanta	W	15	1
Feb. 20	Georgia	L	5	21
Feb. 21	Georgia	W	6	5
Feb. 22	Southern University	W	12	10
Feb. 23	Southern University	W	21	6
Feb. 27	Southern Miss	W	16	7
Feb. 28	Southern Miss	W	20	1
Mar. 1	Georgia Southern	W	5	2
Mar. 2	Georgia Southern	W	9	5
Mar. 3	at Mercer	W	14	10
Mar. 4	at Mercer-Atlanta	W	11	2
Mar. 5	at Mercer-Atlanta	W	12	0
Mar. 6	at Mercer-Atlanta	W	9	0
Mar. 8	SE Missouri St.	W	19	2
Mar. 9	Valparaiso	W	6	0
Mar. 11	Florida	W	17	16
Mar. 12	Florida	W	8	1
Mar. 13	at Florida	L	6	9
Mar. 14	at Florida	W	7	6
Mar. 17	at Jacksonville	L	6	12
Mar. 18	at Jacksonville	L	6	12
Mar. 19	Otterbein	W	10	4
Mar. 20	Cleveland State	W	27	4
Mar. 21	Cleveland State	W	24	15
Mar. 22	St. Xavier	W	11	0
Mar. 23 ^A	Virginia Tech	W	7	2
Mar. 24 ^A	Virginia Tech	W	12	4
Mar. 25 ^A	Virginia Tech	L	1	5
Mar. 26	Miami	L	5	6
Mar. 27	Miami	W	5	3
Mar. 28	Miami	W	9	3
Apr. 1	at Clemson	W	8	1
Apr. 2	at Clemson	W	7	6
Apr. 3	at Georgia State	W	17	8
Apr. 4	at Georgia State	W	31	6
Apr. 6	West Florida	W	9	4

Feb. 12	Southern Mississippi	W	4	2
Feb. 12	Southern Mississippi	W	8	4
Feb. 16	at Mercer	W	22	6
Feb. 17	at Mercer	W	14	5
Feb. 18	at South Florida	L	10	11
Feb. 19	at South Florida	L	2	5
Feb. 20	at South Florida	L	1	4
Feb. 22	Auburn	W	12	9
Feb. 23	Auburn	W	6	1
Feb. 25	at Miami	L	0	9
Feb. 26	at Miami	L	2	4
Mar. 1	Clemson	W	5	4
Mar. 2	Clemson	T	3	3
Mar. 5	at Florida	L	2	6
Mar. 6	at Florida	L	14	16
Mar. 8	Wingate	W	6	4
Mar. 10	at UNLV	W	7	2
Mar. 11	at UNLV	L	5	6
Mar. 12	at UNLV	W	14	11
Mar. 14 ^A	Louisville	L	4	6
Mar. 15 ^A	Louisville	W	11	4
Mar. 18	Wake Forest	W	10	2
Mar. 19	Wake Forest	W	9	1
Mar. 20	Wake Forest	W	7	3
Mar. 21	Tennessee Tech	W	4	3
Mar. 22	Tennessee Tech	W	12	2
Mar. 23	at Auburn	W	7	5
Mar. 25	Pittsburgh	W	7	4
Mar. 26	Pittsburgh	W	12	4
Mar. 27	Pittsburgh	W	13	0
Mar. 28	St. Xavier	W	7	4
Mar. 29	Louisiana State	L	5	15
Mar. 30	Louisiana State	W	10	5
Mar. 31	SW Louisiana	W	4	3
Apr. 1	South Florida	W	7	6
Apr. 2	South Florida	W	9	4
Apr. 3	South Florida	W	12	2
Apr. 4	at Jacksonville	L	2	5
Apr. 5	at Jacksonville	L	7	9
Apr. 8	Florida	L	5	7
Apr. 9	Florida	W	9	3

RECORD Book

Apr. 10	at Georgia Southern	W	12	3	3
Apr. 11	at Georgia Southern	W	9	6	6
Apr. 13	Jacksonville	W	7	1	1
Apr. 14	Jacksonville	W	7	2	2
Apr. 15	Miami	W	6	5	5
Apr. 16	Miami	W	4	3	3
Apr. 17	Miami	W	5	0	0
Apr. 19	Georgia Southern	W	16	4	4
Apr. 20	Georgia Southern	W	8	1	1
Apr. 21	Mercer	W	17	4	4
Apr. 22	Mercer	W	14	5	5
Apr. 23^	Memphis State	W	17	0	0
Apr. 24^	Memphis State	W	2	1	1
Apr. 25^	Memphis State	L	6	7	7
Apr. 29	Georgia State	W	17	4	4
Apr. 30	Georgia State	W	10	2	2
May 2	at Georgia State	W	8	3	3
May 2	at Georgia State	W	10	1	1
May 3	at Georgia State	W	7	4	4
May 3	at Georgia State	W	9	7	7
May 4	at LSU	W	8	2	2
May 5	at LSU	W	6	3	3
May 6	at SW Louisiana	W	3	0	0
May 7^	at Tulane	L	5	6	6
May 8^	at Tulane	L	6	8	8
May 12^	Southern Miss	W	14	7	7
May 13^	Cincinnati	W	9	2	2
May 14^	Tulane	W	4	2	2
May 15^	Tulane	W	9	6	6
***May 27	South Alabama	W	8	2	2
***May 28	Alabama	L	5	7	7
***May 29	Miami	L	5	10	10


Mar. 29	at Clemson	L	0	13	13
Mar. 30	at Clemson	L	3	13	13
Mar. 31	at Georgia State	W	8	6	6
Apr. 1	at Georgia State	W	26	13	13
Apr. 4	Florida	L	3	11	11
Apr. 4	Florida	W	11	9	9
Apr. 5	at Jacksonville	L	2	10	10
Apr. 6	at Jacksonville	L	8	10	10
Apr. 7	at Georgia Southern	W	4	2	2
Apr. 8	at Georgia Southern	L	3	6	6
Apr. 10	Mercer	W	6	0	0
Apr. 11	Mercer	W	13	2	2
Apr. 13	Miami	W	3	2	2
Apr. 14	Miami	L	3	4	4
Apr. 15	Miami	W	5	4	4
Apr. 17	at Florida	L	7	8	8
Apr. 18	at Florida	W	7	4	4
Apr. 19	South Alabama	L	4	12	12
Apr. 20	South Alabama	L	3	9	9
Apr. 21	Florida International	W	10	3	3
Apr. 22	Florida International	W	12	3	3
Apr. 27^	Tulane	W	17	4	4
Apr. 29^	Tulane	W	8	4	4
Apr. 29^	Tulane	L	0	1	1
Apr. 30	at South Alabama	L	7	8	8
May 1^	at Southern Miss	W	9	3	3
May 2^	at Southern Miss	W	11	2	2
May 3^	at Southern Miss	W	16	6	6
May 4^	at Memphis State	W	13	7	7
May 6^	at Memphis State	W	11	3	3
May 6^	at Memphis State	W	8	3	3
May 10^	South Carolina	L	3	4	4
May 11^	Tulane	W	4	2	2
May 11^	Memphis State	W	10	3	3
May 12^	Cincinnati	W	11	2	2
May 13^	Virginia Tech	W	17	3	3
May 13^	South Carolina	W	11	10	10
May 18	New Orleans	L	4	7	7
May 19	New Orleans	W	5	1	1
May 20	New Orleans	W	7	3	3
***May 24	Stetson	L	7	10	10
***May 25	East Carolina	L	4	7	7

Mar. 16	at Florida	L	1	6	6
Mar. 18	Pittsburgh	W	6	5	5
Mar. 19	Pittsburgh	W	18	2	2
Mar. 20	Pittsburgh	W	9	7	7
Mar. 23^	at Southern Miss	W	17	6	6
Mar. 23^	at Southern Miss	W	6	0	0
Mar. 24^	at Southern Miss	L	4	6	6
Mar. 27	Southern Alabama	W	15	12	12
Mar. 28	Florida	W	12	10	10
Mar. 29	Georgia State	W	14	0	0
Mar. 29	Georgia State	W	10	4	4
Mar. 30^	at Memphis State	L	2	3	3
Mar. 31^	at Memphis State	L	7	8	8
Apr. 2	Florida	L	3	6	6
Apr. 3	Jacksonville	L	5	7	7
Apr. 4	Jacksonville	W	18	9	9
Apr. 5^	Tulane	W	9	6	6
Apr. 6^	Tulane	W	4	1	1
Apr. 6^	Tulane	W	9	4	4
Apr. 8	Central Florida	W	6	3	3
Apr. 9	Central Florida	W	12	0	0
Apr. 10	Central Florida	W	19	6	6
Apr. 12	Miami	L	2	3	3
Apr. 13	Miami	W	13	5	5
Apr. 14	Miami	L	5	8	8
Apr. 16	at Georgia Southern	W	8	7	7
Apr. 17	at Georgia Southern	W	6	4	4
Apr. 20^	Memphis State	L	4	7	7
Apr. 20^	Memphis State	W	8	3	3
Apr. 21^	Memphis State	W	7	2	2
Apr. 28	at Georgia Tech	W	19	0	0
Apr. 29	at Georgia Tech	W	13	3	3
May 2	at South Alabama	W	8	0	0
May 2	at South Alabama	W	12	10	10
May 4^	at Tulane	W	9	3	3
May 4^	at Tulane	W	5	2	2
May 5^	at Tulane	L	8	9	9
May 9^	Louisville	W	11	3	3
May 10^	Virginia Tech	L	5	8	8
May 10^	Cincinnati	W	24	0	0
May 11^	South Carolina	W	7	5	5
May 12^	Virginia Tech	W	3	1	1
May 12^	South Carolina	W	11	5	5
May 17	North Carolina	W	13	7	7
May 18	North Carolina	W	9	5	5
May 19	North Carolina	L	8	9	9
***May 23	George Mason	W	11	10	10
***May 24	Georgia Tech	W	9	1	1
***May 25	Arkansas	L	6	7	7
***May 26	Georgia Tech	L	3	8	8



1984 55-29
(Metro — 15-3)
 • METRO CONFERENCE CHAMPIONS
 • NCAA REGIONALS

Feb. 3	South Florida	W	7	6	6
Feb. 4	at Miami	L	4	10	10
Feb. 5	Florida	L	3	8	8
Feb. 10	at South Florida	W	4	3	3
Feb. 11	at South Florida	W	10	6	6
Feb. 12	at South Florida	W	10	8	8
Feb. 14	West Florida	W	7	5	5
Feb. 15	West Florida	W	7	1	1
Feb. 16	Tampa	W	9	5	5
Feb. 17	Tampa	W	7	6	6
Feb. 18	Georgia Tech	W	12	6	6
Feb. 19	Georgia Tech	L	2	15	15
Feb. 21	Jacksonville	W	4	0	0
Feb. 22	Jacksonville	W	13	3	3
Feb. 24	at Miami	L	0	7	7
Feb. 25	at Miami	L	5	14	14
Feb. 26	at Miami	W	7	6	6
Feb. 28	Auburn	W	10	4	4
Feb. 29	Auburn	W	12	2	2
Mar. 1	Ball State	W	13	2	2
Mar. 2	Ball State	W	5	1	1
Mar. 3	Ball State	W	12	2	2
Mar. 4	Ball State	W	8	6	6
Mar. 6	at UNLV	L	9	14	14
Mar. 7	at UNLV	L	1	3	3
Mar. 8	at UNLV	L	2	6	6
Mar. 9	at Cal State Fullerton	L	3	5	5
Mar. 10	at Cal State Fullerton	L	1	6	6
Mar. 11	at Cal State Fullerton	W	10	4	4
Mar. 13^	Southern Miss	W	7	5	5
Mar. 14^	Southern Miss	L	8	9	9
Mar. 15^	Southern Miss	W	12	6	6
Mar. 16	South Florida	W	3	2	2
Mar. 17	South Florida	L	6	8	8
Mar. 18	South Florida	L	3	6	6
Mar. 19	Pittsburgh	W	5	0	0
Mar. 21	Pittsburgh	L	21	1	1
Mar. 21	Pittsburgh	W	6	0	0
Mar. 22	Tennessee Tech	W	7	3	3
Mar. 23	Alabama	W	18	16	16
Mar. 24	Georgia Southern	W	5	4	4
Mar. 25	Georgia Southern	W	21	3	3



1985 59-23
(Metro — 17-6)
 • METRO CONFERENCE CHAMPIONS
 • NCAA REGIONALS
 • BASEBALL AMERICA - 12TH COLLEGIATE BASEBALL - 20TH

Feb. 5	Armstrong State	W	7	0	0
Feb. 6	Armstrong State	W	1	0	0
Feb. 9	South Florida	W	11	5	5
Feb. 10	South Florida	W	8	2	2
Feb. 11	Grambling	W	13	7	7
Feb. 12	Grambling	W	9	4	4
Feb. 14	Samford	W	14	7	7
Feb. 15	Samford	W	18	10	10
Feb. 16^	Southern Miss	W	20	1	1
Feb. 16^	Southern Miss	W	10	4	4
Feb. 17^	Southern Miss	W	24	3	3
Feb. 22	at Miami	W	5	2	2
Feb. 23	at Miami	L	4	15	15
Feb. 24	at Miami	L	5	6	6
Feb. 26	Georgia Southern	W	5	4	4
Feb. 27	Georgia Southern	W	12	6	6
Feb. 28	St. Leo	W	16	2	2
Mar. 2	Ball State	L	11	12	12
Mar. 2	Ball State	W	12	10	10
Mar. 3	Ball State	W	15	6	6
Mar. 4	Ball State	L	9	10	10
Mar. 5	at Jacksonville	W	12	0	0
Mar. 6	at Jacksonville	W	25	6	6
Mar. 7	at Central Florida	W	6	2	2
Mar. 8	at Central Florida	L	5	6	6
Mar. 9	at South Florida	W	10	7	7
Mar. 10	at South Florida	L	5	6	6
Mar. 11	Western Kentucky	W	11	5	5
Mar. 12	Western Kentucky	L	6	10	10
Mar. 13	Samford	L	2	5	5
Mar. 14	Samford	W	20	4	4
Mar. 15	at Florida	L	2	3	3



1986 61-13
(Metro — 4-1)
 • METRO CONFERENCE CHAMPIONS
 • COLLEGE WORLD SERIES
 • BASEBALL AMERICA - 2ND COLLEGIATE BASEBALL - 2ND

Feb. 12	Grambling	W	10	1	1
Feb. 13	Grambling	W	20	6	6
Feb. 14	Grambling	L	1	3	3
Feb. 15^	Southern Miss	W	7	6	6
Feb. 15^	Southern Miss	W	2	0	0
Feb. 16^	Southern Miss	W	14	6	6
Feb. 18	Samford	W	9	6	6
Feb. 19	Samford	W	9	1	1
Feb. 22	Georgia Tech	W	6	4	4
Feb. 23	Georgia Tech	W	9	4	4
Feb. 25	at Florida	W	10	6	6
Feb. 26	at Florida	W	10	7	7
Mar. 1	South Florida	W	9	3	3
Mar. 2	South Florida	W	8	7	7
Mar. 4	at South Florida	W	9	8	8
Mar. 5	at South Florida	L	3	3	3
Mar. 8	Florida International	W	9	3	3
Mar. 9	Florida International	W	12	10	10
Mar. 10	Samford	W	19	2	2
Mar. 11	Samford	W	15	5	5
Mar. 12	Richmond	W	12	4	4
Mar. 13	Richmond	W	14	4	4
Mar. 14	Richmond	W	16	1	1
Mar. 15	Richmond	W	13	3	3



RECORD BOOK

Mar. 17	Pittsburgh	W	7	0
Mar. 18	Pittsburgh	W	10	2
Mar. 19	Pittsburgh	W	22	1
Mar. 20	Pittsburgh	W	17	1
Mar. 22 [^]	at Southern Miss	L	1	5
Mar. 22 [^]	at Southern Miss	W	2	0
Mar. 23 [^]	at Southern Miss	W	13	9
Mar. 24	at South Alabama	L	5	12
Mar. 25	at South Alabama	W	13	4
Mar. 26	South Alabama	W	14	4
Mar. 27	South Alabama	W	13	9
Mar. 29 [^]	at Memphis State	W	7	3
Mar. 29 [^]	at Memphis State	W	6	1
Mar. 30 [^]	at Memphis State	L	2	7
Apr. 1	Central Florida	W	15	12
Apr. 2	Central Florida	W	8	3
Apr. 3	Jacksonville	W	9	2
Apr. 4	Jacksonville	L	9	10
Apr. 5 [^]	Tulane	W	7	5
Apr. 6 [^]	Tulane	W	4	2
Apr. 8	at Jacksonville	W	20	3
Apr. 9	at Jacksonville	L	10	11
Apr. 11	Miami	W	6	1
Apr. 12	Miami	L	3	4
Apr. 13	Miami	W	8	3
Apr. 15	Florida	W	7	6
Apr. 16	Florida	W	8	0
Apr. 19 [^]	Memphis State	W	6	0
Apr. 19 [^]	Memphis State	W	6	5
Apr. 20 [^]	Memphis State	W	7	1
Apr. 26	at Central Florida	W	3	1
Apr. 29	at Florida International	W	12	0
May 2	at Miami	L	10	11
May 3	at Miami	W	14	6
May 4	at Miami	L	5	7
May 9 [^]	Cincinnati	W	10	3
May 10 [^]	South Carolina	L	5	8
May 10 [^]	Memphis State	W	7	3
May 11 [^]	South Carolina	W	3	0
May 12 [^]	South Carolina	W	7	2
May 19	Louisiana State	W	6	4
***May 22	North Carolina State	W	10	6
***May 23	Texas A&M	W	12	9
***May 24	South Florida	W	11	7
**May 31	Indiana State	W	5	3
**Jun. 3	Miami	W	7	2
**Jun. 6	Arizona	L	5	9
**Jun. 7	Oklahoma State	W	6	5
**Jun. 8	Miami	W	4	3
**Jun. 9	Arizona	L	2	10

Mar. 17	UNC-Charlotte	W	14	5
Mar. 19 [^]	at South Alabama	L	3	7
Mar. 21 [^]	at Southern Miss	L	1	3
Mar. 21 [^]	at Southern Miss	W	4	2
Mar. 22 [^]	at Southern Miss	W	13	9
Mar. 24	Central Florida	W	12	4
Mar. 25	Central Florida	W	4	3
Mar. 28 [^]	at Memphis State	W	4	1
Mar. 28 [^]	at Memphis State	W	8	0
Mar. 29 [^]	at Memphis State (10)	L	4	5
Mar. 31 [^]	at Georgia Tech	W	7	5
Apr. 1 [^]	at Georgia Tech	W	10	8
Apr. 4	Georgia	L	5	6
Apr. 5	Georgia	L	3	4
Apr. 7	Jacksonville	W	9	3
Apr. 8	Jacksonville	W	9	7
Apr. 10	Miami	W	14	3
Apr. 11	Miami	L	6	11
Apr. 12	Miami (11)	L	10	11
Apr. 14	Florida	W	12	6
Apr. 15	Florida	W	14	11
Apr. 16	South Alabama	W	9	4
Apr. 18 [^]	Memphis State	W	6	4
Apr. 18 [^]	Memphis State	W	7	6
Apr. 19 [^]	Memphis State	W	7	5
Apr. 23	at Central Florida	L	5	8
Apr. 24	at Jacksonville (12)	W	9	8
Apr. 25	at Jacksonville (10)	W	11	10
May 1	at Miami (10)	L	3	4
May 2	at Miami (11)	W	6	4
May 3	at Miami	W	8	6
May 5	at Florida	L	5	10
May 6	at Florida	L	5	7
May 8	Mercer	W	6	2
May 9	Mercer	W	14	2
May 9	Mercer	W	8	3
May 13 [^]	Louisville	W	9	2
May 14 [^]	Virginia Tech	W	5	4
May 15 [^]	South Carolina	W	9	5
May 16 [^]	Southern Miss	W	5	1
May 16 [^]	Cincinnati	W	6	3
***May 21	East Carolina	W	10	5
***May 22	Miami	W	5	2
***May 23	South Alabama	W	12	3
***May 24	South Alabama	L	3	6
**May 24	South Alabama	W	9	2
**May 29	Louisiana State (10)	W	6	2
**May 31	Arizona State	W	3	0
**Jun. 3	Texas	L	4	6

Mar. 23	Baptist	W	7	0
Mar. 26	Florida International	L	7	8
Mar. 27	Florida International	W	5	2
Mar. 29	Jacksonville	W	10	7
Mar. 30	Mercer	W	3	2
Mar. 30	Mercer	L	9	10
Apr. 1	at Minnesota	W	12	5
Apr. 2	Iowa	W	8	0
Apr. 3	Washington State	W	5	1
Apr. 3	Maine	W	4	2
Apr. 5	at Old Dominion	W	6	5
Apr. 6	at South Alabama	W	11	7
Apr. 8	Miami	L	3	8
Apr. 9	Miami	W	20	8
Apr. 10	Miami	T	5	5
Apr. 13	Florida	W	7	2
Apr. 15	at Valdosta St.	W	20	8
Apr. 16 [^]	Memphis State	L	5	6
Apr. 16 [^]	Memphis State	W	5	0
Apr. 17 [^]	Memphis State	L	1	2
Apr. 20	at Florida	L	5	8
Apr. 22	South Alabama	W	13	11
Apr. 23	Georgia Tech	W	15	2
Apr. 24	Georgia Tech	L	2	10
May 1	Central Florida	W	8	1
May 1	Central Florida	W	2	1
May 3	at Central Florida	W	11	3
May 4	at Florida International	L	1	2
May 6	at Miami	W	6	5
May 7	at Miami	L	7	9
May 8	at Miami	W	6	3
May 10	at Jacksonville	L	2	5
May 13 [^]	at Memphis State	W	14	3
May 14 [^]	at Memphis State	W	9	5
May 15 [^]	at Memphis State	W	21	1
May 18 [^]	Louisville	W	18	4
May 19 [^]	Virginia Tech	W	9	6
May 20 [^]	South Carolina	W	9	3
May 21 [^]	Memphis State	W	4	2
May 21 [^]	South Carolina	W	9	1
***May 26	Stetson	W	10	3
***May 27	Tulane	W	8	6
***May 28	Florida	L	3	9
***May 29	Stetson	L	2	7



1987 55-18
(Metro — 19-4)
 • METRO CONFERENCE CHAMPIONS
 • COLLEGE WORLD SERIES
 • BASEBALL AMERICA - 6TH
 • COLLEGIATE BASEBALL - 6TH



1988 50-18-1
(Metro — 17-6)
 • METRO CONFERENCE CHAMPIONS
 • NCAA REGIONALS
 • BASEBALL AMERICA - 17TH
 • COLLEGIATE BASEBALL - 15TH



1989 54-18
(Metro — 14-4)
 • METRO CONFERENCE CHAMPIONS
 • COLLEGE WORLD SERIES
 • BASEBALL AMERICA - 4TH
 • COLLEGIATE BASEBALL - 3RD


Feb. 6	Samford	W	15	1
Feb. 7	Samford	W	9	1
Feb. 12	Grambling	W	4	3
Feb. 13	Grambling	W	9	2
Feb. 14	Grambling	W	12	6
Feb. 17	Samford	W	4	1
Feb. 18	Samford	W	7	2
Feb. 20	New Orleans	L	1	3
Feb. 21	Tulane	W	7	5
Feb. 22	Louisiana State	W	2	1
Feb. 28 [^]	Southern Miss	L	2	7
Feb. 28 [^]	Southern Miss	W	10	4
Mar. 1 [^]	Southern Miss	L	8	11
Mar. 3	Ball State	W	10	3
Mar. 4	Ball State	W	9	2
Mar. 5	Ball State	W	14	10
Mar. 8	South Florida	W	13	4
Mar. 8	South Florida	L	4	5
Mar. 10	at South Florida	L	2	5
Mar. 11	at South Florida	W	17	1
Mar. 13 [^]	Austin Peay	W	8	3
Mar. 14 [^]	Austin Peay	W	15	0
Mar. 15 [^]	Austin Peay	W	26	1
Mar. 16	UNC-Charlotte	W	9	1

Feb. 12	Grambling	W	11	7
Feb. 13	Grambling	W	16	3
Feb. 14	Grambling	W	18	2
Feb. 21	Louisiana State	L	4	9
Feb. 26 [^]	Southern Miss	W	6	3
Feb. 27 [^]	Southern Miss	W	18	11
Feb. 28 [^]	Southern Miss	L	5	6
Feb. 29	Richmond	W	7	1
Mar. 1	Richmond	W	11	4
Mar. 2	Richmond	W	6	1
Mar. 4	Ball State	W	6	4
Mar. 5	South Florida	W	6	4
Mar. 6	South Florida	W	4	2
Mar. 8	at South Florida	W	4	1
Mar. 9	at South Florida	L	3	6
Mar. 11	Samford	W	19	3
Mar. 12	Samford	W	12	3
Mar. 13	Samford	W	7	2
Mar. 15	Lamar	W	10	9
Mar. 17	Alabama-Birmingham	W	10	4
Mar. 19 [^]	at Southern Miss	L	4	5
Mar. 19 [^]	at Southern Miss	L	1	2
Mar. 20 [^]	at Southern Miss	L	7	9
Mar. 21	Baptist	W	9	8
Mar. 22	Baptist	W	15	1

Feb. 4	Arizona State	W	9	6
Feb. 5	Arizona State	W	8	3
Feb. 6	Georgia Tech	W	14	1
Feb. 10	Grambling	W	8	3
Feb. 11	Grambling	W	5	0
Feb. 12	Grambling	W	8	2
Feb. 18	at Florida	L	1	5
Feb. 19	at Florida	L	5	6
Feb. 20	Baptist (10)	W	5	4
Feb. 22	Baptist	W	10	2
Feb. 25	South Florida	L	0	10
Feb. 26	South Florida	W	8	7
Feb. 28	at South Florida	L	5	6
Mar. 1	at South Florida	L	3	14
Mar. 3	Rice	L	3	4
Mar. 4	Rice	W	6	0
Mar. 5	Rice	W	3	0
Mar. 7	Richmond	W	6	0
Mar. 8	Richmond	W	12	3
Mar. 9	Richmond (13)	W	3	2
Mar. 10	Ball State	W	10	0
Mar. 11	Ball State	W	11	1
Mar. 12	Ball State	W	16	0
Mar. 14	Samford	W	18	2
Mar. 15 [^]	Samford	W	14	0
Mar. 17 [^]	at South Carolina	W	6	5
Mar. 18 [^]	at South Carolina	L	3	4
Mar. 19	at South Carolina (10)	L	4	5
Mar. 21	at Jacksonville	W	11	6
Mar. 24	Cal State Fullerton (11)	W	6	5

RECORD Book


Mar. 25	Cal State Fullerton	L	4	9
Mar. 26	Cal State Fullerton	W	10	0
Mar. 28	Mercer	W	2	1
Mar. 29	Mercer	W	7	0
Mar. 31	Southern Miss	W	10	2
Apr. 1	Southern Miss	W	6	2
Apr. 2	Southern Miss	W	7	2
Apr. 4	Jacksonville	W	6	0
Apr. 5	Jacksonville	W	14	3
Apr. 7	Miami	W	3	0
Apr. 8	Miami	L	1	8
Apr. 9	Miami	W	11	3
Apr. 11	Florida	L	0	5
Apr. 12	Florida	W	7	5
Apr. 14	Louisville	W	7	0
Apr. 15	Louisville	W	10	1
Apr. 16	Louisville	W	7	2
Apr. 21	Virginia Tech	L	5	7
Apr. 22	Virginia Tech	W	14	8
Apr. 23	Virginia Tech	W	8	4
Apr. 29	at Memphis State	W	6	2
Apr. 29	at Memphis State	W	6	2
Apr. 30	at Memphis State	W	3	1
May 2	at Jacksonville (10)	L	6	7
May 5	at Miami	L	2	11
May 6	at Miami	L	2	8
May 7	at Miami	W	8	4
May 12	at Cincinnati	L	0	2
May 13	at Cincinnati	W	18	7
May 14	at Cincinnati	W	8	7
May 18	Memphis State	W	9	4
May 19	Southern Miss	W	14	7
May 20	Virginia Tech	W	8	2
May 20	Southern Miss (12)	W	6	5
***May 25	Rider College	W	13	7
***May 26	South Florida	W	8	1
***May 27	Auburn	W	7	6
***May 28	Clemson	W	8	1
**Jun. 2	North Carolina	W	4	2
**Jun. 4	Wichita State	W	4	2
**Jun. 7	Wichita State	L	4	7
**Jun. 9	Wichita State	L	9	12



1990 57-15
(Metro — 17-4)
 • METRO CONFERENCE CHAMPIONS
 • NCAA REGIONALS
 • BASEBALL AMERICA - 8TH
 • COLLEGIATE BASEBALL - 10TH

Feb. 2	Western Kentucky	W	6	3
Feb. 3	Western Kentucky	W	6	4
Feb. 4	Western Kentucky	W	6	4
Feb. 10	North Carolina	W	6	3
Feb. 11	Wichita State	L	7	8
Feb. 17	Arizona	W	7	1
Feb. 17	Arizona	W	16	8
Feb. 18	Arizona	W	10	5
Feb. 20	Florida International	W	5	0
Feb. 21	Florida International	L	3	4
Feb. 23	Virginia Military Institute	W	17	1
Feb. 24	Virginia Military Institute	W	3	2
Feb. 25	Virginia Military Institute	W	8	0
Mar. 2	Ball State	W	19	10
Mar. 3	Ball State	W	16	3
Mar. 4	Ball State	W	12	4
Mar. 5	Richmond	W	7	1
Mar. 6	Richmond	W	12	3
Mar. 7	Richmond	W	13	1
Mar. 8	at Florida	W	5	1
Mar. 9	at Florida	W	3	2
Mar. 10	Florida	W	5	3
Mar. 11	Florida	W	7	6
Mar. 13	Memphis State	W	10	0
Mar. 14	Memphis State	L	3	5
Mar. 15	Memphis State	W	13	5
Mar. 16	Baptist	W	11	5
Mar. 17	Baptist	W	11	1
Mar. 20	at Louisville	W	8	3
Mar. 20	at Louisville	W	7	4
Mar. 21	at Louisville	W	13	7
Mar. 23	at Southern Miss	W	7	0


Mar. 24	at Southern Miss	L	3	6
Mar. 25	at Southern Miss	L	3	6
Mar. 28	Jacksonville	W	7	3
Mar. 31	at Arizona State	L	1	9
Apr. 1	at Arizona State	L	6	7
Apr. 5	South Alabama	W	3	2
Apr. 6	Tulane	W	5	0
Apr. 7	Tulane	W	9	3
Apr. 8	Tulane	W	12	11
Apr. 11	at Jacksonville	W	5	3
Apr. 13	Miami	W	7	3
Apr. 14	Miami	L	5	8
Apr. 15	Miami	L	3	8
Apr. 17	Mercer	W	14	3
Apr. 18	Mercer	W	6	3
Apr. 20	South Carolina	W	9	6
Apr. 21	South Carolina	L	5	6
Apr. 22	South Carolina	W	6	3
May 2	at Florida International	L	3	4
May 4	at Miami	W	3	7
May 5	at Miami	W	6	2
May 6	at Miami	W	8	4
May 8	at Virginia Tech	W	6	4
May 9	at Virginia Tech	W	5	1
May 10	at Virginia Tech	W	25	14
May 11	Cincinnati	W	6	1
May 12	Cincinnati	W	12	3
May 13	Cincinnati	W	4	1
May 16	Tulane	W	4	1
May 17	Virginia Tech	W	11	3
May 18	Cincinnati	L	4	5
May 19	Southern Miss	W	8	1
May 19	Virginia Tech	W	12	5
May 20	Cincinnati	W	8	5
***May 24	Lafayette	W	7	2
***May 25	Central Michigan	W	4	2
***May 26	Mississippi State	L	8	11
***May 26	Illinois	W	6	4
***May 27	Mississippi State	W	11	9
***May 28	Mississippi State	L	3	4



1991 57-14
(Metro — 15-4)
 • METRO CONFERENCE CHAMPIONS
 • COLLEGE WORLD SERIES
 • BASEBALL AMERICA - 5TH
 • COLLEGIATE BASEBALL - 7TH

Feb. 1	Duke	W	8	5
Feb. 2	Duke	W	10	4
Feb. 3	Duke	W	9	3
Feb. 8	Arizona State (10)	W	6	5
Feb. 9	Arizona State	W	21	5
Feb. 10	Arizona State (10)	W	4	3
Feb. 14	at Arizona	W	15	8
Feb. 15	at Arizona	L	3	7
Feb. 16	at Arizona	L	2	3
Feb. 22	Minnesota	W	8	4
Feb. 23	Minnesota	W	12	4
Feb. 24	Minnesota	W	8	5
Mar. 1	New Orleans	L	0	6
Mar. 2	Tulane	W	3	0
Mar. 3	Louisiana State	W	8	0
Mar. 5	Ball State	W	26	4
Mar. 6	Ball State	W	17	2
Mar. 7	Ball State	W	12	2
Mar. 9	Florida	W	8	3
Mar. 10	Florida	W	5	3
Mar. 12	Richmond	W	10	3
Mar. 13	Richmond	W	6	2
Mar. 14	Richmond	W	12	4
Mar. 15	Michigan	W	11	6
Mar. 16	Michigan	W	3	0
Mar. 19	Northern Iowa	W	11	2
Mar. 20	Northern Iowa	W	9	0
Mar. 21	Northern Iowa	W	3	0
Mar. 22	Southern Miss	W	8	4
Mar. 23	Southern Miss	W	5	0
Mar. 24	Southern Miss	W	6	4
Mar. 26	Mercer	W	6	2
Mar. 27	Mercer	W	14	5
Mar. 30	at Memphis State	W	6	5

Mar. 30	at Memphis State (11)	W	4	3
Mar. 31	at Memphis State	L	7	8
Apr. 2	at South Alabama (15)	L	5	6
Apr. 5	at South Carolina	W	4	2
Apr. 6	at South Carolina	W	7	3
Apr. 7	at South Carolina	L	4	9
Apr. 12	Miami	W	5	2
Apr. 13	Miami	W	12	4
Apr. 14	Miami	W	8	5
Apr. 16	at Florida	W	4	2
Apr. 17	at Florida	L	3	4
Apr. 19	Louisville	W	6	3
Apr. 20	Louisville	W	5	1
Apr. 21	Louisville (1-0 forfeit loss)	W	14	6
Apr. 28	at Tulane	L	10	11
Apr. 29	at Tulane	L	1	2
May 1	Jacksonville	L	4	7
May 3	at Miami	W	3	2
May 4	at Miami	W	4	1
May 5	at Miami	L	6	8
May 7	Virginia Tech (12)	W	3	2
May 7	Virginia Tech	W	4	1
May 8	Virginia Tech	W	11	1
May 10	at Cincinnati	W	15	5
May 11	at Cincinnati	W	10	5
May 12	at Cincinnati	W	13	9
May 15	Cincinnati	W	9	3
May 16	South Carolina	W	17	0
May 17	Southern Miss	L	1	3
May 18	Cincinnati	W	13	12
May 18	South Carolina (10)	W	10	9
***May 23	Coastal Carolina	W	6	0
***May 24	Florida International	W	6	3
***May 25	Alabama	W	5	2
***May 26	Alabama	W	6	5
***May 31	Fresno State	L	3	6
**Jun. 2	Florida	L	0	5




1992 49-21
(ACC — 16-7)
 • COLLEGE WORLD SERIES
 • BASEBALL AMERICA - 9TH
 • COLLEGIATE BASEBALL - 5TH
 • BASEBALL WEEKLY - 6TH

Feb. 1	College of Charleston	W	15	3
Feb. 2	College of Charleston	W	4	1
Feb. 9	at Arizona State	W	4	2
Feb. 9	at Arizona State	L	1	4
Feb. 14	Virginia Military Institute	W	10	4
Feb. 15	Virginia Military Institute	W	20	0
Feb. 16	Virginia Military Institute	W	5	4
Feb. 19	at Florida	L	2	1
Feb. 21	Duke	W	13	1
Feb. 22	Duke	L	4	5
Feb. 23	Duke	W	1	0
Feb. 28	at Minnesota	W	3	1
Feb. 29	Texas A&M	L	1	9
Mar. 1	Mississippi State	W	5	1
Mar. 3	Charleston Southern	W	14	2
Mar. 4	Charleston Southern	W	13	8
Mar. 6	Coastal Carolina	W	6	1
Mar. 7	Coastal Carolina	W	5	2
Mar. 9	Richmond	W	2	1
Mar. 10	Richmond	W	5	1
Mar. 11	Richmond	W	8	2
Mar. 13	at North Carolina	W	9	3
Mar. 14	at North Carolina	L	2	11
Mar. 15	at North Carolina	W	4	2
Mar. 18	Georgia State	W	7	1
Mar. 19	Georgia State	W	22	0
Mar. 20	North Carolina State	W	4	0
Mar. 21	North Carolina State	W	12	1
Mar. 22	North Carolina State	L	4	6
Mar. 24	at Virginia	W	4	3
Mar. 25	at Virginia	W	13	7
Mar. 27	at Clemson	L	4	10
Mar. 28	at Clemson	L	0	12
Mar. 29	at Clemson	L	0	14
Mar. 31	Mercer	W	3	4
Apr. 1	Mercer	W	8	1
Apr. 3	Georgia Tech	W	9	6

Apr. 4 ^A	Georgia Tech	W	3	2
Apr. 5 ^A	Georgia Tech	L	3	10
Apr. 8	Florida	W	4	0
Apr. 10	Miami	L	6	10
Apr. 11	Miami	L	3	6
Apr. 12	Miami	L	5	6
Apr. 15	Florida	L	1	3
Apr. 17 ^A	at Wake Forest	W	9	3
Apr. 18 ^A	at Wake Forest	W	9	4
Apr. 19 ^A	at Wake Forest	W	11	1
Apr. 24	at Miami	L	3	7
Apr. 25	at Miami	L	4	5
Apr. 26	at Miami	W	3	2
May 1 ^A	Maryland	W	12	4
May 2 ^A	Maryland	W	15	3
May 3 ^A	Maryland	W	18	5
May 5	at Florida	W	4	1
May 10 ^A	Wake Forest	W	6	1
May 11 ^A	Clemson	L	2	5
May 12 ^A	North Carolina	W	7	3
May 12 ^A	North Carolina State	W	1	0
May 13 ^A	Clemson	L	0	11
May 15 ^A	Georgia State	W	36	7
May 16 ^A	Georgia State	W	17	4
**May 21	Western Carolina	L	0	1
**May 22	Stetson	W	2	0
**May 23	Kent	W	4	2
**May 23	Stanford	W	9	4
**May 24	Western Carolina	W	4	3
**May 24	Western Carolina	W	18	3
**May 29	Cal State Fullerton	L	2	7
**May 31	California	W	5	4
**Jun. 2	Cal State Fullerton	L	0	6


Apr. 20	Mercer	W	9	0
Apr. 21	Jacksonville	W	13	3
Apr. 23	at Miami	W	1	0
Apr. 24	at Miami (12)	L	3	4
Apr. 25	at Miami (10)	L	13	14
May 1 ^A	at Maryland	W	10	4
May 2 ^A	at Maryland	L	2	5
May 3 ^A	at Maryland	W	13	5
May 5	Jacksonville	W	6	1
May 7 ^A	Clemson	L	6	7
May 8 ^A	Clemson	W	4	3
May 9 ^A	Clemson	L	1	5
May 12	at Jacksonville	L	3	4
May 16 ^A	Clemson	L	1	6
May 17 ^A	Virginia	W	11	2
May 18 ^A	Georgia Tech	W	5	2
May 18 ^A	Clemson	W	7	5
May 19 ^A	North Carolina State	L	1	5
May 21	Georgia State	W	23	1
May 22	Georgia State	W	12	4
**May 27	South Florida	W	4	2
**May 28	Notre Dame	W	7	3
**May 29	Long Beach State	L	1	4
**May 29	Notre Dame	L	3	4

Apr. 29 ^A	Georgia Tech	W	6	4
Apr. 30 ^A	Georgia Tech	L	2	6
May 1 ^A	Georgia Tech	L	5	7
May 3 ^A	Duke	L	1	4
May 4 ^A	Duke	W	11	7
May 5 ^A	Duke	L	4	5
May 7 ^A	at Clemson	L	2	5
May 8 ^A	at Clemson	L	5	9
May 9 ^A	at Clemson	W	8	3
May 13 ^A	at Virginia	L	0	1
May 14 ^A	at Virginia	W	8	6
May 15 ^A	at Virginia	W	13	1
May 18 ^A	North Carolina State State	L	5	6
May 19 ^A	Maryland	W	7	1
May 20 ^A	Wake Forest	W	18	3
May 21 ^A	Clemson	W	10	4
May 21 ^A	North Carolina State	W	7	4
May 22 ^A	Clemson	L	1	4
**May 26	Central Michigan	W	8	6
**May 27	Jacksonville	W	5	1
**May 28	Jacksonville	W	5	1
**May 30	Brigham Young	W	7	1
**Jun. 3	Louisiana State	W	6	3
**Jun. 5	Georgia Tech (10)	L	4	12
**Jun. 7	Cal State Fullerton	L	3	10




FLORIDA STATE BASEBALL 1993
 1993 46-19
(ACC — 14-9)
 • NCAA REGIONALS
 • BASEBALL AMERICA
 - 15TH
 • COLLEGIATE BASEBALL - 22ND
 • BASEBALL WEEKLY - 13TH

Feb. 13	Winthrop	W	7	2
Feb. 14	Winthrop	W	8	5
Feb. 16	Appalachian State	W	8	3
Feb. 17	Appalachian State	W	3	1
Feb. 19	College of Charleston	W	7	6
Feb. 20	College of Charleston	W	19	0
Feb. 21	College of Charleston	W	17	2
Feb. 26	Cal State Fullerton	W	3	2
Feb. 27	Cal State Fullerton	L	2	6
Feb. 28	Cal State Fullerton	L	6	13
Mar. 4	Florida	W	2	0
Mar. 5	Florida	W	9	3
Mar. 6	at Florida	W	4	2
Mar. 7	at Florida	W	8	4
Mar. 10	Central Florida (12)	W	7	5
Mar. 11	Purdue	L	1	11
Mar. 12 ^A	North Carolina	W	6	3
Mar. 14 ^A	North Carolina (10)	W	4	3
Mar. 16 ^A	Virginia	W	10	5
Mar. 17 ^A	Virginia	W	11	0
Mar. 18 ^A	Virginia	W	8	1
Mar. 19	Northern Iowa	W	6	0
Mar. 20	Northern Iowa	W	7	4
Mar. 21	Northern Iowa	W	5	2
Mar. 22 ^A	at Duke	L	0	3
Mar. 23 ^A	at Duke	W	8	5
Mar. 24 ^A	at Duke	W	3	1
Mar. 26 ^A	at North Carolina State	L	0	8
Mar. 27 ^A	at North Carolina State	W	5	1
Mar. 28 ^A	at North Carolina State	L	1	4
Mar. 31	Mercer	W	11	2
Apr. 2 ^A	Georgia Tech	L	3	10
Apr. 3 ^A	Georgia Tech	W	17	3
Apr. 4 ^A	Georgia Tech	W	5	1
Apr. 7	Mercer	W	14	1
Apr. 9	Miami	W	7	0
Apr. 10	Miami	W	8	1
Apr. 11	Miami	W	6	2
Apr. 16 ^A	Wake Forest	L	1	4
Apr. 17 ^A	Wake Forest	W	6	0
Apr. 18 ^A	Wake Forest	L	2	7



1994 53-22
(ACC — 14-9)
 • COLLEGE WORLD SERIES
 • BASEBALL AMERICA - 7TH
 • COLLEGIATE BASEBALL - 6TH
 • BASEBALL WEEKLY - 6TH

Feb. 3	at Hawaii	W	11	3
Feb. 4	at Hawaii	W	6	4
Feb. 5	at Hawaii	L	1	6
Feb. 6	at Hawaii	W	9	3
Feb. 7	at Hawaii-Hilo (7)	L	2	4
Feb. 8	at Hawaii-Hilo	W	7	1
Feb. 8	at Hawaii-Hilo (6)	W	5	1
Feb. 11	Arizona State	W	9	7
Feb. 12	Arizona State	W	13	2
Feb. 13	Arizona State (8)	W	9	8
Feb. 18	Minnesota	W	15	10
Feb. 19	Minnesota	W	9	2
Feb. 20	Minnesota	W	12	4
Feb. 25	Coastal Carolina	W	4	0
Feb. 26	Coastal Carolina	W	17	2
Feb. 27	Coastal Carolina	W	4	1
Mar. 3	at Florida	L	0	4
Mar. 4	at Florida	W	10	5
Mar. 5	Florida	W	7	2
Mar. 6	Florida	L	5	12
Mar. 8	College of Charleston	L	0	3
Mar. 9	College of Charleston	W	4	0
Mar. 10	College of Charleston	W	7	0
Mar. 12	SE Missouri State	W	15	3
Mar. 13	SE Missouri State	W	13	3
Mar. 15	UNC-Asheville	W	3	0
Mar. 16	UNC-Asheville	W	11	2
Mar. 17 ^A	Maryland	W	5	2
Mar. 18 ^A	Maryland	W	6	0
Mar. 19 ^A	Maryland	L	4	6
Mar. 22 ^A	at Wake Forest	W	12	2
Mar. 23 ^A	at Wake Forest	W	15	4
Mar. 24 ^A	at Wake Forest	W	17	4
Mar. 25 ^A	at North Carolina	L	2	3
Mar. 26 ^A	at North Carolina	W	9	5
Apr. 1 ^A	North Carolina State (10)	W	3	2
Apr. 2 ^A	North Carolina State	W	2	1
Apr. 4 ^A	North Carolina State	W	8	7
Apr. 6	Jacksonville (8)	W	6	1
Apr. 8	Miami	W	6	3
Apr. 9	Miami	L	2	5
Apr. 10	Miami	L	1	2
Apr. 12	Mercer (8)	W	11	0
Apr. 13	Mercer	W	5	4
Apr. 15	at Miami	W	6	1
Apr. 16	at Miami	L	0	8
Apr. 17	at Miami	W	7	2
Apr. 20	at Jacksonville	L	0	3
Apr. 23	Furman	W	8	0
Apr. 24	Furman	W	15	0




1995 53-16
(ACC — 16-7)
 • ACC CHAMPIONS
 • COLLEGE WORLD SERIES
 • BASEBALL AMERICA - 3RD
 • COLLEGIATE BASEBALL - 5TH
 • BASEBALL WEEKLY - 4TH

Feb. 3	Florida Atlantic	W	21	4
Feb. 4	Florida Atlantic	W	11	7
Feb. 5	Florida Atlantic	W	8	4
Feb. 10	at Arizona State	W	11	2
Feb. 11	at Arizona State	W	14	6
Feb. 12	at Arizona State	L	2	8
Feb. 17	Coastal Carolina	W	10	2
Feb. 19	Coastal Carolina	W	6	0
Feb. 21	Winthrop (11)	L	1	2
Feb. 22	Winthrop	W	6	0
Feb. 24 ^A	Wake Forest	W	4	0
Feb. 25 ^A	Wake Forest	L	3	4
Feb. 26 ^A	Wake Forest	W	10	1
Mar. 3	Louisiana State	L	2	6
Mar. 4	at Minnesota (10)	W	4	1
Mar. 5	Michigan	W	17	6
Mar. 9	Florida	W	6	3
Mar. 10	Florida	W	2	1
Mar. 11	at Florida	W	7	0
Mar. 12	at Florida	L	3	9
Mar. 13 ^A	Virginia	W	12	7
Mar. 14 ^A	Virginia	L	1	2
Mar. 17	Michigan	W	4	3
Mar. 18	Michigan	W	14	4
Mar. 19	Michigan	W	11	2
Mar. 21	Mercer	W	17	1
Mar. 22	Mercer	W	22	7
Mar. 24 ^A	at Duke	L	5	14
Mar. 25 ^A	at Duke	W	9	5
Mar. 26 ^A	at Duke	W	6	2
Mar. 28	College of Charleston	W	11	1
Mar. 29	College of Charleston	W	12	1
Mar. 31 ^A	at North Carolina State	W	6	0
Apr. 1 ^A	at North Carolina State	W	6	5
Apr. 2 ^A	at North Carolina State	W	12	3
Apr. 5	Jacksonville	W	11	1
Apr. 7	Miami	W	9	1
Apr. 8	Miami	L	5	6
Apr. 9	Miami (11)	W	3	2
Apr. 14	at Miami (14)	W	9	6
Apr. 15	at Miami (12)	W	10	1
Apr. 16	at Miami	L	2	3
Apr. 19	at Jacksonville	W	6	3
Apr. 21 ^A	Clemson	W	5	2
Apr. 22 ^A	Clemson	W	7	2
Apr. 23 ^A	Clemson	W	9	8
Apr. 29 ^A	at Maryland	W	9	1
May 1 ^A	at Maryland (10)	W	7	1
May 1 ^A	at Maryland	W	1	0

RECORD Book


May 3	at Mercer W .. 18 ... 3
May 5 [^]	at Georgia Tech L 4 ... 5
May 6 [^]	at Georgia Tech L 9 ... 11
May 7 [^]	at Georgia Tech W .. 14 ... 9
May 13 [^]	North Carolina L 2 ... 3
May 13 [^]	North Carolina W .. 13 ... 1
May 14 [^]	North Carolina L 3 ... 5
May 17 [^]	Virginia W .. 6 ... 0
May 18 [^]	North Carolina State W .. 12 ... 6
May 19 [^]	Clemson L 0 ... 11
May 20 [^]	North Carolina W .. 10 ... 1
May 20 [^]	Clemson W .. 12 ... 2
May 21 [^]	Clemson W .. 8 ... 2
**May 25	Troy State W .. 18 ... 3
***May 26	South Alabama W .. 7 ... 2
***May 27	Old Dominion W .. 7 ... 2
***May 28	Mississippi W .. 13 ... 1
**Jun. 2	Oklahoma W .. 3 ... 2
**Jun. 4	Miami L 2 ... 4
**Jun. 6	Southern California L 11 ... 16



1996 52-17
(ACC — 19-5)
 • COLLEGE WORLD SERIES
 • BASEBALL AMERICA - 6TH
 • COLLEGIATE BASEBALL - 6TH
 • BASEBALL WEEKLY - 5TH

Feb. 3	Marshall W .. 16 ... 1
Feb. 4	Marshall W .. 34 ... 0
Feb. 10	UNC Asheville W .. 4 ... 2
Feb. 11	UNC Asheville W .. 16 ... 8
Feb. 16	Minnesota W .. 9 ... 7
Feb. 17	Minnesota W .. 23 ... 11
Feb. 18	Minnesota W .. 8 ... 2
Feb. 23	vs. Cal State Fullerton L 1 ... 3
Feb. 24	vs. Southern California L 8 ... 10
Feb. 29	at Florida W .. 11 ... 2
Mar. 2	Florida L 4 ... 6
Mar. 3	Florida L 10 ... 11
Mar. 5	Mercer W .. 10 ... 5
Mar. 6	Mercer W .. 14 ... 5
Mar. 8	Coastal Carolina W .. 11 ... 4
Mar. 9	Coastal Carolina W .. 16 ... 8
Mar. 10	Coastal Carolina W .. 7 ... 3
Mar. 12	Maine W .. 14 ... 5
Mar. 13	Maine W .. 17 ... 5
Mar. 14	Maine W .. 8 ... 1
Mar. 15 [^]	Maryland W .. 8 ... 6
Mar. 16 [^]	Maryland W .. 16 ... 2
Mar. 17 [^]	Maryland W .. 16 ... 5
Mar. 20 [^]	at North Carolina(7) W .. 2 ... 1
Mar. 20 [^]	at North Carolina(7) W .. 7 ... 1
Mar. 21 [^]	at North Carolina W .. 9 ... 1
Mar. 22 [^]	at Wake Forest W .. 11 ... 7
Mar. 23 [^]	at Wake Forest W .. 9 ... 6
Mar. 24 [^]	at Wake Forest W .. 12 ... 3
Mar. 29 [^]	North Carolina State W .. 5 ... 4
Mar. 31 [^]	North Carolina State(7) W .. 5 ... 4
Mar. 31 [^]	North Carolina State(7) W .. 5 ... 4
Apr. 3	at Jacksonville W .. 10 ... 1
Apr. 5	Miami W .. 13 ... 2
Apr. 6	Miami L 2 ... 13
Apr. 7	Miami W .. 15 ... 1
Apr. 9	Jacksonville W .. 8 ... 6
Apr. 10	at Jacksonville W .. 10 ... 1
Apr. 12	at Miami L 2 ... 6
Apr. 13	at Miami L 8 ... 9
Apr. 14	at Miami L 4 ... 7
Apr. 17	Jacksonville W .. 9 ... 4
Apr. 19 [^]	Duke W .. 6 ... 2
Apr. 20 [^]	Duke W .. 14 ... 4
Apr. 21 [^]	Duke W .. 9 ... 7
Apr. 26 [^]	Georgia Tech W .. 16 ... 4
Apr. 27 [^]	Georgia Tech W .. 6 ... 3
Apr. 28 [^]	Georgia Tech(10) L 1 ... 4
Apr. 30	Florida Atlantic W .. 9 ... 8
May 1	Florida Atlantic W .. 13 ... 5
May 4 [^]	at Clemson L 0 ... 3
May 5 [^]	at Clemson L 1 ... 2
May 6 [^]	at Clemson L 0 ... 2
May 10 [^]	at Virginia W .. 6 ... 0
May 11 [^]	at Virginia L 7 ... 9


May 12 [^]	at Virginia W 6 ... 3
May 15 [^]	vs. Wake Forest W 8 ... 4
May 16 [^]	vs. Virginia L 2 ... 3
May 17 [^]	vs. Duke W 7 ... 3
May 18 [^]	vs. Clemson W 2 ... 1
May 18 [^]	vs. Virginia W 8 ... 2
May 19 [^]	vs. Virginia L 1 ... 12
***May 23	vs. Northeastern Illinois W 16 ... 0
***May 24	vs. UC Santa Barbara W 10 ... 1
***May 25	vs. Stanford W 5 ... 4
***May 26	vs. Cal State Northridge W 9 ... 2
**Jun. 1	vs. Florida L 2 ... 5
**Jun. 3	vs. Wichita State W 8 ... 4
**Jun. 4	vs. Florida L 3 ... 6



1997 50-17
(ACC — 18-6)
 • ACC CHAMPIONS
 • NCAA REGIONALS
 • BASEBALL AMERICA - 9TH
 • COLLEGIATE BASEBALL - 9TH
 • BASEBALL WEEKLY - 9TH

Feb. 1	UNC Asheville W .. 11 ... 2
Feb. 2	UNC Asheville W .. 8 ... 5
Feb. 7	Arizona State W .. 5 ... 2
Feb. 8	Arizona State L 6 ... 9
Feb. 9	Arizona State W .. 11 ... 5
Feb. 15	Cal State Fullerton L 1 ... 2
Feb. 15	Cal State Fullerton W .. 8 ... 5
Feb. 16	Cal State Fullerton W 7 ... 4
Feb. 21	Marshall W .. 22 ... 1
Feb. 22	Marshall W .. 15 ... 4
Feb. 23	Marshall W .. 14 ... 2
Feb. 27	Florida L 2 ... 3
Feb. 28	Florida W .. 10 ... 8
Mar. 1	at Florida L 6 ... 13
Mar. 2	at Florida W 9 ... 5
Mar. 4	UNC-Greensboro W .. 11 ... 7
Mar. 5	UNC-Greensboro W .. 16 ... 0
Mar. 7	Virginia W .. 8 ... 2
Mar. 8	Virginia L 4 ... 6
Mar. 9	Virginia W .. 20 ... 2
Mar. 11	vs St. Bonaventure W .. 12 ... 6
Mar. 12	vs Long Island W .. 13 ... 5
Mar. 14 [^]	Wake Forest W .. 15 ... 8
Mar. 15 [^]	Wake Forest W .. 11 ... 3
Mar. 16 [^]	Wake Forest W .. 10 ... 0
Mar. 18	Florida Atlantic W .. 11 ... 3
Mar. 19	Florida Atlantic L 5 ... 13
Mar. 21 [^]	at Duke W .. 7 ... 3
Mar. 22 [^]	at Duke W .. 8 ... 3
Mar. 23 [^]	at Duke L 3 ... 4
Mar. 28 [^]	at North Carolina State W .. 6 ... 3
Mar. 29 [^]	at North Carolina State L 9 ... 10
Mar. 30 [^]	at North Carolina State L 5 ... 9
Apr. 1	Mercer W .. 11 ... 1
Apr. 2	Mercer W .. 12 ... 6
Apr. 4 [^]	Clemson L 7 ... 10
Apr. 5 [^]	Clemson W .. 20 ... 5
Apr. 6 [^]	Clemson W .. 11 ... 10
Apr. 9	Jacksonville W .. 14 ... 3
Apr. 11	Miami L 5 ... 9
Apr. 12	Miami L 5 ... 8
Apr. 13	Miami W .. 8 ... 7
Apr. 15	at Jacksonville W .. 12 ... 6
Apr. 18 [^]	at Georgia Tech W .. 10 ... 9
Apr. 19 [^]	at Georgia Tech W .. 11 ... 6
Apr. 20 [^]	at Georgia Tech L 11 ... 12
Apr. 26 [^]	at Maryland W .. 16 ... 3
Apr. 27 [^]	at Maryland W .. 27 ... 2
Apr. 28 [^]	at Maryland W .. 13 ... 3
Apr. 30	at Mercer W .. 9 ... 2
May 2	at Miami L 1 ... 9
May 3	at Miami L 6 ... 7
May 4	at Miami W .. 7 ... 3
May 9 [^]	North Carolina W .. 8 ... 2
May 10 [^]	North Carolina W .. 8 ... 5
May 11 [^]	North Carolina W .. 11 ... 6
May 14 [^]	vs Duke W 4 ... 2

May 15 [^]	vs North Carolina State W 5 ... 3
May 16 [^]	vs Clemson W 8 ... 4
May 17 [^]	vs Duke W .. 12 ... 2
May 17 [^]	vs Clemson W .. 10 ... 0
May 22 ^{***}	Marist W 4 ... 2
May 23 ^{***}	at Central Florida W .. 16 ... 2
May 24 [^]	at Auburn L 7 ... 8
May 24 [^]	South Florida W 6 ... 5
May 25 [^]	Auburn W 9 ... 7
May 25 [^]	at Auburn L 2 ... 5



1998 53-20
(ACC — 18-4)
 • COLLEGE WORLD SERIES
 • BASEBALL AMERICA - 7TH
 • COLLEGIATE BASEBALL - 8TH
 • BASEBALL WEEKLY - 8TH


Jan. 31	vs Notre Dame L 1 ... 10
Jan. 31	vs Ohio State W 6 ... 4
Feb. 1	vs Tennessee L 3 ... 5
Feb. 6	at Arizona State W 3 ... 2
Feb. 7	at Arizona State W 6 ... 1
Feb. 10	at Hawaii Pacific W 2 ... 0
Feb. 10	at Hawaii Pacific L 8 ... 9
Feb. 11	at Hawaii W 7 ... 2
Feb. 12	at Hawaii W .. 11 ... 2
Feb. 13	at Hawaii L 6 ... 9
Feb. 14	at Hawaii L 2 ... 8
Feb. 17	Charleston Southern W .. 16 ... 0
Feb. 18	Charleston Southern W .. 13 ... 0
Feb. 21	at Florida L 1 ... 3
Feb. 24	The Citadel W .. 9 ... 4
Feb. 25	The Citadel W .. 15 ... 5
Feb. 26	Florida W .. 9 ... 7
Mar. 1	Florida L 5 ... 10
Mar. 3	UNC Greensboro W .. 13 ... 1
Mar. 4	UNC Greensboro W .. 13 ... 4
Mar. 6 [^]	North Carolina State W .. 9 ... 0
Mar. 9	at South Florida W .. 8 ... 4
Mar. 10	vs Long Island W .. 11 ... 0
Mar. 11	vs St. Joseph's W .. 16 ... 1
Mar. 13 [^]	at Wake Forest W .. 12 ... 11
Mar. 14 [^]	at Wake Forest W .. 10 ... 4
Mar. 15 [^]	at Wake Forest W .. 9 ... 6
Mar. 17	Morehead State W .. 9 ... 1
Mar. 20	Duke W .. 6 ... 5
Mar. 21 [^]	Duke W .. 9 ... 4
Mar. 22 [^]	Duke W .. 10 ... 9
Mar. 24	Florida Atlantic W .. 15 ... 3
Mar. 25	Florida Atlantic W .. 7 ... 5
Mar. 26 [^]	Maryland L 6 ... 14
Mar. 27 [^]	Maryland W .. 14 ... 2
Mar. 28 [^]	Maryland W .. 10 ... 0
Mar. 31	Mercer W .. 13 ... 3
Apr. 1	Mercer W .. 11 ... 0
Apr. 3	Miami L 4 ... 9
Apr. 4	Miami L 2 ... 8
Apr. 5	Miami L 6 ... 9
Apr. 8	Jacksonville W 4 ... 3
Apr. 10 [^]	at North Carolina L 5 ... 6
Apr. 11 [^]	at North Carolina W .. 20 ... 4
Apr. 12 [^]	at North Carolina W 4 ... 3
Apr. 15	at Jacksonville W .. 11 ... 4
Apr. 17 [^]	Georgia Tech W 3 ... 2
Apr. 18 [^]	Georgia Tech W 8 ... 3
Apr. 19 [^]	Georgia Tech W .. 10 ... 5
Apr. 21	SW Louisiana W .. 14 ... 4
Apr. 22	SW Louisiana W .. 13 ... 1
Apr. 24 [^]	at Clemson L 1 ... 2
Apr. 25 [^]	at Clemson L 4 ... 5
Apr. 26 [^]	at Clemson W .. 7 ... 2
May 1	at Miami L 1 ... 7
May 2	at Miami 11 ... 5
May 3	at Miami W .. 5 ... 4
May 6	St. Leo L 8 ... 11
May 9 [^]	at Virginia W .. 5 ... 4
May 9 [^]	at Virginia W .. 11 ... 2
May 10 [^]	at Virginia W 9 ... 6
May 13 [^]	vs Virginia W 4 ... 1



May 14^ vs Wake Forest	W	14	1
May 15^ vs North Carolina	W	13	11
May 16^ vs North Carolina State	W	13	6
May 16^ vs Wake Forest	L	1	2
May 17^ vs Wake Forest	L	3	6
**May 21 Liberty	W	10	7
**May 22 Delaware	W	27	6
**May 23 at Oklahoma	W	23	2
**May 24 at Auburn	W	16	10
**May 29 vs Arizona State	L	10	11
**May 31 at Long Beach State	L	4	7


May 22^ vs Clemson	L	7	8
**May 28 The Citadel	W	24	6
**May 29 Jacksonville	W	9	2
**May 30 Providence	W	14	3
**Jun 4 Auburn	W	10	2
**Jun 5 Auburn	W	6	3
**Jun 12 vs Texas A&M	W	7	3
**Jun 14 vs Stanford	L	6	10
**Jun 16 vs Cal State Fullerton	W	7	2
**Jun 17 vs Stanford	W	8	6
**Jun 18 vs Stanford	W	14	11
**Jun 19 vs Miami	L	5	6

May 19^ vs North Carolina	W	4	1
May 20^ vs Georgia Tech	L	3	10
**May 26 Bethune-Cookman	W	6	3
**May 27 at Central Florida	L	8	9
**May 27 Evansville	W	11	2
**May 28 Central Florida	W	6	1
**May 28 at Central Florida	W	8	1
**Jun 2 Miami	W	9	2
**Jun 3 at Miami	L	5	7
**Jun 4 Miami	W	6	1
**Jun 10 vs Southern California	L	4	6
**Jun 12 vs Texas	W	6	2
**Jun 14 vs Southern California	W	3	2
**Jun 15 vs Louisiana State	L	3	6




1999 57-14
(ACC — 22-2)
 • COLLEGE WORLD SERIES
 • BASEBALL AMERICA - 2ND
 • COLLEGIATE BASEBALL - 2ND
 • BASEBALL WEEKLY - 2ND

Jan 29 UNC Asheville	W	9	2
Jan 30 UNC Asheville	W	16	3
Jan 31 UNC Asheville	W	11	3
Feb 5 Arizona State	W	4	1
Feb 6 Arizona State	W	11	4
Feb 7 Arizona State	W	7	5
Feb 12 Troy State	W	17	3
Feb 13 Troy State	W	21	1
Feb 14 Troy State	W	10	2
Feb 16 Charleston Southern	W	12	2
Feb 17 Charleston Southern	W	7	2
Feb 20 Florida	L	5	6
Feb 21 Florida	W	12	3
Feb 27 at Florida	L	2	4
Feb 28 at Florida	W	8	4
Mar 2 South Florida	W	5	2
Mar 5 vs Wichita State	L	1	8
Mar 6 at Minnesota	W	9	5
Mar 7 vs Washington State	W	8	5
Mar 12^ Virginia	W	10	3
Mar 13^ Virginia	W	2	1
Mar 14^ Virginia	W	11	3
Mar 16 The Citadel	W	10	6
Mar 17 The Citadel	W	8	4
Mar 19^ at North Carolina State	W	14	4
Mar 20^ at North Carolina State	W	2	1
Mar 21^ at North Carolina State	W	13	1
Mar 23 Akron	W	7	4
Mar 24 Akron	W	12	2
Mar 26^ North Carolina	W	12	6
Mar 27^ North Carolina	W	5	4
Mar 28^ North Carolina	W	9	4
Mar 30 Mercer	W	14	1
Apr 2^ Wake Forest	W	7	4
Apr 7^ Wake Forest	W	16	3
Apr 4^ Wake Forest	W	4	3
Apr 7 Jacksonville	W	8	6
Apr 9^ Clemson	W	8	0
Apr 10^ Clemson	L	4	8
Apr 11^ Clemson	W	5	3
Apr 14 at Jacksonville	W	25	2
Apr 16 Miami	W	8	2
Apr 17 Miami	L	3	4
Apr 18 Miami	L	7	8
Apr 23 at Miami	L	7	8
Apr 24 at Miami	L	4	9
Apr 25 at Miami	L	8	9
Apr 30^ at Georgia Tech	L	2	3
May 1^ at Georgia Tech	W	18	4
May 2^ at Georgia Tech	W	4	2
May 7^ at Maryland	W	9	3
May 8^ at Maryland	W	13	4
May 9^ at Maryland	W	26	2
May 15^ at Duke	W	11	3
May 15^ at Duke	W	9	1
May 16^ at Duke	W	7	0
May 19^ vs Maryland	W	4	1
May 20^ vs Georgia Tech	W	7	3
May 21^ vs Wake Forest	L	0	4



2000 53-19
(ACC — 15-9)
 • COLLEGE WORLD SERIES
 • BASEBALL AMERICA - 3RD
 • COLLEGIATE BASEBALL - 3RD
 • BASEBALL WEEKLY - 3RD

Jan 29 Western Kentucky	W	8	1
Jan 29 Western Kentucky	W	2	1
Jan 30 Western Kentucky	W	6	1
Feb 4 at Arizona State	W	11	10
Feb 5 at Arizona State	L	9	15
Feb 6 at Arizona State	W	9	7
Feb 11 Stanford	W	11	4
Feb 12 Stanford	L	6	8
Feb 13 Stanford	W	13	1
Feb 19 at Florida	W	15	6
Feb 20 at Florida	W	17	8
Feb 22 Appalachian State	W	8	2
Feb 23 Appalachian State	W	8	1
Feb 26 Florida	W	6	2
Feb 27 Florida	W	8	7
Feb 29 Charleston Southern	W	7	2
Mar 1 Charleston Southern	W	12	1
Mar 3 Pittsburgh	W	6	1
Mar 4 Pittsburgh	W	12	0
Mar 5 Pittsburgh	W	14	4
Mar 7 vs St. Joseph's	W	15	2
Mar 8 vs Siena	W	9	2
Mar 10^ Duke	W	17	0
Mar 11^ Duke	W	8	3
Mar 12^ Duke	W	9	6
Mar 14 South Florida	W	18	7
Mar 17^ at Wake Forest	L	1	7
Mar 18^ at Wake Forest	L	4	7
Mar 19^ at Wake Forest	W	12	4
Mar 23^ Maryland	W	11	0
Mar 24^ Maryland	W	11	0
Mar 25^ Maryland	W	10	0
Mar 28 Mercer	W	15	5
Apr 1^ at Virginia	W	9	6
Apr 2^ at Virginia	L	1	2
Apr 2^ at Virginia	W	10	4
Apr 5 at Jacksonville	W	12	6
Apr 7 Miami	W	14	13
Apr 8 Miami	W	12	2
Apr 9 Miami	W	5	4
Apr 12 Jacksonville	W	7	5
Apr 14 at Miami	L	3	7
Apr 15 at Miami	L	3	7
Apr 16 at Miami	W	14	3
Apr 21^ Georgia Tech	W	6	0
Apr 22^ Georgia Tech	L	0	5
Apr 23^ Georgia Tech	W	7	5
Apr 28^ North Carolina State	L	4	5
Apr 29^ North Carolina State	W	8	2
Apr 30^ North Carolina State	W	6	5
May 6^ at Clemson	L	7	8
May 7^ at Clemson	L	4	5
May 8^ at Clemson	L	4	7
May 12^ at North Carolina	W	6	2
May 13^ at North Carolina	L	5	6
May 14^ at North Carolina	W	4	2
May 17^ North Carolina State	W	8	6
May 18^ vs Clemson	L	4	8



2001 47-19
(ACC — 20-4)
 • NCAA SUPER REGIONALS
 • BASEBALL AMERICA - 10TH
 • COLLEGIATE BASEBALL - 9TH
 • BASEBALL WEEKLY - 10TH


Feb 3 Western Kentucky	W	5	4
Feb 4 Western Kentucky	W	8	4
Feb 9 at Stanford	L	2	6
Feb 10 at Stanford	L	2	5
Feb 11 at Stanford	L	2	8
Feb 17 Florida	W	19	6
Feb 18 Florida	L	5	6
Feb 24 at Florida	L	2	3
Feb 25 at Florida	W	13	11
Feb 27 Appalachian State	W	10	4
Feb 28 Appalachian State	W	7	4
Mar 2 Michigan State	W	7	4
Mar 3 Michigan State	W	10	5
Mar 4 Michigan State	W	9	5
Mar 6 St. Joseph's	W	16	4
Mar 7 St. Joseph's	W	6	0
*Mar 10 Virginia	W	9	2
*Mar 10 Virginia	W	16	1
*Mar 11 Virginia	W	2	1
Mar 13 Northern Iowa	W	4	3
Mar 14 Liberty	W	1	0
*Mar 16 at North Carolina State	W	8	7
*Mar 17 at North Carolina State	L	2	4
*Mar 18 at North Carolina State	W	12	3
Mar 20 Akron	W	8	2
Mar 21 Akron	W	14	2
*Mar 23 North Carolina	W	3	0
*Mar 24 North Carolina	W	12	6
*Mar 25 North Carolina	W	8	7
Mar 27 The Citadel	W	3	0
Mar 28 The Citadel	L	2	5
*Mar 30 Wake Forest	W	12	3
*Mar 31 Wake Forest	W	6	5
*Apr 1 Wake Forest	W	6	5
Apr 3 Mercer	W	15	1
*Apr 6 Clemson	W	7	4
*Apr 7 Clemson	W	7	6
*Apr 8 Clemson	W	6	1
Apr 11 Jacksonville	W	9	4
Apr 13 at Miami	W	10	9
Apr 14 at Miami	L	4	5
Apr 15 at Miami	L	1	7
Apr 18 at Jacksonville	W	8	1
Apr 20 Miami	L	5	7
Apr 21 Miami	L	6	9
Apr 22 Miami	L	4	7
*Apr 27 at Georgia Tech	L	8	9
*Apr 28 at Georgia Tech	W	6	2
*Apr 29 at Georgia Tech	L	2	12
*May 4 at Maryland	W	8	1
*May 5 at Maryland	W	11	5
*May 6 at Maryland	W	13	1
*May 11 at Duke	W	12	3
*May 12 at Duke	W	12	4
*May 13 at Duke	L	7	8



RECORD Book

May 16	vs North Carolina State	W	11	5
May 17	vs Georgia Tech	L	5	6
May 18	vs Clemson	W	5	4
May 19	vs Wake Forest	W	15	2
May 19	vs North Carolina State	L	4	8
***May 25	vs Bethune-Cookman	W	8	1
***May 26	vs Auburn	W	10	6
***May 27	vs Auburn	W	9	6
***Jun 2	vs Georgia	L	7	8
***Jun 3	vs Georgia	W	11	6
***Jun 4	vs Georgia	L	3	8

2002 60-14
(ACC — 18-6)
 • ACC CHAMPIONS
 • NCAA SUPER REGIONALS
 • BASEBALL AMERICA - 7TH
 • COLLEGIATE BASEBALL - 9TH
 • BASEBALL WEEKLY - 9TH



Jan 26	at Hawaii-Hilo	W	16	2
Jan 27	at Hawaii-Hilo	W	5	1
Jan 28	at Hawaii-Hilo	W	14	7
Jan 30	at Hawaii	L	2	3
Jan 31	at Hawaii	W	8	5
Feb 1	at Hawaii	W	7	4
Feb 2	at Hawaii	W	12	1
Feb 8	Stanford	L	3	9
Feb 9	Stanford	L	11	15
Feb 10	Stanford	W	7	6

Feb 15	Arizona State	W	9	4
Feb 16	Arizona State	W	5	3
Feb 17	Arizona State	W	6	4
Feb 22	Siena	W	10	2
Feb 23	Jacksonville	W	1	0
Feb 24	at Jacksonville	L	4	13
Feb 26	Western Carolina	W	13	3
Feb 27	Western Carolina	W	3	0
Feb 28	Siena (10)	W	5	4
Mar 1	at Florida	W	5	4
Mar 3	Florida	W	9	4
Mar 8	Pittsburgh	W	7	2
Mar 9	Pittsburgh	W	11	2
Mar 10	Pittsburgh	W	15	3
Mar 13	Appalachian State	W	4	2
Mar 13	Appalachian State	W	11	7
*Mar 15	at Virginia	L	10	11
*Mar 16	at Virginia	W	8	3
*Mar 16	at Virginia	W	14	4
Mar 19	The Citadel	W	4	0
Mar 20	The Citadel	W	11	3
*Mar 22	at North Carolina	L	7	11
*Mar 23	at North Carolina	L	1	7
*Mar 24	at North Carolina	L	1	9
Mar 26	Mercer	W	11	2
*Mar 29	at Wake Forest	L	3	5
*Mar 30	at Wake Forest	W	18	10
*Mar 31	at Wake Forest	L	5	7
Apr 5	Miami	W	13	3
Apr 6	Miami	L	2	5
Apr 7	Miami (13)	W	9	7
Apr 10	Jacksonville	W	7	1
Apr 12	at Miami	W	6	4
Apr 13	at Miami	W	9	3
Apr 14	at Miami	W	17	11
Apr 16	South Alabama (10)	L	6	5

Apr 17	at Jacksonville	W	13	4
*Apr 19	Georgia Tech	W	4	3
*Apr 20	Georgia Tech	W	14	9
*Apr 21	Georgia Tech	W	13	1
*Apr 26	North Carolina State	W	9	3
*Apr 27	North Carolina State	W	10	4
*Apr 28	North Carolina State	W	12	11
May 3	Florida A&M	W	17	7
*May 5	Duke	W	18	4
*May 6	Duke	W	18	5
*May 7	Duke	W	13	3
*May 10	Maryland	W	4	0
*May 11	Maryland	W	10	8
*May 12	Maryland	W	6	5
*May 17	at Clemson	W	9	3
*May 18	at Clemson	W	12	3
*May 19	at Clemson	W	9	3
May 22	vs Duke	W	10	7
May 23	vs Clemson	W	9	4
May 24	vs South Florida	W	5	2
May 25	vs Georgia Tech	W	7	4
May 25	vs Clemson	W	4	1
**May 31	vs Stetson	W	11	8
***Jun 1	vs Central Florida	W	7	3
***Jun 2	vs South Florida	W	13	6
***Jun 7	vs Notre Dame	L	4	10
***Jun 9	vs Notre Dame	W	12	5
***Jun 10	vs Notre Dame	L	1	3


^Conference Game; *NCAA; District; **NCAA; World Series; ***NCAA; Regionals

NOTE: The Baseball America poll started in 1981...the Collegiate Baseball poll started in 1959...the USA Today Baseball Weekly/ESPN/American Baseball Coaches Association poll started in 1992.



2002 SENIORS: Left to right: Mike Chevalier, Richie Smith, Scott Toole, Nick Rogers, Coach Mike Martin, Blair Varnes, Ryan Barthelemy, Blair McCaleb and Mike Futrell

TONY McQUADE
Junior, OF



MARC LaMACCHIA
Junior, RHP

2002 ACC CHAMPIONS

- Florida State won its fifth regular season ACC title and third ACC Tournament title in 2002
- FSU established a new school record with a 25-game winning streak
- The Seminoles tied an ACC record for wins in a season with 60
- FSU swept rivals Miami and Clemson on the road for the first time in school history
- Shortstop Stephen Drew was named ACC Rookie of the Year and *Baseball America* Freshman of the year
- Third baseman Ryan Barthelemy, pitcher Matt Lynch, catcher Tony Richie and Drew were recognized as All-Americans



2003 BASEBALL SCHEDULE

JANUARY*/FEBRUARY

SUNDAY	MONDAY	TUESDAY	WEDNESDAY	THURSDAY	FRIDAY	SATURDAY
*JANUARY 31 - VMI, St. Petersburg, FL, 7:00						1 VMI St. Petersburg, FL 1:30
2 VMI St. Petersburg, FL 1:30	3	4	5	6	7 Stanford Stanford, CA 9:00	8 Stanford Stanford, CA 4:00
9 Stanford Stanford, CA 4:00	10	11	12	13	14 EVANSVILLE 3:30	15 EVANSVILLE 2:00
16 EVANSVILLE 1:00	17	18	19	20	21 APPALACHIAN STATE 3:30	22 APPALACHIAN STATE 2:00
23 APPALACHIAN STATE 1:00	24	25	26	27	28 CHARLESTON SOUTHERN 3:30	

MARCH

SUNDAY	MONDAY	TUESDAY	WEDNESDAY	THURSDAY	FRIDAY	SATURDAY
						1 CHARLESTON SOUTHERN 2:00
2 CHARLESTON SOUTHERN 1:00	3	4 SIENA 3:30	5 SIENA 3:30	6 SIENA 3:30	7 FLORIDA 6:00	8 FLORIDA 2:00
9 Florida Gainesville, FL 2:00	10	11 ST. JOSEPH'S 6:00	12 ST. JOSEPH'S 6:00	13	14 VIRGINIA 6:00	15 VIRGINIA 6:00
16 VIRGINIA 1:00	17	18	19	20	21 NC State Raleigh, NC 7:30	22 NC State Raleigh, NC 7:30
23 NC State Raleigh, NC 1:00	24	25 THE CITADEL 6:00	26 THE CITADEL 3:30	27	28 NORTH CAROLINA 6:00	29 NORTH CAROLINA 6:00
30 NORTH CAROLINA 12:30	31					

APRIL

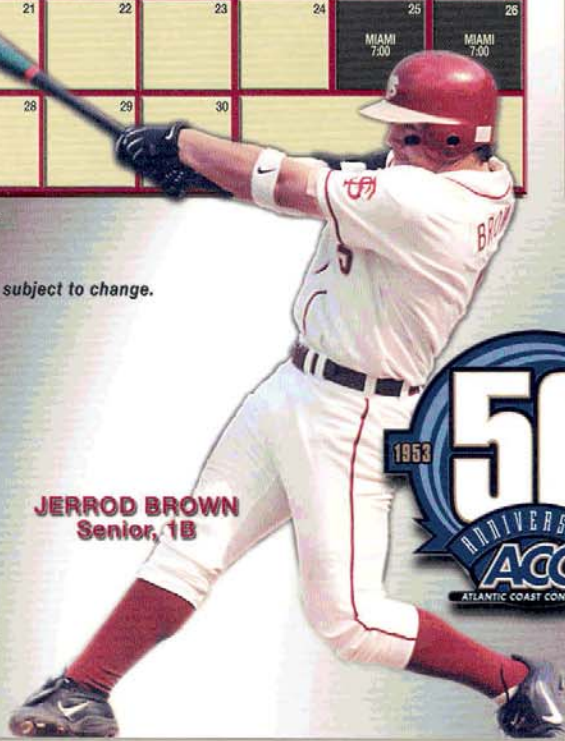
SUNDAY	MONDAY	TUESDAY	WEDNESDAY	THURSDAY	FRIDAY	SATURDAY
		1	2	3	4 WAKE FOREST 7:00	5 WAKE FOREST 7:00
6 WAKE FOREST 1:00	7	8	9 Jacksonville Jacksonville, FL 7:00	10	11 CLEMSON 7:00	12 CLEMSON 7:00
13 CLEMSON 1:00	14	15	16 JACKSONVILLE 6:00	17	18 Miami Miami, FL 7:00	19 Miami Miami, FL 7:00
20 Miami Miami, FL 1:00	21	22	23	24	25 MIAMI 7:00	26 MIAMI 7:00
27 MIAMI 1:00	28	29	30			

MAY/JUNE*


SUNDAY	MONDAY	TUESDAY	WEDNESDAY	THURSDAY	FRIDAY	SATURDAY
MAY 30 - JUNE 1 - NCAA Regional, TBA *JUNE 6-8 - NCAA Super Regional, TBA *JUNE 13-23 - College World Series, Omaha, NE, TBA				1	2 Georgia Tech Atlanta, GA 7:00	3 Georgia Tech Atlanta, GA 1:00
4 Georgia Tech Atlanta, GA 1:00	5	6	7	8	9 Maryland College Park, MD 7:00	10 Maryland College Park, MD 1:00
11 Maryland College Park, MD 1:00	12	13	14	15 Duke Durham, NC 7:00	16 Duke Durham, NC 7:00	17 Duke Durham, NC 1:30
18	19	20	21 ACC TOURNAMENT Salem, VA TBA	22	23	24
25 ACC TOURNAMENT Salem, VA TBA	26	27	28	29	30	31 NCCA REGIONAL TBA

Home Games
Away Games

All times Eastern.
All times and sites subject to change.



JERROD BROWN
Senior, 1B



DANIEL DAVIDSON
Senior, LHP

BASEBALL MEDIA GUI

SEMINOLE ATHLET

002/2/202/231

CPFF 94, 99

2011027 0203

2011027

