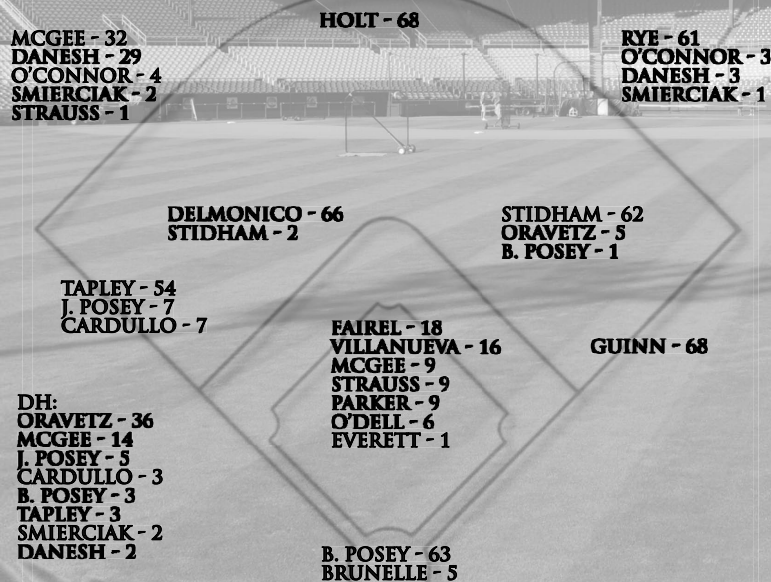


2008 REVIEW

2008 SEASON IN REVIEW

- In 2008, FSU returned to the College World Series for the 19th time in school history and for the first time since 2000. In the process, the Seminoles registered their 31st consecutive NCAA Regional appearance and 46th overall. Florida State owns an all-time record of 155-104 in the NCAA Tournament including a mark of 130-66 in Regional and Super Regional play.
- For the second year in a row, Florida State captured the ACC Atlantic Division title en route to earning the No. 2 overall seed in the ACC Tournament. The Seminoles have won the division crown in two of the three seasons since the league moved to divisional play.
- The Seminoles tied the school record for the most conference wins in a season finishing 24-6 in the ACC for the second consecutive year. The 24 victories tied the ACC record for the most wins in league play, a mark currently held by Clemson (2006) and FSU (2007).
- Florida State once again adjusted the record books following the 2008 season setting the single-season record for team batting average with a .355 mark. The average was also a new ACC single-season record eclipsing the previous mark of .350 set by the 2007 Seminole team.
- FSU Baseball set school records in total attendance and average home attendance in 2008. A total of 202,132 fans passed through the gates of Dick Howser Stadium in 41 home contests, good for record average of 4,930 fans per game.
- Buster Posey garnered a total of nine National Player of the Year Awards following the 2008 season. He became the first Seminole to win the Golden Spikes Award, Dick Howser Trophy, Brooks Wallace Award and Johnny Bench Award in the same year.
- Florida State placed a league-best six student-athletes on the 2008 All-ACC Academic Team. It marked the second straight year that the Seminoles led the league in this category.
- Buster Posey became the seventh consensus first team All-American in school history, while sophomore southpaw Matt Fairrel was named a second team All-American by the NCBWA. Tyler Holt, Stuart Tapley, Mike McGee and Geoff Parker were honored as Freshmen All-Americans in 2008.
- Florida State finished the 2008 season tied with North Carolina for the most wins in the nation (54). The Seminoles also placed third in the final RPI ranking while the ACC ranked as the toughest baseball conference in the nation.

2008 GAMES STARTED BY POSITION



2008 RESULTS

FEB 23	Duquesne.....	W, 14-3 (7)
FEB 23	Duquesne.....	W, 15-3 (7)
FEB 24	Duquesne.....	W, 15-3 (8)
FEB 28	at Auburn	W, 7-5
FEB 29	at Auburn	W, 6-5
MAR 1	Auburn	W, 4-3
MAR 2	Auburn	W, 10-1
MAR 4	UNC Asheville.....	W, 11-4
MAR 5	UNC Asheville.....	W, 10-5
MAR 8	Maryland *.....	W, 5-4
MAR 8	Maryland *.....	W, 16-0
MAR 9	Maryland *.....	W, 9-8
MAR 12	Georgia.....	L, 10-13
MAR 12	Georgia.....	W, 8-3
MAR 14	Georgia Tech *.....	W, 8-7
MAR 15	Georgia Tech *.....	W, 11-2
MAR 16	Georgia Tech *.....	W, 17-8
MAR 18	at Florida	L, 1-6
MAR 21	at Virginia Tech *.....	W, 9-4
MAR 22	at Virginia Tech *.....	W, 12-11
MAR 23	at Virginia Tech *.....	W, 18-12
MAR 25	Stetson.....	W, 11-2
MAR 26	Stetson.....	W, 19-3
MAR 28	at Wake Forest *.....	W, 21-2
MAR 29	at Wake Forest *.....	L, 2-4
MAR 30	at Wake Forest *.....	W, 3-2 (11)
APR 1	Florida (Jacksonville, Fla.)..	W, 10-2
APR 2	at Jacksonville	W, 7-5
APR 4	Virginia *.....	W, 10-3
APR 6	Virginia *.....	W, 3-2 (10)
APR 6	Virginia *.....	W, 3-2 (10)
APR 11	at Boston College *.....	W, 8-6
APR 11	at Boston College *.....	W, 4-3
APR 12	at Boston College *.....	W, 17-2
APR 15	Florida.....	W, 4-2
APR 16	North Florida.....	W, 10-2
APR 18	Miami *.....	L, 4-11
APR 19	Miami *.....	W, 9-5
APR 20	Miami *.....	L, 10-11 (7)
APR 25	at North Carolina *.....	L, 4-11
APR 26	at North Carolina *.....	W, 13-5
APR 27	at North Carolina *.....	L, 1-2 (10)
APR 29	at Stetson.....	W, 13-3
APR 30	at Stetson.....	W, 6-3
MAY 3	at Clemson *.....	W, 9-8 (10)
MAY 4	at Clemson *.....	W, 13-4
MAY 5	at Clemson *.....	W, 4-2
MAY 7	Jacksonville.....	L, 6-7
MAY 9	Savannah State.....	W, 23-4 (7)
MAY 10	Savannah State.....	W, 19-2 (7)
MAY 11	Savannah State.....	W, 24-4 (7)
MAY 12	Savannah State.....	W, 10-0 (7)
MAY 15	NC State *.....	L, 2-12
MAY 16	NC State *.....	W, 1-0
MAY 17	NC State *.....	W, 8-1
MAY 21	vs. Wake Forest ~.....	W, 8-3
MAY 23	vs. Virginia ~.....	L, 3-5
MAY 24	vs. North Carolina ~.....	W, 9-6
MAY 30	Bucknell \$.....	L, 0-7
MAY 31	Florida \$.....	W, 17-11
JUN 1	Bucknell \$.....	W, 24-9
JUN 1	Tulane \$.....	W, 17-8
JUN 2	Tulane \$.....	W, 16-7
JUN 6	Wichita State \$\$.....	L, 7-10
JUN 7	Wichita State \$\$.....	W, 14-4
JUN 8	Wichita State \$\$.....	W, 11-4
JUN 14	vs. Stanford \$\$\$.....	L, 5-16
JUN 16	vs. Miami \$\$\$.....	L, 5-7

* ACC Games; ~ ACC Champ. in Jacksonville, Fla.;
 \$ Tallahassee Regional; \$\$ Tallahassee Super Regional
 \$\$\$ College World Series, Omaha, Neb.



2009
OUTLOOK

COACHING
STAFF

PLAYER
BIOS

2008
REVIEW

2009
OPPONENTS

THE RECORD
BOOK

FSU
BASEBALL

HONORS
& AWARDS

ALL-TIME
RESULTS

SEMINOLES
IN THE PROS

THE
UNIVERSITY

2008 SEASON IN REVIEW

POSEY IN RARE COMPANY

Buster Posey's junior year was a season that many college baseball players only dream of having. The consensus first-team All-American captured every major National Player of the Year Award while laying claim to the Johnny Bench Award which is given to the top collegiate catcher in the nation. The Leesburg, Ga., native led the nation in six offensive statistical categories including batting average (.463), hits (119), runs batted in (93), total bases (226), on-base percentage (.566) and slugging percentage (.897). In the ACC, Posey led the league in eight categories while ranking in the top 10 in three others. On top of all the on-field accolades, he also got the job done in the classroom. Posey received first-team Academic All-America honors and was named the Academic All-American of the Year by CoSIDA. He was also the recipient of the first ever ACC Baseball Scholar Athlete of the Year Award. Following the 2008 Major League Baseball First Year Player Draft, the San Francisco Giants selected Gerald D. Posey, III with the fifth overall pick. Posey became the 18th Seminole in the history of the program to be selected in the first round.



TRIPLE CROWN FOR POSEY


Buster Posey became just the fourth student-athlete in ACC history to win baseball's triple crown. The junior catcher led the league in batting average (.463), home runs (26) and RBI (93). The last player to win the triple crown in the ACC was FSU's Marshall McDougall who hit .419 with 28 home runs and 106 RBI in 1999. The other two triple crown winners from the ACC were Maryland's Derek Hacopian in 1992 (.421, 23 home runs, 84 RBI) and Clemson's Denny Walling in 1975 (.421-13-60).

CONSECUTIVE 10-WIN SEASONS

Senior Ryan Strauss became the 14th pitcher in Florida State history to reach double-digit victories in back-to-back seasons. Following a 10-3 mark as a junior in 2007, Strauss went 10-1 on the mound in 2008. He finished his Florida State career with an overall record of 21-4 in 55 appearances. The last pitcher to win at least 10 games in consecutive seasons was Matt Lynch when he recorded 13 wins in 2002 and 2003.

HOLT GOES 55

With the departure of Tony Thomas, Jr. following the 2007 season, the Seminoles needed to find someone to fill in at the top of their batting order. And they found that person in freshman center fielder Tyler Holt. Holt ranked among the national leaders in walks (2nd) and walks per game (6th), while sitting second in the ACC in runs scored (83) and eighth in on-base percentage (.471). But what was most impressive was that Holt reached base in every regular season game, a streak that reached 55 consecutive games. The streak came to an end against Wake Forest in the first game of the ACC Tournament in Jacksonville. Current records show that the school mark for reaching base in consecutive games was set by Shane Robinson at 57. Robinson performed the feat over two seasons (2004-05) while posting a school record 40-game hitting streak.



DOUBLE-DIGIT HOMERUNS

Jason Stidham added to his season-high in home runs with his 11th in the opening game of the College World Series against Stanford. The sophomore second baseman joined Buster Posey and Dennis Guinn with double-digit home runs in 2008 as the two Seminoles registered 26 and 19, respectively. The last time FSU had three hitters record double-digit home runs in a season was in 2004 when Eddy Martinez-Esteve (19), Stephen Drew (17) and Ryne Malone (12) each reached the mark.

POWER SURGE

The Seminole offense showed a little more pop in 2008 than in years past posting 103 home runs in 68 games. It was the most home runs hit since blasting 111 in 1999. The number of home runs hit during the 2008 season surpassed the number of home runs hit over the last eight years and stand as the sixth most hit in one season in team history. In terms of slugging percentage, the mark of .565 established by the 2008 Seminole team was the second highest in school history. Of the 869 hits accounted for in 68 games,

2008 HONORS & AWARDS

NATIONAL PLAYER OF THE YEAR	
Buster Posey	CB, BA, Rivals, ABCA
NATIONAL ALL-AMERICANS	
Buster Posey	1st, Catcher - CB, ABCA, BA, Rivals, NCBWA
Matt Fairrel	2nd - NCBWA
NATIONAL FRESHMEN ALL-AMERICANS	
Stuart Tapley	1st, 3B - CB, Rivals; 2nd - NCBWA, Ping
Tyler Holt	2nd, OF - NCBWA
Mike McGee	1st, UT - Rivals; 2nd - NCBWA
Geoff Parker	1st, RHP - Ping
GOLDEN SPIKES AWARD	
Buster Posey	Winner
Buster Posey	Finalist, Semifinalist, Watch List
Jack Rye	Watch List
BROOKS WALLACE AWARD	
Buster Posey	Winner
Buster Posey	Finalist, Semifinalist, Revised Watch List
Matt Fairrel	Revised Watch List
Tyler Holt	Revised Watch List
Ryan Strauss	Watch List
Jason Stidham	Watch List
JOHNNY BENCH AWARD	
Buster Posey	Winner
Buster Posey	Finalist, Semifinalist, Watch List
DICK HOWSER TROPHY	
Buster Posey	Winner
Buster Posey	Finalist, Semifinalist, Watch List
ROGER CLEMENS AWARD	
Ryan Strauss	Watch List
NCBWA DISTRICT III PLAYER OF THE YEAR	
Buster Posey	
ABCA/RAWLINGS GOLD GLOVE AWARD	
ABCA ALL-ATLANTIC REGION	
Buster Posey	Catcher
Jack Rye	Outfield
COSIDA ACADEMIC ALL-AMERICAN TEAM	
Buster Posey	First Team, Catcher
COSIDA ACADEMIC ALL-AMERICAN OF THE YEAR	
Buster Posey	
COSIDA ACADEMIC DISTRICT III	
Matt Fairrel	First Team
Buster Posey	First Team
ACC ACCOLADES	
Buster Posey	Player of the Year
ALL-ACC TEAM	
Buster Posey, Catcher	First Team
Jack Rye, Outfield	First Team
Elih Villanueva, Pitcher	First Team
Tony Delmonico, Shortstop	Second Team
Matt Fairrel, Pitcher	Second Team
ALL-ACC ACADEMIC TEAM	
Matt Fairrel, Sophomore, Pitcher	Business
Tommy Oravetz, Junior, Designated Hitter	Geography
Buster Posey, Junior, Catcher	Finance
Jack Rye, Senior, Outfielder	Real Estate
Ryan Strauss, Senior, Pitcher	Finance
Stuart Tapley, Freshman, Third Base	Business
ACC BASEBALL SCHOLARATHLETE OF THE YEAR	
Buster Posey, Junior, Catcher	Finance
ACC PLAYER OF THE WEEK	
Mike McGee	February 25
Dennis Guinn	March 4 & March 24
Buster Posey	March 31
ACC PITCHER OF THE WEEK	
Matt Fairrel	March 17
Ryan Strauss	April 7
NCAA TALLAHASSEE ALL-REGION TEAM	
Buster Posey (MOP)	Catcher
Dennis Guinn	First Base
Jason Stidham	Second Base
Stuart Tapley	Third Base
Tony Delmonico	Shortstop
Tyler Holt	Outfield
Matt Fairrel	Pitcher
COLLEGE BASEBALL HALL OF FAME 2008 INDUCTEE CLASS	
Dick Howser	Florida State
LOWE'S SENIOR CLASS AWARD	
Ryan Strauss	Semifinalist

Key: CB - Collegiate Baseball; BA - Baseball America; NCBWA - National Collegiate Baseball Writers Assoc.; Rivals - Rivals.com; Ping - Ping! Baseball

2008 REVIEW

2008 SEASON IN REVIEW

FSU'S 2008 RECORDS

Overall	54-14
Home	34-7
Away	17-4
Neutral	3-3
vs. Ranked Teams	15-9
On TV	18-6
On ACC Select	24-6
ACC	24-6
ACC Home	12-3
ACC Away	12-3
vs. Atlantic 10	3-0
vs. SEC	8-2
vs. Big South	2-0
vs. Atlantic Sun	6-1
vs. Independent	3-0
vs. Patriot	1-1
vs. C-USA	2-0
vs. Missouri Valley	2-1
vs. Pac-10	0-1
Extra Innings	3-1
Morning Start	2-0
Afternoon Start	27-8
Evening Start	25-6
In Florida	40-9
In Alabama	2-0
In Virginia	3-0
In North Carolina	3-3
In Massachusetts	3-0
In South Carolina	3-0
In Nebraska	0-2
On Monday	3-1
On Tuesday	5-1
On Wednesday	7-2
On Thursday	1-1
On Friday	9-5
On Saturday	16-2
On Sunday	13-2
In February	5-0
In March	18-3
In April	14-4
In May	12-4
In June	5-3
FSU scores 0-3 runs	4-6
FSU scores 4-7 runs	9-6
FSU scores 8 + runs	41-2
Opp scores 0-3 runs	28-1
Opp scores 4-7 runs	18-6
Opp scores 8 + runs	8-7
FSU homers	42-5
Opponent homers	25-8
FSU has more hits	48-4
Opp has more hits	3-9
Hits are tied	3-1
versus LHP (Starter)	10-7
versus RHP (Starter)	44-7
when a reliever pitches	52-14
when Everett pitches	13-4
when Fairrel pitches	14-4
when Francis pitches	12-6
when Gast pitches	8-6
when Jarvis pitches	3-2
when Marshall pitches	29-9
when McGee pitches	9-3
when O'Dell pitches	14-7
when Parker pitches	10-4
when Posey pitches	8-1
when Strauss pitches	18-6
when Vigue pitches	6-4
when Villanueva pitches	13-4
Last 5 Games	2-3
Last 10 Games	6-4
Current Streak	Lost 2
FSU wears Garnet	8-2
FSU wears Gold	7-1
FSU wears White	18-5
FSU wears Gray	14-3
FSU wears White Pinstripes	4-2
FSU wears Gray Pinstripes	3-1
In one-run games	12-3
In two-run games	5-3
As the No. 1 team	6-2

the Garnet and Gold registered 163 doubles, 22 triples and 103 home runs. Junior Buster Posey and senior Dennis Guinn were the top long ball hitters on the Seminole squad in 2008 as both set career, season-highs with 26 and 19, respectively.


FSU hitters registered a home run in 47 of the 68 games played with multiple home runs in 30 games. In 12 games, FSU hit three or more round trippers including a season-high six against Duquesne in the first game of the season. In 2007, the Seminoles hit a home run in just half of their games (31-of-62) with multiple home runs in only 14.

DOUBLE-DIGIT HOMERUNS

Jason Stidham added to his season-high in home runs with his 11th in the opening game of the College World Series against Stanford. The sophomore second baseman joined Buster Posey (26) and Dennis Guinn (19) with double-digit home runs in 2008. The last time FSU had three hitters record double-digit home runs in a season was in 2004 when Eddy Martinez-Esteve (19), Stephen Drew (17) and Ryne Malone (12) each reached the mark.

ONE-RUN GAMES

Florida State closed out the 2008 season posting a record of 12-3 in one-run games surpassing the 2007 mark of 7-2. FSU won its first 10 one-run games in 2008 before falling just short to Miami in an 11-10 loss in Tallahassee. Twelve of the 15 one-run games occurred against ACC teams while four (Maryland, Georgia Tech and Virginia twice) resulted in walk-off victories for the Garnet and Gold.



11 REACHES 1,500 CAREER WINS

Florida State's Mike Martin added yet another milestone to an already illustrious career as the Hall of Fame coach became just the third coach in NCAA Division I history to reach 1,500 career victories. With a victory over Georgia Tech on Sunday, March 16, Martin joined Texas' Augie Garrido (1,666) and Wichita State's Gene Stephenson (1,653) atop that plateau. Martin owns a career record of 1,538-520-4 good for an all-time winning percentage of .747 which ranks third in the NCAA among active Division I coaches. Texas Tech's Larry Hays became the fourth member of the 1,500-win club on April 2, 2008 when his Red Raiders defeated Texas A&M-Corpus Christi 10-5.

IN ACC PLAY

Dating back to the final series of the 2006 season, Florida State has won 18 of its last 21 ACC series including 11 sweeps. Of the three series that FSU has lost only one has come on the road and that came against North Carolina in 2008 at the USA Baseball National Training Complex in Cary, N.C. The first series loss during this span came at the hands of Clemson as the Tigers took 2-of-3 from FSU in Tallahassee in 2007. In 2008, Florida State swept Maryland, Georgia Tech, Virginia Tech, Virginia, Boston College and Clemson while taking 2-of-3 from Wake Forest and NC State. With a three game sweep of Clemson in South Carolina, FSU captured its second consecutive ACC Atlantic Division title. The Seminoles' 10-0 start in league play marked the third time in school history that FSU started a season undefeated through the first 10 games. It was FSU's best start in the conference since starting 13-0 back in 1999. In 1996, the Seminoles ran out to a 17-0 start.

DIVISIONAL CONFERENCE BREAKDOWN

After completing its third season of using a divisional breakdown in the ACC, Florida State has posted a record of 34-10 against teams in the Atlantic Division including a mark of 17-4 at home and 17-6 on the road. Against Coastal Division teams, the Seminoles are 30-15 overall, 16-8 at home and 14-7 on the road. In 2007, FSU claimed its first ACC Atlantic Division title en route to earning the No. 1 overall seed in the ACC Tournament.

PLAYING ALL NINE POSITIONS

Baseball fans witnessed history on Monday, May 12 inside Dick Howser Stadium as junior Buster Posey played all nine fielding positions in Florida State's 10-0 victory over Savannah State. Posey became just the fourth Seminole in the Mike Martin era to play all nine positions in a game joining Mark Barineau, Jose Marzan and current assistant coach Mike Martin, Jr. Martin, Jr., was the last Florida State student-athlete to perform the feat as he played every position against Furman back in 1994.

A PERFECT 9-FOR-9 IN STOLEN BASES

Florida State set a season-high for stolen bases on Wednesday, April 2 against Jacksonville as the Seminoles were a perfect 9-for-9 in the stolen base category. Tyler Holt, Jason Stidham, Jack Rye and Luke Smierciak each swiped a pair of bases while Tony Delmonico had one. Holt broke a 2-2 tie in the top of the seventh as he successfully stole home. The nine stolen bases were the most in one game since FSU registered eight against West Virginia back on March 6, 2004. Entering the contest against Jacksonville, Florida State had 18 steals in 33 attempts with a season-high of three against Duquesne. The school record for the most stolen bases in a game is 11 set three times - Virginia (1994), Richmond (1986) and Stetson (1957).

CONSECUTIVE INNINGS SCORING STREAK

The Seminoles scored in 13 consecutive innings spanning three games against Savannah State. FSU scored in the final five innings of game two on Saturday, all seven innings in Sunday's game and the first



2009
OUTLOOK

COACHING
STAFF

PLAYER
BIOS

2008
REVIEW

2009
OPPONENTS

THE RECORD
BOOK

FSU
BASEBALL

HONORS
& AWARDS

ALL-TIME
RESULTS

SEMINOLES
IN THE PROS

THE
UNIVERSITY

2008 SEASON IN REVIEW

two innings of Monday's series finale. The streak began with a nine-run Seminole second on Saturday and ended when Florida State failed to score in the third inning on Monday. During the span, the Seminoles scored 49 runs, an average of 3.8 runs per inning. Dating back to the 2003 season, Florida State had not scored in more than eight consecutive innings. The Seminoles did score in eight consecutive innings spanning two games earlier this season against Duquesne and did it again in 2003 in two games against Charleston Southern and Siena.

MOST RUNS EVER SCORED IN A SERIES

Florida State's 76 runs scored in the four-game series sweep over Savannah State are the most runs scored in a series by a Seminole team. The Seminoles scored 23, 19, 24 and 10 runs respectively in the four games while posting a team batting average of .504. The Garnet and Gold also combined to hit 13 home runs with 30 extra base hits and 37 base-on-balls. The Seminoles have scored 76 runs in a weekend before but it came against four different teams during the 1998 NCAA Regional in Tallahassee. In that Regional, Florida State defeated Liberty 10-7, Delaware 27-6, Oklahoma 23-2 and Auburn 16-10. Florida State has scored 82 runs against a team in a season before. In 1992, the Seminoles put up 82 runs in four games against Georgia State but the four games were split into two, two-game series played during different parts of the season.

FIVE-HIT PERFORMANCE

Not once, but twice. Centerfielder Tyler Holt was the only Seminole to reach the five-hit plateau in 2008. His first five-hit game came on the road in FSU's 8-6 victory over Boston College. The freshman from Gainesville, Fla., went a perfect 5-for-5 in the game with three singles, a pair of doubles, a career-high three RBIs, two runs scored and a stolen base. Holt's five-hit performance was the first since Mark Hallberg went 5-for-7 against Maryland in 2007. The last Seminole to record a perfect 5-for-5 day at the plate was Tony McQuade back on April 20, 2003 against Miami. In the Tallahassee Regional, Holt matched that mark going 5-for-6 in the championship game against Tulane. He reached base in all seven plate appearances against the Green Wave finishing the tournament 14-for-21 with 11 runs and six RBI.

CONSECUTIVE AT-BATS WITH A HIT

Freshman Stuart Tapley became the first Seminole in nearly two years to register a hit in six straight at-bats. The Orlando, Fla., native performed the feat over two games against Savannah State as he went 4-for-4 in game two and then recorded hits in his first two at-bats in game three before drawing a walk in his third plate appearance. During his streak of six straight hits, Tapley registered a single, double, single, double, a two-run shot and his first career grand slam. The last Seminole to record six consecutive hits was Travis Anderson at the 2006 ACC Tournament in Jacksonville, Florida.


WALK-OFF VICTORIES

Florida State recorded four walk-off victories in its final at-bat of the 2008 season including two in the bottom of the ninth and two in back-to-back extra inning games. The two ninth inning victories came in back-to-back ACC games, one against Maryland and the other against Georgia Tech. Both extra inning victories came against Virginia at home.

GRAND SLAM HOME RUN

Florida State showed their offensive power in more ways than one in 2008. When it came to the long ball, the Seminoles registered five grand slams in 2008 falling three shy of the school record eight grand slams hit in 1996. Buster Posey led all players with three grand slams while Tony Delmonico and Stuart Tapley each contributed with one each.

Tony Delmonico hit the first Seminole grand slam of the season in the series finale at Boston College to conclude a 17-2 victory for the Garnet and Gold. The home run marked the first career grand slam for the junior shortstop. Florida State added to its grand slam total hitting three during a four-game series sweep against Savannah State. Buster Posey hit two bringing his career total to three while Stuart Tapley connected on his first slam. Posey added his third of the season and fourth of his career in a victory over Bucknell in an elimination game of the Tallahassee Regional. His three grand slams in one season tied a school record held by three others: J.D. Drew (1997), Jeremy Morris (1997) and Dennis Guinn (2006).



TOMMY PACKING THE O

Tommy Oravetz had his best offensive season in his third year with the Garnet and Gold. The junior from Tallahassee, Fla., appeared in 64 games and set a season-high with 41 starts (36 at DH and five at second base). Oravetz finished the season fifth on the team and 11th in the ACC with a .361 average. He set career season-highs for doubles (14), triples (3), home runs (4), RBI (32) and total bases (93). In a series sweep over Boston College, Oravetz recorded five hits including a pair of doubles, one triple and a home run. On top of all that, he tied for third on the team with four pinch hits. Oravetz ranked third on the team with a .458 average when hitting with two outs in an inning. He finished with 14 two-out RBI.

HOT START IN 2008

For the second straight year, Florida State started a season undefeated at 12-0. It marked just the third time in the Mike Martin era and the fifth time in the 61-year history of the program that FSU

2008 NCAA STATISTICAL LEADERS (FINAL RANKINGS)

INDIVIDUAL	
BATTING AVERAGE	
Buster Posey, Jr.....	1st.....463
RUNS PER GAME	
Buster Posey, Jr.....	9th.....1.31
Tyler Holt, Fr.....	28th.....1.22
RUNS	
Buster Posey, Jr.....	3rd.....89
Tyler Holt, Fr.....	t-7th.....83
Tony Delmonico, Jr.....	t-43rd.....69
HITS	
Buster Posey, Jr.....	1st.....119
Tony Delmonico, Jr.....	t-35th.....95
DOUBLES	
Buster Posey, Jr.....	t-62nd.....21
HOME RUNS PER GAME	
Buster Posey, Jr.....	8th.....0.38
Dennis Guinn, Sr.....	72nd.....0.28
HOME RUNS	
Buster Posey, Jr.....	t-3rd.....26
Dennis Guinn, Sr.....	t-29th.....19
RUNS BATTED IN PER GAME	
Buster Posey, Jr.....	8th.....1.37
Dennis Guinn, Sr.....	74th.....1.12
RUNS BATTED IN	
Buster Posey, Jr.....	1st.....93
Dennis Guinn, Sr.....	t-20th.....76
Tony Delmonico, Jr.....	t-50th.....69
WALKS PER GAME	
Tyler Holt, Fr.....	6th.....0.94
Buster Posey, Jr.....	33rd.....0.84
Jack Rye, Sr.....	63rd.....0.76
WALKS	
Tyler Holt, Fr.....	2nd.....64
Buster Posey, Jr.....	t-8th.....57
Jack Rye, Sr.....	t-35th.....47
Jason Stidham.....	t-64th.....43
TOTAL BASES	
Buster Posey, Jr.....	1st.....226
Dennis Guinn, Sr.....	t-27th.....166
ON BASE PERCENTAGE	
Buster Posey, Jr.....	1st.....566
SLUGGING PERCENTAGE	
Buster Posey, Jr.....	1st.....897
SACRIFICE FLIES	
Tony Delmonico, Jr.....	t-61st.....6.0
Jason Stidham, So.....	t-61st.....6.0
WINS	
Matt Fairel, So.....	t-4th.....12
Ryan Strauss, Sr.....	t-20th.....10
STRIKEOUTS	
Matt Fairel, So.....	34th.....100
Elih Villanueva, Jr.....	t-47th.....95
TEAM	
Batting.....	1st.....355
Scoring.....	3rd.....9.8
Runs.....	1st.....663
Hits.....	1st.....869
Doubles Per Game.....	14th.....2.4
Doubles.....	2nd.....163
Triples Per Game.....	52nd.....0.32
Triples.....	t-25th.....22
Home Runs Per Game.....	11th.....1.51
Home Runs.....	5th.....103
Slugging Percentage.....	3rd.....565
Base on Balls.....	1st.....435
Hit by Pitch.....	t-50th.....75
Sacrifice Flies.....	t-2nd.....45
ERA.....	27th.....4.16
Strikeouts P/9.....	73rd.....7.6
Hits Allowed P/9.....	14th.....8.71

2008 REVIEW

2008 SEASON IN REVIEW

opened the season with a 12-0 record. In 1972 and 1985, FSU started 12-0 while in 1975 the Seminoles ran out to a 15-0 mark under then head coach Woody Woodward. In 2007, Florida State set the school record for the best start in school history winning its first 23 games to start 23-0.

WALKING ON SUNSHINE

Florida State showed great patience at the plate in 2008 drawing a league-high 435 walks, 84 more than Miami who finished second with 351 base-on-balls. The Seminoles were the only team in the ACC to not finish the year with more strikeouts than walks. In fact, the Seminoles ended 2008 with the same number of walks and strikeouts (435). FSU registered double-digit walks in 12 games in 2008 including a season-high 14 against Virginia Tech.

RAIN, RAIN GO AWAY

Rain played havoc on the Seminole schedule in 2008 as Mother Nature forced five doubleheaders. Opening day was washed away by rain as was the Seminoles' exhibition game against the Philadelphia Phillies. FSU and

Georgia got through 4.5 innings before rain postponed game one of a two-game mid-week series. Rain also forced the cancellation of the first conference game of the season against Maryland back on March 7. It wasn't until the following week that the Seminoles played their first Friday night home game of the 2008 season. FSU and UVa played a twin bill on Sunday, April 6 with both games being decided in 10 innings. Even before the Seminoles hit the field against Boston College, threatening weather approaching the Boston area forced FSU and BC to play two on Friday.

ATTENDANCE RECORD

Florida State eclipsed the 200,000 fan mark for the first time in school history in 2008 en route to setting single-season records in home attendance and average home attendance. In 41 home games, including the Tallahassee Regional and Super Regional, a total of 202,132 fans passed through the gates of Dick Howser Stadium, an average of 4,930 fans per game. Home attendance eclipsed the 5,000 mark 14 times in 2008 with four figures ranking among the top 10 all-time crowds. Over a span of four consecutive games, FSU set the stadium attendance record three times with the largest crowd announced

FSU'S 2008 HOME RUNS

#	Name	Opponent (Date)	Inn	Type	#	Name	Opponent (Date)	Inn	Type
1.	Tyler Holt	Duquesne (2/23 - Gm 1)	5th	Solo	52.	Jack Posey	North Florida (4/16)	8th	2-run
2.	Jason Stidham	Duquesne (2/23 - Gm 1)	5th	Solo	53.	Dennis Guinn	Miami (4/18)	5th	2-run
3.	Tony Delmonico	Duquesne (2/23 - Gm 1)	5th	Solo	54.	Jason Stidham	Miami (4/20)	1st	Solo
4.	Ruairi O'Connor	Duquesne (2/23 - Gm 1)	6th	2-run	55.	Mike McGee	Miami (4/20)	4th	Solo
5.	Dennis Guinn	Duquesne (2/23 - Gm 1)	6th	3-run	56.	Stephen Cardullo	Miami (4/20)	4th	Solo
6.	Parker Brunelle	Duquesne (2/23 - Gm 1)	7th	2-run	57.	Buster Posey	Miami (4/20)	6th	3-run
7.	Buster Posey	Duquesne (2/23 - Gm 2)	1st	2-run	58.	Tyler Holt	North Carolina (4/26)	3rd	Solo
8.	Mike McGee	Duquesne (2/23 - Gm 2)	3rd	2-run	59.	Buster Posey	Stetson (4/29)	4th	Solo
9.	Jason Stidham	Duquesne (2/24)	4th	3-run	60.	Buster Posey	Stetson (4/29)	5th	2-run
10.	Tommy Oravetz	Duquesne (2/24)	8th	2-run	61.	Mike McGee	Stetson (4/30)	9th	2-run
11.	Dennis Guinn	Auburn (2/28)	8th	2-run	62.	Stuart Tapley	Clemson (5/4)	2nd	2-run
12.	Jason Stidham	Auburn (3/1)	1st	Solo	63.	Jason Stidham	Clemson (5/4)	4th	2-run
13.	Dennis Guinn	Auburn (3/1)	2nd	Solo	64.	Dennis Guinn	Clemson (5/4)	7th	2-run
14.	Buster Posey	Auburn (3/1)	5th	Solo	65.	Buster Posey	Clemson (5/4)	8th	2-run
15.	Dennis Guinn	Auburn (3/2)	6th	Solo	66.	Jack Rye	Clemson (5/5)	3rd	2-run
16.	Tony Delmonico	UNC Asheville (3/5)	8th	3-run	67.	Dennis Guinn	Clemson (5/5)	7th	Solo
17.	Ohmed Danesh	UNC Asheville (3/5)	8th	2-run	68.	Jack Rye	Savannah State (5/9)	2nd	2-run
18.	Dennis Guinn	Maryland (3/8 - Gm 1)	3rd	Solo	69.	Buster Posey	Savannah State (5/9)	3rd	GS
19.	Buster Posey	Maryland (3/9)	5th	2-run	70.	Mike McGee	Savannah State (5/9)	4th	Solo
20.	Buster Posey	Georgia (3/12 - Gm 1)	5th	Solo	71.	Stephen Cardullo	Savannah State (5/9)	5th	2-run
21.	Buster Posey	Georgia (3/12 - Gm 1)	6th	3-run	72.	Ruairi O'Connor	Savannah State (5/9)	6th	Solo
22.	Tony Delmonico	Georgia (3/12 - Gm 1)	7th	Solo	73.	Dennis Guinn	Savannah State (5/10)	2nd	2-run
23.	Stuart Tapley	Georgia (3/12 - Gm 2)	8th	2-run	74.	Tony Delmonico	Savannah State (5/10)	2nd	Solo
24.	Stuart Tapley	Georgia Tech (3/14)	6th	2-run	75.	Ohmed Danesh	Savannah State (5/10)	5th	Solo
25.	Jason Stidham	Georgia Tech (3/15)	8th	3-run	76.	Jack Rye	Savannah State (5/11)	1st	3-run
26.	Dennis Guinn	Georgia Tech (3/16)	8th	2-run	77.	Stuart Tapley	Savannah State (5/11)	1st	2-run
27.	Jack Rye	Virginia Tech (3/21)	2nd	Solo	78.	Stuart Tapley	Savannah State (5/11)	2nd	GS
28.	Jason Stidham	Virginia Tech (3/21)	6th	Solo	79.	Tommy Oravetz	Savannah State (5/11)	6th	Solo
29.	Dennis Guinn	Virginia Tech (3/22)	1st	3-run	80.	Buster Posey	Savannah State (5/12)	2nd	GS
30.	Tony Delmonico	Virginia Tech (3/22)	6th	3-run	81.	Buster Posey	NC State (5/17)	1st	Solo
31.	Dennis Guinn	Virginia Tech (3/23)	2nd	Solo	82.	Stephen Cardullo	NC State (5/17)	6th	Solo
32.	Jack Posey	Virginia Tech (3/23)	3rd	Solo	83.	Stuart Tapley	Wake Forest (5/21)	3rd	Solo
33.	Dennis Guinn	Virginia Tech (3/23)	4th	Solo	84.	Buster Posey	Wake Forest (5/21)	6th	2-run
34.	Tony Delmonico	Virginia Tech (3/23)	6th	2-run	85.	Buster Posey	Wake Forest (5/21)	7th	Solo
35.	Tyler Holt	Stetson (3/26)	2nd	2-run	86.	Dennis Guinn	Wake Forest (5/21)	7th	2-run
36.	Mike McGee	Stetson (3/26)	3rd	3-run	87.	Tony Delmonico	Florida (5/31)	7th	3-run
37.	Jason Stidham	Wake Forest (3/28)	1st	Solo	88.	Buster Posey	Florida (5/31)	8th	2-run
38.	Buster Posey	Wake Forest (3/28)	1st	Solo	89.	Jason Stidham	Bucknell (6/1)	2nd	3-run
39.	Dennis Guinn	Wake Forest (3/28)	3rd	3-run	90.	Buster Posey	Bucknell (6/1)	2nd	Solo
40.	Buster Posey	Wake Forest (3/28)	5th	2-run	91.	Buster Posey	Bucknell (6/1)	3rd	GS
41.	Jack Rye	Wake Forest (3/28)	7th	2-run	92.	Ohmed Danesh	Bucknell (6/1)	4th	3-run
42.	Stuart Tapley	Florida (4/1)	6th	Solo	93.	Dennis Guinn	Tulane (6/1)	3rd	Solo
43.	Buster Posey	Florida (4/1)	7th	2-run	94.	Buster Posey	Tulane (6/1)	4th	Solo
44.	Tommy Oravetz	Jacksonville (4/2)	9th	Solo	95.	Buster Posey	Tulane (6/1)	5th	3-run
45.	Jason Stidham	Virginia (4/4)	8th	Solo	96.	Dennis Guinn	Wichita State (6/6)	2nd	Solo
46.	Buster Posey	Virginia (4/4)	8th	Solo	97.	Buster Posey	Wichita State (6/6)	4th	Solo
47.	Dennis Guinn	Virginia (4/6 - Gm 1)	7th	Solo	98.	Stuart Tapley	Wichita State (6/7)	2nd	Solo
48.	Buster Posey	Boston College (4/11 - Gm 1)	9th	Solo	99.	Mike McGee	Wichita State (6/7)	8th	2-run
49.	Jack Rye	Boston College (4/11 - Gm 2)	8th	Solo	100.	Jack Rye	Wichita State (6/8)	1st	3-run
50.	Tommy Oravetz	Boston College (4/12)	2nd	Solo	101.	Buster Posey	Wichita State (6/8)	7th	2-run
51.	Tony Delmonico	Boston College (4/12)	9th	GS	102.	Dennis Guinn	Stanford (6/14)	6th	Solo
					103.	Jason Stidham	Stanford (6/14)	8th	3-run



2008 SEASON IN REVIEW

at 6,789 in a Saturday victory over Miami. The three-game series against Miami drew 19,062 fans breaking the previous three-game series attendance record of 18,045 set against the Hurricanes in 2006.

2008 MLB DRAFT

	RD	PICK	MLB CLUB
Buster Posey	1	5	San Francisco
Tony Delmonico	6	187	Los Angeles
Ryan Strauss	9	270	Chicago White Sox
Jack Rye	13	410	New York Yankees
Dennis Guinn	17	513	Texas
Elih Villanueva	27	808	Florida
Matt Fairrel	35	1049	Cincinnati

2008 STARTERS GAME-BY-GAME

RHP ELIH VILLANUEVA (6-4, 3.69 ERA)

Date	Opp. (W-L-ND)	IP	H	R	ER	BB	K
2/23	Duquesne (W)	5.0	4	2	1	2	5
2/28	at Auburn (W)	5.1	4	4	4	4	6
3/8	Maryland (W)*	9.0	5	4	2	1	8
3/14	Georgia Tech (ND)*	6.1	6	5	5	5	8
3/22	at Virginia Tech (ND)*	4.2	9	7	5	5	2
3/30	at Wake Forest (ND)*	7.1	5	1	1	2	9
4/6	Virginia (ND)*	7.2	8	2	1	3	9
4/12	at Boston College (W)*	6.0	5	0	0	2	8
4/20	Miami (L)*	2.0	5	5	5	3	1
4/27	at North Carolina (L)*	9.0	2	2	2	1	3
5/4	at Clemson (W)*	7.0	6	1	1	2	5
5/10	Savannah State (W)	5.0	3	1	1	0	9
5/16	NC State (ND)*	7.0	3	0	0	4	6
5/24	North Carolina (ND)**	5.0	6	3	3	2	2
6/6	Wichita State (L)***	5.0	6	5	4	1	3
6/16	Miami (L)***	3.2	6	4	4	4	1

LHP MATT FAIREL (12-2, 3.79 ERA)

Date	Opp. (W-L-ND)	IP	H	R	ER	BB	K
2/23	Duquesne (W)	5.0	7	2	1	1	7
2/29	at Auburn (W)	7.0	3	2	1	3	3
3/8	Maryland (W)*	7.0	7	0	0	2	7
3/15	Georgia Tech (W)*	8.0	4	1	1	2	9
3/21	at Virginia Tech (W)*	7.0	7	3	2	2	5
3/28	at Wake Forest (W)*	6.0	6	2	2	3	4
4/4	Virginia (W)*	7.0	6	2	2	3	7
4/11	at Boston College (W)*	6.0	6	6	5	2	3
4/18	Miami (L)*	5.1	10	8	6	3	4
4/25	at North Carolina (ND)*	5.2	4	0	0	2	6
5/3	at Clemson (ND)*	7.0	6	3	3	5	7
5/9	Savannah State (W)	5.0	2	1	1	2	8
5/15	NC State (L)*	6.1	9	6	6	2	8
5/21	Wake Forest (W)**	7.0	4	3	3	2	8
5/31	Florida (ND)***	3.0	4	5	4	3	2
6/2	Tulane (W)***	5.2	7	4	3	1	3
6/7	Wichita State (W)***	8.0	9	4	4	0	6
6/14	Stanford (ND)***	5.2	6	3	3	2	3

RHP RYAN STRAUSS (5-1, 5.30 ERA)

Date	Opp. (W-L-ND)	IP	H	R	ER	BB	K
3/1	Auburn (W)	7.0	4	0	0	3	5
3/9	Maryland (ND)*	6.2	9	7	6	2	3
3/16	Georgia Tech (W)*	6.0	5	4	4	3	8
3/23	at Virginia Tech (ND)*	3.0	8	8	8	4	2
4/1	vs. Florida (W)	7.0	4	1	1	1	4
4/15	Florida (W)	9.0	7	2	2	3	6
5/17	NC State (W)*	6.0	4	1	1	2	8
5/23	Virginia (L)**	4.0	5	4	4	1	3
6/1	Tulane (W)	5.2	7	6	6	3	5

RHP BO O'DELL (3-1, 2.67 ERA)

Date	Opp. (W-L-ND)	IP	H	R	ER	BB	K
3/4	UNC Asheville (W)	6.0	8	2	2	0	5
3/12	Georgia (ND)	6.0	5	3	2	2	4
3/18	Florida (L)	3.1	5	2	2	1	2
3/26	Stetson (W)	5.0	2	0	0	0	4
4/30	at Stetson (ND)	5.0	4	3	3	3	4
5/12	Savannah State (W)	5.0	3	0	0	1	3

RHP MIKE MCGEE (6-1, 4.14 ERA)

Date	Opp. (W-L-ND)	IP	H	R	ER	BB	K
2/24	Duquesne (W)	5.0	2	3	3	4	4
3/2	Auburn (W)	7.0	3	0	0	3	5
3/12	Georgia (L)	3.1	6	8	5	4	1
3/25	Stetson (W)	7.0	5	2	2	2	2
4/2	at Jacksonville (W)	6.2	6	4	3	1	4
5/16	North Florida (W)	5.0	4	1	1	3	3
4/29	at Stetson (W)	6.0	6	2	0	1	4
5/7	Jacksonville (ND)	5.0	4	4	3	4	3
6/1	Bucknell (W)***	5.0	8	6	6	1	3

RHP TYLER EVERETT (0-0, 3.60 ERA)

Date	Opp. (W-L-ND)	IP	H	R	ER	BB	K
3/5	UNC Asheville (ND)	5.0	4	3	2	4	1

RHP GEOFF PARKER (4-2, 4.94 ERA)

Date	Opp. (W-L-ND)	IP	H	R	ER	BB	K
3/29	at Wake Forest (L)*	6.0	4	3	2	3	6
4/6	Virginia (ND)*	7.0	7	2	2	3	7
4/11	at Boston College (W)*	8.0	8	3	3	1	6
4/19	Miami (ND)*	4.0	8	5	4	0	5
4/26	at North Carolina (W)*	5.1	7	2	2	3	1
5/5	at Clemson (W)*	7.2	8	2	2	3	4
5/11	Savannah State (W)	4.0	5	3	3	0	6
5/30	Bucknell (L)***	2.1	7	4	4	1	4
6/8	Wichita State (ND)***	3.0	4	4	4	2	4

*denotes ACC game; **denotes ACC Tourney; ***denotes NCAA Tourney

SERIES STATS VERSUS 2008 OPPONENTS

BATTING

	AVG	AB	R	H	RBI	2B-3B-HR	BB-SO
Duquesne	.423	104	44	44	43	10-3-10	18-17
Auburn	.319	138	27	44	26	10-1-5	17-20
UNC Asheville	.365	63	21	23	16	3-2-2	25-8
Maryland	.388	103	30	40	25	9-1-2	25-16
Georgia	.292	65	18	19	15	4-0-4	13-13
Georgia Tech	.336	110	36	37	33	6-0-3	23-26
Florida	.323	99	15	32	14	4-0-2	14-14
Virginia Tech	.407	123	39	50	34	13-3-8	30-22
Stetson	.392	148	49	58	45	12-0-5	27-15
Wake Forest	.298	114	26	34	24	5-2-5	24-18
Jacksonville	.292	65	13	19	9	3-1-1	13-12
Virginia	.305	105	16	32	15	6-1-3	11-26
Boston College	.357	115	29	41	29	11-1-4	18-19
North Florida	.361	36	10	13	9	3-0-1	5-4
Miami	.354	99	23	35	20	4-0-5	14-24
North Carolina	.262	103	18	27	16	5-0-1	19-24
Clemson	.386	114	26	44	23	7-1-6	13-19
Savannah State	.504	139	76	70	69	14-3-13	37-12
NC State	.209	86	11	18	10	2-2-2	13-27
ACC Tourney	.296	108	20	32	19	6-1-4	10-28
NCAA Regional	.413	213	74	88	68	16-0-9	33-27
Super Regionals	.333	120	32	40	31	6-0-6	22-23
CWS	.363	80	10	29	10	3-0-2	11-21

PITCHING

	W-L	ERA	IP	H	R	ER	BB-SO
Duquesne	3-0	2.45	22.0	16	9	6	10-22
Auburn	4-0	3.00	36.0	27	14	12	14-25
UNC Asheville	2-0	4.00	18.0	17	9	8	13-14
Maryland	3-0	2.67	27.0	26	12	8	8-23
Georgia	1-1	6.00	18.0	20	16	12	10-9
Georgia Tech	3-0	5.67	27.0	22	17	17	14-32
Florida	2-1	3.12	26.0	24	10	9	9-19
Virginia Tech	3-0	7.33	27.0	38	27	22	15-18
Stetson	4-0	2.00	36.0	28	11	8	9-23
Wake Forest	2-1	2.25	28.0	21	8	7	12-26
Jacksonville	1-1	4.50	18.0	19	12	9	12-17
Virginia	3-0	1.86	29.0	23	7	6	11-33
Boston College	3-0	3.00	27.0	22	11	9	8-22
North Florida	1-0	2.00	9.0	6	2	2	5-6
Miami	1-2	7.92	25.0	34	27	22	15-22
North Carolina	1-2	2.77	26.0	26	18	8	13-13
Clemson	3-0	4.18	28.0	31	14	13	16-21
Savannah State	4-0	2.57	28.0	22	10	8	5-37
NC State	2-1	4.33	27.0	23	13	13	17-30
ACC Tourney	2-1	4.85	26.0	28	14	14	15-20
NCAA Regional	4-1	6.80	45.0	53	42	34	19-40
Super Regionals	2-1	5.67	27.0	26	18	17	5-23
CWS	0-2	6.35	17.0	26	23	12	11-9

2008 REVIEW

2008 SEASON IN REVIEW

STARTERS

Date	Opp.	Dec.	IP	H	R	ER	BB	K
2/23	Duquesne	W	5.0	4	2	1	2	5
2/23	Duquesne	W	5.0	7	2	1	1	7
2/24	Duquesne	W	5.0	2	3	3	4	4
2/28	at Auburn	W	5.1	4	4	4	4	6
2/29	at Auburn	W	7.0	3	2	1	3	3
3/1	Auburn	W	7.0	4	0	0	3	5
3/2	Auburn	W	7.0	3	0	0	3	5
3/4	UNC Asheville	W	6.0	8	2	2	0	5
3/5	UNC Asheville	ND	5.0	4	3	2	4	1
3/8	Maryland	W	9.0	5	4	2	1	8
3/8	Maryland	W	7.0	7	0	0	2	7
3/9	Maryland	ND	6.2	9	7	6	2	3
3/12	Georgia	L	3.1	6	8	5	4	1
3/12	Georgia	ND	6.0	5	3	2	2	4
3/14	Georgia Tech	ND	6.1	6	5	5	5	8
3/15	Georgia Tech	W	8.0	4	1	1	2	9
3/16	Georgia Tech	W	6.0	5	4	4	3	8
3/18	Florida	L	3.1	5	2	2	1	2
3/21	at Virginia Tech	W	7.0	7	3	2	2	5
3/22	at Virginia Tech	ND	4.2	9	7	5	5	2
3/23	at Virginia Tech	ND	3.0	8	8	8	4	2
3/25	Stetson	W	7.0	5	2	2	2	2
3/26	Stetson	W	5.0	2	0	0	0	4
3/28	at Wake Forest	W	6.0	6	2	2	3	4
3/29	at Wake Forest	L	6.0	4	3	2	3	6
3/30	at Wake Forest	ND	7.1	5	1	1	2	9
4/1	vs Florida	W	7.0	4	1	1	1	4
4/2	at Jacksonville	W	6.2	6	4	3	1	4
4/4	Virginia	W	7.0	6	2	2	3	7
4/6	Virginia	ND	7.0	7	2	2	3	7
4/6	Virginia	ND	7.2	8	2	1	3	9
4/11	at Boston College	W	6.0	6	6	5	2	3
4/11	at Boston College	W	8.0	8	3	3	1	6
4/12	at Boston College	W	6.0	5	0	0	2	8
4/15	Florida	W	9.0	7	2	2	3	6
4/16	North Florida	W	5.0	4	1	1	3	3
4/18	Miami	L	5.1	10	8	6	3	4
4/19	Miami	ND	4.0	8	5	4	0	5
4/20	Miami	L	2.0	5	5	5	3	1
4/25	at North Carolina	ND	5.2	4	0	0	2	6
4/26	at North Carolina	W	5.1	7	2	2	3	1
4/27	at North Carolina	L	9.0	2	2	2	1	3
4/29	at Stetson	W	6.0	6	2	0	1	4
4/30	at Stetson	ND	5.0	4	3	3	3	4
5/3	at Clemson	ND	7.0	6	3	3	5	7
5/4	at Clemson	W	7.0	6	1	1	2	5
5/5	at Clemson	W	7.2	8	2	2	3	4
5/7	Jacksonville	ND	5.0	4	4	3	4	3
5/9	Savannah State	W	5.0	2	1	1	2	8
5/10	Savannah State	W	5.0	3	1	1	0	9
5/11	Savannah State	W	4.0	5	3	3	0	6
5/12	Savannah State	W	5.0	3	0	0	1	3
5/15	NC State	L	6.1	9	6	6	2	8
5/16	NC State	ND	7.0	3	0	0	4	6
5/17	NC State	W	6.0	4	1	1	2	8
5/21	Wake Forest*	W	7.0	4	3	3	2	8
5/23	Virginia*	L	4.0	5	4	4	1	3
5/24	North Carolina*	ND	5.0	6	3	3	2	2
5/30	Bucknell#	L	2.1	7	4	4	1	4
5/31	Florida#	ND	3.0	4	5	4	3	2
6/1	Bucknell#	W	5.0	8	6	6	1	3
6/1	Tulane#	W	5.2	7	6	6	3	5
6/2	Tulane#	W	5.2	7	4	3	1	3
6/6	Wichita State#	L	5.0	6	5	4	1	3
6/7	Wichita State#	W	8.0	9	4	4	0	6
6/8	Wichita State#	ND	3.0	4	4	4	2	4
6/14	Stanford-	ND	5.2	6	3	3	2	3
6/16	Miami-	L	3.2	6	4	4	4	1

BULLPEN

Date	Opp.	Dec.	IP	H	R	ER	BB	K
2/23	Duquesne	ND	2.0	1	1	1	1	1
2/23	Duquesne	ND	2.0	1	1	0	0	1
2/24	Duquesne	ND	3.0	1	0	0	0	2
2/28	at Auburn	SV	3.2	3	1	1	0	3
2/29	at Auburn	SV	2.0	4	3	2	0	2
3/1	Auburn	SV	2.0	2	3	3	1	0
3/2	Auburn	ND	2.0	4	1	1	0	1
3/4	UNC Asheville	ND	3.0	1	2	2	5	4
3/5	UNC Asheville	W	4.0	4	2	2	3	4
3/8	Maryland - GM 2	ND	2.0	3	0	0	1	4
3/9	Maryland	W	2.1	2	1	0	2	1
3/12	Georgia	ND	5.2	4	5	5	3	3
3/12	Georgia	W	3.0	5	0	0	1	1
3/14	Georgia Tech	W	2.2	1	2	2	2	4
3/15	Georgia Tech	ND	1.0	2	1	1	0	0
3/16	Georgia Tech	ND	3.0	4	4	4	2	3
3/18	at Florida	ND	4.2	6	4	3	3	3
3/21	at Virginia Tech	ND	2.0	2	1	1	0	0
3/22	at Virginia Tech	W, SV	4.1	5	4	3	3	3
3/23	at Virginia Tech	W	6.0	7	4	3	1	6
3/25	Stetson	ND	2.0	1	0	0	0	2
3/26	Stetson	ND	4.0	5	3	2	1	3
3/28	at Wake Forest	SV	3.0	2	0	0	1	3
3/29	at Wake Forest	ND	2.0	1	1	1	2	4
3/30	at Wake Forest	W	3.2	3	1	1	1	0
4/1	vs Florida	ND	2.0	2	1	1	1	4
4/2	at Jacksonville	SV	2.1	4	1	1	3	3
4/4	Virginia	ND	2.0	2	1	1	1	2
4/6	Virginia	W	3.0	0	0	0	1	6
4/6	Virginia	W	2.1	0	0	0	0	2
4/11	at Boston College	SV	3.0	1	0	0	1	2
4/11	at Boston College	SV	1.0	0	0	0	0	0
4/12	at Boston College	ND	3.0	2	2	1	0	0
4/16	North Florida	ND	4.0	2	1	1	2	3
4/18	Miami	ND	3.2	4	3	1	1	1
4/19	Miami	W, SV	5.0	1	0	0	3	7
4/20	Miami	ND	5.0	6	6	6	5	4
4/25	at North Carolina	L	2.1	8	11	5	3	0
4/26	at North Carolina	SV	3.2	4	3	3	2	3
4/27	at North Carolina	ND	0.0	1	0	0	2	0
4/29	at Stetson	SV	3.0	4	1	1	1	1
4/30	at Stetson	W	4.0	1	0	0	1	3
5/3	at Clemson	W, SV	3.0	6	5	5	4	2
5/4	at Clemson	ND	2.0	4	3	2	2	2
5/5	at Clemson	SV	1.1	1	0	0	0	1
5/7	Jacksonville	L	4.0	5	3	2	4	7
5/9	Savannah State	ND	2.0	3	3	3	0	2
5/10	Savannah State	ND	2.0	1	1	0	1	2
5/11	Savannah State	ND	3.0	4	1	0	0	5
5/12	Savannah State	ND	2.0	1	0	0	1	2
5/15	NC State	ND	2.2	5	6	6	5	3
5/16	NC State	W, SV	2.0	0	0	0	1	3
5/17	NC State	ND	3.0	2	0	0	3	2
5/21	Wake Forest*	ND	2.0	3	0	0	0	1
5/23	Virginia*	ND	4.0	6	1	1	3	3
5/24	North Carolina*	W	4.0	4	3	3	7	3
5/30	Bucknell#	ND	6.2	6	3	3	2	3
5/31	Florida#	W	6.0	6	6	6	1	10
6/1	Bucknell#	SV	4.0	1	3	1	2	3
6/1	Tulane#	ND	3.1	3	2	0	2	3
6/2	Tulane#	ND	3.1	4	3	1	3	4
6/6	Wichita State#	ND	4.0	6	5	5	1	6
6/7	Wichita State#	ND	1.0	0	0	0	0	2
6/8	Wichita State#	W	6.0	1	0	0	1	2
6/14	vs. Stanford-	L	3.1	9	13	6	4	2
6/16	vs. Miami-	ND	4.1	5	3	3	1	3

* denotes ACC Tourney; # denotes NCAA Tourney; - denotes College World Series

* denotes ACC Tourney; # denotes NCAA Tourney; - denotes College World Series



2009 OUTLOOK
 COACHING STAFF
 PLAYER BIOS
 2008 REVIEW
 2009 OPPONENTS
 THE RECORD BOOK
 FSU BASEBALL
 HONORS & AWARDS
 ALL-TIME RESULTS
 SEMINOLES IN THE PROS
 THE UNIVERSITY

2008 FINAL STATS

RECORD: 54-14 HOME: 34-7 AWAY: 17-4 NEUTRAL: 3-3 ACC: 24-6

BATTING

Player	AVG	GP	GS	AB	R	H	2B	3B	HR	RBI	TB	SLG%	BB	HBP	SO	GDP	OB%	SF	SH	SB	ATT	PO	A	E	FLD%		
8 Buster Posey	.463	68	67	257	89	119	21	4	26	93	226	.879	57	8	29	6	.566	3	0	5	8	424	51	8	.983		
1 Stuart Tapley	.383	58	57	196	54	75	15	1	8	40	116	.592	29	7	45	1	.472	3	2	1	3	37	58	12	.888		
3 Tony Delmonico	.374	66	66	254	69	95	19	2	8	69	142	.559	34	9	43	3	.455	6	1	14	18	95	175	30	.900		
46 Jack Rye	.371	62	61	232	48	86	15	0	7	52	122	.526	47	5	33	6	.478	5	3	12	18	102	2	3	.972		
6 Tommy Oravetz	.361	64	41	169	37	61	14	3	4	32	93	.550	24	8	31	6	.456	3	2	1	1	14	26	2	.952		
25 Mike McGee	.344	58	47	160	35	55	8	3	6	36	87	.544	24	0	35	5	.427	1	4	3	3	58	13	1	.986		
24 Dennis Guinn	.332	68	68	259	67	86	19	2	19	76	166	.641	40	7	40	9	.430	3	3	2	2	536	35	10	.983		
15 Tyler Holt	.324	68	68	250	83	81	10	2	3	41	104	.416	64	9	46	6	.471	4	7	15	24	164	1	2	.988		
13 Jason Stidham	.322	65	64	255	63	82	13	2	11	63	132	.518	43	10	30	4	.430	6	2	6	14	87	160	11	.957		
2 Ohmed Danesh	.284	61	34	134	31	38	11	2	3	29	62	.463	27	1	36	3	.400	3	1	1	4	64	2	4	.943		

16 Bo O'Dell	1.000	1	0	1	1	1	0	0	0	0	1	1.000	0	0	0	0	1.000	0	0	0	0	4	9	1	.929		
26 Jimmy Marshall	.500	3	0	4	2	2	1	0	0	0	3	.750	0	0	1	0	.500	0	0	0	0	2	4	0	1.000		
14 Ryan Strauss	.500	5	1	2	0	1	0	0	0	1	1	.500	0	0	0	0	.500	0	0	0	0	15	10	0	1.000		
20 Nick Vickerson	.400	13	0	15	4	6	0	0	0	3	6	.400	3	0	4	0	.500	0	0	0	0	1	6	2	.778		
38 Stephen Cardullo	.387	41	10	62	17	24	5	0	3	17	38	.613	11	0	14	2	.473	1	1	2	3	7	22	8	.784		
10 Luke Smierciak	.340	43	5	47	18	16	3	1	0	11	21	.447	8	6	10	0	.484	1	1	6	6	14	0	1	.933		
28 Tyler Everett	.333	3	0	3	0	1	1	0	0	1	2	.667	0	0	2	0	.250	1	0	0	0	4	8	0	1.000		
9 Ruairi O'Connor	.300	33	7	50	19	15	3	0	2	8	24	.480	5	3	14	1	.397	0	1	0	1	14	0	1	.933		
5 Jack Posey	.281	38	12	64	16	18	4	0	2	17	28	.438	10	2	15	3	.390	1	3	0	0	50	12	3	.954		
7 Parker Brunelle	.226	35	5	31	10	7	1	0	1	13	11	.355	9	0	7	0	.364	4	1	0	0	83	9	1	.989		
33 Trenton Jarvis	.000	2	0	3	0	0	0	0	0	1	0	.000	0	0	0	0	.000	0	0	0	0	0	0	0	.000		
32 Matt Fairrel	.000	2	0	2	0	0	0	0	0	0	0	.000	0	0	0	1	.000	0	0	0	0	6	14	1	.952		

Totals	.355	68	68	2450	663	869	163	22	103	603	1385	.565	435	75	435	56	.459	45	32	68	105	1791	657	103	.960		
Opponents	.253	68	68	2287	344	578	116	6	49	311	853	.373	266	61	504	45	.343	26	31	42	71	1726	657	93	.962		

LOB - Team (649), Opp (536). DPs turned - Team (51), Opp (69). CI - Team (0), Opp (1). IBB - Team (18), Posey, B. 12, Guinn, D. 2, Delmonico, T. 1, Stidham, J. 1, Rye, J. 1, Cardullo, S. 1, Opp (11). Picked off - Holt, T. 7, Tapley, S. 2, Stidham, J. 2, Delmonico, T. 2, Oravetz, T. 1, Posey, B. 1, Rye, J. 1.

PITCHING

Player	ERA	W	L	APP	GS	CG	SHO	CBO	SV	IP	H	R	ER	BB	SO	2B	3B	HR	AB	B/Avg	WP	HBP	BK	SFA	SHA		
16 Bo O'Dell	3.60	5	1	21	6	0	0	2	0	55.0	61	26	22	20	37	14	0	5	216	.282	1	4	0	3	3		
32 Matt Fairrel	3.79	12	2	18	18	0	0	1	0	111.2	107	55	47	40	100	28	2	7	427	.251	5	6	0	1	6		
27 Elih Villanueva	4.01	7	4	17	16	1	0	1	0	101.0	89	52	45	42	95	21	0	6	379	.235	1	14	1	5	5		
25 Mike McGee	4.04	7	1	12	9	0	0	1	0	55.2	50	32	25	24	33	12	0	6	216	.231	6	3	0	3	0		
14 Ryan Strauss	4.31	10	1	24	9	1	0	0	4	85.2	74	46	41	33	68	10	1	11	316	.234	2	6	0	2	5		
21 Geoff Parker	4.50	6	2	14	9	0	0	0	0	60.0	66	34	30	20	56	7	2	5	231	.286	8	8	0	3	6		

8 Buster Posey	1.17	0	0	9	0	0	0	2	6	7.2	5	6	1	3	10	1	0	0	29	.172	1	1	0	1	0		
22 John Gast	2.70	0	1	14	0	0	0	0	0	13.1	15	5	4	11	14	2	0	0	52	.288	0	2	0	0	1		
26 Jimmy Marshall	3.69	6	2	38	0	0	0	2	2	46.1	41	27	19	31	54	7	0	1	177	.232	1	5	0	3	3		
28 Tyler Everett	5.64	0	0	17	1	0	0	1	3	30.1	30	23	19	16	16	9	0	5	119	.252	2	7	0	3	1		
31 Ben Francis	8.53	1	0	18	0	0	0	0	0	19.0	28	23	18	14	12	3	0	3	83	.337	1	1	0	1	1		
35 Ryan Vigue	9.72	0	0	10	0	0	0	0	0	8.1	7	10	9	8	8	1	1	0	29	.241	2	2	0	1	0		
33 Trenton Jarvis	12.00	0	5	0	0	0	0	0	0	3.0	5	5	4	4	1	1	0	0	13	.385	0	2	0	0	0		

Totals	4.16	54	14	68	68	2	3	3	15	597.0	578	344	276	266	504	116	6	49	2287	.253	30	61	1	26	31		
Opponents	9.17	14	54	68	68	2	1	0	6	575.1	869	663	586	435	435	163	22	103	2450	.355	87	75	12	45	32		

PB - Team (4), Brunelle, P. 2, Posey, B. 2, Opp (8). Pickoffs - Team (19), Posey, B. 6, Villanueva, E. 4, Gast, J. 2, Fairrel, M. 2, O'Dell, B. 2, Strauss, R. 1, Vigue, R. 1, Marshall, J. 1, Opp (16). SBA/ATT - Posey, B. (35-59), Fairrel, M. (10-16), Villanueva, E. (10-14), Brunelle, P. (7-9), Strauss, R. (2-7), Marshall, J. (6-7), Parker, G. (5-7), McGee, M. (1-5), O'Dell, B. (1-4), Francis, B. (3-3), Everett, T. (1-3), Gast, J. (1-2), Jarvis, T. (2-2), Vigue, R. (0-1).

FIELDING

Player	C	PO	A	E	FLD%	DPs	SBA	CSB	SBA%	PBCI	Player	C	PO	A	E	FLD%	DPs	SBA	CSB	SBA%	PBCI				
14 Ryan Strauss	25	15	10	0	1.000	0	2	5	.286	0	0	32	6	14	1	.952	0	10	6	.625	0	0			
27 Elih Villanueva	23	2	21	0	1.000	2	10	4	.714	0	0	70	64	2	4	.943	0	0	0	-	0	0			
28 Tyler Everett	12	4	8	0	1.000	0	1	2	.333	0	0	16	6	9	1	.938	1	5	2	.714	0	0			
26 Jimmy Marshall	6	2	4	0	1.000	1	6	1	.857	0	0	15	14	0	1	.933	0	0	0	-	0	0			
31 Ben Francis	4	0	4	0	1.000	0	3	0	1.000	0	0	15	14	0	1	.933	0	0	0	-	0	0			
35 Ryan Vigue	1	0	1	0	1.000	0	1	0	.000	0	0	14	4	9	1	.929	0	1	3	.250	0	0			
7 Parker Brunelle	93	83	9	1	.989	2	7	2	.778	2	0	300	95	175	30	.900	33	0	0	-	0	0			
15 Tyler Holt	167	164	1	2	.988	1	0	0	-	0	0	107	37	58	12	.888	6	0	0	-	0	0			
25 Mike McGee	72	58	13	1	.986	1	1	4	.200	0	0	8	2	5	1	.875	0	1	1	.500	0	0			
8 Buster Posey	483	424	51	8	.983	5	35	24	.593	2	0	37	7	22	8	.784	1	0	0	-	0	0			
24 Dennis Guinn	581	536	35	10	.983	42	0	0	-	0	0	9	1	6	2	.778	1	0	0	-	0	0			
46 Jack Rye	107	102	2	3	.972	2	0	0	-	0	0	0	0	0	0	.000	0	2	0	1.000	0	0			
13 Jason Stidham	258	87	160	11	.957	30	0	0	-	0	0	0	0	0	0	.000	0	2	0	1.000	0	0			
5 Jack Posey	65	50	12	3	.954	7	0	0	-	0	0	0	0	0	0	.000	0	2	0	1.000	0	0			
6 Tommy Oravetz	42	14	26	2	.952	5	0	0	-	0	0	0	0	0	0	.000	0	2	0	1.000	0	0			

Totals																									
Opponents																									

2008 REVIEW

2008 FINAL STATS

INNING-BY-INNING SUMMARY

	1	2	3	4	5	6	7	8	9	EX	TOTAL
Florida State	79	83	78	69	74	84	54	89	45	8	663
Opponents	35	32	30	46	28	47	33	43	45	5	344

RECORD WHEN TEAM SCORES

RUNS	0	1	2	3	4	5	6	7	8	9	10+
W-L	0-1	1-2	0-2	3-1	4-2	1-2	2-1	2-1	5-0	5-0	31-2

RECORD WHEN OPPONENT SCORES

RUNS	0	1	2	3	4	5	6	7	8	9	10+
W-L	3-0	2-0	12-1	11-0	8-1	6-1	2-1	2-3	4-0	1-0	3-7

RECORD WHEN LEADING AFTER

INN	1	2	3	4	5	6	7	8
W-L	22-2	35-5	37-3	37-3	39-3	43-3	39-2	39-0

RECORD WHEN TRAILING AFTER

INN	1	2	3	4	5	6	7	8
W-L	13-0	9-5	9-9	11-11	7-11	4-11	4-10	3-11

RECORD WHEN TIED AFTER

INN	1	2	3	4	5	6	7	8
W-L	19-12	10-4	8-2	6-0	8-0	7-0	5-1	5-2

Home attendance: 202,132 (41 dates avg = 4,930)

Away attendance: 126,356 (27 dates avg = 4,679)

Total attendance: 328,488 (68 dates avg = 4,830)

WIN-LOSS SUMMARY

Total.....	54-14	Hit 2+ home runs.....	26-4
Conference.....	24-6	Opponent 0 home runs.....	29-6
Non-Conf.....	30-8	Opponent 1 home run.....	9-3
Home.....	34-7	Opponent 2+ HRs.....	6-5
Away.....	17-4	Made 0 errors.....	11-3
Neutral.....	3-3	Made 1 error.....	21-4
Day.....	30-7	Made 2+ errors.....	22-7
Night.....	24-7	Opp. made 0 errors.....	15-7
vs. Left.....	9-7	Opp. made 1 error.....	15-3
vs. Right.....	45-7	Opp. made 2+ errors.....	24-4
1-Run games.....	12-3	Out-hit opponent.....	48-5
2-Run games.....	5-3	Out-hit by opponent.....	3-8
5+Run games.....	34-6	Hits are tied.....	3-1
Extra innings.....	4-1		
Shutouts.....	3-1		
Scoring 0-2 runs.....	1-5		
Scoring 3-5 runs.....	8-5		
Scoring 6-9 runs.....	14-2		
Scoring 10+ runs.....	31-2		
Opponent 0-2 runs.....	17-1		
Opponent 3-5 runs.....	25-2		
Opponent 6-9 runs.....	9-4		
Opponent 10+ runs.....	3-7		
Scored in 1st inning.....	25-4		
Scores first.....	33-7		
Opp. scores first.....	21-7		
After 6 leading.....	43-3		
After 6 trailing.....	4-11		
After 6 tied.....	7-0		
After 7 leading.....	39-2		
After 7 trailing.....	4-10		
After 7 tied.....	5-1		
After 8 leading.....	39-0		
After 8 trailing.....	3-11		
After 8 tied.....	5-2		
Hit 0 home runs.....	12-9		
Hit 1 home run.....	16-1		



Freshman Stuart Tapley celebrates after scoring a run in the NCAA Tournament.



2008 RESULTS

DATE	OPPOSING TEAM	SCORE	R-H-E	R-H-E	INN	OVERALL	ACC	PITCHER OF RECORD	ATTEND	TIME
2/23	DUQUESNE	W, 14-3	14-14-2	3-5-1	7	1-0-0	0-0-0	Villanueva,E (W 1-0)	5567	2:50
2/23	DUQUESNE	W, 15-3	15-15-2	3-8-1	7	2-0-0	0-0-0	Fairrel, M. (W 1-0)	5567	2:30
2/24	DUQUESNE	W, 15-3	15-15-1	3-3-1	8	3-0-0	0-0-0	McGee, M. (W 1-0)	4714	2:59
2/28	at Auburn	W, 7-5	7-11-2	5-7-1	9	4-0-0	0-0-0	Villanueva,E (W 2-0)	2877	2:47
2/29	at Auburn	W, 6-5	6-10-5	5-7-3	9	5-0-0	0-0-0	Fairrel, M. (W 2-0)	3012	2:37
3/1	AUBURN	W, 4-3	4-10-2	3-6-0	9	6-0-0	0-0-0	Strauss, R. (W 1-0)	6544	2:43
3/2	AUBURN	W, 10-1	10-13-1	1-7-1	9	7-0-0	0-0-0	McGee, M. (W 2-0)	5704	2:48
3/4	UNC ASHEVILLE	W, 11-4	11-11-1	4-9-2	9	8-0-0	0-0-0	O'Dell, B. (W 1-0)	4061	3:12
3/5	UNC ASHEVILLE	W, 10-5	10-12-2	5-8-3	9	9-0-0	0-0-0	Francis, B. (W 1-0)	4659	3:04
3/8	MARYLAND*	W, 5-4	5-13-1	4-5-0	9	10-0-0	1-0-0	Villanueva,E (W 3-0)	4532	2:27
3/8	MARYLAND*	W, 16-0	16-14-1	0-10-3	9	11-0-0	2-0-0	Fairrel, M. (W 3-0)	4532	2:57
3/9	MARYLAND*	W, 9-8	9-13-2	8-11-0	9	12-0-0	3-0-0	Marshall, J. (W 1-0)	4238	2:51
3/11	GEORGIA	L, 10-13	10-12-3	13-10-0	9	12-1-0	3-0-0	McGee, M. (L 2-1)	4428	3:13
3/12	GEORGIA	W, 8-3	8-7-1	3-10-2	9	13-1-0	3-0-0	Marshall, J. (W 2-0)	4428	2:50
3/14	GEORGIA TECH*	W, 8-7	8-10-1	7-7-0	9	14-1-0	4-0-0	Parker, G. (W 1-0)	4167	3:15
3/15	GEORGIA TECH*	W, 11-2	11-8-0	2-6-2	9	15-1-0	5-0-0	Fairrel, M. (W 4-0)	4973	2:27
3/16	GEORGIA TECH*	W, 17-8	17-19-1	8-9-3	9	16-1-0	6-0-0	Strauss, R. (W 2-0)	4873	3:27
3/18	at Florida	L, 1-6	1-7-3	6-11-0	9	16-2-0	6-0-0	O'Dell, B. (L 1-1)	5719	3:03
3/21	at Virginia Tech*	W, 9-4	9-16-3	4-9-3	9	17-2-0	7-0-0	Fairrel, M. (W 5-0)	565	2:33
3/22	at Virginia Tech*	W, 12-11	12-14-4	11-14-0	9	18-2-0	8-0-0	O'Dell, B. (W 2-1)	705	3:33
3/23	at Virginia Tech*	W, 18-12	18-20-1	12-15-2	9	19-2-0	9-0-0	Parker, G. (W 2-0)	210	3:28
3/25	STETSON	W, 11-2	11-15-2	2-6-0	9	20-2-0	9-0-0	McGee, M. (W 3-1)	4613	2:59
3/26	STETSON	W, 19-3	19-18-1	3-7-1	9	21-2-0	9-0-0	O'Dell, B. (W 3-1)	4782	2:54
3/28	at Wake Forest*	W, 21-2	21-21-0	2-8-2	9	22-2-0	10-0-0	Fairrel, M. (W 6-0)	979	2:38
3/29	at Wake Forest*	L, 2-4	2-7-1	4-5-0	9	22-3-0	10-1-0	Parker, G. (L 2-1)	547	2:44
3/30	at Wake Forest*	W, 3-2	3-6-4	2-8-3	(11)	23-3-0	11-1-0	O'Dell, B. (W 3-1)	494	2:58
4/1	vs Florida !	W, 10-2	10-13-2	2-6-0	9	24-3-0	11-1-0	Strauss, R. (W 3-0)	7215	2:37
4/2	at Jacksonville	W, 7-5	7-9-2	5-10-0	9	25-3-0	11-1-0	McGee, M. (W 4-1)	3072	3:27
4/4	VIRGINIA*	W, 10-3	10-17-2	3-8-1	9	26-3-0	12-1-0	Fairrel, M. (W 7-0)	5722	2:52
4/6	VIRGINIA*	W, 3-2	3-7-0	2-7-3	(10)	27-3-0	13-1-0	Strauss, R. (W 4-0)	5154	3:08
4/6	VIRGINIA*	W, 3-2	3-8-1	2-8-0	(10)	28-3-0	14-1-0	Marshall, J. (W 3-0)	5154	2:54
4/11	at Boston College*	W, 8-6	8-13-6	6-7-0	9	29-3-0	15-1-0	Fairrel, M. (W 8-0)	129	2:40
4/11	at Boston College*	W, 4-3	4-11-1	3-8-1	9	30-3-0	16-1-0	Parker, G. (W 3-1)	227	2:26
4/12	at Boston College*	W, 17-2	17-17-0	2-7-1	9	31-3-0	17-1-0	Villanueva,E (W 4-0)	247	2:55
4/15	FLORIDA	W, 4-2	4-12-0	2-7-1	9	32-3-0	17-1-0	Strauss, R. (W 5-0)	6737	2:40
4/16	NORTH FLORIDA	W, 10-2	10-13-1	2-6-2	9	33-3-0	17-1-0	McGee, M. (W 5-1)	4380	2:45
4/18	MIAMI*	L, 4-11	4-10-3	11-14-2	9	33-4-0	17-2-0	Fairrel, M. (L 8-1)	6756	3:10
4/19	MIAMI*	W, 9-5	9-14-2	5-9-1	9	34-4-0	18-2-0	Marshall, J. (W 4-0)	6789	2:56
4/20	MIAMI*	L, 10-11	10-11-0	11-11-0	7	34-5-0	18-3-0	Villanueva,E (L 4-1)	5517	3:12
4/25	at North Carolina*	L, 4-11	4-4-2	11-12-2	9	34-6-0	18-4-0	Marshall, J. (L 4-1)	3621	3:10
4/26	at North Carolina*	W, 13-5	13-19-0	5-11-4	9	35-6-0	19-4-0	Parker, G. (W 4-1)	4133	3:14
4/27	at North Carolina*	L, 1-2	1-4-1	2-3-3	(10)	35-7-0	19-5-0	Villanueva,E (L 4-2)	3218	2:33
4/29	at Stetson	W, 13-3	13-16-3	3-10-4	9	36-7-0	19-5-0	McGee, M. (W 6-1)	2751	3:15
4/30	at Stetson	W, 6-3	6-9-1	3-5-2	9	37-7-0	19-5-0	Strauss, R. (W 6-0)	2894	3:00
5/3	at Clemson*	W, 9-8	9-15-0	8-12-1	(10)	38-7-0	20-5-0	Strauss, R. (W 7-0)	5559	3:21
5/4	at Clemson*	W, 13-4	13-17-2	4-10-0	9	39-7-0	21-5-0	Villanueva,E (W 5-2)	5070	2:44
5/5	at Clemson*	W, 4-2	4-12-1	2-9-1	9	40-7-0	22-5-0	Parker, G. (W 5-1)	4156	2:32
5/7	JACKSONVILLE	L, 6-7	6-10-3	7-9-1	9	40-8-0	22-5-0	Marshall, J. (L 4-2)	4316	3:02
5/9	SAVANNAH STATE	W, 23-4	23-20-0	4-5-3	7	41-8-0	22-5-0	Fairrel, M. (W 9-1)	4191	2:31
5/10	SAVANNAH STATE	W, 19-2	19-18-2	2-4-4	7	42-8-0	22-5-0	Villanueva,E (W 6-2)	4365	2:17
5/11	SAVANNAH STATE	W, 24-4	24-21-1	4-9-4	7	43-8-0	22-5-0	Parker, G. (W 6-1)	3988	2:22
5/12	SAVANNAH STATE	W, 10-0	10-11-0	0-4-0	7	44-8-0	22-5-0	O'Dell, B. (W 5-1)	3937	2:04
5/15	NC STATE*	L, 2-12	2-3-0	12-14-0	9	44-9-0	22-6-0	Fairrel, M. (L 9-2)	4234	3:05
5/16	NC STATE*	W, 1-0	1-6-1	0-3-0	9	45-9-0	23-6-0	Marshall, J. (W 5-2)	4593	2:59
5/17	NC STATE*	W, 8-1	8-9-1	1-6-0	9	46-9-0	24-6-0	Strauss, R. (W 8-0)	5941	2:42
5/21	vs Wake Forest >	W, 8-3	8-11-1	3-7-1	9	47-9-0	24-6-0	Fairrel, M. (W 10-2)	9668	2:32
5/23	vs Virginia >	L, 3-5	3-9-1	5-11-1	9	47-10-0	24-6-0	Strauss, R. (L 8-1)	9126	3:12
5/24	vs North Carolina >	W, 9-6	9-12-0	6-10-2	9	48-10-0	24-6-0	Marshall, J. (W 6-2)	12872	3:20
5/30	BUCKNELL <	L, 0-7	0-6-1	7-13-0	9	48-11-0	24-6-0	Parker, G. (L 6-2)	4570	2:43
5/31	FLORIDA <	W, 17-11	17-25-1	11-10-0	9	49-11-0	24-6-0	Villanueva,E (W 7-2)	4442	3:53
6/1	BUCKNELL <	W, 24-9	24-25-2	9-9-3	9	50-11-0	24-6-0	McGee, M. (W 7-1)	3819	2:56
6/1	TULANE <	W, 17-8	17-14-2	8-10-2	9	51-11-0	24-6-0	Strauss, R. (W 9-1)	4828	3:49
6/2	TULANE <	W, 16-7	16-18-4	7-11-3	9	52-11-0	24-6-0	Fairrel, M. (W 11-2)	6032	4:11
6/6	WICHITA STATE ^	L, 7-10	7-11-2	10-12-0	9	52-12-0	24-6-0	Villanueva,E (L 7-3)	4552	3:41
6/7	WICHITA STATE ^	W, 14-4	14-16-0	4-9-1	9	53-12-0	24-6-0	Fairrel, M. (W 12-2)	4710	3:08
6/8	WICHITA STATE ^	W, 11-4	11-13-1	4-5-2	9	54-12-0	24-6-0	Strauss, R. (W 10-1)	5023	3:16
6/14	vs Stanford ~	L, 5-16	5-11-3	16-15-1	9	54-13-0	24-6-0	Gast, J. (L 0-1)	20039	4:11
6/16	vs Miami ~	L, 5-7	5-18-0	7-11-2	9	54-14-0	24-6-0	Villanueva,E (L 7-4)	17251	3:41

* = Conference game; > = ACC Tournament – Jacksonville, Fla.; < = NCAA Regional - Tallahassee, Fla.; ^ = NCAA Super Regional – Tallahassee, Fla.; ~ = College World Series – Omaha, Neb.; ! = at Baseball Grounds, Jacksonville, Fla.; () Extra inning game