

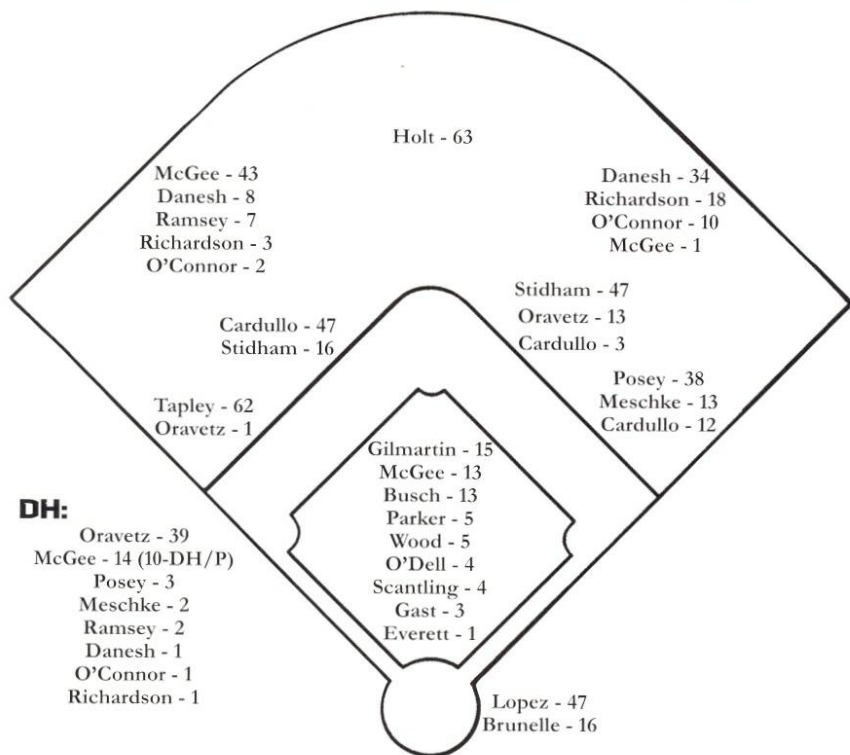


SEMINOLE

2009 SEASON IN REVIEW

- In 2009, Florida State earned a bid to the NCAA Tournament for the 32nd consecutive year and for the 47th time overall. The Seminoles served as host to an NCAA Regional for the 27th time in school history, while hosting an NCAA Super Regional on six separate occasions. Florida State owns an all-time record of 158-106 in the NCAA Tournament including a mark of 132-68 in Regional and Super Regional play.
- May 31, 2009 will go down as a historic day in Florida State baseball history not only for the magnitude of the game but for the results accomplished on the field. With a berth to the NCAA Super Regional on the line, Florida State put forth a record performance setting four school records and five NCAA Tournament records in a 37-6 victory over Ohio State. FSU set school records for runs (37), hits (38), doubles (15) and total bases (66), while the four above mentioned records plus the 51 combined hits by both school set NCAA Tournament single-game records. The Seminoles also tied a school record for RBI (34) in a game and most combined runs by two teams with 43.
- For the third year in a row, Florida State captured the ACC Atlantic Division title en route to earning the No. 1 overall seed in the ACC Tournament. The Seminoles have won the division crown in three of the four seasons since the league moved to divisional play.
- For the eighth time in school history, Florida State finished the ACC regular season with the best record in the league. Since the move to divisional play in 2006, FSU has earned the No. 1 seed twice in 2007 and 2009. In 2009, the Seminoles finished with a record of 19-9 marking the eighth time FSU has finished a season with 19 or more league wins.
- Florida State's appearance in the ACC Tournament Championship game marked the eighth such appearance in school history and first since 2004 when the Seminoles defeated Georgia Tech 17-5 in Salem, Va. FSU fell to Virginia 6-3 in the finals in a game played at the Durham Bulls Athletic Park in Durham, N.C.
- Stephen Cardullo also made his way into the FSU record books during the NCAA Regional finishing the game against Ohio State 7-for-9 with five runs and five RBI. He tied the school record for hits and at-bats, while his seven hits were the most in an NCAA Tournament game.
- Florida State was one of 11 schools to finish the 2009 season with 45 or more victories. The Seminoles have finished with 40 plus wins in 32 consecutive seasons.
- FSU recorded seven walk-off victories in 2009 as six different Seminoles came through with the late inning heroics. Mike McGee, Mike Meschke, Jason Stidham, Tommy Oravetz and Ohmed Danesh each recorded a walk-off hit to their name in 2009, while Rafael Lopez hit a sac-fly to center. Stidham was the only player to have registered two game-winning hits.

2009 GAMES STARTED BY POSITION



2009 RESULTS

FEB 20	Hofstra	W, 9-3
FEB 21	Hofstra	W, 21-7 (7)
FEB 21	Hofstra	W, 3-2
FEB 22	Hofstra	W, 10-4
FEB 26	Auburn	W, 8-7
FEB 27	Auburn	W, 14-5
FEB 28	at Auburn	L, 9-10
MAR 3	at Jacksonville	L, 4-9
MAR 4	North Florida	L, 4-5
MAR 6	Boston College*	W, 4-1
MAR 7	Boston College*	L, 6-14
MAR 8	Boston College*	L, 5-12
MAR 10	High Point	W, 18-4
MAR 11	High Point	W, 4-3
MAR 13	at Virginia*	L, 2-15
MAR 17	at Florida	L, 4-5
MAR 20	Clemson*	W, 5-2
MAR 21	Clemson*	L, 7-8 (11)
MAR 22	Clemson*	W, 7-4
MAR 24	Florida Gulf Coast	W, 11-3
MAR 25	Florida Gulf Coast	W, 11-9
MAR 28	at Maryland*	W, 6-2
MAR 28	at Maryland*	W, 10-2
MAR 29	at Maryland*	W, 21-5
MAR 31	vs. Florida!	W, 3-2 (5)
APR 3	at Miami*	W, 14-4
APR 4	at Miami*	L, 4-6
APR 5	at Miami*	L, 8-14
APR 8	at North Florida!	W, 14-6
APR 10	North Carolina*	W, 3-2
APR 11	North Carolina*	L, 7-12
APR 12	North Carolina*	W, 9-8
APR 14	Florida	L, 2-10
APR 15	North Florida	W, 8-7
APR 17	at NC State*	W, 9-3
APR 18	at NC State*	W, 4-2
APR 19	at NC State*	W, 13-2
APR 21	UNC Asheville	W, 9-2
APR 22	UNC Asheville	W, 11-10 (11)
APR 24	Wake Forest*	W, 15-6
APR 25	Wake Forest*	W, 6-4
APR 26	Wake Forest*	W, 14-10
MAY 1	Virginia Tech*	W, 10-2
MAY 2	Virginia Tech*	W, 10-4
MAY 3	Virginia Tech*	W, 9-4
MAY 5	Jacksonville	W, 5-2
MAY 6	Fla. International	W, 15-5
MAY 8	at Georgia Tech*	L, 3-12
MAY 9	at Georgia Tech*	W, 8-6
MAY 10	at Georgia Tech*	L, 5-6
MAY 14	Grambling State	W, 9-1 (6)
MAY 15	Grambling State	W, 14-6 (7)
MAY 15	Grambling State	W, 9-7
MAY 16	Grambling State	W, 10-2
MAY 20	vs. Boston College ~	W, 7-2
MAY 21	vs. Miami ~	W, 4-2
MAY 23	vs. Georgia Tech ~	L, 2-9
MAY 24	vs. Virginia ~	L, 3-6
MAY 29	Marist\$	W, 16-4
MAY 30	Georgia\$	W, 8-2
MAY 31	Ohio State\$	W, 37-6
JUN 5	Arkansas\$\$	L, 2-7
JUN 6	Arkansas\$\$	L, 8-9

* ACC Games; ~ ACC Champ. in Durham, N.C.;
 \$ Tallahassee Regional;
 \$\$ Tallahassee Super Regional

BASEBALL



2009 SEASON IN REVIEW

CARDULLO JOINS ELITE GROUP


In his first year as an everyday starter for the Seminoles in 2009, Stephen Cardullo was named a first team All-American at shortstop by Baseball America. The junior infielder further etched his name in the Florida State record books becoming just the second shortstop in school history to earn first team All-American accolades joining the late Dick Howser (1957 & 1958). Cardullo finished the season hitting .376 in 62 games with 20 doubles, 10 home runs and 51 RBI. The Coral Springs, Fla., native ranked second on the team in hits (89), runs (76) and stolen bases (20), while tying for the team lead in triples with three. He surpassed his career totals in every major offensive category in 2009 en route to being named an All-ACC second team honoree and a semifinalist for the Brooks Wallace Award, awarded to the nation's best shortstop.

HOLT HAS BREAKOUT YEAR

Tyler Holt finished his sophomore campaign leading the team in hitting with a .401 average as he was one of just two Seminole student-athletes to start in all 63 games during the 2009 season. He collected 95 hits in 237 at-bats, recording 87 runs, 54 walks, 34 stolen bases and an on-base percentage of .520, the seventh highest recorded in a single-season at Florida State. Holt finished the year leading the ACC in runs scored, stolen bases, walks and on-base percentage, while ranking in the top 10 in batting average (3rd), doubles (3rd) and hits (t-3rd).

MCGEE POWERS IT UP

Mike McGee had a very productive sophomore campaign as a two-way player for the Seminoles in 2009. The outfielder/right handed pitcher finished the season second on the team in hitting with a .379 average, while leading the Garnet and Gold in home runs (19), RBI (78) and slugging percentage (.768). He finished the season leading the ACC in RBI and slugging percentage, while ranking in the top 10 in five other offensive categories including home runs (4th), on-base percentage (4th), runs scored (t-5th), batting average (6th) and total bases (7th). His slugging percentage was the third highest single-season percentage from a player with 50-199 ABs in FSU history.



FRESHMAN FLAMETHROWER

Sean Gilmartin made a very successful transition to college baseball. In 15 starts, the Moorpark, Calif., native finished with an 11-2 record and was one of the most durable pitchers on the staff, averaging 6.2 innings per start. He held opposing batters to a .221 average at the plate while limiting ACC foes to just a .236 average. His 83 strikeouts in 2009 was a team-high, while his 12 wins were tops in the ACC and tied for the fifth most in the nation. He also ranked eighth in the ACC in ERA. Gilmartin made his first relief appearance of the season in a rain shortened victory over Florida in Jacksonville. He faced just one batter and threw just one pitch to earn his first collegiate save. Gilmartin came out of the pen in the series finale against Virginia Tech throwing 3.1 innings to pick up the win. Lefty made his third relief appearance in the ACC Championship game against Virginia. He registered the Seminoles first complete game of the season in a rain shortened six inning victory over Grambling State. Gilmartin followed that with his first nine inning complete game of his collegiate career in leading Florida State to an 8-2 victory over Georgia in the NCAA Tallahassee Regional.

2009 HONORS & AWARDS

NATIONAL ALL-AMERICANS

Stephen Cardullo	1st - BA
Tyler Holt	1st - Ping; 2nd - BA, CB, NCBWA
Mike McGee	2nd - BA, Ping; 3rd - NCBWA
Sean Gilmartin	2nd - NCBWA, Ping; 3rd - ABCA, CB

NATIONAL FRESHMEN ALL-AMERICANS

Sean Gilmartin	1st - BA, CB, Rivals, Ping
Brian Busch	2nd - Ping

BROOKS WALLACE AWARD

Stephen Cardullo	Semifinalist, Watch List
------------------	--------------------------

ABCA/RAWLINGS GOLD GLOVE AWARD

Tyler Holt	Outfield
------------	----------

ABCA ALL-ATLANTIC REGION

Sean Gilmartin	First Team
Tyler Holt	Second Team
Mike McGee	Second Team

ACC ACCOLADES

Mike Martin	Coach of the Year
-------------	-------------------

ALL-ACC TEAM

Tyler Holt, Outfield	First Team
Sean Gilmartin, Starting Pitcher	First Team
Stephen Cardullo, Shortstop	Second Team
Mike McGee, Utility	Second Team
Jason Stidham, Second Base	Second Team

ACC ALL-TOURNAMENT TEAM

Mike McGee	Outfielder
Jason Stidham	Second Base

ALL-ACC ACADEMIC TEAM

Tyler Holt, Sophomore, Outfielder	Sport Management
Tommy Oravetz, Senior, Designated Hitter	Geography

ACC PLAYER OF THE WEEK

Tyler Holt	March 2, 2009
Stephen Cardullo	March 30, 2009
Jason Stidham	May 4, 2009
Tommy Oravetz	May 11, 2009

NCAA TALLAHASSEE ALL-REGION TEAM

Jason Stidham (MOP)	Second Base
Stuart Tapley	Third Base
Stephen Cardullo	Shortstop
Tyler Holt	Outfield
Mike McGee	Outfield
Sean Gilmartin	Pitcher

SEBASEBALL.COM ALL-ACC TEAM

Tommy Oravetz	1st - Second Base
Tyler Holt	1st - Outfield
Stuart Tapley	2nd - Third Base
Jason Stidham	2nd - Shortstop
Mike McGee	2nd - Utility

COLLEGE BASEBALL FOUNDATION ALL-STAR LINE-UP

Mike McGee	Week 1
Tyler Holt	Week 2
Jason Stidham	Week 11
Tommy Oravetz	Week 12

Key: CB - Collegiate Baseball; BA - Baseball America; NCBWA - National Collegiate Baseball Writers Assoc.; Rivals - Rivals.com; Ping - Ping! Baseball

2009 REVIEW



SEMINOLE

2009 SEASON IN REVIEW

FSU'S 2009 RECORDS

Overall	45-18
Home	33-8
Away	9-8
Neutral	3-2
vs. Ranked Teams	9-13
On TV	17-9
On ACC Select	21-5
ACC	19-9
ACC Home	11-4
ACC Away	8-5
vs. Colonial	4-0
vs. SEC	4-5
vs. Atlantic Sun	5-2
vs. Big South	4-0
vs. Sun Belt	1-0
vs. Southwestern Athletic	4-0
vs. Metro Atlantic Athletic	1-0
vs. Big Ten	1-0
Extra Innings	2-1
Morning Start	0-0
Afternoon Start	21-9
Evening Start	24-9
In Florida	36-12
In Alabama	0-1
In Virginia	0-1
In Maryland	3-0
In North Carolina	5-2
In Georgia	1-2
On Monday	0-0
On Tuesday	5-3
On Wednesday	7-1
On Thursday	3-0
On Friday	12-3
On Saturday	10-7
On Sunday	8-4
In February	6-1
In March	11-7
In April	13-4
In May	15-4
In June	0-2
FSU scores 0-3 runs	3-6
FSU scores 4-7 runs	10-9
FSU scores 8+ runs	32-3
Opp scores 0-3 runs	22-0
Opp scores 4-7 runs	19-6
Opp scores 8+	4-12
FSU homers	36-12
Opponent homers	25-14
FSU has more hits	36-7
Opp has more hits	4-8
Hits are tied	5-3
versus LHP (Starter)	17-9
versus RHP (Starter)	28-9
when a reliever pitches	43-18
when Busch pitches	4-2
when Castellanos pitches	2-1
when Everett pitches	14-6
when Francis pitches	1-5
when Gast pitches	17-8
when Gilmartin pitches	2-1
when Marshall pitches	21-7
when McGee pitches	1-1
when O'Dell pitches	3-4
when Parker pitches	18-8
when Peterson pitches	7-10
when Posey pitches	9-6
when Scantling pitches	8-7
when Vigue pitches	0-3
when Wood pitches	3-1
Last 5 Games	3-2
Last 10 Games	6-4
Current Streak	Lost 2
FSU wears Garnet	9-4
FSU wears Gold	6-1
FSU wears White	18-5
FSU wears Gray	6-5
FSU wears White Pinstripes	4-2
FSU wears Gray Pinstripes	2-1
In one-run games	8-6
In two-run games	6-1
As the No. 1 team	0-0

ALL-ACC HONORS

Florida State was honored with five student-athletes on the All-ACC first and second teams in 2009. Tyler Holt (OF) and Sean Gilmartin (SP) were named to the first team, while Stephen Cardullo (SS), Mike McGee (UT) and Jason Stidham (2B) received second team all-conference accolades. Holt's selection to the All-ACC first team marks the seventh consecutive year that a Seminole outfielder has earned a spot on the first team. Gilmartin becomes just the second freshman in Florida State history, joining fellow teammate Jason Stidham (3B, 2007) to earn first team All-ACC recognition. The southpaw is one of two freshmen on this year's all-conference first team. This marks the second All-ACC recognition for Stidham, who was named to the first team in 2007.

MARTIN HONORED AS TOP COACH

Florida State head coach Mike Martin was named the ACC Coach of the Year in 2009 after leading the Seminoles to the No. 1 overall seed in the ACC Tournament and to their third consecutive ACC Atlantic Division title. After starting the season at 9-7 and 1-3 in the conference, Martin led the Garnet and Gold to a 31-7 record to close out the regular season including an 18-6 mark in the ACC. This marks the sixth time in his career that Martin has been named ACC Coach of the Year (1996, 1998, 1999, 2001, 2007 and 2009).

ACC THREE-PEAT

For the third year in a row, the Florida State Seminoles claimed the ACC Atlantic Division title thanks to a stretch of 11 wins in 12 conference games (against UNC, NC State, Wake Forest and Virginia Tech) including three straight sweeps. Since the move to divisional play in 2006, FSU has captured three of the four Atlantic Division titles.

RUNNING OVER THE COMPETITION

Stolen bases were hard to come by at the start of the season for the Florida State Baseball team as the Seminoles successfully stole just seven bases in 17 attempts through the first 16 games. That all changed against Clemson as the Seminoles were a perfect 8-for-8 against the Tiger battery. Since the visit from Clemson, FSU posed more of a threat on the base paths converting on 87 of 105 stolen base attempts to close out the season. The Seminoles recorded a season-high six stolen bases in a game one victory over NC State and then again against Grambling State in the second game of a doubleheader. FSU stole four or more bases in a game 10 times this year. In the three-game sweep against the Wolfpack, the Seminoles were 11 of 13 in the stolen base category and followed that up with an 8-for-9 performance against Wake Forest. The last time FSU stole that many bases in an ACC series was when they swiped 10 bases at home against Duke on March 24-26, 2006. Three Seminoles finished the season with at least 13 stolen bases, while Tyler Holt and Stephen Cardullo paced the Garnet and Gold with 34 and 20 stolen bases, respectively.

JIMMY REACHES 100

Senior Jimmy Marshall became just the seventh pitcher in Florida State history to make 100 appearances on the mound in a Seminole uniform. The Tallahassee, Fla., reached the milestone in the series finale against Virginia Tech as Marshall pitched a perfect ninth. He closed out his Florida State career with 108 career appearances as 106 of those came in relief. Marshall wrapped up his four-year playing career ranking fifth all-time in career relief appearances and seventh in career appearances at FSU.

SAVING THE DAY


Florida State's Jimmy Marshall converted on his first nine save chances and finished the 2009 season 10-for-12 in save opportunities. As a team, FSU converted on 13-of-17 save chances as a team. Marshall earned his 10th save of the season in a 4-2 victory over Miami in the ACC Tournament becoming just the sixth Seminole pitcher to record 10 or more saves in a single-season. Daniel Hodges is the only pitcher to reach double-digit saves twice in his career (2002 & 2003) while Mac Scarce holds the single-season saves record with 18 in 1971.

SACRIFICIAL FLIES

Florida State finished the 2009 season as the NCAA leader in sacrifice flies with 46. The mark was the second most sacrifice flies in a single-season falling just one short of the school record of 47 set in 73 games in 2005. Junior Jason Stidham led the team with 10 sacrifice flies followed closely by sophomore Stuart Tapley with seven. Tapley finished as the overall team leader with 13 sacrifices, tied for seventh most in a single-season at Florida State.

THREE MILLION FANS

Florida State surpassed the three millionth fan mark at Dick Howser Stadium in the final game of the 2009 regular season against Grambling State. The Seminoles opened the doors to Dick Howser Stadium beginning in 1983. Over the last 27 years, Florida State has welcomed more than 100,000 fans 15 times, while reaching the mark eight years in a row. In 2008, Florida State set single-season records for both total home attendance and average home attendance surpassing 200,000 fans for the first time in school history. This past year the Seminoles welcomed 184,227 in 39 home games, good for an average of 4,724 - eighth highest average home attendance in the nation.



BASEBALL



2009 SEASON IN REVIEW

2009 NCAA STATISTICAL LEADERS (FINAL RANKINGS)

INDIVIDUAL

BATTING AVERAGE		
Tyler Holt, So.	63rd	.401
RUNS PER GAME		
Tyler Holt, So.	14th	1.38
Stephen Cardullo, Jr.	t-51st	1.23
RUNS		
Tyler Holt, So.	t-2nd	87
Stephen Cardullo, Jr.	t-16th	76
HITS		
Tyler Holt, So.	t-22nd	95
Stephen Cardullo, Jr.	t-62nd	89
DOUBLES PER GAME		
Jason Stidham, Jr.	t-75th	0.38
DOUBLES		
Jason Stidham, Jr.	t-17th	24
Tyler Holt, So.	t-21st	23
HOME RUNS PER GAME		
Mike McGee, So.	t-58th	0.31
HOME RUNS		
Mike McGee, So.	t-31st	19
RUNS BATTED IN PER GAME		
Mike McGee, So.	37th	1.28
Jason Stidham, Jr.	60th	1.21
RUNS BATTED IN		
Mike McGee, So.	t-16th	78
Jason Stidham, Jr.	t-21st	76
SLUGGING PERCENTAGE		
Mike McGee, So.	15th	.768
TOTAL BASES		
Mike McGee, So.	t-60th	152
ON BASE PERCENTAGE		
Tyler Holt, So.	11th	.520
Mike McGee, So.	42nd	.494
STOLEN BASES PER GAME		
Tyler Holt, So.	31st	0.54
STOLEN BASES		
Tyler Holt, So.	12th	34
WALKS PER GAME		
Tyler Holt, So.	23rd	0.86
WALKS		
Tyler Holt, So.	t-9th	54
Stephen Cardullo, Jr.	t-38th	45
Jason Stidham, Jr.	t-47th	44
Stuart Tapley, So.	t-47th	44
SACRIFICE FLIES		
Jason Stidham, Jr.	t-2nd	10
Stuart Tapley, So.	t-28th	7
ERA		
Sean Gilmartin, Fr.	96th	3.49
WINS		
Sean Gilmartin, Fr.	t-5th	12
SAVES		
Jimmy Marshall, Sr.	t-31st	10
HITS ALLOWED P/9 INN		
Sean Gilmartin, Fr.	42nd	7.44
Geoff Parker, So.	43rd	7.44
TEAM		
Batting	52nd	.321
Scoring	19th	8.7
Runs	7th	550
Hits	24th	691
Doubles Per Game	10th	2.59
Doubles	2nd	163
Home Runs Per Game	31st	1.41
Home Runs	t-21st	89
Slugging Percentage	18th	.536
Stolen Bases Per Game	59th	1.49
Stolen Bases	t-31st	94
Base on Balls	2nd	386
Sacrifice Flies	1st	46
ERA	40th	4.58
Strikeouts P/9	70th	7.6
Hits Allowed P/9	13th	8.68
Double Plays Per Game	t-54th	0.98
Double Plays	t-22nd	62

SEMINOLES TURN TRIPLE PLAY

In the third inning of the series finale against Virginia Tech back on May 3, the Seminoles got out of a bases loaded, no out jam by turning a triple play. With the Hokies' Mike Kaminski at the plate, FSU starter Mike McGee got the Hokie right fielder to fly out to Ruairi O'Connor in right. O'Connor threw a one hopper to Parker Brunelle at the plate to get Steve Bumbry trying to tag from third for the second out. Brunelle then threw on to Jason Stidham at second to get Austin Wates for the 9-2-4 triple play. It was the first triple play since the Seminoles turned one in a 13-5 victory over Long Island on March 12, 1997 in Daytona Beach.



HELPING HIS OWN CAUSE

Mike McGee is a true team player, but when he's on the mound, he likes to take things into his own hands, even at the plate. Twelve times in 2009, McGee served as the Seminole starting pitcher while taking a spot in the batting order (Hofstra, Clemson, Maryland, Miami, North Carolina, NC State, Wake Forest, Virginia Tech, Georgia Tech, Grambling State, Virginia and Ohio State). In those 12 games, McGee hit .489 (22-for-45) with seven doubles, six home runs, 17 runs, 22 RBI, five walks and seven strikeouts. Even though he started the March 22 game against Clemson with his arm, he finished the game with his bat, knocking a walk-off, three-run home run over the right field wall to give the Seminoles a 7-4 victory. Despite lasting just 1.1 innings on the mound against Miami, McGee did all he could with his bat to bring the Seminoles back. He finished the game 2-for-5 with two home runs and four RBI. The game against the Hurricanes marked the second time this year that McGee has gone yard twice in a game in which he was the starting pitcher.

IN ACC PLAY

Dating back to the final series of the 2006 season, Florida State has won 24 of its last 31 ACC series including 15 sweeps. FSU wrapped up the 2009 regular season winning four of its last five conference series (vs. Virginia Tech, vs. Wake Forest, at NC State, vs. North Carolina), while claiming four conference series sweeps (vs. VT, vs. WF, at NCSU, at MD). Of the seven series that FSU has lost since 2006, four have come on the road - against UNC in 2008 at the USA Baseball National Training Complex in Cary, N.C., and this year at Virginia, Miami and Georgia Tech. The series loss against the Cavaliers is a little misleading as FSU and UVa were only able to play one game as the other two were cancelled due to rain. The first series loss during this span came at the hands of Clemson as the Tigers took 2-of-3 from FSU in Tallahassee in 2007. Georgia Tech snapped a six-game losing streak to Florida State taking 2-of-3 from the Seminoles in Atlanta in FSU's final conference series of the season. In 2008, Florida State swept Maryland, Georgia Tech, Virginia Tech, Virginia, Boston College and Clemson while taking 2-of-3 from Wake Forest and NC State. With a three game sweep of Clemson in South Carolina, FSU captured its second consecutive ACC Atlantic Division title. The Seminoles got off to a slow start in 2009 with a 1-3 record in league play, but were able to claim their first ACC series victory taking 2-of-3 from Clemson in Tallahassee. The following week led to the Seminoles first series sweep as the Garnet and Gold took all three games from Maryland in College Park. FSU used two walk-off victories in the ninth in games 1 and 3 to take 2-of-3 from North Carolina. FSU finished the regular season with sweeps in three of its last four series claiming victories over NC State, Wake Forest and Virginia Tech.

FIRST COLLEGIATE HIT...A HOME RUN

Recording that first hit in college is a pretty special moment, but just imagine recording a home run for your very first hit. Surprisingly, it has happened quite often at Florida State. In fact, it has already happened twice in 2009 and both times the end result as been a grand slam. The first came off the bat of red shirt sophomore Rafael Lopez, who went over the fence in right center in the first game of a doubleheader against Hofstra. For Sherman Johnson that illustrious hit came in his fourth career at-bat. The freshman second baseman entered as a pinch hitter with the bases loaded in the bottom of the eighth against High Point and took the first pitch he saw over the fence in right. Parker Brunelle and Stephen Cardullo are the other two Seminoles on this year's roster to perform such a feat. In 2008, Brunelle registered a game-ending two-run home run to right on opening day against Duquesne. Cardullo's first hit came in 2007 as he connected on a three-run blast to left against North Florida.



SEMINOLE

2009 SEASON IN REVIEW

DOUBLE TROUBLE

First base coach Brian Hoop might be out of a job in 2010 if the Seminoles continue on their torrid doubles pace. In 63 games last year, FSU compiled 163 doubles out of their 691 total hits. That meant that nearly one out of every four hits (23.6%) ended up with a man in Garnet and Gold standing in scoring position. The Seminoles ranked second in the nation in doubles just one behind Middle Tennessee State who led the nation with 164 doubles in 62 games. FSU equaled the amount of doubles collected during the 2008 season and over the last three seasons, the Seminoles have hit 498 doubles in 193 games which amounts to more than 3.5 doubles per game.

DOUBLES PART DEUX

FSU hit multiple doubles in 44 games in 2009 including a school record 15 doubles in the NCAA Tournament regional championship game against Ohio State. The mark also set the NCAA record for doubles in a game. The Seminoles hit a combined 27 doubles in five games during the NCAA Tournament including 23 in three games in the NCAA Regional. In 63 games in 2009, the Seminoles went just four games without recording a double - a 15-2 loss at Virginia, a 10-2 loss to Florida, a 3-2 win against Florida that was called after five innings because of rain, and a 9-1 victory over Grambling State which was also called in the sixth because of rain.

CARDIAC NOLES

It has become a common theme around Dick Howser Stadium in 2009, but the Seminoles have thrived in late inning situations this year. Seven times this year, Florida State has recorded a walk-off victory including three in league play. The seven walk-off victories are the most in a single-season since 2004 and 2005 when the Seminoles registered six, but are the most in school history dating back to 1997.

GOING FOR THE HOT DOG

Doing its part to help out the fans, Florida State's promotional campaign of giving away hot dogs from Circle K has been paying off really well. If the Seminoles strike-out at least eight opposing batters during any home game, every fan in attendance can receive a certificate for a free hot dog on their way out of Dick Howser Stadium. In 36 regular season home games during the regular season, FSU recorded at least eight strikeouts 19 times, and based on attendance, gave away a potential 91,276 hot dogs to the people of Tallahassee.

GRAND IMPRESSION

Rafael Lopez made a lasting impression with the fans at Dick Howser Stadium on opening weekend. Not only did the red shirt sophomore have an impressive weekend in his debut behind the plate, but he also went yard for his first hit in a Seminole uniform. Hitting a home run is always special, but the one hit by Lopez came with two outs and the bases loaded in the bottom of the second in the first game of a double-header against Hofstra. The hit was his first home run of the season and first career grand slam. The blast also marked the first home run hit by a Seminole batter in 2009. Lopez finished the series with a team-high eight RBI. Defensively, Lopez threw out four runners on seven attempts with a key throw out at third in the bottom of the ninth with the Seminoles leading by one.



FSU'S 2009 HOME RUNS

Name	Opponent (Date)	Inn	Type
1. Rafael Lopez	Hofstra (2/21 - G1)	2nd	GS
2. Stuart Tapley	Hofstra (2/21 - G1)	3rd	3-run
3. Ohmed Danesh	Hofstra (2/21 - G1)	3rd	3-run
4. Mike McGee	Hofstra (2/21 - G2)	6th	Solo
5. Stuart Tapley	Auburn (2/27)	7th	2-run
6. Stephen Cardullo	at Auburn (2/28)	6th	Solo
7. Tyler Holt	at Auburn (2/28)	8th	Solo
8. James Ramsey	at Jacksonville (3/3)	7th	Solo
9. Mike McGee	Boston College (3/6)	3rd	2-run
10. Ohmed Danesh	Boston College (3/6)	6th	Solo
11. Jack Posey	High Point (3/10)	6th	2-run
12. Stuart Tapley	High Point (3/10)	6th	Solo
13. Sherman Johnson	High Point (3/10)	8th	GS
14. Rafael Lopez	High Point (3/11)	5th	Solo
15. Stuart Tapley	at Virginia (3/13)	7th	Solo
16. Rafael Lopez	Clemson (3/20)	6th	Solo
17. Tyler Holt	Clemson (3/21)	3rd	Solo
18. Tyler Holt	Clemson (3/21)	8th	2-run
19. Mike McGee	Clemson (3/22)	4th	Solo
20. Mike McGee	Clemson (3/22)	*9th	3-run
21. Stuart Tapley	Florida Gulf Coast (3/24)	4th	3-run
22. Jason Stidham	Florida Gulf Coast (3/24)	7th	Solo
23. Jack Posey	Florida Gulf Coast (3/25)	5th	2-run
24. Stephen Cardullo	Florida Gulf Coast (3/25)	5th	3-run
25. Stephen Cardullo	at Maryland (3/28)	7th	Solo
26. Stuart Tapley	at Maryland (3/28)	1st	2-run
27. James Ramsey	at Maryland (3/28)	2nd	Solo
28. Jack Posey	at Maryland (3/28)	7th	2-run
29. Stephen Cardullo	at Maryland (3/29)	1st	2-run
30. Stuart Tapley	at Maryland (3/29)	2nd	2-run
31. Mike McGee	at Maryland (3/29)	3rd	Solo
32. Stephen Cardullo	at Maryland (3/29)	7th	GS
33. Jack Posey	vs. Florida - Jacksonville! (3/31)	5th	Solo
34. Tyler Holt	at Miami (4/3)	1st	Solo
35. Stuart Tapley	at Miami (4/3)	1st	2-run
36. Jason Stidham	at Miami (4/3)	1st	Solo
37. Mike McGee	at Miami (4/3)	2nd	2-run
38. Tyler Holt	at Miami (4/3)	5th	2-run
39. Stephen Cardullo	at Miami (4/3)	5th	Solo
40. Mike McGee	at Miami (4/3)	8th	3-run
41. Jason Stidham	at Miami (4/4)	1st	2-run
42. Mike McGee	at Miami (4/5)	6th	Solo
43. Mike McGee	at Miami (4/5)	7th	3-run
44. Stuart Tapley	at North Florida! (4/8)	1st	2-run
45. Jason Stidham	at North Florida! (4/8)	2nd	2-run

Name	Opponent (Date)	Inn	Type
46. Jason Stidham	at North Florida! (4/8)	4th	Solo
47. Mike McGee	at North Florida! (4/8)	7th	Solo
48. Stephen Cardullo	at North Florida! (4/8)	9th	Solo
49. Jack Posey	North Carolina (4/12)	5th	Solo
50. Tommy Oravetz	Florida (4/14)	7th	2-run
51. Mike McGee	North Florida (4/15)	5th	3-run
52. Stuart Tapley	at NC State (4/17)	9th	Solo
53. Stuart Tapley	at NC State (4/18)	8th	GS
54. Mike McGee	UNC Asheville (4/21)	3rd	GS
55. Rafael Lopez	UNC Asheville (4/21)	4th	2-run
56. Mike McGee	UNC Asheville (4/22)	3rd	3-run
57. Tommy Oravetz	UNC Asheville (4/22)	*11th	Solo
58. Mike McGee	Wake Forest (4/24)	4th	3-run
59. Mike Meschke	Wake Forest (4/25)	2nd	2-run
60. Jason Stidham	Wake Forest (4/26)	5th	GS
61. Mike Meschke	Virginia Tech (5/1)	7th	Solo
62. Jason Stidham	Virginia Tech (5/1)	8th	2-run
63. Ruairi O'Connor	Virginia Tech (5/2)	4th	Solo
64. Stephen Cardullo	Virginia Tech (5/2)	4th	Solo
65. Jason Stidham	Virginia Tech (5/2)	5th	Solo
66. Ohmed Danesh	Virginia Tech (5/2)	5th	3-run
67. Jason Stidham	Virginia Tech (5/3)	6th	Solo
68. Ohmed Danesh	Virginia Tech (5/3)	6th	Solo
69. Tommy Oravetz	Jacksonville (5/5)	2nd	Solo
70. Tommy Oravetz	Jacksonville (5/5)	6th	Solo
71. Stuart Tapley	Florida International (5/6)	2nd	Solo
72. Tommy Oravetz	Florida International (5/6)	2nd	Solo
73. Mike McGee	Florida International (5/6)	5th	Solo
74. Stephen Cardullo	at Georgia Tech (5/8)	1st	2-run
75. Mike McGee	at Georgia Tech (5/10)	1st	Solo
76. Stuart Tapley	at Georgia Tech (5/10)	2nd	Solo
77. Tommy Oravetz	Grambling State (5/14)	3rd	3-run
78. Stephen Cardullo	Grambling State (5/15 - G2)	2nd	3-run
79. Ohmed Danesh	Grambling State (5/15 - G2)	*9th	2-run
80. Mike McGee	vs. Boston College - Durham (5/20)	4th	2-run
81. Tommy Oravetz	vs. Miami - Durham (5/21)	1st	2-run
82. Jason Stidham	vs. Georgia Tech - Durham (5/23)	8th	Solo
83. Jason Stidham	vs. Virginia - Durham (5/24)	1st	2-run
84. Mike McGee	Marist (5/29)	5th	3-run
85. Jason Stidham	Marist (5/29)	6th	3-run
86. Ohmed Danesh	Ohio State (5/31)	2nd	2-run
87. Mike Meschke	Ohio State (5/31)	5th	3-run
88. Tommy Oravetz	Ohio State (5/31)	5th	2-run
89. Mike McGee	Arkansas (6/6)	5th	2-run

* denotes walk-off; ! denotes at Baseball Grounds in Jacksonville, Fla.

2009 REVIEW

BASEBALL



2009 SEASON IN REVIEW



2009 MLB DRAFT

	RD	PICK	MLB CLUB
D'Vontrey Richardson	5	166	Milwaukee
Jason Stidham	8	249	St. Louis
Jimmy Marshall	23	697	LA Dodgers

SERIES STATS VERSUS 2009 OPPONENTS

BATTING

	AVG	AB	R	H	RBI	2B-3B-HR	BB-SO
Hofstra	.373	134	43	50	39	12-1-4	30-13
Auburn	.389	108	31	42	27	9-1-3	15-28
Jacksonville	.233	60	9	14	7	4-0-3	10-18
North Florida	.284	109	26	31	21	6-1-6	19-28
Boston College	.277	101	15	28	13	5-0-2	15-25
High Point	.403	67	22	27	18	11-1-4	14-8
Virginia	.200	30	2	6	1	0-0-1	3-14
Florida	.310	87	9	27	8	4-1-2	12-16
Clemson	.299	107	19	32	18	6-0-5	17-28
Fla. Gulf Coast	.328	64	22	21	20	5-0-4	10-12
Maryland	.373	118	37	44	36	10-0-8	24-27
Miami	.287	108	26	31	22	8-2-10	15-36
North Carolina	.276	98	19	27	19	7-1-1	25-28
NC State	.292	106	26	31	46	7-1-2	25-22
UNC Asheville	.271	70	20	19	19	3-0-4	13-14
Wake Forest	.316	95	35	30	29	10-1-3	19-15
Virginia Tech	.333	105	29	35	26	8-1-8	18-26
FIU	.432	37	15	16	13	3-0-3	6-7
Georgia Tech	.255	102	16	26	14	3-0-3	15-31
Grambling St.	.340	106	42	36	40	8-2-3	38-12
ACC Tourney	.254	126	16	32	15	7-0-4	17-30
NCAA Regional	.468	141	61	66	57	23-3-5	17-24
Super Regional	.274	73	10	20	10	4-0-1	9-13

PITCHING

	W-L	ERA	IP	H	R	ER	BB-SO
Hofstra	4-0	3.18	34.0	34	16	12	18-24
Auburn	2-1	6.23	26.0	21	22	18	10-27
Jacksonville	1-1	3.71	17.0	16	11	7	13-16
North Florida	2-1	6.00	27.0	26	18	18	16-23
Boston College	1-2	8.67	27.0	35	27	26	15-25
High Point	2-0	2.50	18.0	12	7	5	12-14
Virginia	0-1	7.88	8.0	14	15	7	4-9
Florida	1-2	5.64	22.1	27	17	14	11-20
Clemson	2-1	3.10	29.0	25	14	10	17-23
Fla. Gulf Coast	2-0	5.00	18.0	19	12	10	11-16
Maryland	3-0	3.00	27.0	19	9	9	6-23
Miami	1-2	7.56	25.0	27	24	21	14-20
North Carolina	2-1	5.33	27.0	30	22	16	18-25
NC State	3-0	1.67	27.0	17	7	5	14-19
UNC Asheville	2-0	2.25	20.0	17	12	5	10-14
Wake Forest	3-0	6.67	27.0	28	20	20	14-28
Virginia Tech	3-0	2.00	27.0	27	10	6	11-26
FIU	1-0	4.00	9.0	6	5	4	8-8
Georgia Tech	1-2	7.20	25.0	28	24	20	18-14
Grambling St.	4-0	4.35	31.0	30	16	15	17-33
ACC Tourney	2-2	3.75	36.0	31	19	15	24-23
NCAA Regional	3-0	2.33	27.0	28	12	7	8-25
Super Regional	0-2	5.71	17.1	15	16	11	14-13

2009 STARTERS GAME-BY-GAME

LHP SEAN GILMARTIN (12-3, 3.49 ERA)

Date	Opp. (W-L-ND)	IP	H	R	ER	BB	K
2/21	Hofstra (W)	6.0	7	1	1	3	4
2/27	Auburn (W)	7.0	3	3	3	1	9
3/6	Boston College (W)*	8.0	3	1	1	2	8
3/13	at Virginia (L)*	4.0	6	7	4	3	7
3/20	Clemson (W)*	6.1	6	1	1	4	8
3/28	at Maryland (W)*	5.0	2	2	2	2	6
4/3	at Miami (W)*	7.0	8	4	4	4	3
4/10	North Carolina (ND)*	6.2	3	2	0	4	6
4/17	at NC State (W)*	6.2	7	3	3	4	5
4/24	Wake Forest (W)*	5.0	6	4	4	3	3
5/8	at Georgia Tech (L)*	6.0	10	10	8	1	4
5/14	Grambling State (W)	6.0	2	1	1	1	6
5/20	vs. Boston College (W)**	6.0	5	1	1	2	3
5/30	Georgia (W)***	9.0	5	2	2	0	6
6/5	Arkansas (ND)***	5.0	4	2	2	2	2

LHP BRIAN BUSCH (6-2, 3.97 ERA)

Date	Opp. (W-L-ND)	IP	H	R	ER	BB	K
3/17	at Florida (ND)	2.2	5	1	1	1	4
3/21	Clemson (ND)*	5.1	5	3	1	2	3
3/28	at Maryland (W)*	8.0	4	2	2	2	5
4/4	at Miami (ND)*	5.0	1	3	3	3	4
4/11	North Carolina (L)*	5.0	9	7	7	2	3
4/18	at NC State (W)*	7.0	5	2	2	2	5
4/25	Wake Forest (W)*	6.2	5	4	4	3	6
5/1	Virginia Tech (W)*	7.0	7	2	2	3	5
5/9	at Georgia Tech (ND)*	4.2	6	5	3	3	2
5/15	Grambling State (W)	5.0	7	5	5	3	3
5/21	vs. Miami (W)**	6.0	4	2	2	2	2
5/29	Marist (ND)***	4.2	5	3	0	1	3
6/6	Arkansas (ND)***	6.0	6	2	2	1	8

RHP MIKE MCGEE (6-2, 4.04 ERA)

Date	Opp. (W-L-ND)	IP	H	R	ER	BB	K
2/22	Hofstra (W)	6.0	5	2	0	1	3
3/3	at Jacksonville (L)	5.1	5	4	4	5	7
3/22	Clemson (ND)*	6.0	6	3	2	5	4
3/29	at Maryland (W)*	6.0	5	1	1	0	4
4/5	at Miami (L)*	1.1	3	8	7	3	1
4/12	North Carolina (ND)*	4.2	6	2	2	2	6
4/19	at NC State (W)*	6.0	3	2	0	4	5
4/26	Wake Forest (W)*	7.0	4	3	3	1	9
5/3	Virginia Tech (ND)*	4.2	5	3	1	5	2
5/10	at Georgia Tech (ND)*	5.1	3	3	3	5	3
5/16	Grambling State (W)	6.0	5	2	2	2	12
5/24	vs. Virginia (ND)**	3.2	3	3	2	4	6
5/31	Ohio State (W)***	5.0	6	2	1	1	8

RHP AUSTIN WOOD (0-0, 6.35 ERA)

Date	Opp. (W-L-ND)	IP	H	R	ER	BB	K
3/4	North Florida (ND)	2.0	3	4	4	3	1
3/10	High Point (ND)	4.0	3	3	2	3	1
3/25	Florida Gulf Coast (ND)	3.0	3	3	2	5	1
4/15	North Florida (ND)	4.2	6	4	4	3	5
4/22	UNC Asheville (ND)	4.2	5	7	3	5	2

RHP BO O'DELL (3-2, 6.84 ERA)

Date	Opp. (W-L-ND)	IP	H	R	ER	BB	K
3/10	High Point (W)	5.2	3	1	0	2	5
3/24	Florida Gulf Coast (W)	5.0	8	2	2	3	4
4/8	at North Florida (W)	5.0	7	4	4	0	3
4/14	Florida (L)	1.0	4	5	5	2	0

RHP GEOFF PARKER (6-2, 4.82 ERA)

Date	Opp. (W-L-ND)	IP	H	R	ER	BB	K
2/20	Hofstra (W)	5.0	6	3	3	1	3
2/26	Auburn (ND)	4.1	3	3	3	3	4
3/7	North Carolina (L)*	1.1	7	9	9	2	2
3/31	vs. Florida (ND)	3.1	3	2	1	1	3
5/2	Virginia Tech (W)*	6.0	7	3	2	2	9

LHP JOHN GAST (5-3, 5.12 ERA)

Date	Opp. (W-L-ND)	IP	H	R	ER	BB	K
2/21	Hofstra (W)	4.1	7	6	5	4	1
2/28	at Auburn (ND)	3.0	4	3	2	1	1
3/8	Boston College (L)*	3.1	6	6	5	4	0

RHP HUNTER SCANTLING (3-1, 4.63 ERA)

Date	Opp. (W-L-ND)	IP	H	R	ER	BB	K
4/21	UNC Asheville (W)	5.0	4	2	1	0	0
5/5	Jacksonville (W)	6.0	7	2	2	1	2
5/15	Grambling State (ND)	3.0	6	4	3	3	2
5/23	vs. Georgia Tech (L)**	4.0	4	5	5	3	1

RHP TYLER EVERETT (0-0, 4.62 ERA)

Date	Opp. (W-L-ND)	IP	H	R	ER	BB	K
5/6	Florida International (ND)	4.1	3	4	3	6	1

*denotes ACC game; **denotes ACC Tourney; ***denotes NCAA Tourney

2009 REVIEW



SEMINOLE

2009 SEASON IN REVIEW

STARTERS

Date	Opp.	Dec.	IP	H	R	ER	BB	K
2/20	Hofstra	W	5.0	6	3	3	1	3
2/21	Hofstra - Game 1	W	4.1	7	6	5	4	1
2/21	Hofstra - Game 2	W	6.0	7	1	1	3	4
2/22	Hofstra	W	6.0	5	2	0	1	3
2/26	Auburn	ND	4.1	3	3	3	3	4
2/27	Auburn	W	7.0	3	3	3	1	9
2/28	at Auburn	ND	3.0	4	3	2	1	1
3/3	at Jacksonville	L	5.1	5	4	4	5	7
3/4	North Florida	ND	2.0	3	4	4	3	1
3/6	Boston College	W	8.0	3	1	1	2	8
3/7	Boston College	L	1.1	7	9	9	2	2
3/8	Boston College	L	3.1	6	6	5	4	0
3/10	High Point	W	5.2	3	1	0	2	5
3/11	High Point	ND	4.0	3	3	2	3	1
3/13	at Virginia	L	4.0	6	7	4	3	7
3/17	at Florida	ND	2.2	5	1	1	1	4
3/20	Clemson	W	6.1	6	1	1	4	8
3/21	Clemson	ND	5.1	5	3	1	2	3
3/22	Clemson	ND	6.0	6	3	2	5	4
3/24	Florida Gulf Coast	W	5.0	8	2	2	3	4
3/25	Florida Gulf Coast	ND	3.0	3	3	2	5	1
3/28	at Maryland	W	5.0	2	2	2	2	6
3/28	at Maryland	W	8.0	4	2	2	2	5
3/29	at Maryland	W	6.0	5	1	1	0	4
3/31	vs. Florida	ND	3.1	3	2	1	1	3
4/3	at Miami	W	7.0	8	4	4	4	3
4/4	at Miami	ND	5.0	1	3	3	3	4
4/5	at Miami	L	1.1	3	8	7	3	1
4/8	at North Florida	W	5.0	7	4	4	0	3
4/10	North Carolina	ND	6.2	3	2	0	4	6
4/11	North Carolina	L	5.0	9	7	7	2	3
4/12	North Carolina	ND	4.2	6	2	2	2	6
4/14	Florida	L	1.0	4	5	5	2	0
4/15	North Florida	ND	4.2	6	4	4	3	5
4/17	at NC State	W	6.2	7	3	3	4	5
4/18	at NC State	W	7.0	5	2	2	2	5
4/19	at NC State	W	6.0	3	2	0	4	5
4/21	UNC Asheville	W	5.0	4	2	1	0	0
4/22	UNC Asheville	ND	4.2	5	7	3	5	2
4/24	Wake Forest	W	5.0	6	4	4	3	3
4/25	Wake Forest	W	6.2	5	4	4	3	6
4/26	Wake Forest	W	7.0	4	3	3	1	9
5/1	Virginia Tech	W	7.0	7	2	2	3	5
5/2	Virginia Tech	W	6.0	7	3	2	2	9
5/3	Virginia Tech	ND	4.2	5	3	1	5	2
5/5	Jacksonville	W	6.0	7	2	2	1	2
5/6	Florida International	ND	4.1	3	4	3	6	1
5/8	at Georgia Tech	L	6.0	10	10	8	1	4
5/9	at Georgia Tech	ND	4.2	6	5	3	3	2
5/10	at Georgia Tech	ND	5.1	3	3	3	5	3
5/14	Grambling State	W	6.0	2	1	1	1	6
5/15	Grambling State - Game 1	W	5.0	7	5	5	3	3
5/15	Grambling State - Game 2	ND	3.0	6	4	3	3	2
5/16	Grambling State	W	6.0	5	2	2	2	12
5/20	vs. Boston College*	W	6.0	5	1	1	2	3
5/21	vs. Miami*	W	6.0	4	2	2	2	2
5/23	vs. Georgia Tech*	L	4.0	4	5	5	3	1
5/24	vs. Virginia*	ND	3.2	3	3	2	4	6
5/29	Marist#	ND	4.2	5	3	0	1	3
5/30	Georgia#	W	9.0	5	2	2	0	6
5/31	Ohio State#	W	5.0	6	2	1	1	8
6/5	Arkansas#	ND	5.0	4	2	2	2	2
6/6	Arkansas#	ND	6.0	6	2	2	1	8

BULLPEN

Date	Opp.	Dec.	IP	H	R	ER	BB	K
2/20	Hofstra	ND	4.0	2	0	0	0	4
2/21	Hofstra - Game 1	ND	2.2	3	1	1	2	2
2/21	Hofstra - Game 2	ND	3.0	2	1	0	2	4
2/22	Hofstra	ND	3.0	2	2	2	5	3
2/26	Auburn	W - SV	4.2	4	4	3	1	7
2/27	Auburn	ND	2.0	1	2	2	1	2
2/28	at Auburn	L	5.0	6	7	5	3	4
3/3	at Jacksonville	ND	2.2	2	5	1	6	4
3/4	North Florida	L	7.0	2	1	1	4	5
3/6	Boston College	SV	1.0	0	0	0	0	3
3/7	Boston College	ND	7.2	9	5	5	3	8
3/8	Boston College	ND	5.2	10	6	6	4	4
3/10	High Point	ND	3.1	3	3	3	4	4
3/11	High Point	W - SV	5.0	3	0	0	3	4
3/13	at Virginia	ND	4.0	8	8	4	1	2
3/17	at Florida	L	5.2	5	4	2	5	10
3/20	Clemson	SV	2.2	2	1	1	0	3
3/21	Clemson	L	5.2	4	5	4	3	4
3/22	Clemson	W	3.0	2	1	1	3	1
3/24	Florida Gulf Coast	ND	4.0	3	1	0	2	7
3/25	Florida Gulf Coast	W - SV	6.0	5	6	6	1	4
3/28	at Maryland	SV	4.0	1	0	0	1	4
3/28	at Maryland	ND	1.0	2	0	0	0	1
3/29	at Maryland	ND	3.0	5	4	4	1	3
3/31	vs. Florida	W - SV	1.2	1	0	0	0	0
4/3	at Miami	ND	2.0	1	0	0	1	3
4/4	at Miami	L	3.0	4	3	1	0	3
4/5	at Miami	ND	6.2	9	6	6	3	6
4/8	at North Florida	ND	4.0	2	2	2	4	4
4/10	North Carolina	W	2.1	0	0	0	2	2
4/11	North Carolina	ND	4.0	6	5	3	5	4
4/12	North Carolina	W	4.1	6	6	5	3	4
4/14	Florida	ND	8.0	9	5	5	2	3
4/15	North Florida	W	4.1	6	3	3	2	3
4/17	at NC State	ND	2.1	1	0	0	1	3
4/18	at NC State	SV	2.0	0	0	0	2	1
4/19	at NC State	ND	3.0	1	0	0	1	0
4/21	UNC Asheville	ND	4.0	3	0	0	0	4
4/22	UNC Asheville	W	6.1	5	3	2	5	8
4/24	Wake Forest	ND	4.0	3	2	2	4	4
4/25	Wake Forest	SV	2.1	3	0	0	2	4
4/26	Wake Forest	ND	2.0	7	7	7	1	2
5/1	Virginia Tech	ND	2.0	4	0	0	1	2
5/2	Virginia Tech	SV	3.0	2	1	1	0	5
5/3	Virginia Tech	W	4.1	2	1	0	0	3
5/5	Jacksonville	SV	3.0	2	0	0	1	3
5/6	Florida International	W	4.2	3	1	1	2	7
5/8	at Georgia Tech	ND	2.0	3	2	2	1	1
5/9	at Georgia Tech	W - SV	4.1	3	1	1	3	4
5/10	at Georgia Tech	L - BS	2.2	3	3	3	5	0
5/14	Grambling State	none						
5/15	Grambling State - Game 1	ND	2.0	2	1	1	0	2
5/15	Grambling State - Game 2	W-BS	6.0	7	3	3	6	6
5/16	Grambling State	ND	3.0	1	0	0	2	2
5/20	vs. Boston College*	ND	3.0	4	1	1	1	2
5/21	vs. Miami*	SV	3.0	0	0	0	5	1
5/23	vs. Georgia Tech*	ND	5.0	6	4	3	3	3
5/24	vs. Virginia*	L	5.1	5	3	1	4	5
5/29	Marist#	W	4.1	5	1	1	2	6
5/30	Georgia#	none						
5/31	Ohio State#	ND	4.0	7	4	3	4	2
6/5	Arkansas#	L	4.0	1	5	3	4	3
6/6	Arkansas#	L - BS	2.1	4	7	4	7	0

* denotes ACC Tourney; # denotes NCAA Tourney

* denotes ACC Tourney; # denotes NCAA Tourney

2009 REVIEW

BASEBALL



2009 FINAL STATS

RECORD: 45-18 HOME: 33-8 AWAY: 9-8 NEUTRAL: 3-2 ACC: 19-9

BATTING

Player	AVG	GP	GS	AB	R	H	2B	3B	HR	RBI	TB	SLG%	BB	HBP	SO	GDP	OB%	SF	SH	SB	ATT	PO	A	E	FLD%
15 Tyler Holt	.401	63	63	237	87	95	23	2	5	28	137	.578	54	7	47	5	.520	2	4	34	39	139	2	1	.993
25 Mike McGee	.379	60	58	198	66	75	18	1	19	78	152	.768	40	7	47	4	.494	2	4	13	16	59	10	6	.920
38 Stephen Cardullo	.376	62	62	237	76	89	20	3	10	51	145	.612	45	5	46	5	.479	3	5	20	24	165	156	21	.939
13 Jason Stidham	.363	63	63	223	55	81	24	2	12	76	145	.650	44	7	35	3	.465	10	2	5	10	143	195	16	.955
1 Stuart Tapley	.316	63	62	215	46	68	18	0	13	60	125	.581	44	11	58	5	.444	7	6	8	11	33	99	15	.898
29 Rafael Lopez	.287	54	47	150	33	43	4	0	4	29	59	.393	17	3	24	3	.360	5	6	1	3	305	48	4	.989
2 Ohmed Danesh	.262	63	43	168	34	44	13	1	6	34	77	.458	25	2	48	5	.360	2	1	9	11	76	1	0	1.000
6 Tommy Oravetz	.257	63	53	191	37	49	11	3	8	33	90	.471	31	14	43	7	.392	4	2	2	2	18	27	4	.918
5 Jack Posey	.203	53	41	138	18	28	5	0	5	28	48	.348	20	3	29	3	.307	5	2	0	1	305	21	5	.985
3 Sean Gilmartin	.600	17	0	10	4	6	2	0	0	4	8	.800	4	0	3	0	.714	0	0	0	0	18	15	1	.971
19 Matt Kane	.500	2	0	2	2	1	0	0	0	0	1	.500	1	0	0	0	.667	0	0	0	0	4	0	0	1.000
26 Jimmy Marshall	.500	1	0	2	1	1	0	0	0	0	1	.500	0	0	1	0	.500	0	0	0	0	1	2	0	1.000
32 Sherman Johnson	.476	28	0	21	6	10	2	1	1	10	17	.810	5	0	2	1	.577	0	0	0	0	9	14	2	.920
45 Mike Meschke	.322	49	15	87	22	28	10	0	3	23	47	.540	16	0	22	2	.423	1	0	0	0	151	12	2	.988
27 D'Vontrey Richardson	.304	46	22	79	23	24	6	1	0	10	32	.405	6	3	26	2	.371	1	0	2	4	29	4	4	.892
23 James Ramsey	.294	45	9	68	19	20	3	0	2	14	29	.426	13	2	18	1	.412	2	0	0	0	9	1	3	.769
9 Ray Navarro	.286	6	0	7	1	2	0	0	0	2	2	.286	1	0	2	0	.375	0	0	0	0	1	1	0	1.000
21 Geoff Parker	.250	3	0	4	0	1	0	0	0	0	1	.250	0	0	1	0	.250	0	0	0	0	8	14	3	.880
7 Parker Brunelle	.239	38	16	71	12	17	2	2	0	11	23	.324	11	3	16	1	.356	2	0	0	0	147	21	4	.977
31 Ruairi O'Connor	.209	31	13	43	8	9	2	0	1	5	14	.326	8	1	7	1	.346	0	1	0	1	22	1	1	.958
22 John Gast	.000	1	0	1	0	0	0	0	0	0	0	.000	0	0	0	0	.000	0	0	0	0	1	16	2	.895
28 Tyler Everett	.000	1	0	0	0	0	0	0	0	0	0	.000	0	0	0	0	.000	0	0	0	0	3	2	1	.833
30 Hunter Scantling	.000	1	0	0	0	0	0	0	0	0	0	.000	1	0	0	0	1.000	0	0	0	0	3	3	1	.857
Totals	.321	63	63	2152	550	691	163	16	89	496	1153	.536	386	68	475	48	.432	46	33	94	122	1655	698	97	.960
Opponents	.256	63	63	2082	355	532	99	2	64	313	827	.397	303	65	468	52	.364	24	38	41	74	1591	563	79	.965

LOB - Team (544), Opp (506). DPs turned - Team (62), Opp (60). TPs turned - Team (1), Opp (4). CI - Team (4), Brunelle, P. 3, Lopez, R. 1. IBB - Team (9), Stidham, J. 3, Cardullo, S. 1, Tapley, S. 1, Danesh, O. 1, McGee, M. 1, Holt, T. 1, Brunelle, P. 1, Opp (8). Picked off - Holt, T. 2, Stidham, J. 2, Brunelle, P. 1, Cardullo, S. 1.

PITCHING

Player	ERA	W	L	APP	GS	CG	SHO	CBO	SV	IP	H	R	ER	BB	SO	2B	3B	HR	AB	B/Avg	WP	HBP	BK	SFA	SHA
3 Sean Gilmartin	3.49	12	3	18	15	2	0	0	1	98.0	81	48	38	37	83	15	0	14	367	.221	11	6	2	3	3
24 Brian Busch	3.97	6	2	19	13	0	0	0	0	90.2	81	48	40	35	70	14	1	11	330	.245	4	12	1	7	7
25 Mike McGee	4.04	6	2	15	13	0	0	0	0	69.0	64	41	31	42	72	8	0	10	258	.248	11	5	0	1	1
21 Geoff Parker	4.82	6	2	31	5	0	0	0	1	65.1	54	40	35	41	65	13	0	5	236	.229	11	11	0	2	5
5 Jack Posey	4.08	0	1	15	0	0	0	0	0	17.2	21	12	8	9	16	3	0	2	72	.292	2	2	0	1	0
28 Tyler Everett	4.62	0	0	21	1	0	0	0	1	37.0	38	22	19	18	30	8	1	1	140	.271	1	7	0	0	1
30 Hunter Scantling	4.63	3	1	19	4	0	0	0	0	35.0	33	27	18	14	20	10	0	4	125	.264	2	5	0	3	3
26 Jimmy Marshall	4.85	3	2	28	0	0	0	0	10	26.0	24	15	14	24	39	6	0	1	101	.238	2	4	0	1	1
22 John Gast	5.12	5	3	28	3	0	0	0	0	38.2	43	33	22	21	24	7	0	4	154	.279	6	5	1	1	5
14 Austin Wood	6.35	0	0	9	5	0	0	0	0	22.2	24	22	16	25	13	5	0	2	85	.282	6	2	0	2	6
17 Mark Peterson	6.75	1	0	17	0	0	0	0	0	18.2	23	14	14	15	15	4	0	2	76	.303	2	1	0	0	3
16 Bo O'Dell	6.84	3	2	11	4	0	0	0	0	25.0	35	23	19	11	17	4	0	5	104	.337	2	4	0	2	2
18 Ben Francis	10.38	0	0	6	0	0	0	0	0	4.1	8	5	5	4	1	2	0	1	20	.400	2	1	0	1	0
35 Ryan Vigue	10.80	0	0	3	0	0	0	0	0	1.2	2	2	2	2	1	0	0	1	8	.250	0	0	0	0	0
44 Kris Castellanos	13.50	0	0	3	0	0	0	0	0	2.0	1	3	3	5	2	0	0	1	6	.167	1	0	0	0	1
Totals	4.58	45	18	63	63	2	0	0	13	551.2	532	355	281	303	468	99	2	64	2082	.256	63	65	4	24	38
Opponents	8.26	18	45	63	63	1	0	0	5	530.1	691	550	487	386	475	163	16	89	2152	.321	63	68	22	46	33

PB - Team (28), Lopez, R. 15, Brunelle, P. 12, Kane, M. 1, Opp (13). Pickoffs - Team (15), Gast, J. 5, Busch, B. 5, Lopez, R. 3, McGee, M. 1, Parker, G. 1, Opp (6). SBA/ATT - Lopez, R. (26-45), Brunelle, P. (12-20), Busch, B. (10-16), McGee, M. (9-14), Gilmartin, S. (6-11), Parker, G. (7-7), Scantling, H. (2-6), Everett, T. (1-6), O'Dell, B. (1-4), Wood, A. (2-3), Peterson, M. (2-2), Marshall, J. (1-2), Gast, J. (0-2), Posey, J. (0-1).

FIELDING

Player	C	PO	A	E	FLD%	DPs	SBA	CSB	SBA%	PB	CI
2 Ohmed Danesh	77	76	1	0	1.000	0	0	0	-	0	0
24 Brian Busch	22	4	18	0	1.000	0	10	6	.625	0	0
14 Austin Wood	5	0	5	0	1.000	0	2	1	.667	0	0
16 Bo O'Dell	4	1	3	0	1.000	0	1	3	.250	0	0
19 Matt Kane	4	4	0	0	1.000	0	0	0	-	1	0
17 Mark Peterson	4	0	4	0	1.000	0	2	0	1.000	0	0
26 Jimmy Marshall	3	1	2	0	1.000	0	1	1	.500	0	0
44 Kris Castellanos	2	0	2	0	1.000	0	0	0	-	0	0
9 Ray Navarro	2	1	1	0	1.000	0	0	0	-	0	0
15 Tyler Holt	142	139	2	1	.993	1	0	0	-	0	0
29 Rafael Lopez	357	305	48	4	.989	4	26	19	.578	15	1
45 Mike Meschke	165	151	12	2	.988	26	0	0	-	0	0
5 Jack Posey	331	305	21	5	.985	21	0	1	.000	0	0
7 Parker Brunelle	172	147	21	4	.977	3	12	8	.600	12	3



SEMINOLE

2009 FINAL STATS

3 Sean Gilmartin	34	18	15	1	.971	0	6	5	.545	0	0
31 Ruairi O'Connor	24	22	1	1	.958	0	0	0	-	0	0
13 Jason Stidham	354	143	195	16	.955	47	0	0	-	0	0
38 Stephen Cardullo	342	165	156	21	.939	39	0	0	-	0	0
25 Mike McGee	75	59	10	6	.920	1	9	5	.643	0	0
32 Sherman Johnson	25	9	14	2	.920	6	0	0	-	0	0
6 Tommy Oravetz	49	18	27	4	.918	5	0	0	-	0	0
1 Stuart Tapley	147	33	99	15	.898	11	0	0	-	0	0
22 John Gast	19	1	16	2	.895	0	0	2	.000	0	0
27 D'Vontrey Richardson	37	29	4	4	.892	1	0	0	-	0	0
21 Geoff Parker	25	8	14	3	.880	1	7	0	1.000	0	0
30 Hunter Scantling	7	3	3	1	.857	0	2	4	.333	0	0
28 Tyler Everett	6	3	2	1	.833	0	1	5	.167	0	0
23 James Ramsey	13	9	1	3	.769	0	0	0	-	0	0
18 Ben Francis	3	1	1	1	.667	0	0	0	-	0	0
35 Ryan Vigue	0	0	0	0	.000	0	0	0	-	0	0
Totals	2450	1655	698	97	.960	62	41	33	.554	28	4
Opponents	2233	1591	563	79	.965	60	94	28	.770	13	0

INNING-BY-INNING SUMMARY

	1	2	3	4	5	6	7	8	9	Ex	Total
Florida State	76	63	73	43	85	53	55	60	38	4	550
Opponents	40	33	32	38	48	51	50	37	22	4	355

RECORD WHEN TEAM SCORES

Runs	0	1	2	3	4	5	6	7	8	9	10+
W-L	0-0	0-0	0-4	3-2	4-4	2-2	2-1	2-2	4-2	7-1	21-0

RECORD WHEN OPPONENT SCORES

Runs	0	1	2	3	4	5	6	7	8	9	10+
W-L	0-0	2-0	15-0	4-0	8-0	3-2	5-3	4-1	1-1	1-3	2-8

RECORD WHEN LEADING AFTER

Inn	1	2	3	4	5	6	7	8
W-L	16-6	27-6	33-6	36-4	38-3	36-2	31-1	33-1

RECORD WHEN TRAILING AFTER

Inn	1	2	3	4	5	6	7	8
W-L	7-3	7-7	5-9	5-11	5-12	4-12	5-15	4-15

RECORD WHEN TIED AFTER

Inn	1	2	3	4	5	6	7	8
W-L	22-9	11-5	7-3	4-3	1-3	3-4	4-2	3-2

Home attendance: 184,227 (39 dates avg. = 4,727)

Away attendance: 51,188 (22 dates avg. = 2,326)

Total attendance: 235,415 (61 dates avg. = 3,859)

WIN-LOSS SUMMARY

Total	45-18	Opponent 3-5 runs	15-2	Opponent 2+ HRs	9-9
Conference	19-9	Opponent 6-9 runs	11-8	Made 0 errors	15-0
Non-Conf	26-9	Opponent 10+ runs	2-8	Made 1 error	17-4
Home	33-8	Scored in 1st inning	24-9	Made 2+ errors	13-14
Away	9-8	Scores first	27-9	Opp. made 0 errors	12-9
Neutral	3-2	Opp. scores first	18-9	Opp. made 1 error	16-6
Day	20-9	After 6 leading	36-2	Opp. made 2+ errors	17-3
Night	25-9	After 6 trailing	4-12	Out-hit opponent	36-7
vs Left	16-9	After 6 tied	3-4	Out-hit by opponent	4-8
vs Right	29-9	After 7 leading	31-1	Hits are tied	5-3
1-Run games	8-6	After 7 trailing	5-15		
2-Run games	6-1	After 7 tied	4-2		
5+Run games	25-10	After 8 leading	33-1		
Extra inns	2-1	After 8 trailing	4-15		
Shutouts	0-0	After 8 tied	3-2		
Scoring 0-2 runs	0-4	Hit 0 home runs	9-6		
Scoring 3-5 runs	9-8	Hit 1 home run	16-8		
Scoring 6-9 runs	15-6	Hit 2+ home runs	20-4		
Scoring 10+ runs	21-0	Opponent 0 home runs	20-4		
Opponent 0-2 runs	17-0	Opponent 1 home run	16-5		



BASEBALL



2009 FINAL RESULTS

DATE	OPPOSING TEAM	SCORE	R-H-E	R-H-E	INNS	OVERALL	ACC	PITCHER OF RECORD	ATTEND	TIME
2/20	HOFSTRA	W, 9-3	9-13-1	3-8-2	9	1-0-0	0-0-0	Parker, G. (W, 1-0)	5601	2:47
2/21	HOFSTRA	W, 21-7	21-12-2	7-10-5	7	2-0-0	0-0-0	Gast, J. (W, 1-0)	5850	2:53
2/21	HOFSTRA	W, 3-2	3-9-0	2-9-1	9	3-0-0	0-0-0	Gilmartin, S. (W, 1-0)	5850	2:24
2/22	HOFSTRA	W, 10-4	10-16-1	4-7-1	9	4-0-0	0-0-0	McGee, M. (W, 1-0)	4330	3:19
2/26	AUBURN	W, 8-7	8-12-2	7-7-3	9	5-0-0	0-0-0	Marshall, J. (W, 1-0)	5701	3:17
2/27	AUBURN	W, 14-5	14-19-0	5-4-3	9	6-0-0	0-0-0	Gilmartin, S. (W, 2-0)	5844	2:29
2/28	at Auburn	L, 9-10	9-11-2	10-10-0	9	6-1-0	0-0-0	O'Dell, B. (L, 0-1)	2896	3:06
3/3	at Jacksonville	L, 4-9	4-4-2	9-7-2	9	6-2-0	0-0-0	McGee, M. (L, 1-1)	2097	3:17
3/4	NORTH FLORIDA	L, 4-5	4-8-4	5-5-1	9	6-3-0	0-0-0	Busch, B. (L, 0-1)	4275	2:54
3/6	BOSTON COLLEGE*	W, 4-1	4-8-0	1-3-0	9	7-3-0	1-0-0	Gilmartin, S. (W, 3-0)	4569	2:26
3/7	BOSTON COLLEGE*	L, 6-14	6-13-1	14-16-2	9	7-4-0	1-1-0	Parker, G. (L, 1-1)	4969	3:19
3/8	BOSTON COLLEGE*	L, 5-12	5-7-3	12-16-1	9	7-5-0	1-2-0	Gast, J. (L, 1-1)	4247	3:20
3/10	HIGH POINT	W, 18-4	18-19-4	4-6-1	9	8-5-0	1-2-0	O'Dell, B. (W, 1-1)	3908	3:21
3/11	HIGH POINT	W, 4-3	4-8-1	3-6-1	9	9-5-0	1-2-0	Parker, G. (W, 2-1)	3951	3:09
3/13	at Virginia*	L, 2-15	2-6-5	15-14-0	9	9-6-0	1-3-0	Gilmartin, S. (L, 3-1)	1352	3:07
3/17	at Florida	L, 4-5	4-15-4	5-10-0	9	9-7-0	1-3-0	Marshall, J. (L, 1-1)	3369	3:51
3/20	CLEMSON*	W, 5-2	5-8-1	2-8-3	9	10-7-0	2-3-0	Gilmartin, S. (W, 4-1)	5195	2:54
3/21	CLEMSON*	L, 7-8	7-12-4	8-9-1	(11)	10-8-0	2-4-0	Gast, J. (L, 1-2)	5790	4:01
3/22	CLEMSON*	W, 7-4	7-12-1	4-8-2	9	11-8-0	3-4-0	Gast, J. (W, 2-2)	5125	2:47
3/24	FLORIDA GULF COAST	W, 11-3	11-12-1	3-11-1	9	12-8-0	3-4-0	O'Dell, B. (W, 2-1)	4346	2:49
3/25	FLORIDA GULF COAST	W, 11-9	11-9-1	9-8-1	9	13-8-0	3-4-0	Scantling, H. (W, 1-0)	4198	3:00
3/27	at Maryland*	W, 6-2	6-11-0	2-3-0	9	14-8-0	4-4-0	Gilmartin, S. (W, 5-1)	915	3:08
3/28	at Maryland*	W, 10-2	10-14-2	2-6-0	9	15-8-0	5-4-0	Busch, B. (W, 1-1)	257	2:35
3/29	at Maryland*	W, 21-5	21-19-0	5-10-1	9	16-8-0	6-4-0	McGee, M. (W, 2-1)	417	2:41
3/31	vs Florida !	W, 3-2	3-6-1	2-4-1	5	17-8-0	6-4-0	Gast, J. (W, 3-2)	6251	1:55
4/3	at Miami*	W, 14-4	14-17-1	4-9-0	9	18-8-0	7-4-0	Gilmartin, S. (W, 6-1)	3500	3:08
4/4	at Miami*	L, 4-6	4-6-2	6-6-0	9	18-9-0	7-5-0	Gast, J. (L, 3-3)	3500	2:48
4/5	at Miami*	L, 8-14	8-8-2	14-12-0	9	18-10-0	7-6-0	McGee, M. (L, 2-2)	3209	3:14
4/8	at North Florida	W, 14-6	14-14-0	6-9-4	9	19-10-0	7-6-0	O'Dell, B. (W, 3-1)	1949	3:13
4/10	NORTH CAROLINA*	W, 3-2	3-5-2	2-3-0	9	20-10-0	8-6-0	Parker, G. (W, 3-1)	5533	2:44
4/11	NORTH CAROLINA*	L, 7-12	7-10-1	12-15-1	9	20-11-0	8-7-0	Busch, B. (L, 1-2)	5486	3:25
4/12	NORTH CAROLINA*	W, 9-8	9-12-1	8-12-2	9	21-11-0	9-7-0	Marshall, J. (W, 2-1)	4632	3:49
4/14	FLORIDA	L, 2-10	2-6-1	10-13-1	9	21-12-0	9-7-0	O'Dell, B. (L, 3-2)	6345	2:46
4/15	NORTH FLORIDA	W, 8-7	8-9-1	7-12-4	9	22-12-0	9-7-0	Marshall, J. (W, 3-1)	4192	3:08
4/17	at NC State*	W, 9-3	9-10-0	3-8-2	9	23-12-0	10-7-0	Gilmartin, S. (W, 7-1)	1466	3:15
4/18	at NC State*	W, 4-2	4-9-1	2-5-0	9	24-12-0	11-7-0	Busch, B. (W, 2-2)	1837	2:43
4/19	at NC State*	W, 13-2	13-12-3	2-4-1	9	25-12-0	12-7-0	McGee, M. (W, 3-2)	1292	3:20
4/21	UNC ASHEVILLE	W, 9-2	9-9-1	2-7-2	9	26-12-0	12-7-0	Scantling, H. (W, 2-0)	4190	2:17
4/22	UNC ASHEVILLE	W, 11-10	11-10-3	10-10-0	(11)	27-12-0	12-7-0	Parker, G. (W, 4-1)	3993	3:32
4/24	WAKE FOREST*	W, 15-6	15-13-0	6-9-1	9	28-12-0	13-7-0	Gilmartin, S. (W, 8-1)	4680	3:24
4/25	WAKE FOREST*	W, 6-4	6-8-0	4-8-1	9	29-12-0	14-7-0	Busch, B. (W, 3-2)	5105	2:50
4/26	WAKE FOREST*	W, 14-10	14-9-1	10-11-3	9	30-12-0	15-7-0	McGee, M. (W, 4-2)	4641	2:44
5/1	VIRGINIA TECH*	W, 10-2	10-12-0	2-11-1	9	31-12-0	16-7-0	Busch, B. (W, 4-2)	4554	3:06
5/2	VIRGINIA TECH*	W, 10-4	10-12-1	4-9-0	9	32-12-0	17-7-0	Parker, G. (W, 5-1)	4904	3:05
5/3	VIRGINIA TECH*	W, 9-4	9-11-4	4-7-2	9	33-12-0	18-7-0	Gilmartin, S. (W, 9-1)	4659	3:14
5/5	JACKSONVILLE	W, 5-2	5-10-0	2-9-0	9	34-12-0	18-7-0	Scantling, H. (W, 3-0)	4221	2:41
5/6	FIU	W, 15-5	15-16-1	5-6-1	9	35-12-0	18-7-0	Peterson, M. (W, 1-0)	4288	3:23
5/8	at Georgia Tech*	L, 3-12	3-9-3	12-13-3	9	35-13-0	18-8-0	Gilmartin, S. (L, 9-2)	2422	2:59
5/9	at Georgia Tech*	W, 8-6	8-10-3	6-9-1	9	36-13-0	19-8-0	Gast, J. (W, 4-3)	2244	3:45
5/10	at Georgia Tech*	L, 5-6	5-7-2	6-6-0	9	36-14-0	19-9-0	Marshall, J. (L, 3-2)	2150	3:05
5/14	GRAMBLING STATE	W, 9-1	9-6-1	1-2-0	6	37-14-0	19-9-0	Gilmartin, S. (W, 10-2)	4416	1:54
5/15	GRAMBLING STATE	W, 14-6	14-10-0	6-9-4	7	38-14-0	19-9-0	Busch, B. (W, 5-2)	4807	2:40
5/15	GRAMBLING STATE	W, 9-7	9-11-4	7-13-1	(9)	39-14-0	19-9-0	Parker, G. (W, 6-1)	4807	3:23
5/16	GRAMBLING STATE	W, 10-2	10-9-0	2-6-0	9	40-14-0	19-9-0	McGee, M. (W, 5-2)	4481	2:48
5/20	vs Boston College >	W, 7-2	7-7-0	2-9-1	9	41-14-0	19-9-0	Gilmartin, S. (W, 11-2)	1518	2:58
5/21	vs Miami >	W, 4-2	4-6-0	2-4-2	9	42-14-0	19-9-0	Busch, B. (W, 6-2)	2490	2:53
5/23	vs Georgia Tech >	L, 2-9	2-10-1	9-10-0	9	42-15-0	19-9-0	Scantling, H. (L, 3-1)	2362	3:07
5/24	vs Virginia >	L, 3-6	3-9-3	6-8-0	9	42-16-0	19-9-0	Gilmartin, S. (L, 11-3)	3695	3:14
5/29	MARIST <	W, 16-4	16-16-2	4-10-2	9	43-16-0	19-9-0	Gast, J. (W, 5-3)	3565	3:06
5/30	GEORGIA <	W, 8-2	8-12-2	2-5-0	9	44-16-0	19-9-0	Gilmartin, S. (W, 12-3)	5127	2:40
5/31	OHIO STATE <	W, 37-6	37-38-2	6-13-5	9	45-16-0	19-9-0	McGee, M. (W, 6-2)	4144	3:55
6/5	ARKANSAS ^	L, 2-7	2-10-3	7-5-1	9	45-17-0	19-9-0	Parker, G. (L, 6-2)	3784	3:02
6/6	ARKANSAS ^	L, 8-9	8-10-2	9-10-0	9	45-18-0	19-9-0	Posey, J. (L, 0-1)	4581	3:55

* = Conference game; > = ACC Tournament - Durham, N.C.; < = NCAA Regional - Tallahassee, Fla.; ^ = NCAA Super Regional - Tallahassee, Fla.; ! = at Baseball Grounds - Jacksonville, Fla.; (#) = Extra Inning Game.

2009 REVIEW



SEMINOLE

2009 BOX SCORES

GAME 1: HOFSTRA 3, FLORIDA STATE 9

FEB 20, 2009 AT TALLAHASSEE, FL (DICK HOWSER STADIUM)

Hofstra (0-1)	AB	R	H	BI	Florida State (1-0)	AB	R	H	BI
Mark Stuckless rf	5	1	3	1	Tyler Holt cf	4	1	2	0
Tom Legregni 2b	5	0	0	0	Ohmed Danesh ph/cf	2	0	2	2
Matt Prokopowicz 3b	4	0	1	1	Tommy Oravetz 2b	3	2	1	0
Chris Mentrasti ss	3	0	1	0	Sherman Johnson 2b	0	0	0	0
Jim Best dh	3	0	0	0	Mike McGee lf	4	1	3	3
Elliot Hagburg c	4	0	0	0	Ruairi O'Connor pr/lf	0	0	0	0
Nick Panzarella cf	4	0	0	0	Mike Meschke ph	1	0	0	0
Adam Perlo 1b	4	1	2	0	Sean Gilmartin lf	0	0	0	0
John Kenny lf	4	1	1	0	Jason Stidham ss	4	0	0	1
					Stuart Tapley 3b	4	0	1	0
					Stephen Cardullo 1b	2	1	1	0
					D. Richardson rf	4	1	1	1
					Jack Posey dh	1	1	1	0
					James Ramsey ph/dh	2	1	1	0
					Parker Brunelle c	2	1	0	0
					Rafael Lopez c	1	0	0	1
Totals	36	3	8	2	Totals	34	9	13	8

Score by Innings

	R	H	E
Hofstra	120	000	000
Florida State	101	402	01X

E - Mentrasti(1); Hagburg(1); Parker, G.(1). DP - Pride 2. LOB - Pride 8; Seminoles 15. 2B - Stuckless(1); Mentrasti(1); Holt, T.(1); Danesh, O.(1). 3B - Oravetz, T.(1). HBP - Mentrasti; Oravetz, T.; McGee, M.; Tapley, S.; Ramsey, J.; Brunelle, P. SF - Stidham, J.(1); Lopez, R.(1). SB - Kenny(1); Holt, T.(1).

Hofstra	IP	H	R	ER	BB	SO	AB	BF
Brody Fontaine L,0-1	3.2	7	6	5	2	2	18	23
Kevin Rigopoulos	2.1	3	2	2	4	0	8	15
Dan Robl	1.0	1	0	0	0	0	3	4
Jeff Guthridge	1.0	2	1	1	1	0	5	6

Florida State	IP	H	R	ER	BB	SO	AB	BF
Geoff Parker W,1-0	5.0	6	3	3	1	3	22	24
Brian Busch	2.0	0	0	0	0	2	6	6
Hunter Scantling	1.0	1	0	0	0	1	4	4
Jimmy Marshall	1.0	1	0	0	0	1	4	4

GAME 2: HOFSTRA 7, FLORIDA STATE 21

FEB 21, 2009 AT TALLAHASSEE, FL (DICK HOWSER STADIUM)

Hofstra (0-2)	AB	R	H	BI	Florida State (2-0)	AB	R	H	BI
Mark Stuckless rf	4	1	1	0	Tyler Holt cf	1	1	1	1
Tom Legregni 2b	1	0	0	0	Ohmed Danesh ph/cf	3	2	3	4
Chris Greco 3b	2	1	0	0	Tommy Oravetz 2b	1	1	0	1
Matt Prokopowicz 3b/2b 4	1	2	0	0	Sean Gilmartin ph	0	0	0	0
Chris Mentrasti ss	3	1	2	1	Sherman Johnson pr/2b 2	0	0	0	0
Dion Pouncil dh	1	2	0	1	Mike McGee lf	1	2	0	0
Elliot Hagburg c	2	0	0	0	Ruairi O'Connor ph/lf	2	1	0	0
Gianni Masci c	2	1	1	2	Jason Stidham ss	3	2	2	2
Nick Panzarella cf	3	0	2	2	Ray Navarro ss	3	0	2	2
Adam Perlo 1b	4	0	2	0	Stuart Tapley 3b	2	2	1	3
John Kenny lf	3	0	0	0	Jack Posey 3b	1	0	0	0
					Stephen Cardullo 1b	0	2	0	0
					Mike Meschke 1b	1	0	0	1
					James Ramsey dh	5	1	0	0
					D'Vont. Richardson rf	4	4	2	0
					Rafael Lopez c	2	1	1	5
					Matt Kane c	1	2	0	0
Totals	29	7	10	6	Totals	32	21	12	19

Score by Innings

	R	H	E
Hofstra	000	151	0
Florida State	646	041	X

E - Stuckless(1); Greco 2(2); Prokopowicz(1); Perlo(1); Johnson, S.(1); Cardullo, S.(1). DP - Pride 1; Seminoles 2. LOB - Pride 10; Seminoles 11. 2B - Masci(1); Perlo(1); Danesh, O.(2); Stidham, J.(1). HR - Danesh, O.(1); Tapley, S.(1); Lopez, R.(1). HBP - Legregni; Mentrasti; Pouncil; Holt, T.; Oravetz, T.; McGee, M. CS - Prokopowicz(1).

Hofstra	IP	H	R	ER	BB	SO	AB	BF
Bobby Neclon L,0-1	0.2	2	6	2	4	1	5	11
Scott AHara	2.0	5	10	10	5	1	11	17
Matt Wynn	1.2	3	4	4	4	3	8	12
Anthony Gionesi	1.2	2	1	0	2	1	8	10

Florida State	IP	H	R	ER	BB	SO	AB	BF
John Gast W,1-0	4.1	7	6	5	4	1	18	25
Tyler Everett	0.2	0	0	0	0	1	2	2
Austin Wood	2.0	3	1	1	2	1	9	11

GAME 3: HOFSTRA 2, FLORIDA STATE 3

FEB 21, 2009 AT TALLAHASSEE, FL (DICK HOWSER STADIUM)

Hofstra (0-3)	AB	R	H	BI	Florida State (3-0)	AB	R	H	BI
Mark Stuckless rf	4	1	1	0	Tyler Holt cf	4	0	2	1
Tom Legregni 2b	4	1	2	0	Tommy Oravetz 2b	3	0	0	0
Matt Prokopowicz 3b	4	0	2	1	Mike McGee lf	4	1	2	1
Chris Mentrasti ss	3	0	1	0	Jason Stidham ss	4	0	0	0
Nick Panzarella cf	3	0	0	0	Stuart Tapley 3b	4	0	1	0
Matt Wynn dh	2	0	0	0	Stephen Cardullo 1b	3	1	2	0
John Kenny pr/dh	1	0	0	0	Ohmed Danesh rf	3	0	1	0
Dion Pouncil lf	4	0	2	0	Mike Meschke dh	3	1	1	1
Elliot Hagburg c	3	0	0	0	Rafael Lopez c	3	0	0	0
Adam Perlo 1b	4	0	1	0					
Totals	32	2	9	1	Totals	31	3	9	3

Score by Innings

	R	H	E
Hofstra	000	010	100
Florida State	000	021	00X

E - Prokopowicz(2); DP - Pride 1; Seminoles 1. LOB - Pride 10; Seminoles 5. 2B - Legregni(1); Holt, T.(2). HR - McGee, M.(1). HBP - Hagburg; Oravetz, T. SH - Legregni(1). SB - Kenny(2). CS - Stuckless(1); Perlo(1); Holt, T.(1); Tapley, S.(1).

Hofstra	IP	H	R	ER	BB	SO	AB	BF
Rob Kumbatovic L,0-1	8.0	9	3	3	0	4	31	32

Florida State	IP	H	R	ER	BB	SO	AB	BF
Sean Gilmartin W,1-0	6.0	7	1	1	3	4	23	26
Tyler Everett	0.2	1	1	0	2	0	3	5
Brian Busch	1.1	0	0	0	0	3	4	5
Jimmy Marshall S,1	1.0	1	0	0	0	1	2	3

GAME 4: HOFSTRA 4, FLORIDA STATE 10

FEB 22, 2009 AT TALLAHASSEE, FL (DICK HOWSER STADIUM)

Hofstra (0-4)	AB	R	H	BI	Florida State (4-0)	AB	R	H	BI
Mark Stuckless rf	4	1	1	0	Tyler Holt cf	5	3	3	0
Matt Wynn ph	1	0	0	0	Stephen Cardullo 1b	5	0	0	1
Tom Legregni 2b	4	1	1	2	Mike McGee p	2	1	1	1
Matt Prokopowicz 3b	4	0	1	0	Mike Meschke ph/dh	3	1	2	0
Chris Greco ph	1	0	0	0	Jason Stidham ss	4	2	2	2
Chris Mentrasti ss	4	0	0	0	Stuart Tapley 3b	3	0	2	3
Dion Pouncil dh	3	0	0	0	Tommy Oravetz 2b	3	0	2	0
Elliot Hagburg c	3	1	2	0	Sherman Johnson 2b	0	0	0	0
Scott AHara lf	2	1	0	0	D'Vont. Richardson rf	2	1	1	0
Adam Perlo 1b	4	0	1	0	James Ramsey ph	1	0	0	0
John Kenny cf	2	0	1	1	Ruairi O'Connor lf	0	0	0	0
					Ohmed Danesh lf/rf	4	1	1	0
					Rafael Lopez c	5	1	2	2
Totals	32	4	7	3	Totals	37	10	16	9

Score by Innings

	R	H	E
Hofstra	002	000	200
Florida State	220	201	30X

E - Legregni(1); Lopez, R.(1). DP - Pride 2. LOB - Pride 8; Seminoles 15. 2B - Legregni(2); Holt, T. 2(4); McGee, M.(1); Stidham, J. 2(3); Tapley, S.(1); Danesh, O.(3). HBP - Pouncil; Tapley, S.; Oravetz, T.; Richardson, D. SF - Cardullo, S.(1). SB - Legregni(1); Pouncil(1); Holt, T.(2); Stidham, J.(1). CS - Mentrasti(1).

Hofstra	IP	H	R	ER	BB	SO	AB	BF
Nick Panzarella L,0-1	3.1	10	6	6	2	1	20	22
Jeff Guthridge	2.2	2	1	1	3	0	8	13
Dan Robl	0.1	3	3	3	2	0	3	7
Anthony Gionesi	1.2	1	0	0	1	0	6	7

Florida State	IP	H	R	ER	BB	SO	AB	BF
Mike McGee W,1-0	6.0	5	2	0	1	3	21	23
Bo O'Dell	0.0	1	2	2	3	0	1	4
Brian Busch	1.0	0	0	0	0	1	3	3
Ben Francis	1.0	1	0	0	0	0	4	4
Kris Castellanos	0.2	0	0	0	2	1	2	4
Jack Posey	0.1	0	0	0	0	1	1	1

2009 REVIEW

BASEBALL



2009 BOX SCORES

GAME 5: AUBURN 7, FLORIDA STATE 8

FEB 26, 2009 AT TALLAHASSEE, FL (DICK HOWSER STADIUM)

Auburn (2-3)	AB	R	H	BI	Florida State (5-0)	AB	R	H	BI
Trent Mummy cf	5	2	2	0	Tyler Holt cf	5	1	2	2
Joseph Sanders 3b	3	2	3	4	Tommy Oravetz 2b	5	1	1	0
Ben Jones rf	3	0	1	1	Mike McGee lf	4	0	1	0
Hunter Morris dh	3	0	0	1	Jason Stidham ss	1	2	1	0
Brian Fletcher lf	2	0	0	1	Stuart Tapley 3b	5	0	2	2
Kevin Patterson 1b	5	0	0	0	Stephen Cardullo 1b	4	1	1	0
Casey McElroy ss	5	0	0	0	Ohmed Danesh rf	3	0	2	0
Tony Caldwell c	4	1	1	0	D'Vonty Richardson dh	2	0	0	0
Justin Hargett 2b	3	2	0	0	Mike Meschke ph/dh	2	1	1	1
					Rafael Lopez c	4	2	1	0
Totals	33	7	7	7	Totals	35	8	12	5

Score by Innings

	002	010	130	R	H	E
Auburn				7	7	3
Florida State	030	022	001	8	12	2

Note: 1 out, 3 runners LOB when the game ended.

E - Mummy(1); Fletcher(1); McElroy(1); Stidham, J. 2(2). DP - Seminoles 1. LOB - Tigers 9; Seminoles 11. 2B - Caldwell(1); Tapley, S.(2); 3B - Holt, T.(1). HR - Sanders 2(3). HBP - Sanders 2; Fletcher; Hargett; McGee, M. SH - B. Jones(1); Cardullo, S.(1). SF - Morris(1). CS - Danesh, O.(1).

Auburn	IP	H	R	ER	BB	SO	AB	BF
Ty Kelley	4.1	5	4	3	3	7	17	20
Taylor Thompson	1.1	3	3	3	2	3	7	10
Sean Ray	2.0	1	0	0	1	2	7	8
Bradley Hendrix L,0-2	0.2	3	1	1	1	1	4	6

Florida State	IP	H	R	ER	BB	SO	AB	BF
Geoff Parker	4.1	3	3	3	3	4	14	23
Brian Busch	3.2	4	4	3	1	4	16	17
Jimmy Marshall W,1-0	1.0	0	0	0	0	3	3	3

GAME 6: AUBURN 5, FLORIDA STATE 14

FEB 27, 2009 AT TALLAHASSEE, FL (DICK HOWSER STADIUM)

Auburn (2-4)	AB	R	H	BI	Florida State (6-0)	AB	R	H	BI
Trent Mummy cf	4	1	1	2	Tyler Holt cf	6	1	5	2
Joseph Sanders 3b	4	1	1	1	Stephen Cardullo 1b	3	1	1	0
Ben Jones rf	4	1	1	1	James Ramsey ph	1	0	0	0
Hunter Morris dh	3	0	0	0	Kris Castellanos p	0	0	0	0
Tony Caldwell c	3	0	0	0	Ruairi O'Connor ph	1	0	0	0
Casey McElroy ss	3	0	0	0	Hunter Scantling p	0	0	0	0
Cheez McCann ss	1	0	0	0	Mike McGee lf	3	1	0	1
Brian Fletcher lf	2	0	0	0	Matt Kane ph	1	0	1	0
Bradley Ray ph/lf	1	0	0	0	Tyler Everett lf	0	0	0	0
Kevin Patterson 1b	2	0	0	0	Jason Stidham ss	5	2	3	2
Wes Gilmer ph/1b	1	0	0	0	Ray Navarro ph/ss	1	0	0	0
Justin Hargett 2b	2	2	1	0	Stuart Tapley 3b	5	1	2	2
					Tommy Oravetz 2b	3	2	0	0
					Sherman Johnson 2b	0	0	0	0
					D'Vonty Richardson rf	3	1	1	1
					Ohmed Danesh ph/rf	2	1	1	0
					Jack Posey dh	0	0	0	2
					Mike Meschke ph/dh	3	1	1	0
					Rafael Lopez c	4	3	4	3
					Parker Brunelle c	0	0	0	1
Totals	30	5	4	4	Totals	41	14	19	14

Score by Innings

	100	101	020	R	H	E
Auburn				5	4	3
Florida State	115	020	41X	14	19	0

E - McElroy(3); Patterson 2(3). LOB - Tigers 1; Seminoles 11. 2B - Holt, T. 2(6); Danesh, O.(4); Lopez, R. 2(2). HR - Mummy(3); Sanders(5); B. Jones(2); Tapley, S.(2). SH - Caldwell(1); Cardullo, S.(2); Posey, J.(2). SF - McGee, M.(1); Posey, J.(1); Brunelle, P.(1).

Auburn	IP	H	R	ER	BB	SO	AB	BF
Grant Dayton L,0-1	3.2	8	7	5	3	3	19	24
Scott Shuman	3.1	7	6	4	0	2	16	18
Chris O'Neil	1.0	4	1	1	0	0	6	7

Florida State	IP	H	R	ER	BB	SO	AB	BF
Sean Gilmartin W,2-0	7.0	3	3	3	1	9	23	25
Kris Castellanos	1.0	1	2	2	1	1	4	5
Hunter Scantling	1.0	0	0	0	0	1	3	3

GAME 7: FLORIDA STATE 9, AUBURN 10

FEB 28, 2009 AT AUBURN, AL (PLAINSMAN PARK)

Florida State (6-1)	AB	R	H	BI	Auburn (3-4)	AB	R	H	BI
Tyler Holt cf	3	4	3	2	Trent Mummy cf	4	3	3	1
Ohmed Danesh lf	3	0	0	1	Joseph Sanders 3b	5	1	2	5
Jason Stidham ss	3	1	1	1	Ben Jones rf	2	0	0	2
Stuart Tapley 3b	3	0	1	0	Hunter Morris 1b	5	0	0	0
Mike Meschke dh	2	0	0	2	Tony Caldwell c	4	0	1	0
Stephen Cardullo 1b	5	1	2	1	Bradley Ray dh	2	0	0	0
Tommy Oravetz 2b	4	1	0	0	Kevin Patterson ph/dh	2	0	0	0
D'Vonty Richardson rf	5	1	2	0	Casey McElroy ss	4	0	0	0
Rafael Lopez c	4	1	2	1	Brian Fletcher lf	3	3	2	1
					Justin Hargett 2b	3	3	2	0
Totals	32	9	11	8	Totals	34	10	10	9

Score by Innings

	201	104	010	R	H	E
Florida State				9	11	2
Auburn	003	304	00X	10	10	0

E - Tapley, S.(1); Oravetz, T.(1). LOB - Seminoles 8; Tigers 6. 2B - Holt, T. 2(8); Stidham, J.(4); Hargett(1). HR - Holt, T.(1); Cardullo, S.(1); Sanders(5); Fletcher(1). HBP - Holt, T.; Tapley, S.; Oravetz, T.; Fletcher. SH - Stidham, J.(1). SF - Danesh, O.(1); Stidham, J.(2); Meschke, M.(1); B. Jones(1). SB - Holt, T.(3). CS - Richardson, D. 2(2); Sanders(1).

Florida State	IP	H	R	ER	BB	SO	AB	BF
John Gast	3.0	4	3	2	1	1	14	15
Bo O'Dell L,0-1	2.1	6	7	5	0	2	12	14
Mark Peterson	2.0	0	0	0	2	2	6	8
Ben Francis	0.1	0	0	0	0	0	1	1
Ryan Vigue	0.0	0	0	0	1	0	0	1
Jack Posey	0.1	0	0	0	0	0	1	1

Auburn	IP	H	R	ER	BB	SO	AB	BF
Jon Luke Jacobs	5.0	6	5	5	2	6	17	24
Rus Harper	0.2	3	3	3	1	0	4	6
Michael Hurst W,1-0	0.1	0	0	0	1	0	1	3
Austin Hubbard S,1	3.0	2	1	1	1	4	10	11

GAME 8: FLORIDA STATE 4, JACKSONVILLE 9

MAR 3, 2009 AT JACKSONVILLE, FL (ALEXANDER BREAST FIELD)

Florida State (6-2)	AB	R	H	BI	Jacksonville (4-4)	AB	R	H	BI
Tyler Holt cf	3	3	0	0	OPACHICH, Chuck 2b	3	1	0	0
Stephen Cardullo 1b/2b	3	0	0	0	FLEMING, Kyle lf	4	1	2	1
Sherman Johnson 2b	0	0	0	0	GILLAN, Jeremy dh	2	0	1	1
Jason Stidham ss	5	0	2	0	LEHANE, Kevin 1b	3	0	0	1
Stuart Tapley 3b	2	0	1	2	JOHNSON, Glen 3b	2	1	0	1
Ohmed Danesh lf	4	0	0	0	MYERS, Thomas rf	5	0	0	0
D'Vonty Richardson rf	3	0	0	0	ABIS, Derek ss	3	2	0	0
Sean Gilmartin ph/rf	1	0	0	0	SIMMONS, Brad c	2	2	2	3
Tommy Oravetz 2b	3	0	0	0	MURPHY, Jonathan cf	3	2	2	1
Mike Meschke 1b	1	0	0	0	BELVISO, Joey cf	1	0	0	0
Jack Posey dh/p	1	0	0	0					
James Ramsey ph/dh	2	1	1	1					
Rafael Lopez c	3	0	0	0					
Parker Brunelle c	0	0	0	0					
Totals	31	4	4	3	Totals	28	9	7	8

Score by Innings

	000	101	110	R	H	E
Florida State				4	4	2
Jacksonville	050	005	01X	9	7	2

E - Oravetz, T.(2); Lopez, R.(2); ABIS(4); SIMMONS(2). DP - Seminoles 2. LOB - Seminoles 8; Dolphins 9. 2B - Tapley, S.(3). HR - Ramsey, J.(1); SIMMONS(1). HBP - LEHANE. SF - Tapley, S.(1); JOHNSON(1). SB - Holt, T.(4); MURPHY(1). CS - SIMMONS 2(2). Reached on CI - JOHNSON.

Florida State	IP	H	R	ER	BB	SO	AB	BF
Mike McGee L,1-1	5.1	5	4	4	5	7	19	24
Jack Posey	0.1	2	4	0	2	1	4	6
Ben Francis	0.0	0	0	0	1	0	0	2
Hunter Scantling	2.1	0	1	1	3	3	5	10

Jacksonville	IP	H	R	ER	BB	SO	AB	BF
KRIECH, Kyle W,2-1	3.0	0	0	0	0	2	9	9
SCHLEE, Billy	1.0	1	1	0	0	1	4	5
TOMSHAW, Matt	2.0	1	1	1	2	3	7	9
WEDNER, Joey	1.0	1	2	2	1	2	4	5
LOOSEN, Matt	2.0	1	0	0	4	4	7	11

2009 REVIEW



SEMINOLE

2009 BOX SCORES

GAME 9: NORTH FLORIDA 5, FLORIDA STATE 4 MAR 4, 2009 AT TALLAHASSEE, FL (DICK HOWSER STADIUM)

North Florida (4-6)	AB	R	H	BI	Florida State (6-3)	AB	R	H	BI
SMITH, Michael cf	4	0	0	0	Tyler Holt cf	5	2	2	0
TESTA, Sam dh	4	1	0	0	Stephen Cardullo 2b	3	0	0	0
HALE, Preston lf	5	1	2	0	Jason Stidham ss	5	0	2	1
KARMERIS, Andrew 3b5	1	2	1	1	Stuart Tapley 3b	4	0	1	1
THOMPSON, TJ 2b	3	0	0	0	D'Vont. Richardson pr	0	0	0	0
ELDREDGE, David c	2	1	0	0	Mike McGee lf	2	0	0	0
MORALES, Paul 1b	3	0	0	0	Mike Meschke 1b	4	1	1	0
HILLAN, Steve ss	2	1	1	1	Ohmed Danesh rf	4	1	1	0
COLLIER, Robbie rf	3	0	0	1	Tommy Oravetz dh	4	0	0	0
					Rafael Lopez c	4	0	1	2
Totals	31	5	5	3	Totals	35	4	8	4

Score by Innings		R	H	E
North Florida	013	000	010	5 5 1
Florida State	100	200	100	4 8 4

E - KARMERIS, An(2); Cardullo, S. 2(3); Stidham, J.(3); Lopez, R.(3). DP - Seminoles 1. LOB - Ospreys 8; Seminoles 11. 2B - KARMERIS, An(3); Lopez, R.(3). HR - HILLAN, St.(1). SH - SMITH, MR(1); HILLAN, St.(1). SB - Tapley, S.(1). CS - Cardullo, S.(1).

North Florida	IP	H	R	ER	BB	SO	AB	BF
PRYOR, Tucker	3.0	3	1	1	1	4	12	13
FRANZESI, Antonio	2.0	4	2	2	1	3	10	11
JONES, Spencer	1.2	1	1	0	3	0	6	9
PRYOR, Ty W,2-1	2.1	0	0	0	2	4	7	9

Florida State	IP	H	R	ER	BB	SO	AB	BF
Austin Wood	2.0	3	4	4	3	1	9	13
Brian Busch L,0-1	5.2	2	1	1	4	5	18	23
Mark Peterson	1.1	0	0	0	0	2	4	4

GAME 10: BOSTON COLLEGE 1, FLORIDA STATE 4 MAR 6, 2009 AT TALLAHASSEE, FL (DICK HOWSER STADIUM)

Boston College (8-3)	AB	R	H	BI	Florida State (7-3)	AB	R	H	BI
Robbie Anston cf	3	0	1	0	Tyler Holt cf	4	0	0	0
Garret Smith ss	2	0	0	0	Stephen Cardullo 2b	4	1	2	0
Tony Sanchez c	3	0	0	0	Mike McGee lf	3	2	2	2
Mickey Wiswall 3b	4	0	0	0	Jason Stidham ss	3	0	1	1
Mike Belfiore 1b	4	0	0	0	Stuart Tapley 3b	3	0	1	0
Barry Butera rf	4	1	1	1	Ohmed Danesh rf	4	1	1	1
Brad Zepenas 2b	3	0	1	0	D'Vont. Richardson rf	0	0	0	0
Matt Hamlet lf	3	0	0	0	Mike Meschke 1b	4	0	0	0
Harry Darling dh	3	0	0	0	Jack Posey 1b	0	0	0	0
					Tommy Oravetz dh	2	0	1	0
					Rafael Lopez c	3	0	0	0
Totals	29	1	3	1	Totals	30	4	8	4

Score by Innings		R	H	E
Boston College	010	000	000	1 3 0
Florida State	102	001	00X	4 8 0

DP - Eagles 2. LOB - Eagles 5; Seminoles 8. 2B - Cardullo, S.(1); McGee, M.(2); Stidham, J.(5). HR - Butera, B(1); McGee, M.(2); Danesh, O.(2). HBP - Anston, R; Stidham, J. SH - Smith, G(3). CS - McGee, M.(1); Lopez, R.(1).

Boston College	IP	H	R	ER	BB	SO	AB	BF
JB MacDonald L,1-1	6.0	6	4	4	4	7	22	27
Matt Brazis	0.2	1	0	0	0	0	3	3
Chris Kowalski	1.0	1	0	0	1	0	4	5
Nate Bayuk	0.1	0	0	0	0	0	1	1

Florida State	IP	H	R	ER	BB	SO	AB	BF
Sean Gilmartin W,3-0	8.0	3	1	1	2	8	26	30
Jimmy Marshall S,2	1.0	0	0	0	0	3	3	3

GAME 11: BOSTON COLLEGE 14, FLORIDA STATE 6 MAR 7, 2009 AT TALLAHASSEE, FL (DICK HOWSER STADIUM)

Boston College (9-3)	AB	R	H	BI	Florida State (7-4)	AB	R	H	BI
Robbie Anston cf	4	1	1	1	Tyler Holt cf	4	1	2	0
Garret Smith ss	3	1	1	1	Stephen Cardullo 2b/3b	5	0	2	1
Tony Sanchez c	6	3	4	3	Mike McGee lf	3	0	0	0
Mickey Wiswall 3b	5	2	1	1	Ruairi O'Connor lf	1	0	0	0
Mike Belfiore 1b	5	3	2	2	Jason Stidham ss	5	3	3	0
Barry Butera rf	5	2	3	2	Stuart Tapley 3b	3	1	0	0
Brad Zepenas 2b	4	1	3	2	Sherman Johnson 2b	1	0	0	0
Mike Sudol lf	4	0	1	1	Jack Posey 1b	3	0	2	3
Andrew Lawrence dh	1	0	0	0	Mike Meschke 1b	1	0	0	0
Anthony Melchionda ph 1	0	0	0	0	Tommy Oravetz dh	3	0	1	1
Sam Shaughnessy ph 1	0	0	0	0	James Ramsey ph	1	0	0	0
Harry Darling ph	0	1	0	0	D'Vont. Richardson rf	2	1	1	0
Mike Augustine ph	1	0	0	0	Ohmed Danesh ph/rf	2	0	1	0
					Rafael Lopez c	1	0	0	0
					Parker Brunelle ph/c	3	0	1	0
Totals	40	14	16	13	Totals	38	6	13	5

Score by Innings		R	H	E
Boston College	552	002	000	14 16 2
Florida State	301	110	000	6 13 1

E - Anston, R(1); Sudol, M(1); Holt, T.(1). DP - Eagles 3. LOB - Eagles 9; Seminoles 8. 2B - Anston, R(8); Sanchez, T 2(5); Zepenas, B(5); Stidham, J.(6). HR - Sanchez, T(4); Wiswall, M(3). HBP - Anston, R; Smith, G 2. SH - Smith, G(4); Sudol, M(3). CS - Butera, B(3).

Boston College	IP	H	R	ER	BB	SO	AB	BF
Pat Dean W,2-1	5.0	9	6	5	2	5	23	25
John Leonard S,1	4.0	4	0	0	1	3	15	16

Florida State	IP	H	R	ER	BB	SO	AB	BF
Geoff Parker L,1-1	1.1	7	9	9	2	2	10	14
Mark Peterson	0.0	2	1	1	1	0	2	3
Tyler Everett	3.2	4	3	3	0	4	15	17
Kris Castellanos	0.1	0	1	1	2	0	0	3
Hunter Scantling	3.2	3	0	0	0	4	13	13

GAME 12: BOSTON COLLEGE 12, FLORIDA STATE 5 MAR 8, 2009 AT TALLAHASSEE, FL (DICK HOWSER STADIUM)

Boston College (10-3)	AB	R	H	BI	Florida State (7-5)	AB	R	H	BI
Robbie Anston cf	4	3	3	1	Tyler Holt cf	5	2	3	0
Garret Smith ss	4	2	1	1	Tommy Oravetz 2b	1	1	0	0
Tony Sanchez c	3	2	3	4	Mike McGee lf	5	0	1	0
Mickey Wiswall 3b	6	0	3	3	Jason Stidham ss	5	1	1	2
Mike Belfiore 1b/p	5	0	2	2	Stuart Tapley 3b	4	0	1	0
Barry Butera rf	4	0	1	0	Mike Meschke 1b	1	0	0	0
Brad Zepenas 2b	5	1	1	0	Ohmed Danesh dh	3	0	1	2
Mike Sudol lf	3	2	0	0	Stephen Cardullo 1b/3b	3	0	0	0
Andrew Lawrence lf	0	0	0	0	D'Vont. Richardson rf	3	0	0	0
Matt Hamlet dh	3	1	2	0	Rafael Lopez c	2	1	0	0
John Spatola 1b	0	1	0	0	Jack Posey ph	1	0	0	0
					Parker Brunelle c	0	0	0	0
Totals	37	12	16	11	Totals	33	5	7	4

Score by Innings		R	H	E
Boston College	003	400	023	12 16 1
Florida State	004	000	001	5 7 3

E - Butera, B(1); Stidham, J. 2(5); Cardullo, S.(4). DP - Eagles 1. LOB - Eagles 11; Seminoles 9. 2B - Smith, G(3); Sanchez, T(6); Stidham, J.(7). HBP - Richardson, D. SH - Smith, G 2(6); Butera, B(4); Hamlet, M(1). SF - Belfiore, M(1). SB - Wiswall, M(2). CS - Wiswall, M(1).

Boston College	IP	H	R	ER	BB	SO	AB	BF
Mike Dennhardt	2.2	4	4	4	3	2	12	15
Chris Kowalski W,2-0	3.1	1	0	0	1	3	10	11
Nate Bayuk	0.1	1	0	0	1	1	2	3
Matt Brazis	0.1	0	0	0	0	0	1	1
Matt O'Brien	0.1	0	0	0	0	0	1	1
Dave Laufer	0.2	0	0	0	1	2	2	4
Mike Belfiore	1.1	1	1	1	1	2	5	6

Florida State	IP	H	R	ER	BB	SO	AB	BF
John Gast L,1-1	3.1	6	6	5	4	0	13	20
Ben Francis	0.0	1	1	1	0	0	1	1
Brian Busch	4.0	6	2	2	2	2	16	19
Jimmy Marshall	0.2	1	3	3	2	1	2	5
Mark Peterson	1.0	2	0	0	0	1	5	5

2009 REVIEW

BASEBALL

2009 BOX SCORES

GAME 13: HIGH POINT 4, FLORIDA STATE 18

MAR 10, 2009 AT TALLAHASSEE, FL (DICK HOWSER STADIUM)

High Point (4-7)	AB	R	H	BI	Florida State (8-5)	AB	R	H	BI
COWAN, J. 2b	5	1	0	0	Tyler Holt cf	3	1	1	1
WHEELER, A. ss	4	1	0	0	James Ramsey ph/lf	1	1	1	1
MANION, B. cf	4	1	2	0	Tommy Oravetz 2b	4	1	1	0
MAHONEY, K. 1b	3	0	1	0	Ray Navarro ph/ss	0	1	0	0
PATTERSON, H ph/1b2	2	0	0	0	Mike McGee dh/p	1	0	1	0
ALVINO, B. c	2	1	0	0	Jack Posey ph/dh	2	2	1	3
MARION, E. 3b	3	0	1	0	Jason Stidham ss	4	0	0	0
WHITE IV, M. ph/3b	2	0	1	1	Sherman Johnson ph/2b	1	1	1	4
FULGINITI, M dh	4	0	1	1	Stuart Tapley 3b	5	2	2	1
ANDREWS, S. rf	2	0	0	1	Ohmed Danesh lf	3	2	1	1
ROSARIO, P. lf	0	0	0	0	Ruairi O'Connor ph/lf	3	1	3	0
ATWOOD, S. ph/lf	3	0	0	0	Stephen Cardullo 1b	1	1	0	0
					Mike Meschke ph/1b	3	2	2	1
					D'Vont. Richardson rf	6	2	4	1
					Rafael Lopez c	2	0	1	2
					Parker Brunelle ph/c	1	1	0	0
Totals	34	4	6	3	Totals	40	18	19	15

Score by Innings

	000	000	030	R	H	E
High Point	001	000	030	4	6	1
Florida State	010	233	18X	18	19	4

E - ANDREWS, S.(1); Johnson, S.(2); Tapley, S. 2(3); Richardson, D.(1). DP - Panthers 1; Seminoles 1. LOB - Panthers 11; Seminoles 11. 2B - Holt, T.(9); Ramsey, J.(1); McGee, M.(3); Danesh, O.(5); Meschke, M. 2(2); Richardson, D.(1). 3B - Oravetz, T.(2). HR - Posey, J.(1); Johnson, S.(1); Tapley, S.(3). HBP - ALVINO, B.; ANDREWS, S.; McGee, M.; Brunelle, P. SF - Holt, T.(1); Lopez, R.(2). CS - WHEELER, A.(2); ANDREWS, S.(1).

High Point

	IP	H	R	ER	BB	SO	AB	BF
CALDWELL, M. L,2-2	4.0	5	5	4	6	3	15	24
BERG, J.	1.0	2	1	1	0	1	4	4
MUROYA, M.	1.0	5	3	3	0	0	8	8
LETTAS, N.	1.0	1	1	1	0	0	4	4
SCHUMACHER	0.1	4	7	7	2	0	5	8
SCOTT, W.	0.2	2	1	1	1	0	4	5

Florida State

	IP	H	R	ER	BB	SO	AB	BF
Bo O'Dell W,1-1	5.2	3	1	0	2	5	20	23
Mike McGee	1.2	3	3	3	4	1	7	12
Jack Posey	1.2	0	0	0	0	3	7	7

GAME 14: HIGH POINT 3, FLORIDA STATE 4

MAR 11, 2009 AT TALLAHASSEE, FL (DICK HOWSER STADIUM)

High Point (4-8)	AB	R	H	BI	Florida State (9-5)	AB	R	H	BI
COWAN, J. 2b	3	2	2	0	Tyler Holt cf	5	1	1	0
WHEELER, A. ss	2	1	0	0	Tommy Oravetz 2b	3	1	2	0
MANION, B. cf	4	0	0	0	Stuart Tapley 3b	1	0	0	0
MAHONEY, K. 1b	4	0	1	1	Jack Posey 3b	1	0	0	0
ALVINO, B. c	4	0	0	0	Jason Stidham ss	3	0	1	1
ROSARIO, P. lf	2	0	1	1	Ohmed Danesh lf	2	0	0	1
MARION, E. 3b	3	0	0	0	Stephen Cardullo 1b	3	0	0	0
FULGINITI, M dh	3	0	1	0	D'Vontrey Richardson rf	3	0	1	0
ANDREWS, S. rf	3	0	1	0	James Ramsey dh	3	1	1	0
					Rafael Lopez c	3	1	2	1
Totals	28	3	6	2	Totals	27	4	8	3

Score by Innings

	001	010	000	R	H	E
High Point	101	010	000	3	6	1
Florida State	100	010	11X	4	8	1

E - ROSARIO, P.(1); Tapley, S.(4). DP - Panthers 2; Seminoles 1. LOB - Panthers 11; Seminoles 11. 2B - COWAN, J.(4); Holt, T.(10); Oravetz, T.(1); Stidham, J.(8); Richardson, D.(2). HR - Lopez, R.(2). HBP - COWAN, J.; ALVINO, B.; Oravetz, T.; Tapley, S.; Danesh, O.; Ramsey, J. SH - WHEELER, A. 2(2); MAHONEY, K.(2); MARION, E.(2); ANDREWS, S.(1); Oravetz, T.(1); Cardullo, S.(3). SF - Danesh, O.(2). SB - ANDREWS, S.(3).

High Point

	IP	H	R	ER	BB	SO	AB	BF
RODENBERG, M.	5.1	5	2	2	2	2	18	25
SWICKLE, C.	1.0	1	1	1	3	0	3	7
SCOTT, Z. L,1-1	1.0	2	1	0	0	0	4	4
BERG, J.	0.2	0	0	0	0	2	2	3

Florida State

	IP	H	R	ER	BB	SO	AB	BF
Austin Wood	4.0	3	3	2	3	1	12	20
Hunter Scantling	0.1	0	0	0	1	0	0	3
Geoff Parker W,2-1	3.2	3	0	0	2	3	13	15
Jimmy Marshall S,3	1.0	0	0	0	0	1	3	3

GAME 15: FLORIDA STATE 2, VIRGINIA 15

MAR 13, 2009 AT CHARLOTTESVILLE, VA (DAVENPORT FIELD)

Florida State (9-6)	AB	R	H	BI	Virginia (15-0)	AB	R	H	BI
Tyler Holt cf	2	1	1	0	Jarrett Parker cf	6	1	3	2
Tommy Oravetz 2b	4	0	0	0	Tyler Cannon ss	4	1	0	0
Mike McGee lf	3	0	0	0	Phil Gosselin 2b	3	1	0	1
James Ramsey ph/lf	1	0	1	0	Dan Grovatt rf	5	3	2	3
Jason Stidham ss	3	0	0	0	Steyen Proscia 3b	4	3	3	1
Stuart Tapley 3b	3	1	1	1	John Hicks dh	3	3	2	2
Stephen Cardullo 1b	3	0	1	0	John Bivens ph	1	1	1	0
Mike Meschke 1b	1	0	0	0	Jared King 1b	2	1	1	2
D'Vont. Richardson rf	3	0	1	0	Franco Valdes c	5	0	1	3
Ohmed Danesh rf	1	0	0	0	John Barr lf	3	1	1	1
Ruairi O'Connor dh	3	0	0	0	David Coleman ph/lf	2	0	0	0
Rafael Lopez c	2	0	1	0					
Parker Brunelle c	1	0	0	0					
Totals	30	2	6	1	Totals	38	15	14	15

Score by Innings

	000	000	110	R	H	E
Florida State	000	000	110	2	6	5
Virginia	030	235	02X	15	14	0

E - Oravetz, T.(3); Cardullo, S. 2(6); Richardson, D.(2); Francis, B.(1). DP - Seminoles 1; Cavaliers 2. LOB - Seminoles 5; Cavaliers 7. 2B - Parker, J. 2(11). HR - Tapley, S.(4); Grovatt, D.(3); Hicks, J.(3). HBP - Stidham, J.; Cannon, T.; King, J. SF - Gosselin, P.(2); Proscia, S.(1). SB - Holt, T.(5); Grovatt, D.(7); Hicks, J.(1). CS - Stidham, J.(1); King, J.(1).

Florida State

	IP	H	R	ER	BB	SO	AB	BF
Sean Gilmartin L,3-1	4.0	6	7	4	3	7	19	22
Hunter Scantling	1.1	3	5	1	0	1	7	9
Ben Francis	2.2	5	3	3	1	1	12	15

Virginia

	IP	H	R	ER	BB	SO	AB	BF
Danny Hultzen W,4-0	7.0	4	1	1	2	13	23	26
Shane Halley	2.0	2	1	0	1	1	7	8

GAME 16: FLORIDA STATE 4, FLORIDA 5

MAR 17, 2009 AT GAINESVILLE, FL (ALFRED MCKETHAN STADIUM)

Florida State (9-7)	AB	R	H	BI	Florida (10-7)	AB	R	H	BI
Tyler Holt cf	5	2	3	0	Avery Barnes lf	5	0	0	0
Tommy Oravetz dh	4	1	2	1	Ben McMahan dh	2	0	1	0
Stuart Tapley 3b	3	0	0	0	Tyler Thompson ph	1	0	0	0
Jason Stidham 2b	3	0	2	1	Jonathan Pigott ph/dh	0	1	0	0
Jack Posey 1b	3	0	2	1	Josh Adams ss	4	1	1	0
Mike Meschke ph/1b	2	0	1	0	Matt den Dekker cf	3	2	1	0
Stephen Cardullo ss	4	0	2	1	Brandon McArthur 1b	5	0	2	2
Ohmed Danesh lf/rf	4	0	0	0	Daniel Pigott pr	0	0	0	0
D'Vont. Richardson rf	1	0	0	0	Riley Cooper rf	4	1	0	0
James Ramsey ph/lf	1	0	0	0	Clayton Pisani 3b	4	0	0	0
Sean Gilmartin ph/rf	1	0	0	0	Buddy Munroe c	5	0	3	2
Rafael Lopez c	4	1	3	0	Jerico Weitzel 2b	4	0	2	0
Mike McGee p/lf	1	0	0	0					
Totals	36	4	15	4	Totals	37	5	10	4

Score by Innings

	000	002	002	R	H	E
Florida State	000	002	002	4	15	4
Florida	001	001	201	5	10	0

Note: 1 out, 3 runners LOB when the game ended.

E - Posey, J.(1); Cardullo, S.(7); Parker, G.(2); Gast, J.(1). DP - Gators 2. LOB - Seminoles 11; Gators 14. 2B - Holt, T.(11); Oravetz, T.(2); Posey, J.(1); Cardullo, S.(2); HBP - Cardullo, S. SH - Tapley, S.(1); den Dekker(2). SF - Stidham, J.(3). SB - Cooper(2). CS - Stidham, J.(2).

Florida State

	IP	H	R	ER	BB	SO	AB	BF
Brian Busch	2.2	5	1	1	1	4	12	14
Geoff Parker	2.2	0	1	1	1	5	9	10
Mike McGee	0.1	2	0	0	0	1	3	3
John Gast	0.2	0	2	0	2	1	3	5
Bo O'Dell	0.2	0	0	0	0	1	3	3
Jimmy Marshall L,1-1	1.1	3	1	1	2	2	7	9

Florida

	IP	H	R	ER	BB	SO	AB	BF
Alex Panteliodis	4.1	5	0	0	0	5	16	16
Clint Franklin	1.0	1	2	2	1	1	3	5
Kevin Chapman	0.0	0	0	0	1	0	0	1
Greg Larson	1.0	4	0	0	0	0	6	7
Billy Bullock	1.2	2	0	0	0	2	6	6
Patrick Keating	0.0	3	2	2	1	0	3	4
Tony Davis W,1-0	1.0	0	0	0	0	1	2	3



SEMINOLE

2009 BOX SCORES

GAME 17: CLEMSON 2, FLORIDA STATE 5

MAR 20, 2009 AT TALLAHASSEE, FL (DICK HOWSER STADIUM)

Clemson (13-5)	AB	R	H	BI	Florida State (10-7)	AB	R	H	BI
Brad Miller ss	5	0	1	0	Tyler Holt cf	4	1	1	0
Mike Freeman 2b	2	0	0	0	Tommy Oravetz dh	4	0	1	1
Ben Paulsen 1b	4	1	1	1	Stuart Tapley 3b	3	1	1	1
Kyle Parker rf	4	0	1	0	Jason Stidham 2b	3	0	1	1
Jeff Schaus lf	4	0	2	0	Stephen Cardullo ss	3	1	1	0
Matt Sanders dh	3	0	1	0	Rafael Lopez c	3	1	1	1
John Nester c	2	0	0	0	Mike Meschke 1b	2	0	1	0
Chris Epps ph	1	0	0	0	Jack Posey ph/1b	2	1	0	0
Phil Pohl c	0	0	0	0	Mike McGee lf	3	0	1	0
Jason Stolz 3b	4	0	1	0	Ohmed Danesh rf	3	0	0	0
Addison Johnson cf	4	1	1	1	D'Vont. Richardson ph/rf	0	0	0	0
Totals	33	2	8	2	Totals	31	5	8	4

Score by Innings

	R	H	E
Clemson	000	010	010
Florida State	001	011	02X

E - MILLER(9); POHL(3); DELK(1); Gilmartin,S.(1). DP - Tigers 2; Seminoles 3. LOB - Tigers 9; Seminoles 10. 2B - PARKER(2); Oravetz, T.(3); Stidham, J.(9). HR - PAULSEN(4); JOHNSON(1); Lopez, R.(3). HBP - FREEMAN; Oravetz, T.; Cardullo, S. SH - Lopez, R.(1). SB - FREEMAN 2(7); Tapley, S.(2); Cardullo, S.(1); McGee, M.(1).

Clemson	IP	H	R	ER	BB	SO	AB	BF
Trey Delk L,1-1	5.0	6	2	1	3	3	20	23
Will Lamb	0.2	2	1	1	0	1	4	4
Tomas Cruz	1.2	0	2	0	1	1	5	8
Ryan Hinson	0.2	0	0	0	1	2	2	4

Florida State	IP	H	R	ER	BB	SO	AB	BF
Sean Gilmartin W,4-1	6.1	6	1	1	4	8	22	27
John Gast	1.0	2	1	1	0	0	5	5
Geoff Parker	0.2	0	0	0	0	2	3	3
Jimmy Marshall S,4	1.0	0	0	0	0	1	3	3

GAME 18: CLEMSON 8, FLORIDA STATE 7

MAR 21, 2009 AT TALLAHASSEE, FL (DICK HOWSER STADIUM)

Clemson (14-5)	AB	R	H	BI	Florida State (10-8)	AB	R	H	BI
Brad Miller ss	5	1	0	1	Tyler Holt cf	5	2	3	4
Mike Freeman 2b	6	1	2	0	Tommy Oravetz dh	4	0	0	0
Ben Paulsen 1b	4	0	0	2	Stuart Tapley 3b	5	1	1	0
Kyle Parker rf	4	2	2	2	Jason Stidham 2b	4	1	0	0
Jeff Schaus lf	4	1	2	0	Stephen Cardullo ss	5	0	3	0
Matt Sanders dh	1	1	1	0	Jack Posey 1b	3	0	0	0
Jason Stolz 3b	4	0	0	1	Mike Meschke ph/1b	2	0	0	0
Phil Pohl c	2	0	0	0	Mike McGee lf	5	1	1	1
Will Lamb ph	1	0	0	0	D'Vont. Richardson rf	2	1	1	1
John Nester c	2	0	0	0	James Ramsey ph	0	0	0	0
Addison Johnson cf	4	2	2	1	Ohmed Danesh rf	3	1	3	1
					Rafael Lopez c	5	0	0	0
Totals	37	8	9	7	Totals	43	7	12	7

Score by Innings

	R	H	E
Clemson	020	010	110
Florida State	001	200	020

E - STOLZ(1); Stidham, J.(6); McGee, M. 2(2); Richardson,D(3). DP - Tigers 1; Seminoles 1. LOB - Tigers 9; Seminoles 14. 2B - SCHAU(5); JOHNSON(1); Richardson,D(3); Danesh, O.(6). HR - PARKER(3); Holt, T. 2(3). HBP - PARKER 2; SANDERS; JOHNSON; Stidham, J. SH - SANDERS 2(2); STOLZ(1); Tapley, S.(2); Lopez, R.(2). SF - PAULSEN(3). SB - JOHNSON(9); Holt, T. 2(7); Stidham, J.(2); Danesh, O.(1). CS - FREEMAN(1); STOLZ(2).

Clemson	IP	H	R	ER	BB	SO	AB	BF
Chris Dwyer	4.2	4	3	3	5	6	17	24
Graham Stoneburner	4.0	4	2	2	2	4	16	18
Matt Vaughn W,1-0	2.0	4	2	2	1	2	9	11
Casey Harman S,1	0.1	0	0	0	0	0	1	1

Florida State	IP	H	R	ER	BB	SO	AB	BF
Brian Busch	5.1	5	3	1	2	3	19	24
Geoff Parker	2.1	0	2	1	1	2	7	11
Mark Peterson	0.2	1	0	0	1	0	3	4
Bo O'Dell	1.0	1	0	0	0	0	2	3
Jimmy Marshall	0.2	0	0	0	0	0	2	2
John Gast L,1-2	0.2	1	2	2	1	1	2	4
Hunter Scantling	0.1	1	1	1	0	1	2	2

GAME 19: CLEMSON 4, FLORIDA STATE 7

MAR 22, 2009 AT TALLAHASSEE, FL (DICK HOWSER STADIUM)

Clemson (14-6)	AB	R	H	BI	Florida State (11-8)	AB	R	H	BI
Brad Miller ss	3	1	1	0	Tyler Holt cf	3	1	1	1
Mike Freeman 2b	4	0	1	0	Stephen Cardullo ss	4	0	2	0
Ben Paulsen 1b	5	0	1	0	Stuart Tapley 3b	3	1	1	0
Kyle Parker rf	3	1	1	0	Jason Stidham 2b	4	0	0	1
Jeff Schaus lf	4	0	1	0	Mike McGee p/dh	5	2	3	4
Will Lamb dh	3	1	1	0	Jack Posey 1b	4	0	1	0
Richard Mounce ph	1	0	0	0	D'Vont. Richardson rf	1	1	0	0
Jason Stolz 3b	3	1	2	1	Ohmed Danesh ph/rf	2	0	1	0
Phil Pohl c	2	0	0	0	Ruairi O'Connor lf	4	0	1	1
Chris Epps ph	0	0	0	0	Parker Brunelle c	3	1	1	0
John Nester c	0	0	0	0	Tommy Oravetz ph	1	0	1	0
Addison Johnson cf	3	0	1	1	James Ramsey pr	0	1	0	0
Totals	31	4	8	2	Totals	33	7	12	7

Score by Innings

	R	H	E
Clemson	100	002	010
Florida State	010	100	104

Note: 2 outs, 0 runners LOB when the game ended.

E - NESTER(1); CRUZ(1); O'Connor, R.(1). DP - Tigers 1; Seminoles 1. LOB - Tigers 10; Seminoles 8. 2B - PAULSEN(6); Cardullo, S.(3); Tapley, S.(4). HR - McGee, M. 2(4). HBP - Danesh, O. SH - NESTER(1); JOHNSON(3); Cardullo, S.(4). SF - Holt, T.(2); Stidham, J.(4). SB - STOLZ(1); Danesh, O.(2). CS - SCHAU(2).

Clemson	IP	H	R	ER	BB	SO	AB	BF
Casey Harman	5.0	7	2	2	2	4	20	22
Tomas Cruz	1.2	3	1	1	0	2	7	8
Ryan Hinson	1.1	1	1	1	0	3	5	6
Justin Sarraat L,3-1	0.2	1	3	3	2	0	1	5

Florida State	IP	H	R	ER	BB	SO	AB	BF
Mike McGee	6.0	6	3	2	5	4	22	27
Mark Peterson	2.0	2	1	1	3	0	6	11
John Gast W,2-2	1.0	0	0	0	0	1	3	3

GAME 20: FLORIDA GULF COAST 3, FLORIDA STATE 11

MAR 24, 2009 AT TALLAHASSEE, FL (DICK HOWSER STADIUM)

Fla. Gulf Coast (13-9)	AB	R	H	BI	Florida State (12-8)	AB	R	H	BI
WICKENS, Steven ss	3	0	0	1	Tyler Holt cf	4	1	2	0
UPCHURCH, Josh cf	5	0	1	0	D'Vont. Richardson ph/cf	1	0	0	0
ROBERSON, Tim 3b	4	1	2	0	Stephen Cardullo ss	4	1	1	1
ALVAREZ, Mikel 2b	4	0	1	0	Stuart Tapley 3b	4	1	2	3
ROBERTS, Brad 1b	3	0	0	1	Ray Navarro ph/3b	1	0	0	0
MAXFIELD, Zach dh	5	1	2	1	Mike McGee lf	3	0	0	0
GREENE, Robert c	5	0	1	0	James Ramsey lf	2	0	0	0
CHESTER, Josh rf	4	1	2	0	Jason Stidham 2b	3	3	3	1
BARRIE, Bobby lf	4	0	2	0	Sherman Johnson 2b	0	0	0	0
					Jack Posey 1b	2	0	0	0
					Mike Meschke ph/1b	1	1	0	0
					Tommy Oravetz dh	3	2	1	1
					Ruairi O'Connor rf	0	1	0	0
					Ohmed Danesh ph/rf	3	1	2	2
					Parker Brunelle c	4	0	1	2
Totals	37	3	11	3	Totals	35	11	12	10

Score by Innings

	R	H	E
Florida Gulf Coast	000	110	010
Florida State	032	300	30X

E - ROBERSON(14); Tapley, S.(5). DP - Eagles 2; Seminoles 1. LOB - Eagles 13; Seminoles 5. 2B - GREENE(4); CHESTER(6); BARRIE(1); Cardullo, S.(4); Stidham, J.(10); Oravetz, T.(4); Danesh, O.(7). HR - MAXFIELD(5); Tapley, S.(5); Stidham, J.(1). SF - WICKENS(3). CS - Cardullo, S.(2).

Florida Gulf Coast	IP	H	R	ER	BB	SO	AB	BF
NATHANSON, Patrick L,3-1	2.0	2	3	1	4	3	8	12
CRUMBLY, Craig	4.0	7	5	5	0	5	19	19
KILEY, Tim	1.0	3	3	3	1	1	5	6
BARNES, Jacob	1.0	0	0	0	0	0	3	3

Florida State	IP	H	R	ER	BB	SO	AB	BF
Bo O'Dell W,2-1	5.0	8	2	2	3	4	22	25
Tyler Everett	2.0	1	0	0	1	4	8	9
Hunter Scantling	1.0	1	1	0	0	1	3	4
Jimmy Marshall	1.0	1	0	0	1	2	4	5

2009 REVIEW

BASEBALL



2009 BOX SCORES

GAME 21: FLORIDA GULF COAST 9, FLORIDA STATE 11

MAR 25, 2009 AT TALLAHASSEE, FL (DICK HOWSER STADIUM)

Fla. Gulf Coast (13-10) AB	R	H	BI	Florida State (13-8) AB	R	H	BI
WICKENS, Steven ss	5	0	0	Tyler Holt cf	4	1	2
UPCHURCH, Josh cf	5	0	0	Tommy Oravetz dh	4	1	1
ROBERSON, Tim 3b	4	3	1	Stuart Tapley 3b	2	1	0
ALVAREZ, Mikel 2b	3	1	1	Jason Stidham 2b	1	0	0
MAXFIELD, Zach dh	4	1	2	Mike McGee lf	4	2	2
CHESTER, Josh rf	3	0	0	Stephen Cardullo ss	4	2	2
ROBERTS, Brad 1b	4	2	2	Ohmed Danesh rf	3	0	0
GREENE, Robert c	4	2	2	Ruairi O'Connor ph/rf	0	1	0
BARRIE, Bobby lf	2	0	0	Rafael Lopez c	1	1	0
Totals	34	9	8	Totals	29	11	9

Score by Innings

	R	H	E
Florida Gulf Coast	101	102	400
Florida State	000	080	03X

E - SALE(1); Posey, J.(2). LOB - Eagles 6; Seminoles 2. 2B - McGee, M.(4). HR - ROBERTS(4); GREENE 2(7); Cardullo, S.(2); Posey, J.(2). SH - CHESTER(2); O'Connor, R.(1). SF - CHESTER(3); Lopez, R.(3); Posey, J.(2). SB - BARRIE(1). CS - Holt, T.(2); McGee, M.(2).

Florida Gulf Coast

IP	H	R	ER	BB	SO	AB	BF
ERATH, Richie	2.0	1	0	0	0	6	6
LANDA, Trent	1.0	0	0	0	2	3	5
URSITTI, Nick	1.1	0	0	0	0	4	4
HORTON, Ryan	0.1	1	2	2	1	2	3
STALLINGS, CJ	0.0	2	2	2	0	2	2
SHAW, Derek	0.0	2	4	4	2	2	4
FORJET, Jason	2.1	0	0	0	0	7	7
SALE, Chris L,2-3	1.0	3	3	1	0	3	6

Florida State

IP	H	R	ER	BB	SO	AB	BF
Austin Wood	3.0	3	3	2	5	12	18
Geoff Parker	3.0	2	2	2	0	11	11
Mark Peterson	0.1	3	4	4	1	0	3
Hunter Scantling W,1-0	1.2	0	0	0	0	1	5
Jimmy Marshall S,5	1.0	0	0	0	0	2	3

GAME 22: FLORIDA STATE 6, MARYLAND 2

MAR 27, 2009 AT COLLEGE PARK, MD (SHIPLEY FIELD)

Florida State (14-8) AB	R	H	BI	Maryland (11-13) AB	R	H	BI
Tyler Holt cf	5	1	1	Will Greenberg 1b	4	0	1
Tommy Oravetz dh	3	2	2	David Poutier 2b	3	1	1
Stuart Tapley 3b	4	0	0	Mike Murphy 3b	4	1	1
Jason Stidham 2b	4	0	1	A.J. Casario rf	4	0	0
Mike McGee lf	2	0	0	Tyler Bennett c	3	0	0
Jack Posey 1b	4	1	2	Gerry Spessard lf	4	0	0
Stephen Cardullo ss	4	2	2	Dan Benick cf	3	0	0
Rafael Lopez c	4	0	2	Zack Helgeson dh	1	0	0
Ruairi O'Connor rf	1	0	0	Mike Rozak pr/dh	1	0	0
Ohmed Danesh ph/rf	4	0	1	Alfredo Rodriguez ss	2	0	0
Totals	35	6	11	Totals	29	2	3

Score by Innings

	R	H	E
Florida State	021	200	100
Maryland	000	200	000

DP - Terrapins 1. LOB - Seminoles 13; Terrapins 4. 2B - Oravetz, T.(5); Posey, J.(2); Murphy, M.(5). HR - Cardullo, S.(3); Poutier, D(1). HBP - Oravetz, T. SF - Posey, J.(3); Bennett, T(3). SB - Holt, T.(8); Danesh, O.(1).

Florida State

IP	H	R	ER	BB	SO	AB	BF
Sean Gilmartin W,5-1	5.0	2	2	2	2	6	19
Geoff Parker S,1	4.0	1	0	0	1	4	13

Maryland

IP	H	R	ER	BB	SO	AB	BF
Matt Fullerton L,2-2	2.0	5	3	3	1	10	11
Brett Jones	1.2	1	2	2	6	2	4
Sander Beck	2.1	3	0	0	1	4	10
Matt Quinn	1.0	1	1	1	0	4	5
Kyle Blackwell	2.0	1	0	0	1	4	7

GAME 23: FLORIDA STATE 10, MARYLAND 2

MAR 28, 2009 AT COLLEGE PARK, MD (SHIPLEY FIELD)

Florida State (15-8) AB	R	H	BI	Maryland (11-14) AB	R	H	BI
Tyler Holt cf	2	2	1	Will Greenberg 1b	4	0	1
Tommy Oravetz dh	5	0	0	David Poutier ss	4	0	0
Stuart Tapley 3b	5	2	2	Mike Murphy 3b	3	1	1
Jason Stidham 2b	5	0	2	A.J. Casario rf	3	0	0
Stephen Cardullo ss	5	1	3	Tyler Bennett c	4	0	1
Ohmed Danesh rf	4	0	0	Gerry Spessard lf	4	0	1
Mike McGee ph	1	0	0	Dan Benick cf	2	1	0
Ruairi O'Connor rf	0	0	0	Jensen Pupa ph	1	0	1
James Ramsey lf	3	3	3	Mike Moss dh	3	0	0
Mike Meschke 1b	2	0	0	Curtis Lazar ph	1	0	0
Jack Posey ph/1b	2	1	1	Matthew Murakami 2b	4	0	1
Parker Brunelle c	5	1	2	Totals	33	2	6
Totals	39	10	14	Totals	33	2	6

Score by Innings

	R	H	E
Florida State	240	020	200
Maryland	000	100	100

E - Meschke, M.(1); Brunelle, P.(1). DP - Seminoles 1; Terrapins 1. LOB - Seminoles 8; Terrapins 7. 2B - Tapley, S.(5); Brunelle, P.(1); Bennett, T(2). HR - Tapley, S.(6); Ramsey, J.(2); Posey, J.(3). HBP - Murphy, M. SH - Holt, T.(1). SB - Holt, T. 2(10).

Florida State

IP	H	R	ER	BB	SO	AB	BF
Brian Busch W,1-1	8.0	4	2	2	5	29	32
Tyler Everett	1.0	2	0	0	0	4	4

Maryland

IP	H	R	ER	BB	SO	AB	BF
Scott Swinson L,1-4	1.2	8	6	6	1	13	14
Adam Kolarek	3.1	3	2	3	2	11	15
Ian Schwalenberg	2.0	3	2	2	0	9	9
Blair Delean	1.0	0	0	0	0	3	3
John Dischert	1.0	0	0	0	1	2	3

GAME 24: FLORIDA STATE 21, MARYLAND 5

MAR 29, 2009 AT COLLEGE PARK, MD (SHIPLEY FIELD)

Florida State (16-8) AB	R	H	BI	Maryland (11-15) AB	R	H	BI
Tyler Holt cf	3	1	0	David Poutier ss	3	0	0
Sean Gilmartin cf	1	2	1	Alfredo Rodriguez ph/ss	2	0	0
Stephen Cardullo ss	5	4	3	Jensen Pupa dh	3	1	1
Stuart Tapley 3b	3	1	1	Zack Helgeson ph	2	0	0
Tommy Oravetz ph/3b	2	0	0	Will Greenberg c	3	0	1
Jason Stidham 2b	3	2	1	Mike Moss c	1	1	1
Sherman Johnson 2b	2	1	1	Mike Murphy 3b	3	0	0
Jack Posey 1b	4	1	2	Logan Welch 3b	0	1	0
Mike Meschke 1b	2	1	2	A.J. Casario rf	3	1	1
Mike McGee p/dh	4	2	3	Taylor Buran rf	1	0	0
Jimmy Marshall ph/dh	2	1	1	Gerry Spessard lf	3	0	1
James Ramsey lf	3	3	1	Mike Rozak lf	1	1	1
Rafael Lopez c	4	0	0	Dan Benick cf	4	0	2
Parker Brunelle c	2	0	1	Curtis Lazar 1b	3	0	0
Ruairi O'Connor rf	1	0	0	Matthew Murakami 2b	4	0	2
Ohmed Danesh ph/rf	3	2	2	Totals	36	5	10
Totals	44	21	19	Totals	36	5	10

Score by Innings

	R	H	E
Florida State	321	041	406
Maryland	000	001	103

E - Murakami, M(3). DP - Terrapins 2. LOB - Seminoles 6; Terrapins 6. 2B - Stidham, J.(11); Meschke, M.(3); McGee, M. 2(6); Brunelle, P.(2); Danesh, O.(8); Benick, D(5); Murakami, M(2). HR - Cardullo, S. 2(5); Tapley, S.(7); McGee, M.(5); Pupa, J(3); Moss, M(3); Casario, A(4). HBP - Welch, L.

Florida State

IP	H	R	ER	BB	SO	AB	BF
Mike McGee W,2-1	6.0	5	1	1	0	4	22
John Gast	1.0	1	1	1	0	0	4
Hunter Scantling	1.0	0	0	0	0	1	3
Jimmy Marshall	1.0	4	3	3	1	2	7

Maryland

IP	H	R	ER	BB	SO	AB	BF
Eric Potter L,2-2	2.0	4	5	5	4	2	9
Brett Harman	4.1	7	6	5	1	4	19
John Dischert	0.1	1	3	3	2	0	2
Sander Beck	1.1	2	1	1	1	1	6
Brett Jones	1.0	5	6	6	2	1	8



SEMINOLE

2009 BOX SCORES

GAME 25: FLORIDA STATE 3, FLORIDA 2

MAR 31, 2009 AT JACKSONVILLE, FL (BASEBALL GROUNDS)

Florida State (17-8)	AB	R	H	BI	Florida (18-9)	AB	R	H	BI
Tyler Holt cf	3	1	2	0	Matt den Dekker cf	2	0	0	0
Stephen Cardullo ss	0	1	0	0	Daniel Pigott rf	3	0	1	0
Stuart Tapley 3b	2	0	0	0	Avery Barnes lf	2	1	1	0
Jason Stidham 2b	2	0	1	1	Josh Adams ss	2	0	0	0
Jack Posey 1b	3	1	2	1	Buddy Munroe c	1	1	1	0
Mike McGee lf	2	0	1	0	Brandon McArthur dh	1	0	0	0
Tommy Oravetz dh	3	0	0	0	Preston Tucker 1b	2	0	0	1
D'Vont. Richardson rf	1	0	0	0	Clayton Pisani 2b	2	0	0	0
Ohmed Danesh ph/rf	2	0	0	0	Jerico Weitzel 3b	2	0	1	0
Rafael Lopez c	2	0	0	0					
Totals	20	3	6	2	Totals	17	2	4	1

Score by Innings

	R	H	E
Florida State	200	01	
Florida	000	20	

Note: Game called after five innings due to rain

E - Tapley, S.(6); Weitzel(3). DP - Seminoles 2. LOB - Seminoles 8; Gators 3. 2B - D. Pigott(2); Munroe(4). HR - Posey, J.(4). HBP - Cardullo, S.; Munroe. SH - den Dekker(3). SF - Stidham, J.(5). SB - Holt, T. 2(12); Cardullo, S.(2).

Florida State	IP	H	R	ER	BB	SO	AB	BF
Geoff Parker	3.1	3	2	1	1	3	13	15
John Gast W,3-2	1.0	1	0	0	0	0	3	4
Sean Gilmartin S,1	0.2	0	0	0	0	0	1	1

Florida	IP	H	R	ER	BB	SO	AB	BF
Stephen Locke	2.1	4	2	2	1	0	10	13
Greg Larson	1.1	1	0	0	3	1	5	8
Alex Panteliodis L,2-3	1.1	1	1	1	0	1	5	5

GAME 26: FLORIDA STATE 14, MIAMI 4

APR 3, 2009 AT CORAL GABLES, FL (ALEX RODRIGUEZ FIELD)

Florida State (18-8)	AB	R	H	BI	Miami (21-8)	AB	R	H	BI
Tyler Holt cf	6	2	4	4	Jonathan Weislow cf	2	1	0	0
Stephen Cardullo ss	4	3	3	1	Nathan Melendres cf	1	1	1	1
Stuart Tapley 3b	4	2	1	2	Ted Blackman dh	5	0	1	0
Jason Stidham 2b	5	2	1	1	Scott Lawson 2b	3	0	1	1
Mike McGee lf	5	2	3	5	David Villasuso ph	1	0	0	0
Jack Posey 1b	5	0	1	0	Jason Hagerty 1b/c	3	1	1	0
Tommy Oravetz dh	3	0	1	0	Chris Herrmann lf	3	0	0	0
James Ramsey ph/dh	2	0	0	0	Yasmani Grandal c	3	0	0	0
Ohmed Danesh rf	1	0	0	0	Vickash Ramjit ph/1b	1	0	0	0
D'Vont. Richardson ph/rf	1	1	1	0	Harold Martinez 3b	4	1	3	1
Rafael Lopez c	4	2	2	0	Dave DiNatale rf	4	0	2	1
Parker Brunelle c	0	0	0	0	Ryan Jackson ss	2	0	0	0
					Iden Nazario ph	1	0	0	0
					Thomas Powers ss	0	0	0	0
Totals	42	14	17	13	Totals	33	4	9	4

Score by Innings

	R	H	E
Florida State	421	030	031
Miami	110	000	110

E - Posey, J.(3). DP - Seminoles 2; Hurricanes 2. LOB - Seminoles 6; Hurricanes 8. 2B - Holt, T.(12); Cardullo, S.(5); Richardson,D(4); Lopez, R.(4); Hagerty, J(9); Martinez, H 2(7); DiNatale, D(8). HR - Holt, T. 2(5); Cardullo, S.(6); Tapley, S.(8); Stidham, J.(2); McGee, M. 2(7); Melendres, N(1); Martinez, H(3). HBP - Lopez, R.. SF - Lawson, S(4). CS - Lawson, S(6).

Florida State	IP	H	R	ER	BB	SO	AB	BF
Sean Gilmartin W,6-1	7.0	8	4	4	4	3	27	32
Tyler Everett	2.0	1	0	0	1	3	6	7

Miami	IP	H	R	ER	BB	SO	AB	BF
David Gutierrez L,2-3	0.2	4	4	4	2	2	6	9
Daniel Miranda	4.0	6	4	4	1	4	17	18
Rene Guerra	2.1	3	2	2	0	4	10	10
John Housey	2.0	4	4	4	1	2	9	10

GAME 27: FLORIDA STATE 4, MIAMI 6

APR 4, 2009 AT CORAL GABLES, FL (ALEX RODRIGUEZ FIELD)

Florida State (18-9)	AB	R	H	BI	Miami (22-8)	AB	R	H	BI
Tyler Holt cf	3	0	0	0	Nathan Melendres cf	4	0	0	0
Stephen Cardullo ss	4	2	2	0	Scott Lawson 2b	2	1	0	0
Stuart Tapley 3b	3	0	1	2	Jason Hagerty 1b	4	1	2	2
Jason Stidham 2b	3	1	1	2	Chris Herrmann lf	4	0	1	0
Mike McGee lf	4	0	0	0	Harold Martinez 3b	3	2	1	0
Jack Posey 1b	3	0	0	0	Yasmani Grandal c	3	1	1	0
James Ramsey ph	1	0	0	0	Dave DiNatale rf	3	0	0	0
Tommy Oravetz dh	4	0	1	0	Vickash Ramjit dh	2	0	0	0
D'Vont. Richardson rf	3	0	0	0	Ted Blackman ph	1	1	1	1
Ohmed Danesh ph	1	0	0	0	Ryan Jackson ss	2	0	0	0
Rafael Lopez c	3	1	1	0					
Totals	32	4	6	4	Totals	28	6	6	3

Score by Innings

	R	H	E
Florida State	202	000	000
Miami	010	005	00X

E - Tapley, S.(7); Richardson,D(4). DP - Hurricanes 1. LOB - Seminoles 4; Hurricanes 4. 2B - Tapley, S.(6). HR - Stidham, J.(3); Hagerty, J(6). HBP - Tapley, S.; Lawson, S.; Grandal, Y. SH - DiNatale, D(4). SB - Holt, T.(13); Cardullo, S.(3); Lawson, S 2(4); Hagerty, J(5); Jackson, R 2(5).

Florida State	IP	H	R	ER	BB	SO	AB	BF
Brian Busch	5.0	1	3	3	3	4	15	21
John Gast L,3-3	0.1	3	2	1	0	0	3	3
Geoff Parker	0.2	1	1	0	0	1	3	3
Bo O'Dell	2.0	1	0	0	0	2	7	7

Miami	IP	H	R	ER	BB	SO	AB	BF
Chris Hernandez W,3-2	6.2	6	4	4	2	11	25	28
Kyle Bellamy S,8	2.1	0	0	0	0	5	7	7

GAME 28: FLORIDA STATE 8, MIAMI 14

APR 5, 2009 AT CORAL GABLES, FL (ALEX RODRIGUEZ FIELD)

Florida State (18-10)	AB	R	H	BI	Miami (23-8)	AB	R	H	BI
Tyler Holt cf	2	1	0	0	Nathan Melendres cf	4	1	0	1
Stephen Cardullo ss	4	1	1	0	Scott Lawson 2b	3	2	0	0
Stuart Tapley 3b	3	1	2	0	Jason Hagerty 1b	3	3	2	1
Jason Stidham 2b	3	1	0	0	Chris Herrmann lf	3	2	1	2
Sherman Johnson 2b	1	0	0	0	Yasmani Grandal c	5	2	1	5
Mike McGee p/lf	5	2	2	5	Harold Martinez 3b	5	2	3	5
Jack Posey 1b/p	4	0	0	0	Ted Blackman dh	3	1	2	0
Jimmy Marshall p	0	0	0	0	Dave DiNatale rf	5	0	1	0
Rafael Lopez ph	0	0	0	0	Ryan Jackson ss	3	1	2	0
D'Vontrey Richardson rf	2	0	0	0					
James Ramsey ph/lf	3	0	1	0					
Ohmed Danesh lf	0	0	0	0					
Geoff Parker p	1	0	0	0					
Tommy Oravetz ph	1	1	1	0					
Sean Gilmartin ph	0	0	0	0					
Mike Meschke 1b	1	0	0	0					
Parker Brunelle c	4	1	1	1					
Totals	34	8	8	6	Totals	34	14	12	14

Score by Innings

	R	H	E
Florida State	100	021	301
Miami	550	002	20X

E - Cardullo, S.(8); Ramsey, J.(1). DP - Seminoles 1; Hurricanes 1. LOB - Seminoles 8; Hurricanes 6. 2B - Tapley, S. 2(8); Ramsey, J.(2); Hagerty, J(10); Herrmann, C(5); Blackman, T(2). 3B - Oravetz, T.(3); Brunelle, P.(1). HR - McGee, M. 2(9); Grandal, Y(9); Martinez, H 2(5). HBP - Lawson, S.; Hagerty, J.; Jackson, R. SF - Melendres, N(3). SB - Lawson, S(5). CS - Blackman, T(2).

Florida State	IP	H	R	ER	BB	SO	AB	BF
Mike McGee L,2-2	1.1	3	8	7	3	1	7	12
Geoff Parker	2.2	3	2	2	1	3	10	11
Hunter Scantling	1.0	0	0	0	0	0	3	3
Tyler Everett	1.0	2	2	2	1	0	5	6
Jack Posey	1.0	3	2	2	0	1	5	7
Jimmy Marshall	1.0	1	0	0	1	2	4	5

Miami	IP	H	R	ER	BB	SO	AB	BF
Iden Nazario W,4-0	6.0	5	4	4	5	6	22	27
Taylor Wulf	1.0	1	3	3	2	2	4	6
Sam Robinson	1.0	1	0	0	0	0	4	4
Travis Miller	1.0	1	1	1	2	0	4	6

2009 REVIEW

BASEBALL



2009 BOX SCORES

GAME 29: FLORIDA STATE 14, NORTH FLORIDA 6 APR 8, 2009 AT JACKSONVILLE, FL (BASEBALL GROUNDS)

Florida State (19-10)	AB	R	H	BI	North Florida (14-20)	AB	R	H	BI
Tyler Holt cf	4	3	1	0	SMITH, Michael dh	5	0	2	0
Stephen Cardullo ss	5	3	3	3	WILSON, Brian cf	5	1	2	0
Stuart Tapley 3b	5	2	1	2	HALE, Preston rf	3	1	1	0
Jason Stidham 2b	5	2	2	3	MORALES, Paul ph	1	0	0	0
Ray Navarro ph	1	0	0	0	PRECKAJLO, Justin lf	4	0	0	0
Sherman Johnson 2b	0	0	0	0	THOMPSON, TJ 2b	3	1	1	1
Mike McGee lf/1b	5	2	3	3	MARTIN, Kevin 1b	3	2	1	1
Tommy Oravetz dh	4	0	1	0	GAVLIK, TJ 3b	4	0	1	1
Mike Meschke ph	1	0	0	0	DAHL, Kyle c	3	1	0	0
Jack Posey 1b	4	1	1	0	PERRY, Sam ss	4	0	1	2
Ohmed Danesh rf	3	0	0	0					
James Ramsey ph/lf	2	0	0	0					
Parker Brunelle c	4	1	2	0					
Totals	43	14	14	11	Totals	35	6	9	5

Score by Innings

	R	H	E
Florida State	431	130	101
North Florida	010	302	000

E - PRECKAJLO, J(1); GAVLIK, TJ(3); PERRY, Sa. 2(19). DP - Seminoles 1. LOB - Seminoles 9; Ospreys 6. 2B - Cardullo, S.(6); Oravetz, T.(6); Posey, J.(3); GAVLIK, TJ(3); PERRY, Sa.(7). 3B - Brunelle, P.(2). HR - Cardullo, S.(7); Tapley, S.(9); Stidham, J. 2(5); McGee, M.(10); MARTIN, Ke.(7). SF - Cardullo, S.(2). SB - Holt, T. 2(15); McGee, M. 2(3).

Florida State	IP	H	R	ER	BB	SO	AB	BF
Bo O'Dell W,3-1	5.0	7	4	4	0	3	22	22
Hunter Scantling	0.2	1	2	2	0	0	3	5
Austin Wood	1.1	0	0	0	2	2	4	6
Tyler Everett	1.0	0	0	0	0	2	3	3
John Gast	1.0	1	0	0	0	0	3	3

North Florida	IP	H	R	ER	BB	SO	AB	BF
PRYOR, Ty L,2-6	3.0	8	8	4	2	3	19	21
COLLIER, Robbie	1.0	3	3	2	1	2	6	7
JONES, Spencer	1.1	1	1	0	2	2	5	8
ATTEO, John	2.2	1	1	1	0	4	9	9
LINSTER, Kristopher	0.1	1	1	1	1	0	2	3
GOTTLIEB, Mike	0.2	0	0	0	0	0	2	2

GAME 30: NORTH CAROLINA 2, FLORIDA STATE 3 APR 10, 2009 AT TALLAHASSEE, FL (DICK HOWSER STADIUM)

North Carolina (26-8)	AB	R	H	BI	Florida State (20-10)	AB	R	H	BI
Ben Bunting lf	5	0	0	0	Tyler Holt cf	2	1	1	0
Garrett Gore rf	4	0	0	0	Stephen Cardullo ss	4	0	1	1
Dustin Ackley 1b	3	0	0	0	Stuart Tapley 3b	2	0	0	0
Levi Michael 2b	3	0	0	0	Jason Stidham 2b	3	0	0	0
Kyle Seager 3b	3	0	2	0	Mike McGee lf	4	1	1	0
Mark Fleury c	4	0	0	0	Tommy Oravetz dh	4	0	1	0
Ryan Graepel ss	3	1	0	0	D'Vont Richardson pr	0	1	0	0
Mike Cavasinni cf	3	1	1	0	Jack Posey 1b	2	0	0	0
Greg Holt dh	2	0	0	0	James Ramsey ph	1	0	1	1
Ryan Norton ph	0	0	0	0	Rafael Lopez c	3	0	0	1
					Ohmed Danesh rf	3	0	0	0
Totals	30	2	3	0	Totals	28	3	5	3

Score by Innings

	R	H	E
North Carolina	000	000	200
Florida State	001	000	002

Note: 2 outs, 1 runner LOB when the game ended.

E - Stidham, J.(7); Posey, J.(4). LOB - Tar Heels 9; Seminoles 6. 2B - Seager, K(17); Cardullo, S.(7). HBP - Posey, J. SH - Gore, G(4); Norton, R(3); Stidham, J.(2). SF - Lopez, R.(4).

North Carolina	IP	H	R	ER	BB	SO	AB	BF
Alex White L,5-1	8.1	5	3	2	4	9	28	34
Colin Bates	0.1	0	0	0	0	0	0	1

Florida State	IP	H	R	ER	BB	SO	AB	BF
Sean Gilmartin	6.2	3	2	0	4	6	24	29
Geoff Parker W,3-1	2.1	0	0	0	2	2	6	9

GAME 31: NORTH CAROLINA 12, FLORIDA STATE 7 APR 11, 2009 AT TALLAHASSEE, FL (DICK HOWSER STADIUM)

North Carolina (27-8)	AB	R	H	BI	Florida State (20-11)	AB	R	H	BI
Ben Bunting lf	5	1	3	1	Tyler Holt cf	4	1	1	0
Dustin Ackley 1b	5	0	1	2	Stephen Cardullo ss	5	2	2	0
Kyle Seager 3b	4	1	1	1	Stuart Tapley 3b	4	2	2	2
Levi Michael 2b	4	1	0	0	Jason Stidham 2b	5	1	2	1
Garrett Gore rf	5	2	2	1	Mike McGee lf	5	1	2	1
Mark Fleury dh	4	2	2	1	Tommy Oravetz dh	2	0	0	1
Ryan Graepel ss	4	1	2	2	Jack Posey 1b	2	0	0	1
Mike Cavasinni cf	3	2	2	3	James Ramsey ph	1	0	0	0
Jacob Stallings c	5	2	2	0	Mike Meschke 1b	1	0	1	1
					Rafael Lopez c	2	0	0	0
					Parker Brunelle c	0	0	0	0
					Ohmed Danesh rf	4	0	0	0
Totals	39	12	15	11	Totals	35	7	10	7

Score by Innings

	R	H	E
North Carolina	002	140	014
Florida State	300	000	004

E - Seager, K(8); Scantling, H.(1). DP - Tar Heels 1; Seminoles 2. LOB - Tar Heels 10; Seminoles 13. 2B - Graepel, R(10); Stallings, J(1); Cardullo, S.(8); McGee, M.(7); Meschke, M.(4). HBP - Seager, K; Tapley, S.; Posey, J. SH - Lopez, R.(3). SF - Fleury, M(5); Cavasinni, M(1); Oravetz, T.(1). SB - Bunting, B(4); Seager, K(8).

North Carolina	IP	H	R	ER	BB	SO	AB	BF
Adam Warren W,4-2	6.1	4	3	3	5	6	22	29
Colin Bates	2.0	5	4	4	2	2	10	14
Matt Harvey	0.2	1	0	0	1	0	3	4

Florida State	IP	H	R	ER	BB	SO	AB	BF
Brian Busch L,1-2	5.0	9	7	7	2	3	21	26
John Gast	1.0	1	0	0	0	0	4	4
Tyler Everett	1.1	2	1	1	1	0	5	6
Mark Peterson	0.2	1	0	0	0	2	3	3
Hunter Scantling	0.1	1	3	1	1	1	3	4
Ben Francis	0.1	1	1	1	2	0	2	4
Ryan Vigue	0.1	0	0	0	1	1	1	2

GAME 32: NORTH CAROLINA 8, FLORIDA STATE 9 APR 12, 2009 AT TALLAHASSEE, FL (DICK HOWSER STADIUM)

North Carolina (27-9)	AB	R	H	BI	Florida State (21-11)	AB	R	H	BI
Ben Bunting lf	5	1	1	0	Tyler Holt cf	2	2	0	1
Dustin Ackley 1b	4	2	1	1	Stephen Cardullo ss	3	2	2	1
Kyle Seager 3b	5	1	3	4	Stuart Tapley 3b	4	0	0	0
Mark Fleury c	4	1	0	0	Jason Stidham 2b	5	1	3	2
Garrett Gore rf	3	0	1	0	Mike McGee p/dh	4	2	2	3
Levi Michael 2b	5	1	2	0	James Ramsey lf	4	0	1	0
Ryan Graepel ss	4	0	1	0	Jack Posey 1b	3	2	2	1
Mike Cavasinni cf	4	2	2	1	Ohmed Danesh rf	3	0	1	0
Tarron Robinson dh	3	0	0	0	Tommy Oravetz ph	1	0	0	0
Ryan Norton ph	2	0	1	1	Sean Gilmartin rf	1	0	1	1
					Parker Brunelle c	3	0	0	0
					Rafael Lopez ph/c	2	0	0	0
Totals	39	8	12	7	Totals	35	9	12	9

Score by Innings

	R	H	E
North Carolina	000	114	200
Florida State	000	012	042

Note: 1 out, 1 runner LOB when the game ended.

E - Graepel, R(7); Cavasinni, M(2); Stidham, J.(8). DP - Tar Heels 1; Seminoles 1. LOB - Tar Heels 10; Seminoles 15. 2B - Seager, K(18); Stidham, J.(12); McGee, M.(8); Gilmartin, S.(1). 3B - Cardullo, S.(1). HR - Ackley, D(11); Seager, K(2); Posey, J.(5). HBP - Cavasinni, M. SH - Tapley, S.(3). CS - Stidham, J.(3).

North Carolina	IP	H	R	ER	BB	SO	AB	BF
Patrick Johnson	4.2	6	1	1	2	6	18	20
Matt Harvey	1.0	1	2	0	4	1	5	9
Bryant Gaines	0.1	1	0	0	2	0	2	4
Nate Striz	1.1	2	4	4	2	3	6	8
Logan Munson	0.2	1	1	1	2	1	3	5
Garrett Davis L,0-1	0.1	1	1	1	1	0	1	3

Florida State	IP	H	R	ER	BB	SO	AB	BF
Mike McGee	4.2	6	2	2	2	6	20	23
Geoff Parker	1.1	3	4	4	1	1	7	8
John Gast	1.0	2	2	1	1	0	6	7
Jimmy Marshall W,2-1	2.0	1	0	0	1	3	6	7



SEMINOLE

2009 BOX SCORES

GAME 33: FLORIDA 10, FLORIDA STATE 2

APR 14, 2009 AT TALLAHASSEE, FL (DICK HOWSER STADIUM)

Florida (24-12)	AB	R	H	BI	Florida State (21-12)	AB	R	H	BI
Matt den Dekker cf	4	2	2	0	Tyler Holt cf	2	0	0	0
Daniel Pigott rf	3	1	1	0	Stephen Cardullo ss	4	0	0	0
Jonathan Pigott ph/rf	1	0	0	0	Stuart Tapley 3b	4	0	0	0
Avery Barnes lf	5	2	4	3	Jason Stidham 2b	2	0	0	0
Preston Tucker 1b	5	0	1	1	Mike McGee rf	4	1	2	0
Josh Adams 2b	4	2	2	2	Tommy Oravetz dh	3	1	1	2
Brandon McArthur 3b	4	2	1	0	Mike Meschke 1b	1	0	0	0
Jerico Weitzel 3b	1	0	0	0	Jack Posey 1b/p	3	0	1	0
Buddy Munroe c	3	0	0	0	Ohmed Danesh ph	1	0	0	0
Teddy Foster dh	3	1	2	3	James Ramsey lf	3	0	1	0
Mike Mooney ss	2	0	0	0	Rafael Lopez c	3	0	1	0
					Parker Brunelle c	1	0	0	0
Totals	35	10	13	9	Totals	31	2	6	2

Score by Innings		R	H	E
Florida	500	012	200	10 13 1
Florida State	000	000	200	2 6 1

E - McArthur(8); Tapley, S.(8); DP - Gators 2, LOB - Gators 5; Seminoles 7, 2B - den Dekker(4), 3B - McGee, M.(1), HR - Barnes(6); Adams(5); Foster(2); Oravetz, T.(1), HBP - den Dekker, SH - D. Pigott(4), SF - Foster(1), CS - Barnes(5); Adams(4); Munroe(1); Foster(1).

Florida	IP	H	R	ER	BB	SO	AB	BF
Greg Larson W,3-1	4.1	1	0	0	4	1	13	17
Tony Davis	2.2	3	2	2	0	0	10	10
Billy Bullock	2.0	2	0	0	1	4	8	9

Florida State	IP	H	R	ER	BB	SO	AB	BF
Bo O'Dell L,3-2	1.0	4	5	5	2	0	5	9
Tyler Everett	4.2	6	3	3	2	2	16	19
Ryan Vigue	1.1	2	2	2	0	0	7	7
Hunter Scantling	1.0	0	0	0	0	0	3	3
Jack Posey	1.0	1	0	0	0	1	4	4

GAME 34: NORTH FLORIDA 7, FLORIDA STATE 8

APR 15, 2009 AT TALLAHASSEE, FL (DICK HOWSER STADIUM)

North Florida (15-23)	AB	R	H	BI	Florida State (22-12)	AB	R	H	BI
COLLIER, Robbie dh	5	0	2	0	Tyler Holt cf	4	2	1	0
SMITH, Michael lf	4	1	2	0	Stephen Cardullo ss	1	3	0	0
WILSON, Brian cf	4	0	0	0	Mike McGee lf	4	1	2	4
THOMPSON, TJ 2b	4	3	3	0	Jason Stidham 2b	5	1	2	2
PRECKAJLO, Justin rf	3	1	1	1	Stuart Tapley 3b	3	0	1	0
ELDREDGE, David c	1	1	1	2	Tommy Oravetz dh	2	0	0	0
GAVLIK, TJ 3b	5	1	2	2	D'Vont Richardson pr/dh	0	0	0	0
MORALES, Paul 1b	5	0	1	2	Jack Posey 1b	3	0	0	0
PERRY, Sam ss	4	0	0	0	James Ramsey ph	1	0	0	0
					Mike Meschke 1b	0	0	0	0
					Ohmed Danesh rf	3	1	1	0
					Rafael Lopez ph	1	0	0	0
					Sean Gilmartin rf	0	0	0	0
					Parker Brunelle c	4	0	2	0
Totals	35	7	12	7	Totals	31	8	9	6

Score by Innings		R	H	E
North Florida	000	130	300	7 12 4
Florida State	110	030	111	8 9 1

Note: 2 outs, 2 runners LOB when the game ended.
 E - PRECKAJLO, J(2); ELDREDGE, Da(3); PERRY, Sa.(21); PRYOR, Tu.(3); Brunelle, P.(2). DP - Ospreys 2, LOB - Ospreys 10; Seminoles 6, 2B - SMITH, MR(4); PRECKAJLO, J(5); ELDREDGE, Da(2); MORALES, Pa.(3); McGee, M.(9); Danesh, O.(9), HR - McGee, M.(11), HBP - ELDREDGE, Da; Oravetz, T. SH - PRECKAJLO, J(1); ELDREDGE, Da(2); Tapley, S.(4); Oravetz, T.(2). SB - Cardullo, S. 2(5); Stidham, J.(3); Richardson, D(1). CS - SMITH, MR(3). Reached on CI - ELDREDGE, Da.

North Florida	IP	H	R	ER	BB	SO	AB	BF
PRYOR, Tucker	5.0	5	5	3	3	4	20	23
FRANZESE, Antonio	1.0	0	0	0	0	0	2	3
RORABAUGH, Phil	1.1	3	2	1	1	0	4	7
JONES, Spencer L,1-1	1.0	0	1	1	2	2	3	5
PRYOR, Ty	0.1	1	0	0	0	0	2	2

Florida State	IP	H	R	ER	BB	SO	AB	BF
Austin Wood	4.2	6	4	4	3	5	18	23
Geoff Parker	2.0	5	3	3	2	1	10	12
John Gast	2.0	1	0	0	0	1	6	8
Jimmy Marshall W,3-1	0.1	0	0	0	0	1	1	1

GAME 35: FLORIDA STATE 9, NC STATE 3

APR 17, 2009 AT RALEIGH, NC (DOAK FIELD DAIL PARK)

Florida State (23-12)	AB	R	H	BI	NC State (19-19)	AB	R	H	BI
Tyler Holt cf	5	3	4	1	Dallas Poulk ss	5	0	1	0
Stephen Cardullo ss	4	1	0	0	Devon Cartwright lf/cf	4	1	1	0
Mike McGee lf	4	0	2	3	Drew Poulk rf	4	0	2	0
Jason Stidham 2b	3	0	0	1	Pratt Maynard dh	4	0	0	0
Stuart Tapley 3b	5	2	2	1	Russell Wilson 2b	3	0	0	1
Jack Posey 1b	3	0	0	0	John Gianis ph/lf	0	0	0	0
Tommy Oravetz dh	4	0	1	1	Chris Schaeffer c	3	1	1	0
D'Vont Richardson pr	0	1	0	0	Pat Ferguson 1b	4	0	1	1
James Ramsey ph	0	0	0	0	Andrew Ciencin 3b/2b	4	1	2	1
Ohmed Danesh rf	4	1	0	0	Wade Moore cf	3	0	0	0
Rafael Lopez c	3	1	1	0	Drew Martin 3b	1	0	0	0
Parker Brunelle c	0	0	0	0					
Totals	35	9	10	7	Totals	35	3	8	3

Score by Innings		R	H	E
Florida State	102	000	141	9 10 0
NC State	111	000	000	3 8 2

E - Poulk, Da.(7); Martin(14). DP - Wolfpack 1, LOB - Seminoles 8; Wolfpack 10, 2B - Holt, T.(13); McGee, M.(10); Tapley, S.(9); Cartwright(9); Poulk, Dr.(10); Schaeffer(5); Ferguson(3). 3B - Holt, T.(2); HR - Tapley, S.(10); Ciencin(2). SH - Posey, J.(2). SF - McGee, M.(2); Stidham, J.(6). SB - Holt, T. 2(17); Cardullo, S.(6); Tapley, S.(3); Oravetz, T.(1); Danesh, O.(4).

Florida State	IP	H	R	ER	BB	SO	AB	BF
Sean Gilmartin W,7-1	6.2	7	3	3	4	5	27	31
Geoff Parker	0.1	0	0	0	1	0	1	2
John Gast	1.0	1	0	0	0	1	4	4
Tyler Everett	1.0	0	0	0	0	2	3	3

NC State	IP	H	R	ER	BB	SO	AB	BF
Jimmy Gilheency L,5-2	7.0	6	4	4	4	5	25	31
Sam Brown	0.1	1	1	1	0	0	1	2
Grant Sasser	0.1	1	2	1	1	1	2	3
Vance Williams	1.0	2	2	1	1	1	6	7
Jake Kenschmoe	0.1	0	0	0	0	0	1	1

GAME 36: FLORIDA STATE 4, NC STATE 2

APR 18, 2009 AT RALEIGH, NC (DOAK FIELD DAIL PARK)

Florida State (24-12)	AB	R	H	BI	NC State (19-20)	AB	R	H	BI
Tyler Holt cf	4	1	1	0	Devon Cartwright lf/cf	2	0	1	1
Stephen Cardullo ss	5	0	2	0	Russell Wilson 2b	3	0	1	0
Mike McGee lf	2	1	0	0	John Gianis ph/lf	1	0	0	0
Jason Stidham 2b	4	1	1	0	Drew Poulk rf	4	0	0	0
Stuart Tapley 3b	3	1	2	4	Pratt Maynard dh	4	1	1	0
Jack Posey 1b	2	0	1	0	Andrew Ciencin 3b/2b	4	0	1	0
Tommy Oravetz dh	4	0	1	0	Pat Ferguson 1b	2	0	0	0
Ohmed Danesh rf	1	0	0	0	Dallas Poulk ss	3	0	0	0
D'Vont Richardson ph/rf	1	0	0	0	Chris Schaeffer c	3	1	0	0
James Ramsey ph	1	0	0	0	Wade Moore cf	3	0	1	0
Sean Gilmartin rf	1	0	1	0	Drew Martin 3b	0	0	0	0
Rafael Lopez c	4	0	0	0					
Totals	32	4	9	4	Totals	29	2	5	1

Score by Innings		R	H	E
Florida State	000	000	040	4 9 1
NC State	001	100	000	2 5 0

E - Cardullo, S.(9). DP - Seminoles 1; Wolfpack 2, LOB - Seminoles 7; Wolfpack 6, 2B - Tapley, S.(10); Moore(4). HR - Tapley, S.(11). HBP - Ferguson. SF - Cartwright(2). SB - Cardullo, S.(7). CS - Holt, T.(3); Posey, J.(1); Wilson, R.(1).

Florida State	IP	H	R	ER	BB	SO	AB	BF
Brian Busch W,2-2	7.0	5	2	2	2	5	23	27
Geoff Parker	1.0	0	0	0	1	0	3	4
Jimmy Marshall S,6	1.0	0	0	0	1	1	3	4

NC State	IP	H	R	ER	BB	SO	AB	BF
John Lambert	6.0	4	0	0	3	2	19	22
Jake Buchanan L,2-5	2.0	4	4	4	3	1	9	12
Alex Sogard	1.0	1	0	0	0	2	4	4

2009 REVIEW

BASEBALL

2009 BOX SCORES

GAME 37: FLORIDA STATE 13, NC STATE 2

APR 19, 2009 AT RALEIGH, NC (DOAK FIELD DAIL PARK)

Florida State (25-12)				NC State (19-2)					
AB	R	H	BI	AB	R	H	BI		
Tyler Holt cf	2	3	1	1	Dallas Poulk ss	4	0	0	0
Sean Gilmartin ph/rf	0	0	0	0	Devon Cartwright lf	4	1	1	0
Stephen Cardullo ss	7	0	1	1	Pratt Maynard c	2	1	1	1
Mike McGee p/lf	6	3	3	1	Chris Schaeffer c	1	0	1	0
Jason Stidham 2b	2	1	1	2	Bill Edwards ph	1	0	0	0
Tommy Oravetz ph	0	0	0	0	Andrew Burgess c	0	0	0	0
Sherman Johnson 2b	0	0	0	0	Drew Poulk rf	1	0	0	1
Stuart Tapley 3b	3	3	1	0	D. Rodgers ph/rf	1	0	0	0
Jack Posey 1b/p	5	1	2	2	Pat Ferguson 1b	3	0	0	0
Bo O'Dell p	0	0	0	0	Harold Riggins ph/lb	1	0	0	0
Ohmed Danesh rf	5	1	2	2	Andrew Ciencin 3b	3	0	0	0
D'Vont Richardson rf/cf	0	1	0	0	John Gianis dh	2	0	0	0
James Ramsey lf	4	0	1	2	Cameron Conner ph	1	0	0	0
Mark Peterson p	0	0	0	0	Russell Wilson 2b	3	0	1	0
Mike Meschke 1b	1	0	0	0	Brian Bello cf	4	0	0	0
Parker Brunelle c	4	0	0	1					
Totals	39	13	12	12	Totals	31	2	4	2

Score by Innings

	R	H	E
Florida State	105	120	301
NC State	200	000	000
	2	4	1

E - Cardullo, S.(10); Stidham, J. 2(10); Poulk, Da.(8). DP - Seminoles 3. LOB - Seminoles 17; Wolfpack 8. 2B - Holt, T.; Cardullo, S.(9); Danesh, O.(10); Maynard(11). HBP - Holt, T.; Tapley, S.; Posey, J.; Richardson, D. SF - Stidham, J.(7); Poulk, Dr.(3). SB - Holt, T. 2(19); McGee, M.(4); Tapley, S.(4); Gianis(6).

Florida State		IP	H	R	ER	BB	SO	AB	BF
Mike McGee W,3-2	6.0	3	2	0	4	5	21	26	
Mark Peterson	1.0	0	0	0	0	0	3	3	
Jack Posey	1.0	0	0	0	1	0	3	4	
Bo O'Dell	1.0	1	0	0	0	0	4	4	

NC State		IP	H	R	ER	BB	SO	AB	BF
Cory Mazzoni L,1-5	2.2	5	6	6	3	1	12	16	
Jake Kensmoe	0.0	0	0	0	2	0	0	2	
Sam Brown	1.0	0	1	1	1	2	3	6	
Grant Sasser	0.1	1	0	0	0	1	2	2	
Kyle Rutter	1.0	1	2	1	1	2	5	7	
Zak Sinclair	2.0	4	3	3	2	2	10	12	
Jason Zinser	1.2	1	1	1	4	1	6	11	
Travis High	0.1	0	0	0	0	1	1	1	

GAME 38: UNC ASHEVILLE 2, FLORIDA STATE 9

APR 21, 2009 AT TALLAHASSEE, FL (DICK HOWSER STADIUM)

UNC Asheville (7-32)				Florida State (26-12)					
AB	R	H	BI	AB	R	H	BI		
CARTER, Catlin 2b	3	0	0	0	Tyler Holt cf	2	1	1	0
HOPKINS, D. ph/lb	1	0	0	0	Sean Gilmartin ph/cf	1	1	1	0
WEIDENBACHER, K. ss	4	0	2	1	Ray Navarro ph/ss	1	0	0	0
SCHUMER, Justin 1b/3b	4	0	1	0	Stephen Cardullo ss	3	1	0	1
ZINMAN, Beau rf	4	1	0	0	Sherman Johnson 2b	2	0	2	0
VAUGHN, Mike dh	4	0	0	0	Mike McGee lf	3	1	1	4
KREISER, Reed c	2	0	2	1	James Ramsey ph/lf	0	0	0	1
BAATZ, Danny lf	3	0	0	0	Jason Stidham 2b/ss	3	1	0	0
GRAHAM, Austin cf	3	1	2	0	Stuart Tapley 3b	4	0	1	0
LURIE, Jordan 3b/2b	2	0	0	0	Geoff Parker p	0	0	0	0
					Tommy Oravetz dh/3b	3	0	0	1
					Jack Posey 1b	3	0	0	0
					Mike Meschke 1b	1	0	0	0
					Ohmed Danesh rf	2	2	1	0
					Rafael Lopez c	3	2	2	2
					Parker Brunelle ph/c	1	0	0	0
Totals	30	2	7	2	Totals	32	9	9	9

Score by Innings

	R	H	E
UNC Asheville	001	100	000
Florida State	006	201	00X
	9	9	1

E - KREISER, R.(6); BOGAERT, M.(4); Stidham, J.(11). DP - Bulldogs 1; Seminoles 2. LOB - Bulldogs 3; Seminoles 7. 2B - GRAHAM, A.(5); Johnson, S.(1). HR - McGee, M.(12); Lopez, R.(4). HBP - KREISER, R. SH - LURIE, J.(2). SF - Ramsey, J.(1). SB - WEIDENBACHER(3); Holt, T.(20); Stidham, J.(4); Danesh, O.(5). CS - SCHUMER, J.(2); KREISER, R.(1).

UNC Asheville		IP	H	R	ER	BB	SO	AB	BF
BOGAERT, Michael L,1-6	4.0	6	8	6	4	4	18	22	
WELLER, Dan	2.0	2	1	1	2	2	7	10	
RICKER, David	2.0	1	0	0	1	2	7	8	

Florida State		IP	H	R	ER	BB	SO	AB	BF
Hunter Scantling W,2-0	5.0	4	2	1	0	0	17	19	
John Gast	1.0	1	0	0	0	0	3	3	
Geoff Parker	1.0	1	0	0	0	1	3	3	
Tyler Everett	1.0	1	0	0	0	0	4	4	
Jimmy Marshall	1.0	0	0	0	0	3	3	3	

GAME 39: UNC ASHEVILLE 10, FLORIDA STATE 11

APR 22, 2009 AT TALLAHASSEE, FL (DICK HOWSER STADIUM)

UNC Asheville (7-33)				Florida State (27-12)					
AB	R	H	BI	AB	R	H	BI		
WEIDENBACHER, K. 2b	7	1	1	0	Tyler Holt cf	4	3	1	0
LURIE, Jordan 3b	5	1	1	0	Sherman Johnson lf	0	0	0	0
KREISER, Reed dh	2	3	1	2	Tommy Oravetz 2b	5	3	2	1
SCHUMER, Justin 1b	5	1	2	2	Mike McGee dh/lf	2	3	1	4
ZINMAN, Beau rf	5	1	1	0	Jason Stidham ss	4	0	2	3
BAATZ, Danny lf	5	2	1	0	Stuart Tapley 3b	4	0	0	1
GRAHAM, Austin cf	2	1	0	1	Jack Posey 1b	4	0	0	0
CARTER, Catlin ss	5	0	2	4	Sean Gilmartin ph	1	0	0	0
EAKER, Jonny c	5	0	1	0	Ruairi O'Connor 1b	0	0	0	0
					Ohmed Danesh rf	4	1	1	0
					James Ramsey lf	4	0	0	0
					Jimmy Marshall p	0	0	0	0
					Mike Meschke ph	1	0	1	0
					D'Vont Richardson pr	0	1	0	0
					Geoff Parker p	0	0	0	0
					Parker Brunelle c	3	0	1	0
					Rafael Lopez ph/c	2	0	1	1
Totals	41	10	10	9	Totals	38	11	10	10

Score by Innings

	R	H	E
UNC Asheville	210	051	000
Florida State	203	400	000
	11	11	10
	3	3	3

E - Tapley, S. 2(10); Ramsey, J.(2). DP - Seminoles 1. LOB - Bulldogs 12; Seminoles 6. 2B - SCHUMER, J.(12); BAATZ, D.(2); CARTER, C.(4); Stidham, J.(13); Meschke, M.(5). HR - KREISER, R.(6); Oravetz, T.(2); McGee, M.(13). HBP - GRAHAM, A. 2; Holt, T.; McGee, M. SH - LURIE, J.(3). SF - CARTER, C.(4); Tapley, S.(2). SB - Holt, T.(21); Danesh, O.(6). CS - McGee, M.(3).

UNC Asheville		IP	H	R	ER	BB	SO	AB	BF
HARRINGTON, Grier	4.0	5	9	5	3	16	23		
HALL, Jeremy	2.0	2	0	0	1	1	8	9	
WOHLWEND, Taylor	2.0	0	0	0	0	0	6	6	
DULL, Ryan L,3-8	2.0	3	2	2	2	8	9		

Florida State		IP	H	R	ER	BB	SO	AB	BF
Austin Wood	4.2	5	7	3	5	2	17	24	
Bo O'Dell	1.1	3	2	1	1	0	6	9	
Mark Peterson	2.2	1	0	0	2	2	10	12	
Jimmy Marshall	1.1	1	1	1	2	3	5	7	
Geoff Parker W,4-1	1.0	0	0	0	0	3	3	3	

GAME 40: WAKE FOREST 6, FLORIDA STATE 15

APR 24, 2009 AT TALLAHASSEE, FL (DICK HOWSER STADIUM)

Wake Forest (20-21)				Florida State (28-12)					
AB	R	H	BI	AB	R	H	BI		
Steven Brooks cf	5	1	1	1	Tyler Holt cf	5	1	2	0
Shane Kroker 3b	5	1	1	0	James Ramsey lf	0	0	0	0
Dustin Hood 2b	5	0	2	4	Stephen Cardullo ss	4	4	3	1
Mike Murray c	2	0	0	1	Mike McGee lf/cf	4	5	3	6
Ian Tomkins c	0	0	0	0	D'Vont Richardson cf	0	0	0	0
Weldon Woodall dh	5	0	1	0	Jason Stidham 2b	3	1	1	1
Bentley Heyman ss	5	0	1	0	Sherman Johnson 2b	0	0	0	0
Tyler Smith 1b	2	2	1	0	Stuart Tapley 3b	4	0	2	3
Micah Jarrett lf	3	1	2	0	Tommy Oravetz dh	4	0	0	0
Evan Oeheltree rf	2	1	0	0	Mike Meschke 1b	0	0	0	0
					Jack Posey 1b/p	4	0	0	0
					Ohmed Danesh rf	3	2	1	0
					Ruairi O'Connor ph/rf	1	0	0	0
					Rafael Lopez c	3	2	1	0
					Parker Brunelle c	1	0	0	0
Totals	34	6	9	6	Totals	36	15	13	11

Score by Innings

	R	H	E
Wake Forest	101	103	000
Florida State	202	403	40X
	15	13	0

E - Murray, M.(2). DP - Seminoles 2. LOB - Demon Deacs 9; Seminoles 6. 2B - Brooks, S.(8); Hood, D.(8); Cardullo, S.(10); McGee, M. 2(12); Stidham, J.(14); Tapley, S.(11); Danesh, O.(11). HR - McGee, M.(14). HBP - Smith, T. SF - Tapley, S.(3). SB - Smith, T.(3); Cardullo, S. 2(9); McGee, M. 2(6).



SEMINOLE

2009 BOX SCORES

Wake Forest	IP	H	R	ER	BB	SO	AB	BF
Garrett Bullock L,1-2	2.2	4	4	4	3	3	12	15
Michael Dimock	2.2	6	7	7	2	1	14	16
Joel Ernst	1.1	2	4	4	2	1	5	8
Alex Wiesner	0.1	1	0	0	1	0	2	3
Brandon Johnson	1.0	0	0	0	0	0	3	3

Florida State	IP	H	R	ER	BB	SO	AB	BF
Sean Gilmartin W,8-1	5.0	6	4	4	3	3	21	25
Tyler Everett	0.0	1	2	2	1	0	1	2
Geoff Parker	2.0	2	0	0	2	3	7	9
Jack Posey	2.0	0	0	0	1	1	5	6

GAME 41: WAKE FOREST 4, FLORIDA STATE 6

APR 25, 2009 AT TALLAHASSEE, FL (DICK HOWSER STADIUM)

Wake Forest (20-22)	AB	R	H	BI	Florida State (29-12)	AB	R	H	BI
Steven Brooks cf	4	0	2	2	Tyler Holt cf	4	0	1	0
Shane Kroker 3b	4	0	0	0	Stephen Cardullo ss	3	0	0	1
Austin Stadler ph	1	0	0	0	Mike McGee lf	4	0	0	0
Dustin Hood 2b	5	0	2	0	Jason Stidham 2b	4	1	1	0
Weldon Woodall dh	4	0	0	0	Stuart Tapley 3b	3	2	2	0
Carlos Lopez rf	2	1	0	0	Tommy Oravetz dh	3	1	1	1
Bentley Heyman ss	3	1	1	0	Ohmed Danesh rf	3	0	1	1
Tyler Smith 1b	3	0	0	0	Mike Meschke 1b	3	1	1	2
Ian Tomkins c	3	1	1	1	Jack Posey 1b	0	0	0	0
Mike Murray ph	1	0	1	0	Rafael Lopez c	3	1	1	0
Micah Jarrett lf	2	1	1	0					
Evan Ocheltree ph	1	0	0	0					
Totals	33	4	8	3	Totals	30	6	8	5

Score by Innings		R	H	E
Wake Forest	001 100 200	4	8	1
Florida State	030 101 10X	6	8	0

E - White, Z.(3). DP - Seminoles 3. LOB - Demon Deacs 8; Seminoles 4. 2B - Brooks, S.(9); Murray, M.(8); Stidham, J.(15); Tapley, S.(12). HR - Tomkins, I.(2); Meschke, M.(1). HBP - Lopez, C.. SF - Cardullo, S.(3). SB - Tapley, S.(5). CS - Tapley, S.(2).

Wake Forest	IP	H	R	ER	BB	SO	AB	BF
Phil Negus L,2-4	6.0	6	5	5	2	5	24	26
Mark Adzick	0.0	1	1	1	0	0	1	1
Ryan McGrath	0.2	1	0	0	0	0	2	3
Zach White	1.1	0	0	0	1	2	3	4

Florida State	IP	H	R	ER	BB	SO	AB	BF
Brian Busch W,3-2	6.2	5	4	4	3	6	23	27
Geoff Parker	1.1	2	0	0	1	1	5	6
Jimmy Marshall S,7	1.0	1	0	0	1	3	5	6

GAME 42: WAKE FOREST 10, FLORIDA STATE 14

APR 26, 2009 AT TALLAHASSEE, FL (DICK HOWSER STADIUM)

Wake Forest (20-23)	AB	R	H	BI	Florida State (30-12)	AB	R	H	BI
Steven Brooks cf	5	1	1	0	Tyler Holt cf	3	2	0	0
Shane Kroker 3b	4	2	1	0	Stephen Cardullo ss	3	2	1	0
Mike Murray dh	5	2	4	3	Mike McGee p	2	1	0	1
Ryan Semeniuk pr	0	0	0	0	Tommy Oravetz ph/dh	1	0	0	1
Dustin Hood 2b	5	0	0	0	Jason Stidham 2b	2	2	1	4
Bentley Heyman ss	5	2	2	1	Stuart Tapley 3b	3	2	1	2
Tyler Smith 1b	4	1	1	3	Jack Posey 1b	3	1	1	1
Carlos Lopez rf	2	0	0	0	Mike Meschke ph/1b	2	0	1	1
Evan Ocheltree ph/rf	1	1	1	3	Ruairi O'Connor lf	3	0	0	0
Ian Tomkins c	4	0	0	0	James Ramsey lf	0	0	0	1
Micah Jarrett lf	3	1	1	0	D'Vont. Richardson rf	3	2	2	1
Weldon Woodall ph	1	0	0	0	Ohmed Danesh rf	1	0	0	0
					Rafael Lopez c	3	1	2	1
					Parker Brunelle c	0	1	0	0
Totals	39	10	11	10	Totals	29	14	9	13

Score by Innings		R	H	E
Wake Forest	000 000 361	10	11	3
Florida State	030 060 32X	14	9	1

E - Smith, T. 2(12); Tomkins, I.(1); Tapley, S.(11). DP - Demon Deacs 1. LOB - Demon Deacs 4; Seminoles 4. 2B - Murray, M.(9); Tapley, S.(13); Posey, J.(4). 3B - Richardson, D.(1). HR - Smith, T.(3); Ocheltree, E.(9); Stidham, J.(6). HBP - Stidham, J. SF - Oravetz, T.(2); Tapley, S.(4); Ramsey, J.(2). SB - Holt, T.(22); Cardullo, S.(2)(1).

Wake Forest	IP	H	R	ER	BB	SO	AB	BF
Austin Stadler L,4-5	4.0	5	8	7	3	2	16	21
Joel Ernst	3.0	4	4	4	1	1	12	14
Alex Wiesner	0.0	0	1	1	1	0	0	1
Zach White	1.0	0	1	1	3	0	1	6

Florida State	IP	H	R	ER	BB	SO	AB	BF
Mike McGee W,4-2	7.0	4	3	3	1	9	25	26
Mark Peterson	0.2	5	5	5	0	1	7	7
Hunter Scantling	0.1	1	1	1	0	0	2	2
John Gast	1.0	1	1	1	1	1	5	6

GAME 43: VIRGINIA TECH 2, FLORIDA STATE 10

MAY 1, 2009 AT TALLAHASSEE, FL (DICK HOWSER STADIUM)

Virginia Tech (27-18)	AB	R	H	BI	Florida State (31-12)	AB	R	H	BI
Klint Reed lf	3	1	0	0	Tyler Holt cf	4	1	1	0
Matt Blow ph	1	0	1	0	Stephen Cardullo ss	5	1	4	1
Steve Bumbry cf	4	0	0	0	Mike McGee lf	2	3	1	0
Austin Wates 1b	5	1	4	2	James Ramsey lf	0	0	0	0
Anthony Sosnoskie c	5	0	1	0	Jason Stidham 2b	3	3	2	2
Mike Kaminski rf	3	0	1	0	Stuart Tapley 3b	5	0	1	3
Michael Seaborn 2b	4	0	1	0	Tommy Oravetz dh	3	1	0	0
Luke Padgett dh	2	0	0	0	Ruairi O'Connor ph/dh	1	0	0	0
Buddy Sosnoskie ph/dh	1	0	0	0	Ohmed Danesh rf	3	0	1	2
Tony Balisteri 3b	4	0	1	0	D'Vont. Richardson ph/rf	1	0	0	0
Ronnie Shaban ss	4	0	2	0	Mike Meschke 1b	4	1	1	1
					Rafael Lopez c	4	0	1	0
					Parker Brunelle c	0	0	0	0
Totals	36	2	11	2	Totals	35	10	12	9

Score by Innings		R	H	E
Virginia Tech	100 010 000	2	11	1
Florida State	003 103 12X	10	12	0

E - Shaban, R.(11). DP - Hokies 1. LOB - Hokies 11; Seminoles 9. 2B - Wates, A.(12); Shaban, R.(17); Cardullo, S.(11); Tapley, S.(14). 3B - Danesh, O.(1). HR - Wates, A.(4); Stidham, J.(7); Meschke, M.(2). HBP - Holt, T.; Oravetz, T.. SB - Wates, A.(14); Holt, T.(23); Danesh, O.(7). CS - Bumbry, S.(5); Lopez, R.(2).

Virginia Tech	IP	H	R	ER	BB	SO	AB	BF
Rhett Ballard L,6-4	3.1	6	4	3	3	4	16	21
Mathew Price	2.2	2	3	3	2	2	10	12
Clark Labitan	1.0	3	1	1	0	1	5	5
Dave Zappacosta	1.0	1	2	2	1	2	4	5

Florida State	IP	H	R	ER	BB	SO	AB	BF
Brian Busch W,4-2	7.0	7	2	2	3	5	26	29
Jack Posey	2.0	4	0	0	1	2	10	11

GAME 44: VIRGINIA TECH 4, FLORIDA STATE 10

MAY 2, 2009 AT TALLAHASSEE, FL (DICK HOWSER STADIUM)

Virginia Tech (27-19)	AB	R	H	BI	Florida State (32-12)	AB	R	H	BI
Klint Reed lf	5	1	1	0	Tyler Holt cf	5	1	2	0
Steve Bumbry cf	2	1	0	0	Stephen Cardullo ss	5	1	2	1
Ty Hohman 1b/2b	2	0	1	1	Mike McGee lf	4	1	1	1
Anthony Sosnoskie c	2	0	1	0	James Ramsey lf	1	0	0	0
Chris Kay ph/c	2	0	0	0	Jason Stidham 2b	4	2	3	2
Austin Wates 1b/cf	4	0	2	1	Stuart Tapley 3b	2	0	0	1
Mike Kaminski rf	3	0	0	0	Sherman Johnson ph/3b	1	0	0	0
Ronnie Shaban ss	3	1	0	0	Tommy Oravetz dh	2	1	1	1
Michael Seaborn 2b	3	1	2	0	D'Vont. Richardson ph/dh	0	1	0	0
Matt Blow 1b	1	0	0	0	Jack Posey 1b	2	0	0	0
Buddy Sosnoskie dh	4	0	2	1	Mike Meschke ph/1b	1	1	0	0
Tony Balisteri 3b	4	0	0	0	Ruairi O'Connor rf	2	1	1	1
					Ohmed Danesh ph/rf	3	1	1	3
					Rafael Lopez c	1	1	0	0
					Parker Brunelle ph/c	1	0	0	0
Totals	35	4	9	3	Totals	35	10	12	10

Score by Innings		R	H	E
Virginia Tech	100 101 001	4	9	0
Florida State	201 250 00X	10	12	1

E - Tapley, S.(12). DP - Seminoles 1. LOB - Hokies 8; Seminoles 10. 2B - Reed, K.(11); Wates, A.(13); Stidham, J.(16); Oravetz, T.(7). HR - Cardullo, S.(8); Stidham, J.(8); O'Connor, R.(1); Danesh, O.(3). HBP - Sosnoskie, A.; Kaminski, M.; Oravetz, T. 2. SF - Tapley, S.(5). SB - Wates, A.(15); Shaban, R.(1); Seaborn, M.(4); Holt, T.(24).

2009 REVIEW

BASEBALL



2009 BOX SCORES

Virginia Tech	IP	H	R	ER	BB	SO	AB	BF
Justin Wright L,5-2	4.0	8	6	6	2	3	19	22
Clark Labitan	1.0	3	4	4	3	1	6	10
Kyle Cichy	3.0	1	0	0	1	5	10	12

Florida State	IP	H	R	ER	BB	SO	AB	BF
Geoff Parker W,5-1	6.0	7	3	2	2	9	24	27
Tyler Everett S,1	3.0	2	1	1	0	5	11	12

GAME 45: VIRGINIA TECH 4, FLORIDA STATE 9 MAY 3, 2009 AT TALLAHASSEE, FL (DICK HOWSER STADIUM)

Virginia Tech (27-20)	AB	R	H	BI	Florida State (33-12)	AB	R	H	BI
Klint Reed lf	4	2	0	0	Tyler Holt cf	3	1	1	0
Steve Bumbry cf	5	0	1	0	Stephen Cardullo ss	4	0	2	1
Anthony Sosnoskie c	5	0	1	0	Mike McGee p/dh	4	0	1	0
Austin Wates 1b	2	1	1	1	Tommy Oravetz ph/dh	1	0	0	0
Mike Kaminski rf	3	0	1	1	Jason Stidham 2b	3	2	2	1
Ronnie Shaban ss	3	0	1	0	Stuart Tapley 3b	4	2	1	0
Chris Kay ph	1	0	1	1	Ohmed Danesh lf	3	2	1	1
Tony Balisteri ss	0	0	0	0	Mike Meschke 1b	3	2	1	3
Michael Seaborn 2b	3	0	0	0	Jack Posey ph/1b	2	0	0	0
Buddy Sosnoskie dh	2	0	0	0	Ruairi O'Connor rf	4	0	1	0
Luke Padgett ph/dh	2	0	0	0	Parker Brunelle c	4	0	1	1
Ty Hohman 3b	4	1	1	0					
Totals	33	4	7	3	Totals	35	9	11	7

Score by Innings

	R	H	E
Virginia Tech	100	020	010
Florida State	020	042	10X

E - Wates, A(4); Hahn, J(1); Cardullo, S.(11); McGee, M.(3); Tapley, S. 2(14). DP - Hokies 1; Seminoles 2. Triple plays - Seminoles 1. LOB - Hokies 8; Seminoles 11. 2B - Sosnoskie, A(14); Wates, A(14); Kay, C(3); Cardullo, S.(12); McGee, M.(13); Tapley, S.(15); Meschke, M.(6). HR - Stidham, J.(9); Danesh, O.(4). HBP - Stidham, J.; Tapley, S. SH - Reed, K(1); Holt, T.(3). SB - Reed, K(2); Holt, T.(25); Cardullo, S. 2(13).

Virginia Tech	IP	H	R	ER	BB	SO	AB	BF
Jesse Hahn L,1-2	4.0	4	5	3	4	4	18	24
Mathew Price	1.1	5	3	3	1	1	7	9
Dave Zappacosta	1.0	1	1	1	0	2	4	4
Ben Rowen	1.2	1	0	0	1	1	6	7

Florida State	IP	H	R	ER	BB	SO	AB	BF
Mike McGee	4.2	5	3	1	5	2	16	22
Sean Gilmartin W,9-1	3.1	2	1	0	0	3	14	14
Jimmy Marshall	1.0	0	0	0	0	0	3	3

GAME 46: JACKSONVILLE 2, FLORIDA STATE 5 MAY 5, 2009 AT TALLAHASSEE, FL (DICK HOWSER STADIUM)

Jacksonville (30-16)	AB	R	H	BI	Florida State (34-12)	AB	R	H	BI
OPACHICH, Chuck 2b	3	0	1	0	Tyler Holt cf	4	1	1	0
FLEMING, Kyle lf	4	0	0	0	Stephen Cardullo ss	2	2	1	1
GILLAN, Jeremy c	4	1	1	1	Mike McGee lf	3	0	2	0
MYERS, Thomas rf	4	1	2	0	Jason Stidham 2b	3	0	2	1
MARTINEZ, Alex 1b	3	0	1	1	Stuart Tapley 3b	4	0	0	0
BELVISO, Joey pr	0	0	0	0	Tommy Oravetz dh	4	2	3	2
LEHANE, Kevin dh	4	0	2	0	D'Vont. Richardson pr	0	0	0	0
HAWKINS, Jamaal ss	3	0	0	0	Ohmed Danesh rf	3	0	1	0
CONNELLY, Chris cf	4	0	2	0	Mike Meschke 1b	4	0	0	0
JOHNSON, Glen 3b	2	0	0	0	Jimmy Marshall p	0	0	0	0
					Rafael Lopez c	2	0	0	0
Totals	31	2	9	2	Totals	29	5	10	4

Score by Innings

	R	H	E
Jacksonville	000	000	200
Florida State	110	001	20X

DP - Dolphins 3; Seminoles 4. LOB - Dolphins 6; Seminoles 6. 2B - MYERS 2(15); Cardullo, S.(13); Stidham, J.(17); Danesh, O.(12). HR - GILLAN(9); Oravetz, T. 2(4). HBP - HAWKINS; JOHNSON; Cardullo, S.; Lopez, R. SH - McGee, M.(1). SB - Cardullo, S.(14). CS - Stidham, J.(4); Danesh, O.(2).

Jacksonville	IP	H	R	ER	BB	SO	AB	BF
LOOSEN, Matt L,3-1	6.0	7	3	3	2	4	23	27
WEDNER, Joey	0.1	2	2	2	1	0	2	4
SCHLEE, Billy	1.2	1	0	0	0	2	4	4

Florida State	IP	H	R	ER	BB	SO	AB	BF

Hunter Scantling W,3-0	6.0	7	2	2	1	2	21	22
Jack Posey	2.0	1	0	0	0	2	6	7
Jimmy Marshall S,8	1.0	1	0	0	1	1	4	6

GAME 47: FIU 5, FLORIDA STATE 15 MAY 6, 2009 AT TALLAHASSEE, FL (DICK HOWSER STADIUM)

FIU (30-19)	AB	R	H	BI	Florida State (35-12)	AB	R	H	BI
Arrojo, Junior ss	3	1	0	0	Tyler Holt cf	4	1	2	2
Waddell, Greg lf	2	1	0	0	D'Vont. Richardson pr/cf	0	0	0	0
Bermudez, Pablo ph/lf	2	0	0	0	Stephen Cardullo ss	3	3	1	0
Townsend, Tyler 1b	4	2	3	1	Mike McGee lf/rf	4	2	2	2
Stropp, Steven c	1	0	0	1	Jason Stidham 2b	3	1	1	2
Joyce, Doug ph/c	2	0	0	0	Sherman Johnson pr/2b	2	0	1	0
Jobe, Tim dh	4	0	1	0	Stuart Tapley 3b	4	2	2	2
Martinez, Mike rf	4	0	2	3	Tommy Oravetz dh	4	2	3	2
Reilly, Sean rf/ph	1	0	0	0	Mike Meschke ph/1b	1	1	0	0
Alfonso, Raiko 2b/3b	4	0	0	0	Ohmed Danesh rf	2	0	1	1
Guy, Lammar cf	2	0	0	0	Ruairi O'Connor ph/rf	2	0	0	0
Wittels, Garrett 3b	2	1	0	0	James Ramsey ph/lf	1	1	1	0
Vargas, Michael 2b	0	0	0	0	Jack Posey 1b/p	3	1	1	2
					Parker Brunelle c	4	1	1	0
Totals	31	5	6	5	Totals	37	15	16	13

Score by Innings

	R	H	E
FIU	100	030	100
Florida State	443	010	03X

E - Arrojo(18); Everett, T.(1). DP - Seminoles 1. LOB - FIU 10; Seminoles 8. 2B - Martinez(5); Holt, T.(15); Stidham, J.(18); Oravetz, T.(8). HR - McGee, M.(15); Tapley, S.(12); Oravetz, T.(5). HBP - Arrojo; Townsend; Wittels; Holt, T.; Brunelle, P. SH - Holt, T.(4). SF - Posey, J.(4). SB - Guy 3(12); Holt, T. 2(27); Cardullo, S. 2(16). CS - Townsend 2(5).

FIU	IP	H	R	ER	BB	SO	AB	BF
DeSimone, Daniel L,4-4	1.0	6	6	6	2	2	9	11
McVay, Mason	1.0	2	3	3	1	1	5	7
Main, Ty	3.0	5	3	3	1	2	12	14
Arbolea, Aaron	1.0	0	0	0	0	1	3	3
Leith, Justin	1.0	0	0	0	1	0	3	5
Vazquez, Andre	1.0	3	3	3	1	1	5	7

Florida State	IP	H	R	ER	BB	SO	AB	BF
Tyler Everett	4.1	3	4	3	6	1	14	22
Mark Peterson W,1-0	2.2	3	1	1	0	2	11	12
Austin Wood	0.0	0	0	0	2	0	0	2
John Gast	1.0	0	0	0	0	3	3	3
Jack Posey	1.0	0	0	0	0	2	3	3

GAME 48: FLORIDA STATE 3, GEORGIA TECH 12 MAY 8, 2009 AT ATLANTA, GA (RUSS CHANDLER STADIUM)

Florida State (35-13)	AB	R	H	BI	Georgia Tech (32-11-1)	AB	R	H	BI
Tyler Holt cf	4	1	2	0	Jeff Rowland cf	5	2	1	0
Stephen Cardullo ss	4	1	1	2	Derek Dietrich ss	3	1	0	0
Mike McGee lf	4	1	1	0	Luke Murton rf	5	1	1	1
James Ramsey ph	1	0	0	0	Tony Plagman 1b	5	4	5	3
Jason Stidham 2b	4	0	1	0	Jason Haniger c	4	2	2	3
Sherman Johnson 2b	0	0	0	0	Matt Skole 3b	5	1	1	2
Stuart Tapley 3b	4	0	2	0	Chris House lf	4	0	0	1
D'Vontrey Richardson ph	0	1	0	0	Evan Martin dh	3	0	1	2
Tommy Oravetz dh	2	0	1	0	Chase Burnette ph/dh	1	0	1	0
Mike Meschke 1b	1	0	0	0	Jason Garofalo 2b	3	1	1	0
Ohmed Danesh rf	3	0	0	0	Thomas Nichols ph	0	0	0	0
Ruairi O'Connor ph/rf	1	0	0	0	Connor Winn 2b	0	0	0	0
Jack Posey 1b/p	4	0	0	0					
Rafael Lopez c	2	0	0	0					
Parker Brunelle ph/c	1	0	0	0					
Totals	36	3	9	2	Totals	38	12	13	12

Score by Innings

	R	H	E
Florida State	300	000	000
Georgia Tech	011	050	32X

E - Cardullo, S. 2(13); Stidham, J.(12); Dietrich, D.(10); McGuire, D. 2(4). DP - Seminoles 1; Jackets 1. LOB - Seminoles 12; Jackets 7. 2B - Oravetz, T.(9); Burnette, C.(4). HR - Cardullo, S.(9); Plagman, T.(14); Haniger, J.(8); Skole, M.(13). HBP - Dietrich, D. 2. SF - Haniger, J.(2).

Florida State	IP	H	R	ER	BB	SO	AB	BF
Sean Gilmartin L,9-2	6.0	10	10	8	1	4	29	33
Jack Posey	2.0	3	2	2	1	1	9	10



SEMINOLE

2009 BOX SCORES

Georgia Tech	IP	H	R	ER	BB	SO	AB	BF
Deck McGuire W,9-0	6.0	7	3	3	2	6	25	27
Kevin Jacob	1.0	0	0	0	1	1	3	4
Zach Brewster	1.0	1	0	0	1	3	4	5
Andrew Robinson	1.0	1	0	0	2	3	4	6

GAME 49: FLORIDA STATE 8, GEORGIA TECH 6

MAY 9, 2009 AT ATLANTA, GA (RUSS CHANDLER STADIUM)

Florida State (36-13)	AB	R	H	BI	Georgia Tech (32-12-1)	AB	R	H	BI
Tyler Holt cf	4	1	3	0	Jeff Rowland cf	4	2	2	1
Stephen Cardullo ss	5	1	2	0	Derek Dietrich ss	4	1	1	1
Mike McGee lf	4	1	1	0	Luke Murton rf	4	1	2	0
Jason Stidham 2b	2	2	0	0	Tony Plagman 1b	4	2	1	0
Stuart Tapley 3b	4	2	0	0	Jason Haniger dh	5	0	1	1
Tommy Oravetz dh	5	0	2	4	Matt Skole 3b	2	0	0	1
Ohmed Danesh rf	3	0	0	0	Jay Dantzler pr	0	0	0	0
Ruairi O'Connor ph/lf	0	0	0	0	Chris House lf	3	0	1	1
James Ramsey ph	0	0	0	1	Chase Burnette ph	0	0	0	0
D'Vontrey Richardson rf	0	0	0	0	Evan Martin 2b	3	0	0	0
Jack Posey 1b	3	1	0	0	Jason Garofalo ph	1	0	0	0
Sean Gilmartin ph	1	0	1	1	Cole Leonida c	4	0	1	0
Mike Meschke 1b	0	0	0	0					
Rafael Lopez c	3	0	1	1					
Totals	34	8	10	7	Totals	34	6	9	5

Score by Innings

	R	H	E
Florida State	202	001	003
Georgia Tech	400	010	010

E - Stidham, J. (2); Lopez, R. (4); Skole, M. (6). DP - Seminole 1. LOB - Seminole 11; Jackets 11. 2B - Oravetz, T. (10); 3B - Rowland, J. (4). HR - Rowland, J. (7). HBP - Stidham, J.; Tapley, S.; Dietrich, D.; Murton, L.. SH - McGee, M. (2); Lopez, R. (4); Rowland, J. (3). SF - Lopez, R. (5); House, C. (2). SB - Holt, T. (28).

Florida State	IP	H	R	ER	BB	SO	AB	BF
Brian Busch	4.2	6	5	3	3	2	18	25
Geoff Parker	0.1	0	0	0	1	1	1	2
John Gast W,4-3	3.0	2	1	1	0	3	11	11
Jimmy Marshall S,9	1.0	1	0	0	2	0	4	6

Georgia Tech	IP	H	R	ER	BB	SO	AB	BF
Brandon Crompton	5.0	7	4	3	1	7	22	25
Kevin Jacob	0.2	1	1	1	2	0	1	4
Thomas Nichols	0.1	0	0	0	0	0	1	1
Jake Davies	1.2	0	0	0	2	1	5	7
Patrick Long	0.1	1	1	1	0	1	2	2
Zach Brewster L,0-2	0.0	0	1	1	1	0	0	1
Mark Pope	1.0	1	1	1	1	2	3	6

GAME 50: FLORIDA STATE 5, GEORGIA TECH 6

MAY 10, 2009 AT ATLANTA, GA (RUSS CHANDLER STADIUM)

Florida State (36-14)	AB	R	H	BI	Georgia Tech (33-12-1)	AB	R	H	BI
Tyler Holt cf	4	1	1	0	Jeff Rowland cf	3	2	1	1
Stephen Cardullo ss	3	1	1	1	Derek Dietrich ss	3	0	1	0
Mike McGee p/lf	4	1	1	2	Luke Murton rf	3	0	0	1
Jason Stidham 2b	3	0	1	1	Tony Plagman 1b	5	1	1	2
Stuart Tapley 3b	4	1	2	1	Jason Haniger c	3	1	0	0
Ruairi O'Connor rf	1	0	0	0	Chase Burnette dh	4	1	2	2
Ohmed Danesh rf	2	0	0	0	Matt Skole 3b	0	0	0	0
Sherman Johnson rf	0	0	0	0	Thomas Nichols 2b	2	0	0	0
D'Vontrey Richardson lf	2	0	0	0	Jay Dantzler ph	1	0	0	0
James Ramsey ph/lf	1	0	0	0	Jason Garofalo 2b	0	0	0	0
Mark Peterson p	0	0	0	0	Jake Davies ph	1	0	0	0
John Gast p	0	0	0	0	Connor Winn 2b	0	0	0	0
Geoff Parker p	0	0	0	0	Chris House lf	3	1	1	0
Tommy Oravetz ph	1	0	1	0					
Jimmy Marshall p	0	0	0	0					
Jack Posey 1b	4	0	0	0					
Parker Brunelle c	2	1	0	0					
Rafael Lopez ph/c	1	0	0	0					
Totals	32	5	7	5	Totals	28	6	6	6

Score by Innings

	R	H	E
Florida State	110	030	000
Georgia Tech	100	002	102

Note: None out, 3 runners LOB when the game ended.

E - Brunelle, P. (2); DP - Seminole 3, LOB - Seminole 4; Jackets 10. 2B - Cardullo, S. (14). HR - McGee, M. (16); Tapley, S. (13); Rowland, J. (8); Plagman, T. (15); Burnette, C. (7). HBP - O'Connor, R.. SF - Stidham, J. (8). SB - Stidham, J. (5); Tapley, S. (6). CS - Cardullo, S. (5). Reached on CI - Dietrich, D.; Skole, M..

Florida State	IP	H	R	ER	BB	SO	AB	BF
Mike McGee	5.1	3	3	3	5	3	17	24
Mark Peterson	0.0	0	0	0	1	0	0	1
John Gast	1.1	1	1	1	1	0	5	6
Geoff Parker	1.1	0	0	0	1	0	3	4
Jimmy Marshall L,3-2	0.0	2	2	2	2	0	3	5

Georgia Tech	IP	H	R	ER	BB	SO	AB	BF
Jed Bradley	4.0	5	4	4	1	5	17	19
Andrew Robinson	4.0	1	1	1	1	2	11	13
Zach Brewster W,1-2	1.0	1	0	0	0	0	4	4

GAME 51: GRAMBLING STATE 1, FLORIDA STATE 9

MAY 14, 2009 AT TALLAHASSEE, FL (DICK HOWSER STADIUM)

Grambling State (14-32)	AB	R	H	BI	Florida State (37-14)	AB	R	H	BI
CLIFTON,Anthony cf	2	0	0	0	Tyler Holt cf	1	1	0	0
MAZIERSKI,Arthur 3b	3	0	0	0	Stephen Cardullo ss	2	1	0	0
BARNEY,Milt 2b	3	1	1	1	Mike McGee lf	5	1	1	1
ROBY, Mike lf	3	0	0	0	Jason Stidham 2b	1	2	1	3
KLETKE, Steve 1b	2	0	0	0	Sherman Johnson 2b	0	0	0	0
KUMAR, Manny ss	2	0	1	0	Stuart Tapley 3b	2	2	1	0
SIMMONS, Alvin rf	2	0	0	0	Tommy Oravetz dh	3	1	2	3
SMITH, Brandon c	2	0	0	0	Ruairi O'Connor rf	1	0	0	1
WILLIAMS, Brandon dh	2	0	0	0	Ohmed Danesh ph/lf	1	0	0	0
					Jack Posey 1b	2	0	0	1
					Mike Meschke 1b	0	0	0	0
					Rafael Lopez c	3	1	1	0
Totals	21	1	2	1	Totals	19	9	6	9

Score by Innings

	R	H	E
Grambling State	000	100	1
Florida State	025	101	9

Note: 1 out, 3 runners LOB when the game ended - game called after six innings due to rain.

E - Cardullo, S. (14). DP - Tigers 2. LOB - Tigers 3; Seminole 7. 2B - KUMAR, M. (5). 3B - Stidham, J. (1). HR - BARNEY, M. (3); Oravetz, T. (6). CS - O'Connor, R. (1).

Grambling State	IP	H	R	ER	BB	SO	AB	BF
TURNER, Adrian L,4-2	3.2	5	8	8	9	2	13	22
HALL, Mikel	1.2	1	1	1	4	1	6	10

Florida State	IP	H	R	ER	BB	SO	AB	BF
Sean Gilmartin W,10-2	6.0	2	1	1	1	6	21	22

GAME 52: GRAMBLING STATE 6, FLORIDA STATE 14

MAY 15, 2009 AT TALLAHASSEE, FL (DICK HOWSER STADIUM)

Grambling State (14-33)	AB	R	H	BI	Florida State (38-14)	AB	R	H	BI
CLIFTON,Anthony cf	3	2	2	0	Tyler Holt cf	3	2	2	1
MAZIERSKI,Arthur 3b	3	2	2	1	D'Vontrey Richardson cf	1	1	0	0
BARNEY,Milt 2b	4	1	2	0	Stephen Cardullo ss	2	3	2	1
ROBY, Mike 1b	3	1	1	5	Mark Peterson p	0	0	0	0
KLETKE, Steve dh	3	0	0	0	Mike McGee lf	2	1	1	1
SIMMONS, Alvin rf	3	0	0	0	James Ramsey ph/lf	1	1	0	1
SMITH, Brandon c	3	0	0	0	Jason Stidham 2b	2	0	0	1
GILL, Joseph lf	3	0	1	0	Sherman Johnson ph/2b	1	1	1	0
WOLFE, Chris ss	3	0	1	0	Stuart Tapley 3b	1	1	1	2
					Sean Gilmartin ph	1	1	1	2
					Rafael Lopez 3b	0	0	0	0
					Tommy Oravetz dh/ss	2	1	0	1
					Ohmed Danesh rf	2	1	1	1
					Ruairi O'Connor ph/lf	1	0	0	0
					Jack Posey 1b	2	0	0	1
					Mike Meschke ph/1b	1	0	1	1
					Parker Brunelle c	2	1	0	1
Totals	28	6	9	6	Totals	24	14	10	14

Score by Innings

	R	H	E
Grambling State	400	010	1
Florida State	240	026	X

2009 REVIEW



SEMINOLE

2009 BOX SCORES

Florida State	IP	H	R	ER	BB	SO	AB	BF
Brian Busch W,6-2	6.0	4	2	2	2	2	20	23
Geoff Parker	1.0	0	0	0	4	0	2	6
John Gast	1.0	0	0	0	0	0	3	3
Jimmy Marshall S,10	1.0	0	0	0	1	1	3	5

Miami	IP	H	R	ER	BB	SO	AB	BF
Chris Hernandez L,7-4	6.0	5	4	4	2	7	23	25
Michael Rudman	1.0	0	0	0	2	0	3	5
Sam Robinson	2.0	1	0	0	0	2	6	6

GAME 57: GEORGIA TECH 9, FLORIDA STATE 2

MAY 23, 2009 AT DURHAM, NC (DURHAM BULLS ATHLETE PARK)

Georgia Tech (35-17-1)	AB	R	H	BI	Florida State (42-15)	AB	R	H	BI
Jeff Rowland cf	5	1	0	0	Tyler Holt cf	5	0	1	0
Chase Burnette dh	4	2	2	1	Stephen Cardullo ss	5	0	0	0
Luke Murton rf	3	2	1	3	Mike McGee lf	3	0	1	0
Tony Plagman 1b	5	2	3	2	James Ramsey lf	2	0	0	0
Jason Haniger c	4	0	3	1	Jason Stidham 2b	3	2	3	1
Derek Dietrich ss	3	0	0	0	Sherman Johnson 2b	1	0	0	0
Matt Skole 3b	5	0	0	0	Stuart Tapley 3b	3	0	1	1
Chris House lf	2	2	0	0	Tommy Oravetz dh	3	0	1	0
Jason Garofalo 2b	3	0	1	1	Ohmed Danesh rf	1	0	0	0
					Ruairi O'Connor ph	0	0	0	0
					Sean Gilmartin ph	1	0	0	0
					D'Vont Richardson rf	1	0	1	0
					Mike Meschke 1b	3	0	0	0
					Parker Brunelle c	3	0	2	0
Totals	34	9	10	8	Totals	34	2	10	2

Score by Innings				R	H	E
Georgia Tech	013	011	210	9	10	0
Florida State	000	100	010	2	10	1

E - Cardullo, S.(16). DP - Jackets 1; Seminoles 2. LOB - Jackets 7; Seminoles 11. 2B - Burnette, C.(6); Garofalo, J.(5); Holt, T.(17); Stidham, J.(21). 3B - Burnette, C.(1). HR - Murton, L.(18); Plagman, T.(16); Stidham, J.(10). HBP - Dietrich, D.; House, C.. SH - Garofalo, J.(1); Danesh, O.(1). SB - McGee, M.(13).

Georgia Tech	IP	H	R	ER	BB	SO	AB	BF
Brandon Cumpston W,4-2	5.1	6	1	1	3	2	19	23
Jake Davies	0.1	0	0	0	0	1	1	1
Andrew Robinson	1.0	2	0	0	0	1	5	5
Zach Brewster	0.2	1	1	1	1	1	3	4
Mark Pope	0.1	1	0	0	1	0	2	3
Kevin Jacob	1.1	0	0	0	0	2	4	4

Florida State	IP	H	R	ER	BB	SO	AB	BF
Hunter Scantling L,3-1	4.0	4	5	5	3	1	13	18
Mark Peterson	1.2	1	1	1	2	2	5	7
Tyler Everett	2.1	4	3	2	1	1	12	14
Austin Wood	1.0	1	0	0	0	0	4	4

GAME 58: VIRGINIA 6, FLORIDA STATE 3

MAY 24, 2009 AT DURHAM, NC (DURHAM BULLS ATHLETE PARK)

Virginia (43-12-1)	AB	R	H	BI	Florida State (42-16)	AB	R	H	BI
Jarrett Parker cf	4	0	1	0	Tyler Holt cf	5	0	0	0
Phil Gosse dh	4	1	1	0	Stephen Cardullo ss	5	1	1	0
Danny Hultzen 1b	4	1	1	0	Mike McGee p/lf	4	1	4	0
Dan Grovatt rf	2	2	1	0	Jason Stidham 2b	3	1	2	3
John Hicks lf	5	0	1	2	Stuart Tapley 3b	2	0	0	0
Shane Halley lf	0	0	0	0	Rafael Lopez c	2	0	0	0
Tyler Cannon ss	3	1	1	0	Parker Brunelle c	1	0	0	0
Steven Proscia 3b	5	0	1	1	Ohmed Danesh rf	1	0	0	0
Franco Valdes c	5	1	1	1	John Gast p	1	0	0	0
Keith Wermer 2b	4	0	0	0	Geoff Parker p	1	0	1	0
					Tommy Oravetz ph	1	0	0	0
					Sean Gilmartin p	0	0	0	0
					Jimmy Marshall p	0	0	0	0
					Jack Posey 1b	4	0	1	0
					D'Vont Richardson lf/rf	4	0	0	0
Totals	36	6	8	4	Totals	34	3	9	3

Score by Innings				R	H	E
Virginia	010	200	003	6	8	0
Florida State	201	000	000	3	9	3

E - McGee, M. 2(5); Stidham, J.(15). LOB - Cavaliers 11; Seminoles 8. 2B - Hultzen, D.(7); Proscia, S.(18); McGee, M.(15). HR - Stidham, J.(11). SH - Tapley, S.(6). CS - Stidham, J.(5).

Virginia	IP	H	R	ER	BB	SO	AB	BF
Andrew Carraway	2.2	5	3	3	1	3	13	14
Matt Packer	3.1	3	0	0	0	1	12	12
Tyler Wilson W,8-3	2.0	1	0	0	2	2	6	9
Kevin Arico S,10	1.0	0	0	0	0	3	3	3

Florida State	IP	H	R	ER	BB	SO	AB	BF
Mike McGee	3.2	3	3	2	4	6	14	18
John Gast	1.1	2	0	0	1	1	6	7
Geoff Parker	3.0	1	0	0	1	3	10	11
Sean Gilmartin L,11-3	0.1	2	3	1	1	0	4	5
Jimmy Marshall	0.2	0	0	0	1	1	2	3

GAME 59: MARIST 4, FLORIDA STATE 16

MAY 29, 2009 AT TALLAHASSEE, FL (DICK HOWSER STADIUM)

Marist (31-27)	AB	R	H	BI	Florida State (43-16)	AB	R	H	BI
Curylo, Richard ss	4	0	0	1	Tyler Holt cf	5	3	2	1
Schwind, Jon cf	5	1	1	2	Stephen Cardullo ss	6	3	3	4
Pacione, Ricky 3b	5	0	3	0	Mike McGee lf	3	3	1	3
Nugent, Bryce c	2	0	0	0	James Ramsey lf	0	0	0	0
McDonough, Brian lf	4	0	2	0	Jason Stidham 2b	5	1	2	3
Gauk, Ryan 1b	4	1	1	0	Sherman Johnson ph/2b	1	0	1	1
Stanton, Andrew dh	3	1	1	0	Stuart Tapley 3b	4	1	2	2
Anderson, Kenny ph/dh	1	0	1	0	Tommy Oravetz dh	5	0	2	0
Prano, John 2b	3	0	1	1	Jack Posey 1b	5	0	0	0
Meyer, Kyle rf	3	1	0	0	Mike Meschke 1b	0	0	0	0
					Ruairi O'Connor rf	2	0	1	1
					Ohmed Danesh ph/rf	1	2	1	0
					D'Vont Richardson rf	1	0	0	0
					Rafael Lopez c	3	2	1	0
					Parker Brunelle c	0	1	0	0
Totals	34	4	10	4	Totals	41	16	16	15

Score by Innings				R	H	E
Marist	000	031	000	4	10	2
Florida State	010	034	53X	16	16	2

Notes: Game 2: NCAA Tallahassee Regional; TV: ESPNU
E - Curylo(11); Prano(10); Cardullo, S.(17); Meschke, M.(2). DP - Seminoles 2. LOB - Red Foxes 9; Seminoles 10. 2B - Pacione(14); McDonough(13); Prano(3); Holt, T.(18); Cardullo, S.(17); Tapley, S.(16); O'Connor, R.(1); Danesh, O.(13). HR - Schwind(4); McGee, M.(18); Stidham, J.(12). HBP - Meyer, McGee, M.; Tapley, S. SH - Prano(7); Lopez, R.(6). SF - Curylo(3). CS - Meyer(2).

Marist	IP	H	R	ER	BB	SO	AB	BF
Rickards, Josh	4.1	5	3	3	2	6	18	20
Alessio, Eric L,2-4	1.1	5	5	5	2	0	8	11
Rifkin, Jake	0.2	0	3	0	1	0	4	6
Barone, Peter	0.2	3	2	2	0	1	5	6
Gallagher, Chad	1.0	3	3	3	1	2	6	7

Florida State	IP	H	R	ER	BB	SO	AB	BF
Brian Busch	4.2	5	3	0	1	3	17	21
John Gast W,5-3	2.1	3	1	1	2	5	10	12
Tyler Everett	2.0	2	0	0	0	1	7	7

GAME 60: GEORGIA 2, FLORIDA STATE 8

MAY 30, 2009 AT TALLAHASSEE, FL (DICK HOWSER STADIUM)

Georgia (38-28)	AB	R	H	BI	Florida State (44-16)	AB	R	H	BI
Zach Cone lf	4	0	0	0	Tyler Holt cf	4	3	3	0
Peter Verdin rf	4	1	2	0	Stephen Cardullo ss	5	1	2	1
Bryce Massanari c	4	0	0	0	Mike McGee lf	4	2	1	2
Rich Poythress 1b	4	1	1	2	Jason Stidham 2b	4	0	2	5
Joey Lewis dh	4	0	0	0	Stuart Tapley 3b	4	0	2	0
Matt Cerione cf	4	0	0	0	Tommy Oravetz dh	3	0	0	0
Colby May 3b	3	0	1	0	Ohmed Danesh rf	4	0	0	0
Levi Hyams ss	3	0	0	0	Mike Meschke 1b	3	0	1	0
Michael Demperio 2b	3	0	1	0	James Ramsey pr	0	1	0	0
					Jack Posey 1b	0	0	0	0
					Rafael Lopez c	4	1	1	0
Totals	33	2	5	2	Totals	35	8	12	8

Score by Innings				R	H	E
Georgia	000	200	000	2	5	0
Florida State	130	000	04X	8	12	2

Notes: Game 4: NCAA Tallahassee Regional; TV: ESPNU
E - Cardullo, S.(18); McGee, M.(6). LOB - Bulldogs 4; Seminoles 9. 2B - Verdin(3); Holt, T.(19); McGee, M.(16); Tapley, S.(17). 3B - Stidham, J.(2). HR - Poythress(25). HBP - Tapley, S. SF - Stidham, J.(10). SB - Holt, T.(33); Cardullo, S.(21).

2009 REVIEW

BASEBALL

2009 BOX SCORES



Georgia	IP	H	R	ER	BB	SO	AB	BF
Trevor Holder L,7-5	7.1	9	5	5	3	7	30	35
Will Harvil	0.2	3	3	3	1	2	5	6

Florida State	IP	H	R	ER	BB	SO	AB	BF
Sean Gilmartin W,12-3	9.0	5	2	2	0	6	33	33

GAME 61: FLORIDA STATE 37, OHIO STATE 6 MAY 31, 2009 AT TALLAHASSEE, FL (DICK HOWSER STADIUM)

Florida State (45-16)	AB	R	H	BI	Ohio State (42-19)	AB	R	H	BI
Tyler Holt cf	5	1	1	0	Hurley, Zach lf	5	0	2	1
D'Vont Richardson ph/cf	3	1	2	3	Kovanda, Cory 2b	3	0	2	0
Stephen Cardullo ss	9	5	7	5	Rupert, Cory ph/2b	2	0	1	0
Mike McGee p	3	2	2	2	Stephens, Michael cf	2	0	0	0
Tommy Oravetz pr/dh	3	2	1	2	Griffin, Chris ph/cf	3	0	1	0
Jason Stidham 2b	5	3	4	4	Burkhart, Dan c	2	0	0	0
Sherman Johnson pr/2b	4	2	2	2	Forsythe, Shawn c	2	1	0	0
Stuart Tapley 3b	5	3	3	2	Dew, Ryan dh	2	0	0	0
Hunter Scantling ph/dh	0	0	0	0	McManus, T.J. ph/dh	3	1	2	0
Sean Gilmartin 1b	0	0	0	0	Miller, Justin 3b	2	1	1	0
Ohmed Danesh rf	7	5	4	5	Arp, Michael rf	5	2	1	1
Mike Meschke 1b	5	5	5	4	Engle, Tyler ss	5	1	2	2
Jack Posey ph/1b	2	1	1	0	Streng, Matt 1b	1	0	0	0
Jimmy Marshall p	0	0	0	0	Toussant, Ben 1b	3	0	1	1
James Ramsey lf	3	2	3	2					
Ruairi O'Connor ph/lf	3	2	1	0					
Rafael Lopez c	3	2	2	3					
Parker Brunelle ph/c	3	1	0	0					
Totals	65	37	38	34	Totals	40	6	13	5

Score by Innings		R	H	E
Florida State	839	1(11)	0 032	37 38 2
Ohio State	000	02	0 022	6 13 5

Notes: Game 6: NCAA Tallahassee Regional; TV: ESPN; FSU advances to Super Regional
E - Cardullo, S.(19); Oravetz, T.(4); Kovanda(11); Arp(3); Engle(15); Toussant(1); Hale(2). DP -
Seminoles 2; Buckeyes 1. LOB - Seminole 12; Buckeyes 13. 2B - Holt, T.(20); Richardson,D(6);
Cardullo, S. 3(20); McGee, M.(17); Stidham, J. 3(24); Johnson, S.(2); Tapley, S.(18); Meschke, M.
2(10); Ramsey, J.(3); O'Connor, R.(2); Miller(16). 3B - Cardullo, S.(3); Johnson, S.(1). HR - Oravetz,
T.(8); Danesh, O.(6); Meschke, M.(3); Engle(2). HBP - McGee, M.; Oravetz, T.; Lopez, R.; Toussant.
SF - Richardson,D(1).

Florida State	IP	H	R	ER	BB	SO	AB	BF
Mike McGee W,6-2	5.0	6	2	1	1	8	21	22
Geoff Parker	2.0	3	0	0	1	2	8	9
Jack Posey	1.0	3	2	2	1	0	6	7
Jimmy Marshall	1.0	1	2	1	2	0	5	8

Ohio State	IP	H	R	ER	BB	SO	AB	BF
Strayer, Jared L,0-2	0.0	4	7	7	2	0	4	7
Barrera, Josh	1.1	3	3	3	2	0	6	8
Rucinski, Drew	0.2	8	7	7	0	1	10	10
Wolosiansky, Dean	2.0	7	4	3	0	2	13	13
Armstrong, Andrew	0.1	9	11	11	2	0	10	14
Minium, Theron	2.2	1	0	0	0	1	9	9
Hale, Jake	2.0	6	5	2	1	2	13	15

GAME 62: ARKANSAS 7, FLORIDA STATE 2 JUN 5, 2009 AT TALLAHASSEE, FL (DICK HOWSER STADIUM)

Arkansas (38-22)	AB	R	H	BI	Florida State (45-17)	AB	R	H	BI
Chase Leavitt rf	3	0	0	0	Tyler Holt cf	4	1	3	1
Ben Tschepikow ss	5	1	1	0	Stephen Cardullo ss	5	0	1	0
Scott Lyons dh	5	0	1	0	Mike McGee lf	3	0	1	0
Andy Wilkins 1b	3	2	1	0	Jason Stidham 2b	4	0	1	0
Bo Bigham 2b	3	2	0	0	Stuart Tapley 3b	5	0	2	1
Zack Cox 3b	3	2	2	1	Tommy Oravetz dh	4	1	0	0
Brett Eibner cf	1	0	0	1	Sherman Johnson pr	0	0	0	0
James McCann c	3	0	0	2	Ruairi O'Connor rf	2	0	1	0
Collin Kuhn lf	3	0	0	1	Ohmed Danesh ph/rf	2	0	0	0
					James Ramsey ph.	1	0	0	0
					Jack Posey 1b	3	0	0	0
					Mike Meschke ph/1b	1	0	0	0
					Rafael Lopez c	3	0	1	0
					Parker Brunelle c	0	0	0	0
Totals	29	7	5	5	Totals	37	2	10	2

Score by Innings		R	H	E
Arkansas	010	100	320	7 5 1
Florida State	010	010	000	2 10 3

Notes: Game 1: NCAA Tallahassee Super Regional; TV: ESPN/ESPN Classic; 48 min delay (B1),
57 min delay (T4), 4 hours 22 min delay (B5).
E - Tschepikow(7); Cardullo, S.(20); Stidham, J.(16); Gast, J.(2). DP - Seminole 1. LOB - Razor-
backs 5; Seminole 14. 2B - Cox(14); Holt, T.(21); McGee, M.(18). HR - Cox(12). HBP - Leavitt;
Cox; Stidham, J. SH - Kuhn(8); McGee, M.(4). SF - McCann(1). CS - Tschepikow(6); Eibner(5).

Arkansas	IP	H	R	ER	BB	SO	AB	BF
Dallas Keuchel	4.0	6	2	1	1	0	19	20
Mike Bolsinger W,6-4	5.0	4	0	0	3	6	18	23

Florida State	IP	H	R	ER	BB	SO	AB	BF
Sean Gilmartin	5.0	4	2	2	2	2	16	18
Geoff Parker L,6-2	1.2	0	3	3	3	2	3	9
John Gast	0.2	1	2	0	0	1	5	6
Tyler Everett	0.2	0	0	0	1	0	2	3
Mark Peterson	1.0	0	0	0	0	0	3	3

GAME 63: FLORIDA STATE 8, ARKANSAS 9 JUN 6, 2009 AT TALLAHASSEE, FL (DICK HOWSER STADIUM)

Florida State (45-18)	AB	R	H	BI	Arkansas (39-22)	AB	R	H	BI
Tyler Holt cf	5	3	3	1	Chase Leavitt lf/cf	3	1	1	0
Stephen Cardullo ss	5	1	1	3	Ben Tschepikow ss	3	1	0	1
Mike McGee lf	4	1	2	3	Scott Lyons dh	5	1	0	1
Jason Stidham 2b	3	0	1	1	Andy Wilkins 1b	5	1	1	1
Stuart Tapley 3b	4	0	1	0	Bo Bigham 2b	4	1	3	2
Tommy Oravetz dh	4	0	0	0	Zack Cox 3b	5	1	1	0
Ohmed Danesh rf	3	0	0	0	Andrew Darr rf/lf	5	2	4	3
Ruairi O'Connor ph/rf	1	0	0	0	James McCann c	3	0	0	0
Mike Meschke 1b	3	1	1	0	Collin Kuhn cf	1	0	0	0
Sherman Johnson pr	0	1	0	0	Jacob House ph	1	0	0	0
Sean Gilmartin 1b	0	0	0	0	Jarrod McKinney pr/rf	0	1	0	0
Rafael Lopez c	4	1	1	0					
Totals	36	8	10	8	Totals	35	9	10	8

Score by Innings		R	H	E
Florida State	000	140	003	8 10 2
Arkansas	000	100	512	9 10 0

Notes: Game 2: NCAA Tallahassee Super Regional; TV: ESPN2; 1 out, 1 runner LOB when the
game ended.
E - Cardullo, S.(21); Tapley, S.(15). DP - Seminole 2; Razorbacks 1. LOB - Seminole 6; Razor-
backs 9. 2B - Holt, T. 2(23); Bigham(2); Darr 2(5). HR - McGee, M.(19); Wilkins(18); Darr(4).
SB - Holt, T.(34); Kuhn(11).

Florida State	IP	H	R	ER	BB	SO	AB	BF
Brian Busch	6.0	6	2	2	1	8	24	25
Geoff Parker	0.1	0	2	1	2	0	1	3
John Gast	0.1	0	2	0	1	0	2	3
Jimmy Marshall	0.2	2	1	1	1	0	4	5
Mark Peterson	0.0	0	0	0	2	0	0	2
Jack Posey L,0-1	1.0	2	2	2	1	0	4	5

Arkansas	IP	H	R	ER	BB	SO	AB	BF
Brett Eibner	4.2	7	5	5	2	4	20	22
TJ Forrest	2.2	0	0	0	0	1	8	8
Stephen Richards W,6-1	1.2	3	3	3	3	2	8	11



2009 REVIEW



SEMINOLE

2009 ACC IN REVIEW

2009 FINAL STANDINGS

	Conference						Overall							
	W	L	T	Pct	Hm	Rd	W	L	T	Pct	Hm	Rd	Neu	Div
Atlantic														
\$Florida State	19	9	0	.679	11-4	8-5	45	18	0	.714	33-8	9-8	3-2	12-3
Clemson	19	11	0	.633	11-4	8-7	44	22	0	.657	31-9	10-11	3-2	11-4
Boston College	13	15	0	.464	6-9	7-6	34	26	0	.567	12-10	15-11	7-5	9-6
NC State	10	20	0	.333	5-10	5-10	25	31	0	.446	18-17	5-14	2-0	4-11
Maryland	10	20	0	.333	6-9	4-11	27	27	0	.500	21-9	6-18	0-0	7-8
Wake Forest	6	24	0	.200	2-13	4-11	22	30	0	.423	14-15	8-15	0-0	2-13
Coastal														
\$North Carolina	19	10	0	.655	11-4	8-6	48	18	0	.727	36-7	10-7	2-4	10-4
Georgia Tech	17	10	1	.625	8-4-1	9-6	38	19	1	.664	24-8-1	13-8	1-3	7-7-1
Miami	18	12	0	.600	12-5	6-7	38	22	0	.633	23-11	11-7	4-4	7-8
#Virginia	16	11	1	.589	8-5	8-6-1	49	15	1	.762	29-6	13-7-1	7-2	6-8-1
Duke	15	15	0	.500	9-6	6-9	35	24	0	.607	25-9	8-13	2-2	8-7
Virginia Tech	12	17	0	.414	6-8	6-9	32	21	0	.604	18-11	13-10	1-0	5-9

Clinched ACC Championship Title; S Denotes ACC Divisional Champion; Record vs. Non-Conference Opponents: 249-86, .743

2009 NCAA TOURNAMENT RESULTS

Regionals, May 29 - June 1

Regional at Austin, Texas	
Boston College d. Texas State	8-7
Texas d. Boston College	(25) 3-2
Army d. Boston College	4-3
Regional at Clemson, S.C.	
Clemson d. Tennessee Tech	5-4
Oklahoma State d. Clemson	3-2
Clemson d. Tennessee Tech	10-0
Clemson d. Oklahoma State	15-1
Clemson d. Oklahoma State	6-5
Regional at Tallahassee, Fla.	
Florida State d. Marist	16-4
Florida State d. Georgia	8-2
Florida State d. Ohio State	37-6
Regional at Atlanta, Ga.	
Georgia Tech d. Georgia State	9-3
Southern Miss d. Georgia Tech	10-7
Georgia Tech d. Elon	8-4
Georgia Tech d. Southern Miss	10-3
Southern Miss d. Georgia Tech	12-8
Regional at Gainesville, Fla.	
Miami d. Jacksonville	9-4
Florida d. Miami	8-2
Miami d. Jacksonville	4-0
Florida d. Miami	16-5
Regional at Chapel Hill, N.C.	
North Carolina d. Dartmouth	5-2
North Carolina d. Coastal Carolina	14-5
North Carolina d. Kansas	12-1
Regional at Irvine, Calif.	
Virginia d. San Diego State	5-1
Virginia d. UC Irvine	5-0
Virginia d. UC Irvine	4-1

Super Regionals, June 5-7

Super Regional at Tempe, Ariz.	
Arizona State d. Clemson	7-4
Arizona State d. Clemson	8-2
Super Regional at Tallahassee, Fla.	
Arkansas d. Florida State	7-2
Arkansas d. Florida State	9-8
Super Regional at Chapel Hill, N.C.	
North Carolina d. East Carolina	10-1
North Carolina d. East Carolina	9-3
Super Regional at Oxford, Miss.	
Mississippi d. Virginia	(12) 4-3
Virginia d. Mississippi	4-3
Virginia d. Mississippi	5-1

College World Series, June 13-24

College World Series at Omaha, Neb.	
Arizona State d. North Carolina	(10) 5-2
North Carolina d. Southern Miss	11-4
Arizona State d. North Carolina	12-5
LSU d. Virginia	9-5
Virginia d. Cal State Fullerton	7-5
Arkansas d. Virginia	(12) 4-3

2009 ACC TOURNAMENT RESULTS

Durham Bulls Athletic Park - Durham, N.C.

Wednesday, May 20	
#5 Miami d. #4 Georgia Tech	8-6
#1 Florida State d. #8 Boston College	7-2
#2 North Carolina d. #7 Duke	8-3
Thursday, May 21	
Boston College d. Georgia Tech	7-3
Florida State d. Miami	4-2
#6 Virginia d. #3 Clemson	6-5
Friday, May 22	
Boston College d. Miami	10-1
Duke d. Clemson	10-4
Virginia d. North Carolina	11-1
Saturday, May 23	
Georgia Tech d. Florida State	9-2
Clemson d. North Carolina	(11) 4-3
Virginia d. Duke	11-7
Sunday, May 24 - Championship Game	
Virginia d. Florida State	6-3

ACC ALL-TOURNAMENT TEAM

C	Franco Valdes	Virginia
1B	Dustin Ackley	North Carolina
2B	Jason Stidham	Florida State
3B	Mickey Wiswall	Boston College
SS	Jake Lemmerman	Duke
OF	Dan Grovatt	Virginia
OF	Wilson Boyd	Clemson
OF	Mike McGee	Florida State
DH	Danny Hultzen	Virginia
P	Pat Dean	Boston College
P	Casey Harman	Clemson

Tournament Most Valuable Player

Dan Grovatt, Virginia

ACC INDIVIDUAL ACCOLADES

Player of the Year	Dustin Ackley	North Carolina
Pitcher of the Year	Deck McGuire	Georgia Tech
Freshman of the Year	Danny Hultzen	Virginia
Coach of the Year	Mike Martin	Florida State

FSU ACC PERFORMERS OF THE WEEK

ACC Players of the Week

Mar 2	Tyler Holt	Florida State
Mar 30	Stephen Cardullo	Florida State
May 4	Jason Stidham	Florida State
May 11	Tommy Oravetz	Florida State

ALL-ACC FIRST TEAM

Tony Sanchez, C	Boston College
Dustin Ackley, 1B	North Carolina
Phil Gosselin, 2B	Virginia
Kyle Seager, 3B	North Carolina
Tyler Cannon, SS	Virginia
Jeff Schaus, OF	Clemson
Tyler Holt, OF	Florida State
Luke Murrton, OF	Georgia Tech
Jeff Rowland, OF	Georgia Tech
Dan Grovatt, OF	Virginia
Jarrett Parker, OF	Virginia
Danny Hultzen, 1B/SP	Virginia
Andrew Wolcott, SP	Duke
Deck McGuire, SP	Georgia Tech
Alex White, SP	North Carolina
Sean Gilmartin, SP	Florida State
Kyle Bellamy, RP	Miami

ALL-ACC SECOND TEAM

Yasmani Grandal, C	Miami
Nate Freiman, 1B	Duke
Tony Plagman, 1B	Georgia Tech
Jason Stidham, 2B	Florida State
Scott Lawson, 2B	Miami
Mickey Wiswall, 3B	Boston College
Derek Dietrich, SS	Georgia Tech
Stephen Cardullo, SS	Florida State
Steve Domesec, OF	Virginia Tech
Robbie Anston, OF	Boston College
Jeremy Gould, OF	Duke
Mike Belfiore, 1B/RP	Boston College
Mike McGee, OF/SP	Florida State
Adam Warren, SP	North Carolina
Chris Hernandez, SP	Miami
Jimmy Gillhenny, SP	NC State
Brian Moran, RP	North Carolina

ACC ACADEMIC TEAM

Tony Sanchez, BC	Jeff Rowland, GT
Mike Freeman, CU	Zach Von Tersch, GT
Jason Stolz, CU	Dan Gentzler, MD
Graham Stoneburner, CU	Brett Harman, MD
Matt Vaughn, CU	Mike Murphy, MD
Nate Freiman, DU	Dave DiNatale, UM
Jeremy Gould, DU	Chris Hernandez, UM
Alex Hassan, DU	Colin Bates, NC
Jake Lemmerman, DU	Levi Michael, NC
Ryan McCurdy, DU	Adam Warren, NC
Eric Pfisterer, DU	Joey Cutler, NCS
Will Pivnicka-Worms, DU	Phil Gosselin, UVA
Matt Williams, DU	Dan Grovatt, UVA
Andrew Wolcott, DU	Danny Hultzen, UVA
Tyler Holt, FS	Robert Morey, UVA
Tommy Oravetz, FS	Robert Poutier, UVA
Derek Dietrich, GT	Mike Kaminski, VT
Jason Haniger, GT	Ben Rowen, VT
Chris House, GT	Michael Seaborn, VT
Tony Plagman, GT	Weldon Woodall, WF

BASEBALL



2009 ACC STATS

TEAM BATTING

	G	Avg	OBpct	Slug	AB	R	H	2B	3B	HR	RBI	BB	SO	SB	SBA	S	SF
1. Virginia	65	.327	.401	.485	2344	507	767	138	28	59	468	260	453	119	145	31	39
2. Florida State	63	.321	.432	.536	2152	550	691	163	16	89	496	386	475	94	122	33	46
3. Virginia Tech	53	.319	.405	.487	1904	431	608	138	13	52	380	221	400	53	72	11	23
4. Georgia Tech	58	.315	.411	.543	2090	501	658	111	16	111	479	276	412	52	73	20	22
5. North Carolina	66	.313	.403	.479	2342	482	733	125	28	69	447	315	444	57	83	43	31
6. Boston College	60	.304	.382	.464	2134	416	649	151	8	58	380	219	399	41	72	72	27
7. Duke	59	.300	.379	.455	2015	381	605	118	17	53	341	202	304	56	80	20	34
8. Clemson	66	.299	.387	.451	2295	453	687	122	16	65	421	312	417	81	106	41	32
9. Miami	60	.294	.394	.463	1995	408	586	122	6	68	367	297	422	61	92	45	28
10. Wake Forest	52	.284	.364	.432	1841	339	522	98	5	55	308	197	385	53	72	14	17
11. Maryland	54	.281	.368	.430	1855	333	522	107	12	48	300	229	359	44	64	18	20
12. NC State	56	.265	.371	.401	1945	368	516	99	10	48	325	295	468	81	107	28	21

TEAM PITCHING

	G	ERA	BAvg	W	L	IP	H	R	ER	BB	SO	CG	HR	ShO	SV	BB/9	SO/9
1. Virginia	65	3.23	.239	49	15	583.0	516	239	209	190	593	0	41	5	18	2.93	9.15
2. Clemson	66	3.68	.253	44	22	594.1	569	279	243	203	548	1	60	4	13	3.07	8.30
3. North Carolina	66	3.73	.244	48	18	595.2	547	287	247	264	661	1	50	3	17	3.99	9.99
4. Florida State	63	4.58	.256	45	18	551.2	532	355	281	303	468	2	64	0	13	4.94	7.64
5. Georgia Tech	58	4.65	.267	38	19	515.0	533	319	266	234	523	0	53	3	12	4.09	9.14
6. Boston College	60	4.65	.278	34	26	549.1	597	334	284	222	460	2	51	3	11	3.64	7.54
7. Miami	60	4.71	.259	38	22	531.0	522	320	278	206	479	1	56	3	19	3.49	8.12
8. Duke	59	4.83	.267	35	24	516.2	528	315	277	238	427	2	54	1	17	4.15	7.44
9. NC State	56	5.16	.272	25	31	504.1	540	358	289	230	469	2	34	3	9	4.10	8.37
10. Virginia Tech	53	5.18	.287	32	21	468.2	547	333	270	191	428	2	55	2	10	3.67	8.22
11. Maryland	54	5.93	.293	27	27	469.0	553	349	309	215	384	1	54	0	11	4.13	7.37
12. Wake Forest	52	7.30	.329	22	30	457.1	631	454	371	242	350	0	67	0	10	4.76	6.89

INDIVIDUAL BATTING - MIN 2.5 AB/TEAM GAME

	CL	G	Avg	OBpct	Slug	AB	R	H	2B	3B	HR	RBI	BB	SO	SB-SBA	S	SF
1. Dustin Ackley-NC	JR	66	.417	.512	.763	266	75	111	18	4	22	73	50	34	13-18	0	3
2. Steve Domeccus-VT	JR	40	.406	.477	.580	143	37	58	11	1	4	42	8	13	6-7	1	5
3. Tyler Holt-FS	SO	63	.401	.520	.578	237	87	95	23	2	5	28	54	47	34-39	4	2
4. Austin Wates-VT	SO	47	.397	.447	.608	194	50	77	20	3	5	42	13	32	16-17	0	4
5. Kyle Seager-NC	JR	66	.393	.487	.592	262	59	103	26	4	6	62	45	38	13-14	3	3
6. Mike McGee-FS	SO	60	.379	.494	.768	198	66	75	18	1	19	78	40	47	13-16	4	2
7. Stephen Cardullo-FS	JR	62	.376	.479	.612	237	76	89	20	3	10	51	45	46	20-24	5	3
8. Ben Paulsen-CU	JR	66	.367	.435	.618	259	56	95	18	4	13	61	33	39	3-4	3	5
9. Jason Stidham-FS	JR	63	.363	.465	.650	223	55	81	24	2	12	76	44	35	5-10	2	10
10. Klint Reed-VT	SR	49	.358	.442	.448	165	51	59	12	0	1	15	21	29	2-5	1	0

INDIVIDUAL PITCHING - MIN 1.0 IP/TEAM GAME

	CL	G	GS	ERA	BAvg	W	L	IP	H	R	ER	BB	SO	CG	HR	ShO	SV
1. Danny Hultzen-VA	FR	17	16	2.17	.250	9	1	95.1	88	33	23	28	107	0	4	0	0
2. Brian Moran-NC	JR	36	0	2.31	.197	7	1	66.1	47	19	17	8	90	0	4	0	4
3. Andrew Wolcott-DU	SR	14	13	2.77	.252	8	3	94.1	90	36	29	21	71	2	4	0	0
4. Tyler Wilson-VA	SO	31	2	2.97	.237	9	3	66.2	57	23	22	21	63	0	4	0	1
5. Pat Dean-BC	SO	18	15	3.30	.281	6	4	95.1	109	44	35	16	90	1	4	1	0
6. Adam Warren-NC	SR	17	16	3.31	.233	10	2	98.0	83	39	36	39	103	0	5	0	0
7. Robert Morey-VA	SO	18	9	3.33	.210	3	0	67.2	52	27	25	28	84	0	5	0	2
8. Sean Gilmartin-FS	FR	18	15	3.49	.221	12	3	98.0	81	48	38	37	83	2	14	0	1
9. Deck McGuire-GT	SO	16	16	3.50	.232	11	2	100.1	86	51	39	41	118	0	8	0	0
10. Jimmy Gillheaney-ST	JR	13	13	3.86	.253	6	5	81.2	81	44	35	34	75	0	5	0	0

2009 REVIEW



SEMINOLE

2009 ACC STATS

HITS						STOLEN BASES					
	CL	G	H	H/G		CL	G	SB	SB/G		
1. Dustin Ackley-NC	JR	66	111	1.68	1. Tyler Holt-FS	SO	63	34	.54		
2. Kyle Seager-NC	JR	66	103	1.56	2. Kyle Wilson-ST	JR	48	30	.63		
3. Ben Paulsen-CU	JR	66	95	1.44	3. Phil Gosselin-VA	SO	65	24	.37		
4. Tyler Holt-FS	SO	63	95	1.51	4. Jeff Rowland-GT	SO	58	21	.36		
5. Jarrett Parker-VA	SO	65	94	1.45	5. Stephen Cardullo-FS	JR	62	20	.32		
6. Ben Bunting-NC	SO	66	92	1.39	Jarrett Parker-VA	SO	65	20	.31		
7. Stephen Cardullo-FS	JR	62	89	1.44	7. Tyler Cannon-VA	JR	64	17	.27		
8. Mike Freeman-CU	JR	66	88	1.33	8. Austin Wates-VT	SO	47	16	.34		
9. Dan Grovatt-VA	SO	64	88	1.38	Brad Miller-CU	FR	66	16	.24		
10. Tony Plagman-GT	JR	58	87	1.50	10. Robbie Anston-BC	JR	60	15	.25		

RUNS SCORED						TOTAL BASES					
	CL	G	R	R/G		CL	G	TB	TB/G		
1. Tyler Holt-FS	SO	63	87	1.38	1. Dustin Ackley-NC	JR	66	203	3.08		
2. Stephen Cardullo-FS	JR	62	76	1.23	2. Jarrett Parker-VA	SO	65	176	2.71		
Jarrett Parker-VA	SO	65	76	1.17	3. Ben Paulsen-CU	JR	66	160	2.42		
4. Dustin Ackley-NC	JR	66	75	1.14	4. Tony Plagman-GT	JR	58	157	2.71		
5. Mike McGee-FS	SO	60	66	1.10	5. Kyle Seager-NC	JR	66	155	2.35		
Jeff Rowland-GT	SO	58	66	1.14	6. Nate Freiman-DU	SR	59	154	2.61		
7. Luke Murton-GT	SR	58	64	1.10	7. Mike McGee-FS	SO	60	152	2.53		
8. Ben Bunting-NC	SO	66	63	0.95	8. Luke Murton-GT	SR	58	147	2.53		
Tony Sanchez-BC	JR	58	63	1.09	9. Jason Stidham-FS	JR	63	145	2.30		
10. Derek Dietrich-GT	SO	58	61	1.05	Stephen Cardullo-FS	JR	62	145	2.34		

HOME RUNS						WALKS					
	CL	G	HR	HR/G		CL	G	BB	BB/G		
1. Dustin Ackley-NC	JR	66	22	.33	1. Tyler Holt-FS	SO	63	54	.86		
2. Nate Freiman-DU	SR	59	20	.34	2. Brad Miller-CU	FR	66	53	.80		
Luke Murton-GT	SR	58	20	.34	3. Dustin Ackley-NC	JR	66	50	.76		
4. Mike McGee-FS	SO	60	19	.32	4. Kyle Seager-NC	JR	66	45	.68		
5. Matt Skole-GT	FR	58	17	.29	5. Stephen Cardullo-FS	JR	62	45	.73		
6. Jarrett Parker-VA	SO	65	16	.25	6. Jason Stidham-FS	JR	63	44	.70		
Yasmani Grandal-UM	SO	59	16	.27	Stuart Tapley-FS	SO	63	44	.70		
Tony Plagman-GT	JR	58	16	.28	8. Luke Murton-GT	SR	58	43	.74		
3 tied with 14 home run(s)					Jason Hagerty-UM	JR	60	43	.72		

DOUBLES						ON BASE PERCENTAGE							
	CL	G	2B	2B/G		CL	G	AB	H	BB	HBP	SF	OB%
1. Kyle Seager-NC	JR	66	26	.39	1. Tyler Holt-FS	SO	63	237	95	54	7	2	.520
2. Jason Stidham-FS	JR	63	24	.38	2. Dustin Ackley-NC	JR	66	266	111	50	5	3	.512
3. Tyler Holt-FS	SO	63	23	.37	3. Luke Murton-GT	SR	58	206	73	43	16	1	.496
4. Robbie Anston-BC	JR	60	22	.37	4. Mike McGee-FS	SO	60	198	75	40	7	2	.494
Steven Proscia-VA	FR	64	22	.34	5. Kyle Seager-NC	JR	66	262	103	45	6	3	.487
6. Scott Lawson-UM	JR	59	21	.36	6. Stephen Cardullo-FS	JR	62	237	89	45	5	3	.479
7. Austin Wates-VT	SO	47	20	.43	7. Steve Domecus-VT	JR	40	143	58	8	16	5	.477
Jarrett Parker-VA	SO	65	20	.31	8. Jason Stidham-FS	JR	63	223	81	44	7	10	.465
Stephen Cardullo-FS	JR	62	20	.32	9. Nate Freiman-DU	SR	59	219	77	36	13	4	.463
Jeremy Gould-DU	JR	59	20	.34	10. Chris Herrmann-UM	JR	60	214	73	41	7	2	.458

TRIPLES						SLUGGING PERCENTAGE							
	CL	G	3B	3B/G		CL	G	AB	H	2B	3B	HR	SLUG%
1. Jarrett Parker-VA	SO	65	7	.11	1. Mike McGee-FS	SO	60	198	75	18	1	19	.768
2. Tyler Cannon-VA	JR	64	5	.08	2. Dustin Ackley-NC	JR	66	266	111	18	4	22	.763
Mike Freeman-CU	JR	66	5	.08	3. Luke Murton-GT	SR	58	206	73	12	1	20	.714

RUNS BATTED IN													
	CL	G	RBI	RBI/G									
1. Mike McGee-FS	SO	60	78	1.30	4. Nate Freiman-DU	SR	59	219	77	15	1	20	.703
2. Jason Stidham-FS	JR	63	76	1.21	5. Jarrett Parker-VA	SO	65	265	94	20	7	16	.664
3. Tony Plagman-GT	JR	58	73	1.26	6. Jason Stidham-FS	JR	63	223	81	24	2	12	.650
Dustin Ackley-NC	JR	66	73	1.11	7. Tony Plagman-GT	JR	58	246	87	18	2	16	.638
5. Jarrett Parker-VA	SO	65	65	1.00	8. Jason Hagerty-UM	JR	60	200	63	15	3	14	.630
6. Phil Gosselin-VA	SO	65	64	0.98	9. Ben Paulsen-CU	JR	66	259	95	18	4	13	.618
7. Mickey Wiswall-BC	SO	60	63	1.05	10. Tony Sanchez-BC	JR	58	228	79	19	0	14	.614
Luke Murton-GT	SR	58	63	1.09									
3 tied with 62 RBI(s)													

2009 REVIEW

BASEBALL

2009 ACC STATS

WINS		CL	G	W	L
1.	Sean Gilmartin-FS	FR	18	12	3
2.	Deck McGuire-GT	SO	16	11	2
3.	Adam Warren-NC	SR	17	10	2
4.	Danny Hultzen-VA	FR	17	9	1
	Andrew Carraway-VA	SR	18	9	2
	Tyler Wilson-VA	SO	31	9	3
7.	Andrew Wolcott-DU	SR	14	8	3
	Alex White-NC	JR	16	8	4

INNINGS PITCHED		CL	G	IP	IP/G
1.	Alex White-NC	JR	16	107.0	6.69
2.	Deck McGuire-GT	SO	16	100.1	6.27
3.	Sean Gilmartin-FS	FR	18	98.0	5.44
	Adam Warren-NC	SR	17	98.0	5.76
5.	JB MacDonald-BC	SR	15	96.1	6.42
6.	Pat Dean-BC	SO	18	95.1	5.30
	Danny Hultzen-VA	FR	17	95.1	5.61
8.	Andrew Wolcott-DU	SR	14	94.1	6.74
9.	Andrew Carraway-VA	SR	18	91.0	5.06

2 tied with 90.2 inning(s) pitched

STRIKEOUTS		CL	G	SO	SO/G
1.	Alex White-NC	JR	16	121	10.18
2.	Deck McGuire-GT	SO	16	118	10.58
3.	Danny Hultzen-VA	FR	17	107	10.10
4.	Adam Warren-NC	SR	17	103	9.46
5.	Chris Dwyer-CU	FR	17	95	9.94
6.	Chris Hernandez-UM	SO	15	93	9.23
7.	Pat Dean-BC	SO	18	90	8.50
	Brian Moran-NC	JR	36	90	12.21
9.	Casey Harman-CU	SO	22	89	9.24
10.	Robert Morey-VA	SO	18	84	11.17


APPEARANCES		CL	APP	GS	W	L	SV
1.	Brian Moran-NC	JR	36	0	7	1	4
2.	Colin Bates-NC	SO	34	0	4	4	6
3.	Matt Packer-VA	JR	32	4	3	5	3
	Zach Brewster-GT	SO	32	0	1	3	1
	Nate Bayuk-BC	SO	32	0	0	0	1
6.	Geoff Parker-FS	SO	31	5	6	2	1
	Tyler Wilson-VA	SO	31	2	9	3	1
	Kevin Arico-VA	SO	31	0	2	3	11
9.	Kyle Bellamy-UM	JR	30	0	3	1	16
	Ben Rowen-VT	JR	30	0	4	2	4

SAVES		CL	G	SV
1.	Kyle Bellamy-UM	JR	30	16
2.	Kevin Arico-VA	SO	31	11
3.	Jimmy Marshall-FS	SR	28	10
4.	Mike Belfiore-BC	JR	25	9
5.	Alex Hassan-DU	JR	16	8
	Mark Pope-GT	FR	25	8
7.	Dan Gentzler-MD	JR	28	7
8.	Colin Bates-NC	SO	34	6

4 tied with 4 save(s)

GAMES STARTED		CL	APP	GS	W	L	SV
1.	Chris Dwyer-CU	FR	17	17	5	6	0
2.	Alex White-NC	JR	16	16	8	4	0
	Danny Hultzen-VA	FR	17	16	9	1	0
	Deck McGuire-GT	SO	16	16	11	2	0
	Adam Warren-NC	SR	17	16	10	2	0

6 tied with 15 game(s) started



Sean Gilmartin

SHUTOUTS		CL	G	SHO
1.	Pat Dean-BC	SO	18	1
	Alex White-NC	JR	16	1
	David Gutierrez-UM	JR	16	1

COMPLETE GAMES		CL	APP	GS	CG	W	L
1.	Sean Gilmartin-FS	FR	18	15	2	12	3
	Andrew Wolcott-DU	SR	14	13	2	8	3
	Jake Buchanan-ST	SO	16	10	2	2	6

8 tied with 1 complete game(s)

OPP. BATTING AVERAGE		CL	G	AB	H	AVG.
1.	Brian Moran-NC	JR	36	239	47	.197
2.	Robert Morey-VA	SO	18	248	52	.210
3.	Sean Gilmartin-FS	FR	18	367	81	.221
4.	Geoff Parker-FS	SO	31	236	54	.229
5.	Deck McGuire-GT	SO	16	370	86	.232
6.	Alex White-NC	JR	16	399	93	.233
7.	Adam Warren-NC	SR	17	356	83	.233
8.	Christopher Manno-DU	JR	14	273	64	.234
9.	Chris Dwyer-CU	FR	17	322	76	.236
10.	Tyler Wilson-VA	SO	31	241	57	.237

TEAM FIELDING		PO	A	E	DP	PCT
1.	Duke	1550	648	47	54	.979
2.	Virginia	1749	651	70	57	.972
3.	Boston College	1648	670	68	46	.972
4.	North Carolina	1787	634	75	48	.970
5.	Maryland	1407	537	65	44	.968
6.	Clemson	1783	657	84	69	.967
7.	Georgia Tech	1545	577	76	47	.965
8.	Miami	1593	638	80	56	.965
9.	Florida State	1655	697	97	62	.960
10.	Virginia Tech	1406	529	80	41	.960
11.	NC State	1513	605	108	46	.951
12.	Wake Forest	1372	610	103	46	.951