



	<b>FSU BASEBALL</b>
1	Table of Contents
2	Media Information
4	Quick Facts
5	2019 Roster
6	Photo Roster
7	Mike Martin Field at Dick Howser Stadium


	<b>STAFF</b>
10	Head Coach Mike Martin
14	Asst. Coach Mike Martin Jr.
16	Asst. Coach Clyde Keller/ Undergrad. Asst. Coach Tyler Holt/ Director of Operations Chip Baker
17	Support Staff


	<b>PLAYERS</b>
19	Tyler Ahearn/Reese Albert/ Shane Drohan
20	J.C. Flowers/Jonathan Foster
21	Conor Grady/Chase Haney/ Gage Hutchinson
22	Clayton Kwiatkowski/Drew Mendoza
23	Drew Parrish/Austin Pollock
24	Mike Salvatore/Jonah Scolaro
25	Cooper Swanson/CJ Van Eyk
26	Newcomers
29	Bat Girls


	<b>REVIEW</b>
31	2018 Final Stats
32	NCAA Rankings/Final Rankings
33	2018 Results
34	2018 Box Scores
50	Miscellaneous Stats
51	2018 ACC Season in Review
55	Louisville Slugger

	<b>RECORDS/STATS</b>
57	Team Records
59	Individual Records
61	Individual Top 10
66	Team Top 10
68	Yearly Hitting & Pitching Champions/No-Hitters
69	Year-by-Year Team Hitting
70	Year-by-Year Team Pitching
71	Year-by-Year Record/Final Rankings
72	All-Time Lettermen
76	All-Time Jersey Numbers
80	Individual Career Stats - Hitting
92	Individual Career Stats - Pitching
98	Coaching History

	<b>HONORS</b>
100	First Team All-Americans
105	USA Baseball/All-Americans
106	Academic All-Americans
107	National Award Winners
110	ACC Accolades

	<b>RESULTS</b>
113	All-Time Series Records
115	All-Time ACC Results
120	All-Time Results
138	Year-by-Year Results
157	ACC Players of the Week/ Final Standings
159	Conference Tournament History
162	NCAA Tournament History

	<b>PROS</b>
168	Seminoles In The MLB Draft
170	MLB First Round Draft Picks
171	Seminoles In The Majors

	<b>ADMIN</b>
177	President John Thrasher/ Int. Athletics Director David Coburn/ Senior Staff
178	Board of Trustees
179	Sports Information/ Seminole Productions
180	Seminole Tribe of Florida: The Unconquered People



The 2019 Florida State Baseball media guide is a publication of the Florida State University Sports Information Office. Written, edited and page layout design: Steven McCartney. Editing and research assistance: Alex Benner. Historical research: Bob Perrone and Andrew Brady. Cover design, page template and graphic design: Ty Osborne, Florida State Athletic Marketing.

Printing: FSU UPS Store. Featured Photographers: Ryals Lee, Larry Novey, Ross Obley, Mike Olivella, Phil Kelly, Bill Pearce, Maury Neipris, Joe Rondone and Ken Lanese. Contributing Photographers: USA Today Sports Images. Special Thanks: Steve Phillips, ACC Assistant Director of Communications; ACC Baseball SIDs and Jason Leturmy.

A full color version of the 2019 media guide can be found at <https://noles.co/BASEM619>

The 2019 media guide cover references the 1980 media guide, the first for head coach Mike Martin.

The 1980 cover (printed on the back cover) was painted by late Tallahassee artist Jim Grosvenor.

On either side of Coach Martin are Mike Fuentes, a junior in 1980 who went on to win the Golden Spikes Award in 1981, and Dick Wiggins, a senior pitcher for Coach Martin's 1980 team.

On the 2019 cover, Coach Martin is flanked by team captains Drew Mendoza and Drew Parrish.

### **FSU MEDIA INFORMATION**

Florida State Assistant Sports Information Director Steven McCartney can assist you with any requests or questions regarding the Seminoles' 2019 baseball program, almanac, coaches or student-athletes.

#### **Steven McCartney**

Florida State Assistant SID/Baseball  
850.644.3920 - office  
850.322.6711 - cell  
Email: smccartney@fsu.edu

Mailing address:  
FSU Sports Information  
PO Drawer 2195, Tallahassee, FL 32316

Shipping address:  
FSU Sports Information  
403 Stadium Dr. West Room D0107, Tallahassee, FL 32306

### **CREDENTIAL REQUESTS**

Press credentials are issued to members of the working media in the form of both season and game-by-game passes. All working press - print, digital, radio and television - should submit requests at their earliest opportunity prior to game day. Requests can be submitted by emailing Steven McCartney (smccartney@fsu.edu). Credentials can be picked up in the Florida State Sports Information Office on the second floor of the Moore Athletic Center, or at the Will Call ticket window on the first base side of Dick Howser Stadium on game days only with advance notice.

### **PARKING**

There is no designated media parking for Florida State baseball games. Parking is available in the university lots around Dick Howser Stadium on a first-come, first-serve basis. All media are encouraged to arrive as early as possible to avoid parking problems. Legally parked cars will not be ticketed on game days, beginning two hours prior to first pitch.

### **PHOTOGRAPHERS**

In accordance with NCAA rules and regulations, all photographers and videographers are required to shoot from within the designated areas inside the playing field area. Only credential-holding photographers and videographers will be admitted to shoot in those designated areas. These areas are marked just inside the gates adjacent to the home and visitors' dugouts. Photographers and videographers are asked not to obstruct the view of fans.

### **PHONE LINES**

Florida State provides one phone line and one ISDN line for the visiting team's radio booth located in the press box, behind home plate. Phone lines can be used to make local calls only. Florida State has only one active phone line in the main press box at Dick Howser Stadium. The press box is equipped with wireless internet connections.

### **PLAYERS AND COACHES INTERVIEWS**

All player and coach interviews must be arranged through Steven McCartney in the Sports Information office at 850.644.3920 (office) or 850.322.6711 (cell) or via email at smccartney@fsu.edu. Florida State coaches and players will be made available to the media at Dick Howser Stadium prior to practices on weekdays.

On game days, FSU coach Mike Martin and requested players will be made available at the conclusion of each game, following a 10-minute cooling off period. Martin will meet with the media in the Tradition Room immediately after addressing the team. Requested FSU players will also be escorted to the Tradition Room by a member of the sports information staff after Martin's interview is completed. All media interviews with players and coaches must be conducted at these times, unless previously arranged through the sports information office. Player contact information will not be shared and interviews outside the established parameters are prohibited. Players are not to be contacted through the use of Twitter, Facebook and other social media avenues.

### **FSU ON THE WEB**

All the game stories, updated stats, weekly releases, photo galleries, live stat links and Seminole baseball news is available 24 hours a day, seven days a week at [www.seminoles.com](http://www.seminoles.com), the official athletic website for Florida State University.

FSU baseball followers active in the social media sphere can tap into up-to-the-moment information by following [Seminole.com](http://Seminole.com) and FSU Baseball on Twitter (@FSUBaseball), Facebook (Facebook.com/FSUBaseball) and Instagram (NoleBaseball). Fans can also follow live stats at [Seminole.com](http://Seminole.com) or [fsu.statbroadcast.com](http://fsu.statbroadcast.com).

### **RADIO**

Florida State will continue its relationship with Adams Radio Group as the flagship radio station for Seminole Baseball in 2019. All games will be carried locally in Tallahassee on WQTL Kool 106.1 FM with Eric Luallen providing all the play-by-play action. From the season opener to all the ACC and NCAA Tournament action beginning in May, WQTL will give FSU fans the best coverage in college baseball.

Out of town listeners for all FSU baseball games can listen to the live radio broadcast FREE OF CHARGE on the official site for Florida State athletics [Seminole.com](http://Seminole.com) or through the Florida State University Gameday app.

### **THE MIKE MARTIN SHOW**

Beginning in February and airing for 15 consecutive weeks, "The Mike Martin Show" provides Seminole fans with recaps of the past week's action, player features and a behind the scenes look at the coach and his nationally-acclaimed baseball program.

Hosted by Associate Athletics Director for Communications Rob Wilson and supervised by Jim Garbarino with Seminole Productions, the 30-minute show airs locally and statewide on Fox Sports affiliates.

The Mike Martin Show and Jim Garbarino have been recognized for excellence multiple times in the shows' production.

## **TELEVISION/INTERNET**

Florida State's rich baseball tradition will once again attract live coverage from cable television networks throughout the Southeast. The Seminoles' strong baseball tradition and Atlantic Coast Conference schedule make Florida State no stranger to television exposure. Seminole baseball will be featured over 50 times on national television or streaming through ESPN3 and the ACC Network Extra.

## **FSU DIGITAL MEDIA & SEMINOLES.COM**

The Digital Media Department is responsible for presenting the Seminoles online. Offices are located on the second floor of the Moore Athletics Center.

The department manages FSU's official site [Seminoles.com](http://Seminoles.com), the official social media platforms for the Seminoles, online stores, auctions, apps, promotional and championship sites.

Also at [Seminoles.com](http://Seminoles.com), fans can find:

- Live game audio featuring Eric Luallen, the voice of Seminole baseball.
- Live in-game stats.
- Unique written and video content aimed at engaging and informing Seminole fans.
- Access to the Florida State Seminole Facebook (Florida State Seminoles Baseball), Twitter (@FSUBaseball) and Instagram (@nolebaseball) accounts.
- Roster, Schedules, Media Guides, Game Notes and more.

## **THE LEE BOWEN RADIO BOOTH**

For 15 years, Lee Bowen served as the voice of the Florida State Seminoles. From Marshall McDougall's record-setting six home run game at Maryland to numerous NCAA postseason appearances, Lee Bowen was Seminole baseball.

Bowen called the action for over 1,000 Florida State baseball games over his 15-year career, including 26 from the College World Series. He was behind the microphone for more than 100 Seminole NCAA postseason games.

He was a one-man show on the road, calling the action from as far as away as Hawaii and California. At home, Bowen teamed with longtime partner Jim Crosby as the many fans sitting at Dick Howser Stadium would listen in as they watched the ballgames. Bowen traveled with the team to the College World Series in Omaha eight times, including the 1999 CWS in which Florida State defeated Stanford in extra innings to advance to the national championship game.

Over his last five years, Bowen was joined in the radio booth by his wife Adrienne. The two were married on June 27, 1999 and Adrienne would often accompany her husband on Seminole baseball road trips.

Bowen, who was instrumental in getting all Florida State baseball games on the radio, also served as the broadcast coordinator for football and men's basketball on FSU's radio network. He began his career as a statistician on the network after he came to Tallahassee from the Burlington Indians of the Appalachian League, where he called play-by-play for the rookie league team.

## **SEMNOLE PRODUCTIONS**

Anyone who has visited the second floor broadcast facilities in the Moore Athletic Center has seen them - the two very large, yet overcrowded trophy cases in the Seminole Productions area. That's because each and every year, Florida State's Seminole Productions is recognized for excellence. With an experienced, award-winning professional staff and talented students, Seminole Productions is viewed as a leader in sports production, graphics, and visual communications. ESPN executives visited the state of the art SP facility and were so impressed, that they set in motion the groundwork to form a strategic partnership with Seminole Productions.

Seminole Productions was the first ACC member to produce a spotlight live event for ESPN's main linear channel when it produced the 2017 NCAA Women's Softball Tallahassee Regional Championship Game and 5 other games that weekend. SP also produced the final home football contest vs LA Monroe for ESPN. Since then, Seminole Productions has produced over 20 Live Linear Events for ESPN and hundreds of ACC Network/ESPN3 broadcasts. ESPN has also contracted Seminole Productions to produce live events and show programming for their sports networks including ACC Network Extra, ESPN3, ESPN2, and ESPNU. SP-produced Live Events for ESPN include Football Pro Day, Football National Signing Day, and Football Spring Games, as well as Baseball, Basketball, Soccer, Softball, Volleyball, Tennis, and also multiple NCAA Championships.

Seminole Productions, with the help of FSU Athletics, also recently completed a multi-million-dollar renovation to its control room's and studio facilities. The new and enhanced state of the art facility is now capable of running multiple network broadcasts and video board productions simultaneously. The new broadcast areas are so advanced that major networks can run their broadcasts out of Seminole Productions control rooms without the need of expensive broadcast TV and satellite trucks. Another round of multimillion dollar upgrades will begin prior to the launch of the ACC Network in 2019.

Established in 1987, Seminole Productions handles virtually every video production need for Florida State Athletics. It produces Inside Seminole Football, Leonard Hamilton, Sue Semrau and Mike Martin TV shows, Seminole Gametime, as well as Seminole Sports Magazine and other contracted shows for major networks. Seminole Productions also provides all of the production elements and support for Seminole Vision, the in-game entertainment productions for all Florida State football, basketball and baseball home contests with more in-venue videoboards coming on-line soon. Creating the perfect blend of high-tech wizardry with outstanding Seminole sports action is a big part of what Seminole Productions is all about. Seminole Productions also provides visual communication support for the government and other agencies throughout the State of Florida.

Over the years, Seminole Productions has won over 300 national and international awards in a variety of production and graphics categories. It has been recognized for its work with Florida State athletics on both TV programs, and for content running on FSU's Big Screen displays. SP staff members were even nominated for multiple Emmy Awards over 3 consecutive years.

Visit [seminoleproductions.fsu.edu](http://seminoleproductions.fsu.edu) for more information.

**UNIVERSITY INFORMATION**

Location.....	Tallahassee, FL
Symbol .....	Seminoles
Colors.....	Garnet and Gold
Enrollment .....	(as of Fall 2018) 41,900
President .....	John Thrasher
Interim Athletic Director .....	David Coburn
Baseball Sport Oversight .....	John Lata
Conference .....	Atlantic Coast Conference
National Affiliation (Division) .....	Division I

**BASEBALL INFORMATION**

Head Coach .....	Mike Martin
Alma Mater .....	Florida State (1966)
Record at Florida State .....	1987-713-4 (40th Season)
Career Coaching Record .....	1987-713-4 (40th Season)
Assistant Coach .....	Mike Martin, Jr. (FSU '95, 22nd Season)
Assistant Coach .....	Clyde Keller (FSU '90, 4th Season)
Undergraduate Assistant Coach.....	Tyler Holt (1st Season)
Baseball Office Phone Number .....	(850) 644-1073
Ticket Office Phone Number.....	(850) 644-1830
Home Field/Capacity .....	Dick Howser Stadium/6,700
Surface/Dimensions.....	Natural Grass/LF-340, CF-400, RF-320

**SID INFORMATION**

Baseball SID .....	Steven McCartney
Phone Number .....	(850) 644-3920
Fax Number.....	(850) 644-3820
Cell Phone .....	(850) 322-6711
Press Box Number .....	(850) 644-1553
Email Address.....	smccartney@fsu.edu
Mailing Address.....	Florida State University
.....	403 Stadium Drive West, Room D0107
.....	Tallahassee, FL 32306
Athletic Website.....	www.seminoles.com
Baseball Twitter.....	@FSUBaseball
Facebook Address.....	Facebook.com/FSUBaseball
Instagram.....	NoleBaseball
Conference Baseball SID .....	Steve Phillips
Email Address.....	sphillips@theacc.org
Conference Website.....	www.theacc.com

**MEDIA INFORMATION**

Radio Station .....	WQTL - 106.1 FM
Play-by-Play Announcer .....	Eric Luallen

**2018 FINAL RANKINGS**

Perfect Game.....	17
Baseball America .....	20
D1Baseball.com .....	21
USA Today/ESPN Coaches Poll.....	21
NCBWA.....	22

**TEAM INFORMATION**

2018 Overall Record .....	43-19
Home Record.....	30-9
Away/Neutral Record.....	9-9/4-1
2018 Conference Record/Finish .....	16-13/4th ACC Atlantic
Home Record.....	8-6
Away Record.....	8-7
2018 ACC Tournament - Durham, N.C. ....	4-0
#6 FSU def. #10 Virginia, 3-2 (10)	
#6 FSU def. #3 NC State, 5-2	
#6 FSU def. #2 Clemson, 5-4	
#6 FSU def. #5 Louisville, 11-8 (10)	
2018 NCAA Tournament.....	0-2
Tallahassee Regional (0-2)	
Samford def. Florida State, 7-6	
Mississippi State def. Florida State, 3-2	
Letterwinners Returning/Lost .....	15/14
Position Players Returning/Lost.....	7/9
Pitchers Returning/Lost.....	8/5
Newcomers .....	19
All-Time School Record (Yrs/Pct.).....	2887-1086-10 (71/.726)
All-Time ACC Record (Yrs).....	489-224-0 (27)
All-Time NCAA Record (Yrs).....	191-126-0 (56)
Years in NCAA Regional (Last) .....	56 (2018, 41 Consecutive)
All-Time College World Series Record (Pct.) .....	29-44-0 (.397)
Years in College World Series (Last) .....	22 (2017)

**2018 ACC TEAM STATS**

Batting.....	266 (8th)
Pitching .....	3.88 (6th)
Fielding Percentage .....	.970 (10th)

**RETURNING STAT LEADERS**

Batting Average .....	Drew Mendoza (.313)
Hits.....	Drew Mendoza (70)
Runs Scored .....	Drew Mendoza (44)
.....	Mike Salvatore (44)
Doubles.....	Drew Mendoza (17)
Triples .....	Drew Mendoza (1)
.....	Mike Salvatore (1)
Home Runs .....	Reese Albert (7)
.....	Drew Mendoza (7)
RBI .....	Drew Mendoza (44)
Stolen Bases.....	Mike Salvatore (8)
ERA (30 + innings pitched) .....	Drew Parrish (2.52)
Innings Pitched .....	Drew Parrish (107.0)
Wins .....	CJ Van Eyk (7)
Strikeouts.....	Drew Parrish (128)
Saves.....	Jonah Scolaro (6)

No	Name	Pos	B/T	Ht	Wt	CI	Hometown/HS/Previous School(s)
2	Nander De Sedas	INF	S/R	6-2	192	FR	Panama City, Panama/Montverde Academy (Fla.)
3	Dakota Gaillard	INF	R/R	6-0	165	FR	Jupiter, Fla./Jupiter
5	Shane Drohan	P	L/L	6-3	200	SO	West Palm Beach, Fla./Cardinal Newman
7	Cade Hungate	INF/P	R/R	6-2	185	FR	Abingdon, Va./Abingdon
8	J.C. Flowers	OF/P	R/R	6-3	190	JR	Orange Park, Fla./Trinity Christian Academy
9	Cooper Swanson	INF	R/R	6-1	205	SO	Fort Myers, Fla./Canterbury School
12	Tyler Ahearn	P	R/R	6-2	195	SO	Jupiter, Fla./IMG Academy
13	Jonah Scolaro	P	L/L	5-10	180	SO	Valrico, Fla./Durant
14	Troy Hamilton	INF	R/R	5-11	155	FR	Royal Palm Beach, Fla./American Heritage
15	CJ Van Eyk	P	R/R	6-1	205	SO	Lutz, Fla./Steinbrenner
16	Mike Salvatore	INF	R/R	6-0	186	SR	Ewing, N.J./Ewing/Northwest Florida State College
17	Clayton Kwiatkowski	P	L/L	6-2	210	JR	Tampa, Fla./Jesuit
18	Cole Beverlin	P	R/R	6-4	180	FR	Port Orange, Fla./Spruce Creek
19	Elijah Cabell	OF	R/R	6-2	195	FR	Winter Park, Fla./TNXL Academy
20	Kyle McMullen	P	R/R	6-2	210	JR	Jupiter, Fla./Jupiter/Palm Beach State College
21	Chris Ruckdeschel	OF	R/R	6-1	190	FR	Davie, Fla./St. Thomas Aquinas
22	Drew Mendoza	INF	L/R	6-5	230	JR	Minneola, Fla./Lake Minneola
23	Reese Albert	OF	L/L	6-2	197	SO	Jupiter, Fla./Jupiter
24	Alec Sanchez	INF	L/R	5-11	195	FR	Jacksonville, Fla./Providence
25	Chase Sanguinetti	OF	L/L	6-0	190	FR	Tampa, Fla./Plant
26	Robby Martin	OF	L/R	6-3	200	FR	Tampa, Fla./Jefferson
27	McGuire Weaver	INF	R/R	5-11	155	FR	Tampa, Fla./Jesuit
29	Austin Pollock	P	L/L	6-3	180	SO	Tallahassee, Fla./Lincoln
30	Antonio Velez	P	L/L	6-1	185	JR	Brandon, Fla./Brandon/Hillsborough Community College
31	Conor Grady	P	R/R	6-2	187	SO	Tampa, Fla./Tampa Catholic
33	Chase Haney	P	R/R	6-6	225	r-JR	Winter Garden, Fla./Windermere Prep
35	Carter Smith	C/INF	L/R	6-1	180	JR	Fort Myers, Fla./Canterbury School/Florida SouthWestern State College
36	Jonathan Foster	C	R/R	6-0	205	SR	LaGrange, Ga./Troup County/Auburn/Chattahoochee Valley Community College
37	Tim Becker	OF	L/R	6-0	185	SR	Wellington, Fla./Palm Beach Central
38	Corey Yawn	P	R/R	6-1	185	FR	Seminole, Fla./Northside Christian
40	Jack Anderson	P	R/R	6-3	185	FR	Tampa, Fla./Jesuit
43	Drew Parrish	P	L/L	5-11	200	JR	Rockledge, Fla./Rockledge
46	Gage Hutchinson	P	R/R	6-1	185	r-SR	Port Orange, Fla./Spruce Creek/Daytona State College
51	Nico Baldor	INF	L/R	6-2	195	JR	Tampa, Fla./Jesuit/Miami
63	Matheu Nelson	C	R/R	5-11	195	FR	Largo, Fla./Calvary Christian

**Head Coach:** 11 Mike Martin (Florida State, 1966) - 40th Season at Florida State  
**Assistant Coach:** 4 Mike Martin, Jr. (Florida State, 1995) - 22nd Season at Florida State  
**Assistant Coach:** 41 Clyde Keller (Florida State, 1990) - 4th Season at Florida State  
**Undergraduate Assistant Coach:** 1 Tyler Holt - 1st Season at Florida State  
**Strength & Conditioning Coach:** Jamie Burleson (South Carolina, 2012)

**Director of Baseball Operations:** Chip Baker (High Point, 1980)  
**Bullpen Catcher:** 28 Jamie Johnson  
**Bullpen Catcher:** 42 Trent Herzog  
**Clubhouse & Equipment Manager:** Andrew DeGood (Trine, 2014)  
**Athletic Trainer:** Brandon Stone (Florida State, 2010)

## Pronunciation Guide

Tyler AHEARN	A-hern	Clayton KWIATKOWSKI	Quit-cow-ski
Nico BALDOR	BAL (rhymes w/ pal)-door	MATHEU Nelson	Matthew
Cole BEVERLIN	BEV-er-lynn	Chris RUCKDESCHEL	Ruck-da-shell
Elijah CABELL	Cuh-bell	Mike SALVATORE	Sal-va-TOR
NANDER DE SEDAS	NAN-der duh Say-doss	Chase SANGUINETTI	San-guin-net-E
Shane DROHAN	Dro-HANN	Jonah SCOLARO	Sco-lar-o
Dakota GAILLARD	GAL-erd	CJ Van EYK	Ike
Chase HANEY	Hay-knee	Antonio VELEZ	Vell-ez

## Roster Breakdown by Class

**FRESHMAN (14)**  
 Anderson, Beverlin, Cabell, De Sedas, Gaillard, Hamilton, Hungate, Martin, Nelson, Ruckdeschel, Sanchez, Sanguinetti, Weaver, Yawn

**SOPHOMORES (8)**  
 Ahearn, Albert, Drohan, Grady, Pollock, Scolaro, Swanson, Van Eyk

**JUNIORS (9)**  
 Baldor, Flowers, Haney, Kwiatkowski, McMullen, Mendoza, Parrish, Smith, Velez

**SENIORS (4)**  
 Becker, Foster, Hutchinson, Salvatore

# PHOTO ROSTER



**2**  
Nander De Sedas  
INF, S/R, 6-2, 192  
FR, Panama City,  
Panama



**3**  
Dakota Gaillard  
INF, R/R, 6-0, 165  
FR, Jupiter, Fla.



**5**  
Shane Drohan  
LHP, L/L, 6-3, 200  
SO, West Palm Beach,  
Fla.



**7**  
Cade Hungate  
INF/P, R/R, 6-2, 185  
FR, Abingdon, Va.



**8**  
J.C. Flowers  
OF/P, R/R, 6-3, 190  
JR, Orange Park, Fla.



**9**  
Cooper Swanson  
INF, R/R, 6-1, 205  
SO, Fort Myers, Fla.



**12**  
Tyler Ahearn  
RHP, R/R, 6-2, 195  
SO, Jupiter, Fla.



**13**  
Jonah Scolaro  
LHP, L/L, 5-10, 180  
SO, Valrico, Fla.



**14**  
Troy Hamilton  
INF, R/R, 5-11, 155  
FR, Royal Palm Beach,  
Fla.




**15**  
CJ Van Eyk  
RHP, R/R, 6-1, 205  
SO, Lutz, Fla.



**16**  
Mike Salvatore  
INF, R/R, 6-0, 186  
SR, Ewing, N.J.



**17**  
Clayton Kwiatkowski  
LHP, L/L, 6-2, 210  
JR, Tampa, Fla.



**18**  
Cole Beverlin  
RHP, R/R, 6-4, 180  
FR, Port Orange, Fla.



**19**  
Elijah Cabell  
OF, R/R, 6-2, 195  
FR, Winter Park, Fla.




**20**  
Kyle McMullen  
RHP, R/R, 6-2, 210  
JR, Jupiter, Fla.




**21**  
Chris Ruckdeschel  
OF, R/R, 6-1, 190  
FR, Davie, Fla.



**22**  
Drew Mendoza  
INF, L/R, 6-5, 230  
JR, Minneola, Fla.



**23**  
Reese Albert  
OF, L/L, 6-2, 197  
SO, Jupiter, Fla.



**24**  
Alec Sanchez  
INF, L/R, 5-11, 195  
FR, Jacksonville, Fla.



**25**  
Chase Sanguinetti  
OF, L/L, 6-0, 190  
FR, Tampa, Fla.



**26**  
Robby Martin  
OF, L/R, 6-3, 200  
FR, Tampa, Fla.



**27**  
McGuire Weaver  
INF, R/R, 5-11, 155  
FR, Tampa, Fla.



**29**  
Austin Pollock  
LHP, L/L, 6-3, 180  
SO, Tallahassee, Fla.



**30**  
Antonio Velez  
LHP, L/L, 6-1, 185  
JR, Brandon, Fla.



**31**  
Conor Grady  
RHP, R/R, 6-2, 187  
SO, Tampa, Fla.



**33**  
Chase Haney  
RHP, R/R, 6-6, 225  
r-JR, Winter Garden,  
Fla.



**35**  
Carter Smith  
C/INF, L/R, 6-1, 180  
JR, Fort Myers, Fla.




**36**  
Jonathan Foster  
C, R/R, 6-0, 205  
SR, LaGrange, Ga.




**37**  
Tim Becker  
OF, L/R, 6-0, 185  
SR, Wellington, Fla.



**38**  
Corey Yawn  
RHP, R/R, 6-1, 185  
FR, Seminole, Fla.



**40**  
Jack Anderson  
RHP, R/R, 6-3, 185  
FR, Tampa, Fla.



**43**  
Drew Parrish  
LHP, L/L, 5-11, 200  
JR, Rockledge, Fla.



**46**  
Gage Hutchinson  
RHP, R/R, 6-1, 185  
r-SR, Port Orange, Fla.



**51**  
Nico Baldor  
INF, L/R, 6-2, 195  
JR, Tampa, Fla.



**63**  
Matheu Nelson  
C, R/R, 5-11, 195  
FR, Largo, Fla.



**11**  
Mike Martin  
Head Coach  
Florida State, '66



**4**  
Mike Martin, Jr.  
Assistant Coach  
Florida State, '95



**41**  
Clyde Keller  
Assistant Coach  
Florida State, '90



**1**  
Tyler Holt  
Assistant Coach  
Florida State, '19

# MIKE MARTIN FIELD AT DICK HOWSER STADIUM



Located on the campus of Florida State University, Dick Howser Stadium has welcomed more than four million people since it was opened in 1983 and has provided fans with the feeling of having “the best seat in the house” to watch the finest in college baseball action. On April 2, 2005, Florida State University dedicated the field at Dick Howser Stadium to current head coach Mike Martin. Florida State’s skipper for the last 39 years coaches on the diamond bearing his name, Mike Martin Field at Dick Howser Stadium.

Florida State’s players and coaches enjoy the convenience and luxury of a clubhouse and locker room currently located behind the Seminole dugout. The Griffin Family Clubhouse was moved to the first base side for the 2004 season as the construction process was completed. The locker room contains a personalized wooden locker for each player, a separate locker room for the Seminole coaches and trainers, and a video area where FSU players and coaches can watch film. Stadium capacity increased to 6,700 as additional seats were added during the two-year construction process.

The stadium also houses all of the baseball offices. The coaches’ offices overlook the stadium behind home plate. There is also a training room adjacent to the clubhouse, and the weight room was renovated prior to the 2019 season and now covers over 1,800 square feet of workout space and state-of-the-art equipment from Sorinex Exercise Equipment.

There are on-going efforts to keep Dick Howser Stadium one of the top facilities in college baseball. Truly a “player’s ballpark,” the stadium has had many upgrades even since the \$12 million renovation was completed. In 2005 an upgraded \$50,000 sound system was installed and an enhanced exterior brick façade as the outfield walls now match the exterior grandstand of the stadium. During the summer of 2011, the field underwent a major face lift in which a new drainage system was put in place in the outfield. New sod was also laid in both the infield and outfield, while new clay was deposited in the infield to regulate moisture. The foul territory, from the edge of the outfield grass in front of the first base dugout all the way around to the third base dugout, was lined with turf.

In 2018, Florida State unveiled a new video scoreboard, at the time the second-largest in college baseball. Standing over 60 feet high and totaling 1,981 square feet, it is nearly

seven times larger than the previous board that had stood since 2004. Along with the expanded video screen, the structure was upgraded and enhanced to attract fans to the best venue in the country for college baseball.

Dick Howser Stadium, named after the late Kansas City Royals and Florida State manager who was also Florida State’s first-ever baseball All-American, is a showcase befitting one of the top collegiate teams in the nation. From the beautifully manicured playing surface to the chair back seats, Howser Stadium is one of the best places in the country to watch a college baseball game.

In 2014, Dick Howser Stadium was rated as one of the top 100 best stadium experiences across all sports in the United States and Canada and one of just eight college baseball stadiums to make the ranking.

Florida State annually ranks in the top 15 nationally in attendance. In 2008, Florida State set the single-season record for total home attendance (202,132) marking the first time in school history that more than 200,000 fans turned out for a single season. In 2014, the Seminoles’ average home attendance eclipsed 5,000 for the first time in school history as FSU averaged 5,019 fans over 34 home games. The Seminole faithful helped reach a new landmark in 2009, when the 39-game home slate brought 184,227 fans to the ballpark, pushing FSU’s all-time home attendance past three million, and in 2015, total attendance passed four million.

The top three crowds in Dick Howser Stadium history all came during one week of the 2008 season. FSU surpassed 6,000 fans three times in 2012, twice in 2013, five more times in 2014 and twice in 2015. When you consider that the one-millionth fan walked through the gates of Dick Howser Stadium in 1994 – only its 12th season of operation – and three million more made the same trek over the next 21 years, there is little doubt that the Seminoles remain a top draw. Since the 1983 opening, FSU has averaged over 3,000 fans per game and more recently the Seminoles have averaged over 4,000 fans for 13 straight seasons.

The Seminole faithful set the standard for all others in the ACC as more than 100,000 FSU fans have attended games at Dick Howser Stadium each of the last 17 years. No ACC school has drawn as many fans in the new millennium.

Seminole fans are simply the best and most

knowledgeable in college baseball. Although they live and die with their Seminoles, the FSU faithful are known nationwide for their sportsmanship and appreciation of good baseball – by both teams. Fans, along with the stadium and a professional game operation, are a large reason that Mike Martin Field at Dick Howser Stadium has been chosen as an NCAA Regional Tournament site 32 times in 36 years since its opening in 1983. Dick Howser Stadium has also served as host to 11 Super Regionals since the new postseason format was adopted in 1999.

The stadium was dedicated in honor of Dick Howser in March of 1988 prior to an exhibition game between Florida State and the Kansas City Royals, two of Howser’s former teams. As part of the stadium dedication, Kansas City all-stars George Brett and Bo Jackson helped unveil a new \$150,000 matrix scoreboard and a bronze bust of Howser, which currently stands in Haggard Plaza near the first base entrance.

## TOP 20 DICK HOWSER STADIUM CROWDS

No.	Opponent	Date	Attendance
1.	Miami	4/19/08	6,789
2.	Miami	4/18/08	6,756
3.	Florida	4/15/08	6,737
4.	Florida	4/10/12	6,730
5.	Florida	4/9/13	6,719
6.	Miami	4/15/06	6,715
7.	Miami	4/14/06	6,700
8.	Florida	4/14/15	6,634
9.	Miami	3/1/14	6,593
10.	Florida	4/18/07	6,574
11.	Georgia	2/22/14	6,568
12.	Duke	4/13/13	6,561
13.	Auburn	3/1/08	6,544
14.	Florida	4/13/10	6,526
15.	Texas	6/8/03	6,524
16.	Florida	4/8/14	6,514
17.	Auburn	6/4/05	6,398
18.	Florida	3/30/05	6,393
19.	Miami	4/10/04	6,387
20.	Florida	4/12/11	6,357



# MIKE MARTIN FIELD AT DICK HOWSER STADIUM

Mike Martin Field at Dick Howser Stadium has come a long way in the last two decades. Old Seminole Field was christened Seminole Stadium March 28, 1983, after a \$1 million renovation was completed on the park. Wooden bleachers were replaced with a two-tier concrete grandstand seating 2,500. Modern concession areas, restrooms and a press box complete with separate booths for radio and television broadcasts were also added.

Prior to the 1986 season, a screen was added to the top of the right field wall, increasing in five-foot increments from 20 feet in the power alley to 30 feet in right field – giving a unique effect.

The playing field itself is also often compared to that of a major league park. The FSU grounds crew oversees the everyday upkeep of the playing surface and surroundings, spending hours on the field year-round. The dedication and hard work were rewarded in the fall of 2001, when Dick Howser Stadium was named the best collegiate baseball field in the country. Often taken for granted, the grounds crew gives Mike Martin Field at Dick Howser Stadium a playing field unsurpassed by any collegiate team in the nation.

The beautiful home of Florida State's baseball Seminoles, from the Mike Loynd Tradition Room and the Griffin Family Clubhouse to the top-notch playing field and overall family atmosphere, is indeed a fitting tribute to one of FSU's greatest alumni, Dick Howser

Florida State played from 1948-1953 at Centennial Field in Downtown Tallahassee, the former site of Florida State football before Doak S. Campbell Stadium was built. On March 18, 1954, the baseball program played its first games on the current site of Dick Howser Stadium on campus.



### Mike Loynd Tradition Room

The Mike Loynd "Tradition Room", located underneath the first base stands, holds an attractive showcase which tells the story of the great players, award-winners and tremendous FSU teams of the past. Trophies and plaques depicting Florida State's baseball success through the years adorn the walls. It also provides a comfortable lounge area adjacent to the FSU clubhouse.

Separate wall displays, attractively back-lit, are devoted to Florida State All-Americans, former Seminoles in the pros and FSU's 22 College World Series teams and 19 conference championships. Another wall is lined with FSU's most recent tournament and conference championship trophies, as well as replicas of the Golden Spikes Awards of Mike Loynd, Mike Fuentes, J.D. Drew and Buster Posey.

The Mike Loynd Tradition Room, built thanks to the generous donation of former Florida State All-American Mike Loynd, serves as a showcase for the great tradition which is Florida State baseball.

### The Griffin Family Clubhouse

Former Seminole first team All-American John-Ford Griffin grew up in a Garnet & Gold home. Both his father Bill and mother Carla attended FSU as well as his two sisters. So it seems appropriate one of the greatest Seminole baseball players, along with his entire family, have their names adorning the Seminole Clubhouse. Out of appreciation to the family for a generous gift when the school was renovating Dick Howser Stadium, FSU named one of the nation's top locker rooms in honor of the family as Seminole players now prepare for games and practices in the Griffin Family Clubhouse.

The clubhouse is one of the most impressive in the nation with personalized wooden lockers, a big screen television, a state-of-the-art sound system and every comfort current and future Seminoles could ever ask for.

"Phenomenal" was the first word that came to mind when former Seminole Doug Mientkiewicz first toured the Griffin Family Clubhouse. "I walked into the clubhouse for the first time and I said, 'This is better than 95% of the big league clubhouses.' The clubhouse at Fenway, when we won the World Championship in 2004, was about the size of this room. If it's not the best, I'd like to see the best in college baseball. To me this is the best place to be and this is the best place to play."



### SEASON BY SEASON HOME ATTENDANCE TOTALS (SINCE OPENING OF STADIUM IN 1983)

Year	Dates	Total	Average
1983 <sup>A</sup>	30	57,575	1,919
1984	51	72,518	1,422
1985	58	103,552	1,785
1986	45	118,897	2,642
1987	43	86,209	2,005
1988	46	86,628	1,884
1989	46	87,240	1,896
1990	40	106,081	2,652
1991	40	109,549	2,739
1992	41	90,278	2,202
1993	40	80,757	2,019
1994	42	106,352	2,532
1995	35	85,137	2,432
1996	36	72,382	2,010
1997	38	98,622	2,595
1998	32	62,128	1,941
1999	40	102,931	2,573
2000	41	114,651	2,796
2001	37	91,520	2,474
2002	44	129,013	2,932
2003	40	131,223	3,281
2004	35	115,680	3,305
2005	38	171,643	4,516
2006	37	163,587	4,421
2007	41	183,534	4,476
2008	41	202,132	4,930
2009	39	184,227	4,724
2010	37	172,149	4,652
2011	38	176,859	4,654
2012	38	174,180	4,583
2013	40	183,770	4,594
2014	34	170,651	5,019
2015	36	152,988	4,134
2016	39*	158,851	4,180
2017	42	177,421	4,224
2018	39	169,933	4,357
TOTAL	1,439	4,550,848	3,163

<sup>A</sup>Stadium opened in middle of 1983 season

\*Includes one game not counted toward attendance totals.

### DICK HOWSER STADIUM QUICK FACTS

Capacity	6,700	Opening Crowd	1,305
Dimensions	340 LF 400 CF 320 RF	First Run	Tommy Zoeller (FSU)
Alleys	365 LC 360 RC	First Hit	Tommy Zoeller (FSU, single to LF)
Height of Wall	10'	First RBI	Danny Dowell (FSU, single scored Zoeller)
Height of RF Screen	30'	First Batter	John Morse (LSU)
Playing Surface	Natural Grass (Bermuda)	First Putout	Rick Figueredo (FSU, 5-3 putout on Morse)
Opening Day	March 29, 1983	First Assist	Mark Barineau (FSU, on Morse grounder)
Result	LSU 15, FSU 5	First Double	Ronnie Corbett (LSU, 6th Inn.)
First FSU Win	March 30, 1983	First Triple	Ronnie Corbett (LSU, 8th Inn.)
Result	FSU 10, LSU 5	First Homerun	Rick Figueredo (FSU, 5th Inn.)





***STAFF***



***HONORS***



***PLAYERS***



***RESULTS***



***REVIEW***



***PROS***



***RECORDS/  
STATS***



***ADMIN***



**MIKE MARTIN**

Head Coach  
Florida State 1966  
40th Season

FSU & Career Record: 1,987-713-4

Mike Martin will cap a 40-year head coaching career at Florida State in 2019 after announcing in June the upcoming season will be his last leading the Seminoles. Martin became the all-time winningest coach in college baseball history in 2018 and takes a 1,987-713-4 record into the 2019 campaign.

Martin and the Seminoles won 43 games in 2017, the 41st consecutive season FSU has won at least 40 games, by far the longest active streak in the country (the next closest school is Louisville, with seven). FSU earned the No. 7 national seed in the NCAA Tournament, the 41st straight year FSU has reached the postseason, also the longest active streak in the country.

Martin passed the late Augie Garrido (1,975) for the wins record with a 3-2, 13-inning win at No. 9 Clemson on May 5, 2018. FSU would also beat the Tigers in the ACC Tournament semifinals en route to a second-consecutive (eighth overall) ACC Championship.

Along with the most wins in college baseball, Martin also has the best winning percentage among active head coaches, sporting a .736 win percentage to go along with 16 trips to the College World Series.

Martin, a man whose uniform number - 11 - is universally substituted among FSU faithful, is a member of the Florida Sports Hall of Fame (inducted 2005), the American Baseball Coaches Association Hall of Fame (2007) and his home-state North Carolina Sports Hall of Fame (2018). Including five years as Florida State's first full-time assistant coach from 1975-79 and two years as a player from 1965-66, Martin has been associated with Florida State for 47 of the program's 72 seasons.

Of the 3,981 baseball games played in FSU history, Martin has been involved in 3,088 of those in some capacity. Even more impressively, he's been on the field or in the dugout for 2,271 of the Seminoles' 2,887 all-time victories.

Despite losing 2017 All-American Tyler Holton on Opening Day, Martin and the 2018 Seminoles won a second-consecutive ACC Championship and earned the No. 7 national seed and hosted postseason baseball in Tallahassee for the 12th straight year. Catcher Cal Raleigh led FSU with a .326 batting average and was one of seven Seminoles taken in the 2018 MLB Draft, going 90th overall to the Seattle Mariners.

Sophomore Drew Parrish led the Seminoles on the mound, finishing with a 5-1 record and a 2.52 earned run average to earn first team All-ACC honors along with Raleigh. Parrish's 128 strikeouts helped lead FSU to 635 on the season, the most in the country and seventh-most in school history.

FSU has won back-to-back ACC Championships, the first school since Wake Forest in 1998-99 to win consecutive ACC titles. Including a 2015 ACC Championship and an appearance in the 2016 ACC title game, the Seminoles have compiled a 15-1 record and played for the title each of the past four seasons.

The 2017 season was a return to Omaha for FSU, reaching the College World Series for the first time since 2012 behind nine MLB Draft picks, including shortstop Taylor Walls and third baseman Dylan Busby in the third round. The Seminoles beat Sam Houston State 19-0, the largest Super Regional victory in college baseball history, to reach the College World Series for the 22nd time in school history and 16th time under Martin.

The nine players taken in the MLB Draft were the most for FSU since 1995, when 10 Noles were selected. Holton was a first team All-American, while Busby and freshman Drew Mendoza were named to the College World Series All-Tournament Team.

DJ Stewart, the leader of the 2015 ACC Championship team, was drafted in the first round of the 2015 MLB Draft, taken 25th overall by the Baltimore Orioles. Stewart is the most recent of Martin's 19 first round draft picks and made his MLB debut in September 2018.

In 2012, Martin led the Seminoles to the 50-win plateau for the 24th time in school history, while guiding FSU to its 15th College World Series appearance. In a season that started with many uncertainties (most notably on the mound), those questions were quickly answered under the first-year tutelage of pitching coach Mike Bell. Florida State ascended to the top of the rankings and stayed there for seven weeks as the Seminoles dominated play in the Atlantic Coast Conference finishing with a 24-6 record en route to a sixth-straight Atlantic Division title (finished with eight consecutive Atlantic Division titles between 2007-14). The 24 wins tied a league record for the most victories, a mark established by two other teams including Martin's 2008 squad. One of those wins, a 6-1 victory over Miami on April 21, pushed Martin ahead of Bill Wilhelm as the ACC's all-time wins leader for conference wins. The Seminoles went undefeated during NCAA Regional and Super Regional play posting wins over UAB, Samford and Stanford to earn a trip to Omaha, where they won two games to finish in the top four of the national polls for the first time since 2000. At the end of the year, Martin was recognized as Baseball America's College Coach of the Year for the first time in his illustrious career.

With Martin at the helm since 1980, the Seminoles have won 19 conference championships with 11 from the Metro Conference and eight in the ACC. FSU has played in the conference title game in seven of the last 10 years.


Quite naturally, Martin's accomplishments have been recognized, as he has claimed conference coach of the year honors 13 times; six times in the Metro Conference and seven times in the ACC with his latest coming in 2012. In all, Martin's Seminoles have collected 135 All-ACC honors and 139 All-America honors, including 35 first team All-Americans. Furthermore, he has coached seven players - Mike Fuentes, Mike Loynd, J.D. Drew, Shane Robinson, Tony Thomas, Jr., Buster Posey and James Ramsey - who were named National Player of the Year.

Over the past three decades, Martin hasn't only produced great players - he has developed a program that consistently turns out great teams. Florida State has the second-highest winning percentage of all-time (.72586), joining Texas (.72594) and Miami (.704) as the only schools to win over 70 percent of their games. Furthermore, the Seminoles' 2,887 wins over 71 seasons are the sixth-most all-time. The Seminoles are the youngest program among the Top 50 winningest Division I programs - Miami (74 seasons), Fresno State (90), UCLA (99), San Diego State (86), Wichita State (82) and Arkansas (96) are the only other schools in the Top 50 with fewer than 100 seasons played.

The five schools ahead of Florida State on the all-time wins list average over 134 seasons played.

Since the start of the 2000 season, Florida State has won more games (908) than any other program. Since 1990, no Division I school has more top 10 finishes, 50-plus win seasons or participated in more NCAA Regionals.

What Martin and the Seminoles have accomplished from 1990 to the present may rank as one of the great feats in college athletics. Beyond their staggering success in the regular season, the Seminoles have flourished in the postseason. From their 29 consecutive NCAA Regional appearances - 25 as the hosts - the Seminoles have finished their season at the College World Series 12 times. Since the NCAA instituted Super Regional play in 1999, FSU has reached the penultimate postseason round 16 times and played host at Dick Howser Stadium on 11 occasions.





## MARTIN'S CAREER AT FLORIDA STATE

### Player (2 years)


YEAR	W-L-T	PCT
1965	32-11-1	.739
1966	39-13	.750

### Assistant Coach (5 years)

YEAR	W-L-T	PCT
1975	49-10	.831
1976	40-16	.714
1977	37-13	.740
1978	44-18	.710
1979	43-17-1	.713

### Head Coach (39 years)

YEAR	W-L-T	PCT	
1980	51-12-0	.809	
1981	56-23-0	.709	
1982	56-17-1	.764	
1983	55-18-1	.750	
1984	55-29-0	.655	
1985	59-23-0	.720	
1986	61-13-0	.824	
1987	55-18-0	.753	
1988	50-18-1	.732	
1989	54-18-0	.750	
1990	57-15-0	.792	
1991	57-14-0	.789	
1992	49-21-0	.700	
1993	46-19-0	.708	
1994	53-22-0	.706	
1995	53-16-0	.768	
1996	52-17-0	.754	
1997	50-17-0	.746	
1998	53-20-0	.726	
1999	57-14-0	.800	
2000	53-19-0	.736	
2001	47-19-0	.712	
2002	60-14-0	.811	
2003	54-13-1	.801	
2004	45-23-0	.662	
2005	53-20-0	.726	
2006	44-21-0	.676	
2007	45-13-0	.776	
2008	54-14-0	.794	
2009	45-18-0	.714	
2010	48-20-0	.706	
2011	46-19-0	.708	
2012	50-17-0	.746	
2013	47-17-0	.734	
2014	43-17-0	.717	
2015	44-21-0	.677	
2016	41-22-0	.651	
2017	46-23-0	.667	
2018	43-19-0	.694	
<b>TOTALS</b>	(46 years)	2,271-811-6	.736
<b>HC</b>	<b>(39 years)</b>	<b>1,987-713-4</b>	<b>.736</b>
Asst. Coach	(5 years)	213-74-1	.741
Player	(2 years)	71-24-1	.745
ACC Record	(27 years)	489-224-0	.692
NCAA Tourn.	(39 years)	149-88-0	.629



The 2008 Seminoles snapped a seven-year drought between CWS appearances - the longest in Martin's tenure - by rolling up a 54-14 record, which included an ACC-record 24-6 league mark. Led by consensus All-American and National Player of the Year Buster Posey, the Seminoles slugged their way back into the national spotlight. With five All-ACC players in the fold, FSU produced a nation-leading and ACC-record .355 batting average to go along with 103 home runs. Along the way the group delivered Martin his 1,500th career victory, fittingly in a 17-8 rout of Georgia Tech.

From 1990-1999, Florida State made seven CWS appearances, including a program-best stretch of three consecutive (1994-96). The '99 Seminoles provided the caper. They came through the ACC schedule with a 22-2 mark - the best winning percentage in league history - which helped Martin land coach of the year honors. Marshall McDougall, who left the nation buzzing about FSU baseball when he slammed an NCAA-record six home runs in a single game at Maryland earlier in the season, helped the Noles roll through the Regional and Super Regional rounds at home. In Omaha, FSU rallied from a second-round loss to reach the title game by beating Stanford 14-11 in 13 innings. The dream season ended with a heart-breaking, 6-5 loss to Miami with a title on the line.

Beyond the 527 wins in the 10-year stretch, there were plenty of memories. Martin, who would post his 1,000th career victory in 1998 against Jacksonville, had a chance to coach his son - catcher Mike Martin, Jr., now in his 22nd season as an assistant for the Seminoles - for three seasons. He also filled out lineup cards with names like Paul Wilson, Doug Mientkiewicz, Jonathan Johnson and Eduardo Perez. The Seminoles joined the ACC in 1992, posting the league's best record three times, while winning two tournament titles during the decade.

In short, Martin's Seminoles of the 1990s raised the standard of excellence established under his direction throughout the 1980s. The Seminoles won nine Metro Conference Tournament titles and made three College World Series appearances between 1980 and 1989, thanks to the likes of Mike Fuentes, Jeff Ledbetter, Luis Alicea, Mike Loynd, Paul Sorrento and Richie Lewis.

Winning alone, however, does not define Martin's brilliant career. The 2001 team got a first-hand reminder of that prior to a series at Stanford. Leaving the San Francisco airport, Martin and assistant Chip Baker, now the team's Director of Operations, gained control of the team's charter bus after the driver suffered a fatal heart attack, safely guiding the bus to the side of a busy freeway. Martin and Baker were presented with the university's prestigious Westcott Award for their bravery in saving the lives of players and staff.

Throughout his career, Martin has stressed the importance of developing true student-athletes. The Seminoles must first win and lose with class; a direct reflection on the man who leads the program. In six seasons of presenting the ACC Sportsmanship Award, Martin's Seminoles won the award twice. Academically, Florida State has been a fixture among the top teams in the ACC for overall GPA. Led by two-time ACC Baseball Scholar-Athlete of the Year James Ramsey, the Seminoles placed a league-best and school record nine student-athletes on the 2012 All-ACC Academic Team. Gage Smith was then recognized as the ACC Scholar-Athlete of the Year in back-to-back years in 2013 and 2014 and over that two-year stretch, Florida State led the ACC with a league-best 14 Seminoles named to the All-ACC Academic Team. In all, Florida State baseball student-athletes have been selected to the academic team of distinction 69 times since its 2006 inception, while leading the conference six times in 13 years. Five times the ACC Scholar-Athlete of the Year has been awarded to a Seminole with Buster Posey winning the award in its inaugural season in 2008 before Ramsey (2011-12) and Smith (2013-14) each won the league's top academic honor twice.

# FSU HEAD COACH MIKE MARTIN

Ramsey finished his senior campaign as the 2012 Capital One Baseball Academic All-America of the Year and was named a first team Academic All-American for the second straight year joining Greg Gromek as the only Seminoles to be named a two-time first team Academic All-America in program history. Adding to the academic accolades in 2008, Posey was named the CoSIDA Academic Player of the Year - the first of its kind for the FSU Baseball program. Smith, along with teammate DJ Stewart, garnered Academic All-America accolades in 2014, earning a spot on the second and third team, respectively.

There's no question that the Seminoles' outstanding character in the most difficult of times stems directly from their head coach. When Martin transferred to FSU from Wingate Junior College in 1965 to play centerfield for the Seminoles, it marked the beginning of a love affair that has never ended. His love for the game of baseball is matched only by the success he has had teaching it to aspiring players.

## MARTIN'S CAREER HIGHLIGHTS

- » Most wins in college baseball history (1,987)
- » Highest career winning percentage among active DI collegiate coaches (.736)
- » Inducted into the American Baseball Coaches Association Hall of Fame in 2007
- » Inducted into the Florida Sports Hall of Fame in 2005
- » Inducted into the North Carolina Sports Hall of Fame in 2018
- » All 24 of Florida State's 50-win seasons have come under Mike Martin
- » 41 consecutive NCAA Regional appearances (39 as head coach) and 41 consecutive 40-win seasons (39 as head coach)
- » 16 trips to the College World Series
- » 19 conference championships (11 Metro Conference, 8 Atlantic Coast Conference - 95, 97, 02, 04, 10, 15, 17, 18)
- » Eight consecutive ACC Atlantic Division Championships (2007-2014) including setting the school record for the most conference wins in a season with a 24-6 mark in 2008 & 2012
- » Produced 19 first round draft picks with 17 coming since 1990
- » Players have received 139 All-America and 135 All-ACC honors, including a record four Golden Spikes winners
- » Seven-time ACC Coach of the Year - 1996, 1998, 1999, 2001, 2007, 2009, 2012
- » Six-time Metro Conference Coach of the Year
- » Garnered Baseball America College Coach of the Year honors for the first time in his career in 2012
- » FSU has finished a season ranked in the top 15 nationally 33 times in Martin's 39 years as FSU head coach
- » Named to FSU's list of 100 distinguished graduates in celebration of the FSU Alumni Association centennial

From the continuous facility upgrades to the coaching staff to the unmatched community support, Martin has improved an already strong Seminole baseball tradition with every season. Just when it seems that the program can reach no higher plane, something bigger and better comes along. When Martin took over in 1980, it was taboo to mention "Omaha" around the ball club. No one wanted to jinx an FSU team that had made it to the College World Series only three times in the previous 16 seasons. After taking the Seminoles to that hallowed ground in his very first year, Martin would eventually make Omaha not only a household word, but a second home to the Seminoles, leading the program there 16 times.

Martin began his career by whipping off 12 consecutive 50-win seasons. Interrupted by 49- and 46-win campaigns in 1992 and 1993, he followed with another streak of 50-plus wins in seven straight seasons from 1994 to 2000.

He began coaching junior high baseball and basketball, before taking over as the head basketball coach at Tallahassee Community College. Martin spent three seasons coaching basketball at nearby Godby High School before Woody Woodward was hired as FSU's baseball coach in 1975. Martin joined the Seminoles' staff and served as Woodward's top assistant for four years, then added one more under Dick Howser.

In 1980, Martin's head coaching dream came true and remains a thrill to this day. The winner of more games than the first seven FSU coaches combined, he has been an NCAA Tournament participant for 41 consecutive years, counting his last two seasons as an assistant. Martin has pulled on the FSU uniform in Omaha for 18 of the program's 22 trips as either a player, assistant or head coach.

Over the course of his career he's shared that wisdom with FSU's 214 Major League Baseball draft picks, eight National Players of the Year and four Golden Spikes Award winners.

Martin's passion for the game and working with young people makes him a popular public speaker throughout the Southeast. His involvement through the years with the Fellowship of Christian Athletes provides another avenue for reaching out to others.

In August 2017, Martin delivered the commencement address for Florida State's summer graduates, the first time in his career he was so honored. In early 2018, Martin was inducted into the North Carolina Sports Hall of Fame.

In 2004, Martin was honored by the two schools he attended as an undergraduate. Wingate University (then Wingate Junior College), where he spent two years before transferring to FSU, bestowed upon him the honor of Distinguished Alumnus. He was also presented the Bernard F. Sliger Award for Service, named after Florida State's 11th president, which is the highest honor accorded by the Alumni Association. In January of 2015, the Martin Family, longtime supporters of Tallahassee Memorial HealthCare's children's center and newborn intensive care unit, were honored as the children's playroom at TMH was named the "Mike Martin Family Playroom."

A 1966 graduate of Florida State, Martin earned his Master's degree in 1971. He and wife Carol have three children, Mary Beth, Melanie and Mike, Jr., who is entering his 22nd season as an assistant coach to his father, and four grandchildren. Mary Beth and husband Tom Buchanan are the parents of Martin's grandchildren Hannah Elizabeth and Lexi. Mike, Jr. is the parent of Tyler and T.J.



## MOST WINS, NCAA BASEBALL HISTORY

Coach	YRS.	W-L-T	PCT.
1. Mike Martin, Florida St.	39	1,987-713-4	.736
2. Augie Garrido, 5 schools	48	1,975-951-9	.674
3. Gene Stephenson, Wichita St.	36	1,768-675-3	.723
4. Mark Marquess, Stanford	41	1,627-878-7	.649
5. Jim Morris, 2 schools	37	1,594-716-4	.690
6. Larry Hays, 2 schools	38	1,508-860-4	.637
7. Chuck Hartman, 2 schools	47	1,444-816-8	.638
8. Mike Fox, 2 schools	35	1,429-521-5	.733
9. Cliff Gustafson, Texas	29	1,427-373-2	.792
10. Paul Mainieri, 4 schools	36	1,415-721-7	.662

## BEST WIN PERCENTAGE, ACTIVE COACHES

Coach	YRS.	W-L-T	PCT.
1. Mike Martin, Florida St.	39	1,987-713-4	.736
2. Mike Fox, UNC	35	1,429-521-5	.732
3. Brian O'Connor, UVA	15	668-264-2	.716
4. Dan McDonnell, Louisville	12	554-222-0	.714
5. Kevin O'Sullivan, Florida	11	497-229-0	.685
6. Jim Schlossnagle, TCU	17	725-342-0	.679
7. Gary Gilmore, Coastal Caro.	29	1,180-578-3	.671
8. Monte Lee, Clemson	10	409-202-0	.669
9. Greg Lovelady, UCF	5	199-99-0	.668
10. Jeff Duncan, Kent. St.	5	188-95-0	.664



## ALL ABOUT MIKE MARTIN

### BORN:

February 12, 1944 in Charlotte, NC

### HIGH SCHOOL:

Garinger High School, Charlotte, NC

### ALMA MATER, YEAR:

Florida State, 1966

### COLLEGIATE BASEBALL EXPERIENCE:

1965-66, Florida State – Center Field  
1963-64, Wingate Junior College – Center Field

### HONORS:

1966 All-District Selection  
1963-64 Junior College All-American

### WIFE:

The former Carol Dellinger

### CHILDREN:

Mary Beth, Mike Jr., Melanie

### GRANDCHILDREN:

Hannah Elizabeth, Tyler, Thomas Joseph (T.J.) & Lexi

### HEAD COACHING HONORS:

- 1980, '86, '87 Florida Diamond Club Coach of the Year
- 1986, '87 Atlantic District Coach of the Year
- Six-Time Metro Conference Coach of the Year
- 1996, '98, '99, '01, '07, '09, '12 ACC Coach of the Year
- 2000, '12 ABCA Atlantic Region Coach of the Year
- 2004 Bernard F. Sliger Award for Service
- 2004 Distinguished Alumnus at Wingate University
- 2005 Florida Sports Hall of Fame inductee
- 2005 Mike Martin Field at Dick Howser Stadium dedicated
- 2007 ABCA Hall of Fame inductee
- 2012 Baseball America Coach of the Year
- 2018 North Carolina Sports Hall of Fame inductee

### ACCOMPLISHMENTS AT FLORIDA STATE:

- » All-time college baseball wins leader (1,987)
- » Led Florida State to an unprecedented 12 consecutive 50-plus win seasons from 1980-91
- » Led Florida State to 40 wins in 41 consecutive seasons, including all 39 as head coach
- » Led FSU to an NCAA regional for 41 straight seasons, including all 39 as head coach, the longest active streak in the country
- » His Seminole teams have made 16 trips to the College World Series since 1980 (1980, '86, '87, '89, '91, '92, '94, '95, '96, '98, '99, '00, '08, '10, '12, '17)
- » Has coached 93 All-Americans, while 135 players have garnered All-ACC recognition
- » Produced 18 first round draft picks, four Golden Spikes Award winners and two recipients of the Dick Howser Trophy

### MARTIN WIN MILESTONES:

No. 1	9-8 vs. Miami	2/24/1980
No. 100	5-3 vs. Valdosta State	4/27/1981
No. 200	8-1 vs. Georgia Southern	4/20/1983
No. 300	17-6 vs. Southern Miss	3/23/1985
No. 400	8-7 vs. Samford	2/18/1987
No. 500	8-3 vs. Arizona State	2/5/1989
No. 600	4-1 vs. Cincinnati	5/13/1990
No. 700	3-2 vs. Miami	4/26/1992
No. 800	15-0 vs. Furman	4/24/1994
No. 900	4-1 vs. Jacksonville	4/10/1996
No. 1000	4-3 vs. Jacksonville	4/8/1998
No. 1100	17-0 vs. Duke	3/10/2000
No. 1200	4-2 vs. Appalachian State	3/13/2002
No. 1300	4-3 vs. Oral Roberts	2/22/2004
No. 1400	12-4 vs. Minnesota	2/25/2006
No. 1500	17-8 vs. Georgia Tech	3/16/2008
No. 1600	9-6 vs. Virginia Tech	2/4/2010
No. 1700	8-4 vs. Georgia Tech	4/8/2012
No. 1800	4-3 (13 inn.) vs. Wake Forest	4/21/2014
No. 1900	11-3 vs. VCU	2/19/2017

### OTHER NOTABLE GAMES:

FSU career wins leader (No. 249):  
26-13 vs. Georgia State 4/1/1984

Mike Martin Field dedication:  
3-1 vs. Clemson 4/2/2005

No. 1 all-time NCAA wins (passing Augie Garrido):  
3-2 (13 innings) at Clemson 5/5/2018

## MIKE MARTIN VS. ALL OPPONENTS

Akron	4-0	Indiana	3-2	Ripon	2-0
Alabama	5-2	Indiana State	1-0	Rutgers	1-0
Alabama State	2-0	Iowa	1-0	Sam Houston State	2-0
Appalachian State	16-0	Jackson State	1-0	Samford	21-2
Arizona	4-7	Jacksonville	90-24	Savannah State	7-1
Arizona State	24-10	Kansas	2-0	Siena	9-0
Arkansas	0-5	Kent State	1-0	South Alabama	18-10
Army	1-0	Lafayette	1-0	South Carolina	18-8
Auburn	35-7	Lamar	1-0	Southeast Missouri State	3-0
Austin Peay State	3-0	Le Moyne	2-1	Southern	2-0
Ball State	19-2	Lenoir-Rhyne	1-0	Southern Miss	38-12
Bethune-Cookman	5-0	Liberty	2-0	St. Bonaventure	1-0
Boston College	33-5	LIU-Brooklyn	2-0	St. John's	2-1
Bowling Green State	3-0	Long Beach State	0-2	St. Joseph's	9-0
Brooklyn College	1-0	Louisiana	4-0	St. Leo	1-1
Brown	3-0	Louisville	25-6	St. Louis	1-0
Bucknell	1-1	LSU	7-7	St. Xavier	2-0
Butler	1-0	Maine	9-0	Stanford	11-9
BYU	1-0	Marist	2-0	Stetson	32-5
Cal State Fullerton	8-10	Marshall	5-0	Stony Brook	1-0
Cal State Northridge	1-0	Maryland	64-8	Tampa	2-0
California	1-0	Memphis	40-14	TCU	0-2
Campbellsville	1-0	Mercer	44-3	Tennessee	3-1
Central Conn. State	1-0	Mercer-Atlanta	6-0	Tennessee Tech	4-1
Central Michigan	2-0	Miami	99-104-3	Texas	1-3
Charleston Southern	25-0	Michigan	6-0	Texas A&M	3-3
Cincinnati	17-2	Michigan State	6-0	Texas Tech	1-1
Clemson	57-55-1	Minnesota	20-1	The Citadel	9-1
Cleveland State	3-0	Mississippi State	2-5	Toledo	1-0
Coastal Carolina	13-1	Missouri S&T	2-0	Troy	12-1
College of Charleston	13-2	Monmouth	1-0	Tulane	28-12
Dayton	1-0	Morehead State	1-0	UAB	2-0
Delaware	1-0	Mount St. Mary's	4-0	UC Santa Barbara	1-0
Duke	63-15	NC State	69-28	UCF	37-6
Duquesne	3-0	Nebraska	1-0	UCLA	1-0
East Carolina	1-1	New Orleans	3-3	UNC-Asheville	24-1
Eastern Illinois	1-0	Niagara	3-0	UNC-Charlotte	2-0
Eastern Michigan	0-1	North Carolina	56-29	UNC-Greensboro	4-0
Evansville	4-0	North Florida	8-2	UNC-Wilmington	3-0
Flagler	4-1	North Georgia College	1-0	UNLV	2-4
Florida	76-74	Northeastern Illinois	1-0	USC	1-3
Florida A&M	1-0	Northern Iowa	7-0	USF	49-14
Florida Atlantic	8-1	Northern Kentucky	1-0	Valdosta State	8-0
Florida Gulf Coast	9-4	Notre Dame	14-8	Valparaiso	1-0
Florida International	11-5	Oakland	6-0	Vanderbilt	2-1
Fresno State	0-1	Ohio State	3-0	VCU	2-1
Furman	2-0	Oklahoma	2-1	Villanova	4-0
George Mason	1-0	Oklahoma State	1-0	Virginia	53-29
Georgia	14-12	Old Dominion	2-0	Virginia Tech	42-14
Georgia Southern	23-5	Ole Miss	1-0	VMI	17-0
Georgia State	28-2	Oral Roberts	3-0	Wake Forest	72-23
Georgia Tech	57-42	Oregon	2-0	Washington State	2-0
Grambling State	17-1	Otterbein	5-0	West Florida	5-0
Hawaii	8-8	Pacific	4-0	West Virginia	1-0
Hawaii Pacific	2-1	Pittsburgh	24-1	Western Carolina	4-1
Hawaii-Hilo	10-1	Presbyterian	2-0	Western Kentucky	11-1
High Point	2-0	Providence	1-0	Wichita State	4-5
Hofstra	16-0	Purdue	0-1	Wingate	6-0
Holy Cross	0-0	Rhode Island	9-0	Winthrop	4-1
Howard	0-0	Rice	2-1	Wright State	1-1
Illinois	1-0	Richmond	19-0	Xavier	3-0
Illinois State	1-0	Rider	1-0	<b>TOTALS</b>	<b>1,987-713-4</b>





# ASSISTANT COACH MIKE MARTIN JR.



## 4 MIKE MARTIN, JR.

Assistant Coach/Recruiting Coordinator  
Florida State 1995  
22nd Season at FSU

Entering his 22nd season as an assistant coach, Mike Martin Jr. is widely recognized as one of the bright assistant coaches in the college game. A former All-American catcher with the Seminoles, he serves as FSU's recruiting coordinator and has placed each of his past eight recruiting classes in the Top 10 of at least one publication, including a No. 3 ranking in 2018 by Baseball America. Additionally, Martin works with the hitters and handles the Florida State catchers.

Florida State again won at least 40 games in 2018, the 41st consecutive season the Seminoles have pulled off the feat. In May, FSU won its second straight ACC Championship and the sixth with Martin as an assistant coach. The Noles had three .300 hitters, led by All-American catcher Cal Raleigh, a third-round selection of the Seattle Mariners in the 2018 MLB Draft. Raleigh, a first-team All-ACC and All-ACC Academic team member, hit .326 with a career-high 13 home runs, 18 doubles and a team-high 54 runs batted in while starting 186 consecutive games through the 2018 season.

Sophomore Drew Mendoza, a cornerstone for the 2019 team, hit .313 with seven home runs and 17 doubles, while Rhett Aplin, also taken in the 2018 draft, hit .301 with 18 doubles and 35 RBI.

Junior Jackson Lueck led FSU with 15 home runs and the Seminoles hit 67 as a team, the 14th time FSU has hit at least 60 home runs under Martin. Lueck was drafted in the eighth round of the MLB Draft by the Kansas City Royals, joining Raleigh and Aplin (28th round, Kansas City) amongst FSU's seven draft picks.

In 2017, Martin helped oversee the development of three hitters - Taylor Walls, Dylan Busby, and Quincy Nieporte - that were taken in the 2017 MLB Draft. Walls and Busby were both taken in the third round after helping lead Florida State to the College World Series for the first time since 2012 and the seventh time under Martin. Busby hit .315 with a team-high 78 hits, 21 doubles and 15 home runs. Nieporte ranked second nationally with 82 runs batted in, including a towering home run in Omaha in his final collegiate at-bat that pushed his season average over .300.

Busby and Mendoza, who hit .278 in the postseason with three home runs and five RBI, were both named to the College World Series All-Tournament Team.

In 21 seasons at Florida State, the Seminoles have posted a .302 batting average, .472 slugging percentage and averaged 7.8 runs per game. Florida State has played in seven College World Series, 16 Super Regionals and 21 consecutive NCAA Tournaments since 1998. As the academic liaison, Martin and the Seminoles captured the Golden Torch Award in 2007 and 2008, posting the highest GPA among all men's teams at Florida State. Two players have been named Capital One Academic All-America of the Year, seven Seminoles have garnered Academic All-America accolades and five times an FSU student has been named the ACC Scholar-Athlete of the Year including four consecutive from 2011-2014 - James Ramsey (2011 & 2012) and Gage Smith (2013 & 2014). The Seminoles have placed 68 student-athletes on the All-ACC Academic Team since the awards' inception in 2006 including a school-record nine in 2012.

Martin has coached 16 Major Leaguers, 15 Freshman All-Americans, 21 first team All-Americans and 39 student-athletes who have earned first, second or third team All-America accolades. In all, 70 Seminoles have earned All-ACC honors and 62 hitters have been selected in the Major League Baseball draft during that stretch. Four Seminole hitters have captured National Player of the Year honors including Shane Robinson, Tony Thomas, Buster Posey and most recently Ramsey in 2012. Ramsey joined the Seminole coaching staff as a volunteer coach prior to the 2019 season.

Serving as FSU's hitting coach over the last 21 years, Martin and the Seminoles have batted .300 or better 11 times and posted an on-base percentage of at least .400 17 times. Six of the top 11 hitting teams in FSU history have come under Martin's watch. In 2009, he was named ACC Assistant Coach of the Year by SEBaseball.com, while being named one of 10 rising assistant coaches in the game by Perfect Game USA in 2013.

The 2007 and 2008 Seminoles established new school records for highest team batting average. In 2007, the Seminoles hit .350 in 62 games, shattering the previous record of .337 set in 63 games back in 1980. It also broke the ACC record of .347, set by Georgia Tech in 2001. The new standards stood for just one season as the 2008 Seminoles hit .355 over 68 games, leading the nation, as the Seminoles advanced to the College World Series.

The 2008 team was prolific offensively on every front. FSU's 869 hits rank second in school history and its 12.8 hits per game established a new program standard. The Seminoles' 103 home runs were the most since belting 111 in 1999, while the .565 slugging percentage ranks second in school history. The Noles also scored 663 runs, recorded 603 RBI and notched 45 sacrifice flies, all of which rank among the top three seasons in program history. Much of the success can be attributed to demonstrating patience at the plate, where the Seminoles drew a nation-leading 435 walks and were the only team in the country with fewer strikeouts than walks. Overall, the 2008 team led the nation in hits, runs and walks and ranked among the top five in doubles (2nd), sacrifice flies (2nd), scoring (3rd), slugging percentage (3rd) and home runs (5th).



# ASSISTANT COACH MIKE MARTIN JR.



Despite the 2011 bat restrictions, which had a dramatic effect on offensive numbers across the nation, Florida State has ranked among the best in the country in terms of getting on base and manufacturing runs during that span.

FSU has finished no lower than sixth in walks since 2008, leading the nation eight times during that 11-year span: 2008 (435), 2010 (402), 2011 (381), 2012 (386), 2014 (330), 2015 (379), 2017 (396) and 2018 (390).

The Seminoles' statistical success - collectively and individually - is a tribute to Martin's communication and teaching skills. It's the area of player development which helps set Florida State apart from the masses.

## MARTIN JR'S CAREER HIGHLIGHTS

- » Led Florida State to a .302 team batting average over the past 21 seasons, including a school-best .355 average in 2008.
- » A .472 slugging percentage since 1998 and 17 seasons with at least a .400 on-base percentage.
- » Averaged 7.8 runs per game.
- » Coached 39 first-, second-, or third team All-Americans.
- » Had 62 hitters taken in the Major League Baseball Draft, including first round picks John-Ford Griffin in 2001, Stephen Drew in 2004, Buster Posey in 2008, James Ramsey in 2012 and DJ Stewart in 2015.
- » Overseen the development of 70 All-ACC selections, including first-team choice Cal Raleigh in 2018 and third-team picks Jackson Lueck and Drew Mendoza.
- » Led 15 of his 20 teams to a top 30 scoring offense.

In need of a catcher heading into the 2007 season, the coaching staff turned to Freshman All-American shortstop Buster Posey. With Martin serving as his mentor, the athletically-gifted Posey blossomed into a two-time All-American. A Johnny Bench Award finalist in 2007, he won the award presented to the nation's top catcher as a junior in 2008. Under Martin's guidance, the Leesburg, Ga., native was awarded the 2008 Rawlings Gold Glove Award for his outstanding defensive play from behind the plate. Posey posted a .989 career fielding percentage as a catcher, registered 12 pickoffs and held opposing runners at bay throwing out 40.8 percent of attempted base stealers.

In his final season, Posey, who set a single-season record by batting .463 in 2008, was the national leader in six offensive categories and just the fourth player in Atlantic Coast Conference history to win the Triple Crown.

In 2005, Shane Robinson put together a school-record 40-game hitting streak and raised his average 147 points to a team-leading .427. He became the only FSU player to record more than 100 hits and 40 stolen bases in one season. Two years later, Tony Thomas, Jr. hit a career-high .430 - a 165-point improvement - while leading the nation in doubles per game (0.53). He became the first to record 30 doubles, 100 hits and 30 stolen bases in a single-season. Martin hit the ground running in his first season as an assistant helping both Brian Cox and Jeremy Salazar make major strides in their offensive production en route to All-America accolades in 1998. Cox raised his average 129 points during his senior season leading the team in average (.393), hits (112) and doubles (27). Salazar hit .337 as a senior, compared to a .297 average in 1997, with 19 home runs and 91 RBI.



Martin first distinguished himself as the Seminoles' starting catcher from 1993-95, earning NCAA All-Tournament honors in each of his three seasons. He was the Most Valuable Player of the NCAA Atlantic II Regional in 1994, leading the Seminoles to the College World Series and earning second team NCBWA All-America honors. He was selected to the 1995 NCAA Atlantic I Regional All-Tournament Team as the Seminoles returned to Omaha for the second straight year. In 1993, Martin was a member of Team USA. He was drafted out of college by San Diego in the ninth round in 1995.

He began his collegiate career in 1992 at Manatee Community College, where he earned All-Conference honors. The Tallahassee native graduated from Maclay School, where he captained the 1991 state championship team as a senior and had his No. 10 jersey retired. He was drafted as a shortstop out of high school by Seattle in the 31st round.


Martin has two sons, Tyler and T.J., who are fixtures in the dugout, with their father and Hall of Fame grandfather, Florida State head coach Mike Martin.

## MARTIN JR'S COACHING CAREER

Florida State (21 years)

YEAR	W-L-T	PCT
1998	53-20-0	.726
1999	57-14-0	.800
2000	53-19-0	.736
2001	47-19-0	.712
2002	60-14-0	.811
2003	54-13-1	.801
2004	45-23-0	.662
2005	53-20-0	.726
2006	44-21-0	.676
2007	45-13-0	.776
2008	54-14-0	.794
2009	45-18-0	.714
2010	48-20-0	.706
2011	46-19-0	.708
2012	50-17-0	.746
2013	47-17-0	.734
2014	43-17-0	.717
2015	44-21-0	.677
2016	41-22-0	.651
2017	46-23-0	.667
2018	43-19-0	.694

TOTALS 1018-383-1 .726





# ASSISTANT COACHES/DIRECTOR OF OPERATIONS



## 41 CLYDE KELLER

**Assistant Coach  
Florida State 1990  
Fourth Season at FSU**

Clyde Keller, a member of Florida State's 1989 College World Series team, was promoted to assistant coach on August 16, 2018, and will enter his first year as pitching coach in 2019. Keller spent the previous three seasons as the volunteer coach for the Seminoles from 2016-18.

Keller attended Sacramento City College, compiling a 28-2 record on the mound and was a member of Team USA. Keller transferred to Florida State in 1988, helping lead FSU to the 1989 College World Series.

Originally from Fair Oaks, Calif., Keller served as pitcher and infielder for the Seminoles in both 1988 and 1989. He finished his career at the plate by hitting .315 with 53 RBI, 12 doubles, five home runs, four triples and a .447 on-base percentage. On the mound, he posted a 23-5 all-time record with 203 strikeouts, 67 walks, six complete games, three saves and a 3.12 ERA.

His last stint in the collegiate ranks came at Western Kentucky (1997-2000) where he served as the pitching coach and recruiting coordinator. His pitching instruction and offensive strategy improved the ERA of the Hilltoppers from 115th nationally to 25th by the time of his departure.

After resurrecting the Western Kentucky baseball program, he became the pitching coach for the Toronto Blue Jays' Auburn (N.Y.) Class A team for one season.

Keller's coaching career began in 1994 when he became the head coach at Berkeley Prep. In four years at the helm he made three trips to the Regionals and one appearance in the State Championship. Keller made his return to the Berkeley Prep program in 2011 when he spent the next four years as the pitching coach. He was integral in the Buccaneers reaching Regionals on three occasions as they ranked in the top 20 in ERA and hits-to-walk ratios.

Selected in the 32nd round of the 1989 Major League Baseball Draft by the St. Louis Cardinals, Keller spent five years in the minor leagues. He became the first player in Savannah Cardinals history to toss a no-hitter (1989) and was twice the runner-up for the Rolands Minor League Reliever of the Year Award (1991, 1992). His final season in the minor leagues came in 1994 with the New York Mets.

Keller rejoins head coach Mike Martin after earning All-Metro Conference first team honors as a pitcher in both 1988 and 1989. He was also a participant in the 1987 Pan American Games, receiving a Silver Medal as the first junior college player selected to Team USA.

Keller is the author of three books on the fundamentals of baseball: The Red Book of Pitching, Combating Gorilla Baseball and Small Ball Tactics. Keller is married to Kristen and has three boys: Casey, Kenny and Coy.



## 1 TYLER HOLT

**Undergraduate Assistant Coach  
First Season at FSU**

Eight years after last playing for head coach Mike Martin, Tyler Holt returned to Florida State in July 2018 as the Seminoles' undergraduate assistant coach as he works toward his degree in sport management. Holt returns to Tallahassee after playing parts of three seasons in the Major Leagues for the Cleveland Indians and Cincinnati Reds.

Holt, from Gainesville, Fla., was a three-year letterwinner for the Seminoles (2008-10), hitting .359 with 59 doubles, seven triples, 21 home runs and 117 RBI in his career. Holt was a freshman All-American in 2008 by the NCBWA and a second team All-American in both 2009 and 2010.

Holt is the last Seminole to hit .400 in a season, hitting .401 over 237 at-bats in 63 games in 2009. Holt also won the 2009 ABCA/Rawlings Gold Glove Award for his outstanding defense in center field.

Holt was the 10th round draft pick of the Indians in the 2010 draft and made his major league debut on July 6, 2014 for the Indians. A midseason trade in 2015 sent him to the Reds, where he played through the 2016 season. Holt hit .228 with seven doubles and three home runs while appearing in 156 games in his career.



## CHIP BAKER

**Director of Baseball Operations  
High Point 1980  
35th Season at FSU**

Returning for his 35th season as the senior member of Mike Martin's staff, Chip Baker is one of the most popular figures in the Seminole program. Baker is in his 17th year as Florida State's Director of Baseball Operations, a multi-faceted position for the man who spent 18 years as a Seminole assistant coach.

Baker oversees all administrative aspects of Seminole baseball, including the budget, team travel, game operations, equipment, field/facility maintenance and scheduling. He also assists the efforts of the marketing and ticket offices and is the contact point for all communication between the program and the Bullpen Club, Seminole Boosters and the Alumni Association.

During his tenure with the Seminoles, Baker has participated in 34 NCAA postseason tournaments and 15 College World Series appearances, including 11 in 18 years on the field. He was a member of the coaching staff for the 1986 and 1999 teams that reached the CWS championship game. Baker's duties as an assistant included coaching third base, tutoring FSU's catchers, scouting opponents and directing the Seminoles' defensive alignments.

A former assistant at Virginia Tech and Georgia Tech, Baker is known as one of college baseball's premier catching instructors. During his tenure, Baker coached seven All-American receivers, including Ed Fulton, Barry Blackwell, major-leaguer Marc Ronan, current Kansas City Royals coach Pedro Grifol, current FSU assistant coach Mike Martin Jr., Jeremy Salazar and Tony Richie.

Baker also serves as the director of the Mike Martin and Seminole Advanced Baseball Schools. Over 130 former campers have gone on to wear the Garnet and Gold and several have advanced to the major leagues. Past camps have produced 30 first round draft picks including Sean Gilmartin, John-Ford Griffin, Nick Stocks, Jonathan Johnson, J.D. Drew, Chipper Jones, Alex Rodriguez and brothers Justin and Melvin Upton. The Super Skills Academy is widely regarded as one of the nation's top summer camps. Baker has also been on the staff of national and regional clinics and continues to work with local youth organizations putting together clinics.

The North Carolina native has written articles for Scholastic Coach and Collegiate Baseball magazines on the subjects of catching, third base coaching and bunting, and has published a Collegiate Level Strength & Speed book. In 2001, Baker put together a record-selling catching video with Championship Videos entitled, 'Expanding the Strike Zone.' A popular speaker with no shortage of stories, Baker continues to address Seminole Booster clubs and civic organizations around the state.

A 1980 graduate of High Point University in North Carolina, Baker was part of four Carolina Conference championship teams, including the 1979 team that was the NAIA World Series runner-up.

After completing his bachelor's degree in physical education, Baker earned a Master of Science degree in movement science at Virginia Tech, where he began his collegiate coaching career.

Baker is the proud father of Katie, a 2018 graduate of Florida State and a student manager with the FSU softball team during the team's run to the 2018 National Championship.

In 2001, Baker and head coach Mike Martin were presented with the university's prestigious Westcott Award for their bravery in saving the lives of players and staff during the Seminoles' road trip to Stanford. Leaving the San Francisco airport, the two coaches gained control of the team's charter bus after the driver suffered a fatal heart attack, safely guiding the bus to the side of a busy highway.

A voter for the National College Baseball Hall of Fame, Baker was recognized in 2006 by the American Baseball Coaches Association 'For a Quarter Century of Leadership & Devotion to Baseball.'

In April of 2014, Baker entered Florida State's Circle of Gold, an honor acknowledging a worthy individual who, through their service and achievements, personify the university's tradition of excellence. Baker also serves as a TV analyst for Florida State's home broadcasts on the ACC Network Extra.





**CATHY BADGER**

Associate Director of SAAS  
& Director of Academic  
Affairs




**ALEX BENNER**

Statistician



**JOSH BRYSON**

Deputy Director of Event  
Management



**JAMIE BURLESON**

Strength & Conditioning  
Coach




**PAT CAMPBELL**

Scoreboard Operator



**CRAIG CAMPANOZZI**

Director & Video  
Coordinator



**MITCHELL CUSTER**

Baseball Analytics



**ANDREW DEGOOD**

Clubhouse & Equipment  
Manager



**CHRIS DENSON**

Turf Superintendent



**JAIMIE ELLIOTT**

Scoreboard Operator



**JEFF ERECKSON**

Public Address Announcer



**CHRISTINE GALLAGHER**

Office Manager



**JOE GARCIA**

Associate Director of  
Ticket Operations



**JUSTIN JACOBS**

Director of Information  
Technology Services



**TREY JOHNSON**

Athletic Training Student



**DR. JOHN LATA**

Assistant AD of Student-  
Athlete Academic Services/  
Baseball Oversight



**ERIC LUALIEN**

Radio Play-by-Play



**STEVEN MCCARTNEY**

Sports Information  
Director



**TY OSBORNE**

Assistant Director of  
Marketing



**STUART PEARCE**

Assistant AD for Event  
Management & Operations



**AUSTIN PHILLIPS**

Video Coordinator



**NICK ROBERTS**

Athletic Training Student



**MATT RUDD**

Director of Ticket  
Operations



**BRANDON STONE**

Athletic Trainer



**STACI SUTTON**

Director of Spirit Groups &  
Bat Girls



**JUSTIN DELAUNAY**

Student Manager



**BRAXTON FURRY**

Student Manager



**TRENT HERZOG**

Bullpen Catcher




**JAMIE JOHNSON**

Bullpen Catcher



**RYAN KELLEHER**

Student Manager



**J.R. KIDD**

Student Manager



**COOPER KING**

Student Manager



**ZACH MCKEE**


Student Manager



*STAFF*



*HONORS*




*PLAYERS*



*RESULTS*



*REVIEW*



*PROS*



*RECORDS/  
STATS*



*ADMIN*



## 12 TYLER AHEARN

RHP, R-R, 6-2, 195, SO  
Jupiter, Fla./IMG Academy

**FRESHMAN (2018):** Appeared in 11 games, pitching 18.0 innings with a 5.50 earned run average... earned his only decision of the season against Boston College (4/21), pitching a career-high 4.0 innings while allowing a run and striking out three batters in FSU's 13-7 win...that game against Boston College was played at Fenway Park...struck out 13 batters on the season...did not allow a run in three appearances against UNC Asheville, Notre Dame and Mount St. Mary's...made his first appearance as a Seminole against Troy (2/25),

allowing a run in 1.0 inning pitched with two strikeouts...played summer ball for the Wareham Gatemen of the Cape Cod League.

**PERSONAL:** Went 6-1 with a 2.30 earned run average and 58 strikeouts in 44 innings for IMG Academy in 2017...ranked 138th in the Perfect Game rankings last season and was a third team All-American and first team All-Florida selection...prior to attending IMG for his senior season, pitched for Dwyer High in Palm Beach Gardens, Fla...majoring in sport management...born September 25, 1998.

### AHEARN'S CAREER STATS OVERALL


YR.	ERA	W-L	APP	GS	SHO	SV	IP	H	R	ER	BB	SO
2018	5.50	1-0	11	0	0	0	18.0	14	12	11	18	13
TOT	5.50	1-0	11	0	0	0	18.0	14	12	11	18	13

### ACC (REGULAR SEASON)

YR.	ERA	W-L	APP	GS	SHO	SV	IP	H	R	ER	BB	SO
2018	5.40	1-0	7	0	0	0	13.1	10	9	8	12	9
TOT	5.40	1-0	7	0	0	0	13.1	10	9	8	12	9

### AHEARN'S CAREER HIGHS

Innings Pitched	4.0 at Boston College (4/21/18)
Hits Allowed	3 vs. Miami (4/29/18)
Runs Allowed	3 at Clemson (5/6/18)
Earned Runs Allowed	3 at Clemson (5/6/18)
Walks	3 at Georgia Tech (4/8/18)
Strikeouts	3 at Boston College (4/21/18)



## 23 REESE ALBERT

OF, L-L, 6-2, 197, SO  
Jupiter, Fla./Jupiter

**FRESHMAN (2018):** Made 56 appearances and 44 starts, hitting .268 with seven home runs, eight doubles, 34 runs batted in and 25 runs scored...saw extensive playing time after a jaw injury to center fielder J.C. Flowers and started the final 30 games in the outfield...made his first appearance off the bench on Opening Day, finishing 1-for-2 with a pair of RBI...hit his first home run against Notre Dame (3/17) and his second the next day against the Irish...also had home runs in consecutive games at No. 9 Clemson

(5/5-6)...had a career-high four hits against the Tigers (5/5), head coach Mike Martin's 1,976th career win...had a career-high five RBI and three hits against No. 4 NC State (5/18), including a walk-off three-run home run in the 10th inning...added a walk-off double in his first appearance in an ACC Tournament against Virginia (5/22), leading FSU to its second consecutive ACC Championship...finished third on the team with a .284 batting average in ACC play...played his summer ball with the Y-D Red Sox in the Cape Cod League.

**PERSONAL:** Playing for Jupiter High, hit .328 with four home runs, 29 runs batted in and 24 runs scored last season...ranked 88th in the Perfect Game player rankings and was a second team All-American and first team All-Florida and All-District team...as a senior, helped Jupiter reach the 9A state semifinals before falling to eventual state champion Timber Creek...2017 Perfect Game first team All-Florida region, 2017 first team all-county, Perfect Game Florida High School Dream Team...three-time Perfect Game All-America honors...grandfather played baseball and basketball at Rutgers...majoring in sport management...born July 10, 1999.

### ALBERT'S CAREER STATS

#### OVERALL

YR.	AVG	GP-GS	AB	R	H	2B	3B	HR	RBI	SLG	SF-SH	SB-SBA
2018	.268	56-44	157	25	42	8	0	7	34	.452	4-3	4-5
TOT	.268	56-44	157	25	42	8	0	7	34	.452	4-3	4-5

#### ACC (REGULAR SEASON)

YR.	AVG	GP-GS	AB	R	H	2B	3B	HR	RBI	SLG	SF-SH	SB-SBA
2018	.284	26-22	81	14	23	2	0	5	15	.494	0-1	2-2
TOT	.284	26-22	81	14	23	2	0	5	15	.494	0-1	2-2

#### ACC TOURNAMENT

YR.	AVG	GP-GS	AB	R	H	2B	3B	HR	RBI	SLG	SF-SH	SB-SBA
2018	.176	4-4	17	1	3	2	0	0	2	.294	0-1	0-0
TOT	.176	4-4	17	1	3	2	0	0	2	.294	0-1	0-0

#### NCAA TOURNAMENT

YR.	AVG	GP-GS	AB	R	H	2B	3B	HR	RBI	SLG	SF-SH	SB-SBA
2018	.143	2-2	7	1	1	0	0	0	1	.143	1-0	0-0
TOT	.143	2-2	7	1	1	0	0	0	1	.143	1-0	0-0

### ALBERT'S CAREER HIGHS

At-Bats	6 (two times), last vs. Louisville (5/27/18 - ACC Tournament)
Runs	2 (five times), last vs. Mount St. Mary's (5/13/18)
Hits	4 at Clemson (5/5/18)
RBI	5 vs. NC State (5/18/18)
Walks	3 at Boston College (4/20/18)
Hit by Pitch	1 (two times), last at Boston College (4/22/18)
Stolen Bases	1 (four times), last vs. NC State (5/18/18)



## 5 SHANE DROHAN

LHP, L-L, 6-3, 200, SO  
West Palm Beach, Fla./Cardinal Newman

2017 MLB Draft: 23rd Round (683), Philadelphia Phillies

**FRESHMAN (2018):** Appeared out of the bullpen in six games...struck out a batter and walked 10...did not allow a run in either of his final two appearances, at No. 9 Clemson (5/6) and against Mount St. Mary's (5/13)...pitched a career-high 1.2 innings against the Tigers...made his first career appearance against Troy (2/23)...played his summer ball for the Lexington County Blowfish of

the Coastal Plains League.

**PERSONAL:** Drohan was taken in the 23rd Round of the 2017 MLB Draft by the Philadelphia Phillies and ranked 186th overall in the Perfect Game National Rankings...went 4-2 with a 1.90 earned run average for Cardinal Newman in 2017, racking up 80 strikeouts in 42 innings pitched...first team All-District selection, an honorable mention All-American and chosen for the FACA All-Star Game...played three years of football in high school as well...dad Bill was a pitcher in the Kansas City Royals organization for four years (1987-90)...majoring in finance...born January 7, 1999.

### DROHAN'S CAREER STATS

#### OVERALL


YR.	ERA	W-L	APP	GS	SHO	SV	IP	H	R	ER	BB	SO
2018	20.77	0-0	6	0	0	0	4.1	3	10	10	10	1
TOT	20.77	0-0	6	0	0	0	4.1	3	10	10	10	1

#### ACC (REGULAR SEASON)

YR.	ERA	W-L	APP	GS	SHO	SV	IP	H	R	ER	BB	SO
2018	13.50	0-0	3	0	0	0	3.1	3	5	5	5	1
TOT	13.50	0-0	3	0	0	0	3.1	3	5	5	5	1

### DROHAN'S CAREER HIGHS

Innings Pitched	1.2 at Clemson (5/6/18)
Hits Allowed	2 at Georgia Tech (4/8/18)
Runs Allowed	5 at Georgia Tech (4/8/18)
Earned Runs Allowed	5 at Georgia Tech (4/8/18)
Walks	2 (four times), last at Clemson (5/6/18)
Strikeouts	1 at Georgia Tech (4/8/18)



## 8 J.C. FLOWERS

OF/RHP, R-R, 6-3, 190, JR  
Orange Park, Fla./Trinity Christian Academy

2017 ACC All-Freshman Team  
2016 MLB Draft: 18th Round (528), Cincinnati Reds

SOPHOMORE (2018): Hit .218 over 36 games after missing six weeks with a broken jaw sustained on March 25...added 14 RBI and 26 runs scored, with six doubles...four of his six doubles came in February, eclipsing his total from his freshman season (2)...drew three walks against Mount St. Mary's (5/13), tying a career high...had two hits and six walks against the Mountaineers, his first action since breaking his jaw sliding into second base in the rubber match at North Carolina...started the final 11 games of 2018 and has started 102 over his first two seasons in Tallahassee...stole home plate in the series opener against Wake Forest, a 7-3 FSU win (3/9)... had a season-high three RBI against Troy (2/25) and had five multi-hit games...had FSU's first two outfield assists of the season, against Xavier (2/17) and at Florida (3/13)...only Steven Wells (6) had more outfield assists.

FRESHMAN (2017): Started in 67 of 69 games in 2017...ended the year with a .359 on-base percentage, 32 RBI, and 44 runs scored...went 7-for-7 in stolen base attempts...picked up his first two career hits on a pair of singles in a February 18 outing against VCU...smacked the first home run of his career with an opposite-field shot to help FSU claim a 16-3 victory over Samford on February 24...picked up three sacrifice hits (one sac fly and two sac bunts) on March 5 en route to a 14-6 win over Oakland...mashed his second home run of the season and hit a two-run triple in the March 11 doubleheader in which the Seminoles outscored Boston College 24-1...drove a 1-2 pitch into left field, scoring Hank Truluck and Jackson Lueck in the bottom of the ninth to cap Florida State's 10-9 win over Jacksonville and his first career three-hit game on March 21...named to the ACC All-Freshman Team on May 22...laid out for an outstanding catch that robbed Louisville of an extra-base hit on May 26 in the ACC Tournament, keeping FSU's lead in tact in the fourth inning, and the Seminoles went on to win the game 6-2 and advance to the semifinals of the ACC Championship...had a bases-loaded hit by pitch in the tenth inning against Auburn in the Regionals, extending FSU's season...his 13 combined sacrifice hits tied for eighth-most in a season in FSU history...played summer ball for the Newport Gulls in the New England Collegiate Baseball League, where he batted .283 with three doubles and a home run in 53 at-bats.

PERSONAL: Graduated from Trinity Christian Academy in Orange Park, Fla....drafted in the 18th round of the 2016 MLB First Year Player Draft by the Cincinnati Reds...ranked the No. 142 prospect by Baseball America entering the 2016 draft...a Rawlings-Perfect Game honorable mention All-American his senior year...acquired a spot on the Florida All-Region First Team... named to the 2015 Underclass Third Team in his junior year...ranked the No. 1 outfielder in Florida in his 2016 class by Perfect Game...majoring in editing, writing & media...born May 19, 1998.

### FLOWERS' CAREER STATS

OVERALL												
YR.	AVG	GP-GS	AB	R	H	2B	3B	HR	RBI	SLG	SF-SH	SB-SBA
2017	.235	68-67	213	44	50	4	2	2	32	.300	3-10	7-7
2018	.218	36-35	110	26	24	6	0	0	14	.273	1-3	2-3
TOT												

### ACC (REGULAR SEASON)

YR.	AVG	GP-GS	AB	R	H	2B	3B	HR	RBI	SLG	SF-SH	SB-SBA
2017	.250	28-28	92	19	23	3	2	1	9	.359	0-1	3-3
2018	.206	10-10	34	7	7	0	0	0	2	.206	0-2	1-1
TOT												

### ACC TOURNAMENT

YR.	AVG	GP-GS	AB	R	H	2B	3B	HR	RBI	SLG	SF-SH	SB-SBA
2017	.000	4-4	16	0	0	0	0	0	0	.000	0-1	0-0
2018	.000	4-4	17	1	0	0	0	0	0	.000	0-1	0-0
TOT	.000	8-8	33	1	0	0	0	0	0	.000	0-2	0-0

### NCAA TOURNAMENT

YR.	AVG	GP-GS	AB	R	H	2B	3B	HR	RBI	SLG	SF-SH	SB-SBA
2017	.083	10-9	24	4	2	0	0	0	3	.083	1-3	0-0
2018	.400	2-2	5	2	2	0	0	0	1	.400	0-0	0-1
TOT												

### FLOWERS' CAREER HIGHS

At-Bats	5 (seven times), last vs. Virginia (5/22/18 - ACC Tournament)
Runs	3 (two times), last vs. Pacific (5/6/17)
Hits	4 at Notre Dame (3/24/17)
RBI	3 (four times), last vs. Troy (2/25/18)
Walks	3 (two times), last vs. Mount St. Mary's (5/13/18)
Hit by Pitch	2 at Notre Dame (3/24/17)
Stolen Bases	1 (nine times), last vs. Wake Forest (3/9/18)



## 36 JONATHAN FOSTER

C, R-R, 6-0, 205, SR  
LaGrange, Ga./Troup County/Auburn/  
Chattahoochee Valley Community College

JUNIOR (2018): Hit .214 (6-for-28) with two doubles and two home runs in 21 appearances and six starts...notched seven RBI and scored four runs...playing behind All-American Cal Raleigh, started three games at catcher and three as the designated hitter...hit a three-run home run in his first plate appearance as a Seminole, against Troy (2/23)...his second home run was one of FSU's biggest hits of 2018, a walk-off two-run home run against No. 18 Louisville (3/30) to give FSU an 8-7 victory...the home run was FSU's first of three walk-off home runs in 2018 and the first walk-off home run when losing a game (not tied) since Mike McGee in 2010 against Miami...both of Foster's home runs came as a pinch hitter... played summer ball for the Kalamazoo Growlers of the Northwoods Baseball League.

PERSONAL: A transfer from Chattahoochee Valley Community College in Phenix City, Ala., played his freshman season at Auburn...hit .330 with 10 home runs and 60 runs batted in in 2017, and was a first team All-Conference and All-State selection...at Auburn, made 14 starts, hit .265 with three doubles and four runs batted in...helped lead Troup County High School to back-to-back final four appearances, hitting .385 as a junior...all-state at Troup County all four seasons...also played football for the Tigers...majoring in social science...born October 17, 1996.

### FOSTER'S CAREER STATS


OVERALL												
YR.	AVG	GP-GS	AB	R	H	2B	3B	HR	RBI	SLG	SF-SH	SB-SBA
2018	.214	21-6	28	4	6	2	0	2	7	.500	0-1	0-0
TOT	.214	21-6	28	4	6	2	0	2	7	.500	0-1	0-0

### ACC (REGULAR SEASON)

YR.	AVG	GP-GS	AB	R	H	2B	3B	HR	RBI	SLG	SF-SH	SB-SBA
2018	.167	9-3	12	2	2	0	0	1	3	.417	0-1	0-0
TOT	.167	9-3	12	2	2	0	0	1	3	.417	0-1	0-0

### FOSTER'S CAREER HIGHS

At-Bats	3 (four times), last at Georgia Tech (4/7/18)
Runs	1 (four times), last vs. Miami (4/28/18)
Hits	1 (six times), last vs. Miami (4/29/18)
RBI	3 vs. Troy (2/23/18)
Walks	2 vs. Mount St. Mary's (5/12/18)
Hit by Pitch	1 vs. Louisville (3/31/18)
Stolen Bases	--





## 31 CONOR GRADY

RHP, R-R, 6-2, 187, SO  
Tampa, Fla./Tampa Catholic

FRESHMAN (2018): Made 22 appearances out of the bullpen, striking out 33 batters in 29.0 innings with a 4-3 record and 4.34 earned run average... opponents hit just .192 against the right-hander... struck out five of six batters faced against Xavier (2/18) in his first appearance as a Seminole... struck out three batters in 2.0 innings against Samford (6/1) in the NCAA Tournament... pitched a career-high 2.2 innings against Duke (4/14)... earned his first win against USF (2/20), pitching a scoreless inning in FSU's 5-2 win...also got wins

against UNC Asheville (3/3), Louisville (3/30) and Boston College (4/20)...did not allow run in half (11) of his appearances...picked up two saves in consecutive appearances against Notre Dame (3/18) and UCF (3/20).

PERSONAL: Ranked No. 151 in the Perfect Game National Rankings...third team All-American and a first team All-Region pick out of Tampa Catholic...had a 3.20 earned run average with 50 strikeouts in 48 innings...Tampa Catholic's Cy Young Award winner (2016 and 2017), team MVP and the Tampa Catholic Male Scholar Athlete of the Year...part of the 17U National Team Development Program through Team USA...majoring in criminology...born October 31, 1998.

### GRADY'S CAREER STATS

OVERALL													
YR.	ERA	W-L	APP	GS	SHO	SV	IP	H	R	ER	BB	SO	
2018	4.34	4-3	22	0	0	2	29.0	20	14	14	21	33	
<b>TOT</b>	<b>4.34</b>	<b>4-3</b>	<b>22</b>	<b>0</b>	<b>0</b>	<b>2</b>	<b>29.0</b>	<b>20</b>	<b>14</b>	<b>14</b>	<b>21</b>	<b>33</b>	

### ACC (REGULAR SEASON)


YR.	ERA	W-L	APP	GS	SHO	SV	IP	H	R	ER	BB	SO
2018	6.75	2-3	12	0	0	1	16.0	17	12	12	16	16
<b>TOT</b>	<b>6.75</b>	<b>2-3</b>	<b>12</b>	<b>0</b>	<b>0</b>	<b>1</b>	<b>16.0</b>	<b>17</b>	<b>12</b>	<b>12</b>	<b>16</b>	<b>16</b>

### NCAA TOURNAMENT

YR.	ERA	W-L	APP	GS	SHO	SV	IP	H	R	ER	BB	SO
2018	4.50	0-0	1	0	0	0	2.0	0	1	1	1	3
<b>TOT</b>	<b>4.50</b>	<b>0-0</b>	<b>1</b>	<b>0</b>	<b>0</b>	<b>0</b>	<b>2.0</b>	<b>0</b>	<b>1</b>	<b>1</b>	<b>1</b>	<b>3</b>

### GRADY'S CAREER HIGHS

Innings Pitched	2.2 vs. Duke (4/14/18)
Hits Allowed	3 at Boston College (4/20/18)
Runs Allowed	3 at Boston College (4/20/18)
Earned Runs Allowed	3 at Boston College (4/20/18)
Walks	3 (two times), last at Boston College (4/20/18)
Strikeouts	5 vs. Xavier (2/18/18)



## 33 CHASE HANEY

RHP, R-R, 6-6, 225, r-JR  
Winter Garden, Fla./Windermere Prep

2016-18 ACC Academic Honor Roll  
Fall 2017, Spring-Fall 2018 Dean's List  
2016 All-ACC Academic Team

JUNIOR (2018): Redshirt season.

SOPHOMORE (2017): Appeared in 33 games, finishing with 31.2 innings pitched, 26 strikeouts, and a 4.26 ERA...made his first relief appearance in the season opener when he entered in the seventh inning with two runners on and

proceeded to record two quick outs to end the inning and the Rams threat...pitched one out in the seventh inning against Jacksonville on February 28, helping FSU claim a 6-5 victory and earning his first win of the season...picked up a season-high three strikeouts in his two innings pitched on March 24 at Notre Dame to end the game and earn the Seminoles an 8-2 win...earned his second win of the season on April 28 over Virginia when he came in to pitch a scoreless sixth inning...pitched a total of one scoreless inning throughout the ACC Tournament with just one hit allowed and two strikeouts against Notre Dame and Duke...recorded three outs in the close game against Sam Houston State in the Super Regionals, shutting down the offense and helping Florida State reach a 7-6 win...induced two Cal State Fullerton outs in his first career College World Series appearance in which FSU won 6-4.

FRESHMAN (2016): Appeared in 31 games (the most amongst pitchers) and threw 32.1 innings and struck out 37 while working a 2.78 ERA...ended the season with a team-best 5-0 record... began his collegiate career on February 19 against Rhode Island where he put in an inning of work and struck out three...struck out a season-high four batters on March 8 against USF after pitching 2.0 innings and garnering his first collegiate career win...notched his second win of the season in a game against Georgia Tech on March 12 when he threw a season-high 3.2 innings without allowing a run and only surrendering one hit...named to the 2016 All-ACC Academic Team...placed on the ACC Academic Honor Roll for Student-Athletes...played summer ball for the Amsterdam Mohawks in the Perfect Game League where he finished the summer with 15 appearances, an ERA of 0.76, 38 strikeouts, and a pair of saves.

PERSONAL: Graduated from Windermere Prep in Winter Garden...wrapped up his senior season with a .390 batting average...tossed 30 innings while recording 44 strikeouts, 10 saves and a 1-0 record in his senior season...named first team All-District as both a sophomore and senior... ended his prep career with two home runs...member of National Honors Society as well as Science Club and History Club...has one sibling, John-Patrick...father Danny played basketball at Eastern Kentucky (1976-79) and has coached high school basketball for the last 25 seasons...majoring in commercial entrepreneurship...born August 18, 1995.

### HANEY'S CAREER STATS

OVERALL													
YR.	ERA	W-L	APP	GS	SHO	SV	IP	H	R	ER	BB	SO	
2016	2.78	5-0	31	0	0	0	32.1	29	16	10	19	37	
2017	4.26	3-2	33	0	0	0	31.2	31	15	15	8	26	
2018							DNP						
<b>TOT</b>	<b>3.52</b>	<b>8-2</b>	<b>64</b>	<b>0</b>	<b>0</b>	<b>0</b>	<b>64.0</b>	<b>60</b>	<b>31</b>	<b>25</b>	<b>27</b>	<b>63</b>	

### ACC (REGULAR SEASON)

YR.	ERA	W-L	APP	GS	SHO	SV	IP	H	R	ER	BB	SO
2016	3.09	2-0	10	0	0	0	11.2	9	4	4	4	12
2017	3.55	1-1	11	0	0	0	12.2	11	5	5	3	12
2018							DNP					
<b>TOT</b>	<b>3.33</b>	<b>3-1</b>	<b>21</b>	<b>0</b>	<b>0</b>	<b>0</b>	<b>24.1</b>	<b>20</b>	<b>9</b>	<b>9</b>	<b>7</b>	<b>24</b>

### ACC TOURNAMENT

YR.	ERA	W-L	APP	GS	SHO	SV	IP	H	R	ER	BB	SO
2016	0.00	0-0	3	0	0	0	2.1	2	0	0	1	3
2017	0.00	0-0	2	0	0	0	1.0	1	0	0	0	2
2018							DNP					
<b>TOT</b>	<b>0.00</b>	<b>0-0</b>	<b>5</b>	<b>0</b>	<b>0</b>	<b>0</b>	<b>3.1</b>	<b>3</b>	<b>0</b>	<b>0</b>	<b>1</b>	<b>5</b>

### NCAA TOURNAMENT

YR.	ERA	W-L	APP	GS	SHO	SV	IP	H	R	ER	BB	SO
2016	15.43	0-0	4	0	0	0	2.1	6	5	4	4	0
2017	0.00	1-0	3	0	0	0	2.1	1	0	0	0	1
2018							DNP					
<b>TOT</b>	<b>7.71</b>	<b>1-0</b>	<b>7</b>	<b>0</b>	<b>0</b>	<b>0</b>	<b>4.2</b>	<b>7</b>	<b>5</b>	<b>4</b>	<b>4</b>	<b>1</b>

### HANEY'S CAREER HIGHS

Innings Pitched	3.2 vs. Georgia Tech (3/12/16)
Hits Allowed	4 (four times), last vs. Florida (4/11/17)
Runs Allowed	4 vs. Florida (4/11/17)
Earned Runs Allowed	4 vs. Florida (4/11/17)
Walks	3 (two times), last at USF (3/8/16)
Strikeouts	4 at USF (3/8/16)



## 46 GAGE HUTCHINSON

RHP, R-R, 6-1, 185, r-SR  
Port Orange, Fla./Spruce Creek/Daytona State College

Fall 2018 Dean's List

REDSHIRT JUNIOR (2018): Appeared in 10 games, striking out 12 batters and finishing with a 1-0 record...reached on an error in his only plate appearance, coming around to score a run against UCF (3/21)...earned the win against Troy (2/24), allowing just one hit and striking out three against the Trojans in FSU's 6-5 win...threw a career high 2.0 innings against UCF (3/21), allowing a hit and striking out two batters.

# RETURNING PLAYERS

**PERSONAL:** Went 6-2 with 86 strikeouts in 84 innings en route to first team All-Conference and second team All-State honors in 2017 at Daytona State College...first team all-conference and second-team all-state at DSC...two-time pitcher of the year for Daytona State and all-time wins holder at Daytona State...three years on the Dean's List in high school at Spruce Creek...brother Bryce is in the Mets organization and father Roger was an outfielder at Marshall...majoring in psychology...born December 15, 1995.

## HUTCHINSON'S CAREER STATS

OVERALL												
YR.	ERA	W-L	APP	GS	SHO	SV	IP	H	R	ER	BB	SO
2018	11.70	1-0	10	0	0	0	10.0	20	16	13	7	12
<b>TOT</b>	<b>11.70</b>	<b>1-0</b>	<b>10</b>	<b>0</b>	<b>0</b>	<b>0</b>	<b>10.0</b>	<b>20</b>	<b>16</b>	<b>13</b>	<b>7</b>	<b>12</b>

## ACC (REGULAR SEASON)

YR.	ERA	W-L	APP	GS	SHO	SV	IP	H	R	ER	BB	SO
2018	63.00	0-0	1	0	0	0	1.0	6	7	7	2	0
<b>TOT</b>	<b>63.00</b>	<b>0-0</b>	<b>1</b>	<b>0</b>	<b>0</b>	<b>0</b>	<b>1.0</b>	<b>6</b>	<b>7</b>	<b>7</b>	<b>2</b>	<b>0</b>

## HUTCHINSON'S CAREER HIGHS

Innings Pitched	2.0 vs. UCF (3/21/18)
Hits Allowed	6 at North Carolina (3/23/18)
Runs Allowed	7 at North Carolina (3/23/18)
Earned Runs Allowed	7 at North Carolina (3/23/18)
Walks	2 (two times), last at North Carolina (3/23/18)
Strikeouts	3 vs. Troy (2/24/18)



## 17 CLAYTON KWIATKOWSKI

LHP, L-L, 6-2, 210, JR  
Tampa, Fla./Jesuit

**SOPHOMORE (2018):** Finished with a 4-1 record, 3.18 earned run average and 49 strikeouts over 26 appearances and 45.1 innings pitched...made his first career start against Kansas (3/6), allowing two earned runs in 3.1 innings with a career-high six strikeouts...pitched 7.2 innings in the ACC Tournament against Virginia (5/22) and Louisville (5/27), allowing just two hits and one run while striking out six as FSU won its second-consecutive ACC Championship...his four innings

against Louisville in the title game set a career high...earned wins against Kansas, Notre Dame (3/18), UCF (3/21) and Virginia in the ACC Tournament...pitched on Opening Day against Xavier (2/16), allowing an unearned run in one inning.

**FRESHMAN (2017):** Posted a 2.45 ERA through 22.0 innings pitched in the 2017 season...in his 18 appearances, he surrendered just six earned runs and tallied 22 strikeouts...in his FSU debut, he pitched one scoreless inning with one hit allowed to Samford on February 24...pitched a then-career-high 3.2 innings in which he allowed three hits and struck out three to earn his first win of the season against Stetson on April 19...played summer ball for Charlottesville in the Valley League in which he appeared in four games, notching one save and 10 strikeouts in five innings.

**PERSONAL:** Graduated from Jesuit High School in Tampa...given a 2016 Rawlings-Perfect Game honorable mention...placed on the Florida All-Region second team...ranked the No. 9 left-handed pitcher in Florida in his class by Perfect Game...finished his senior season at Jesuit with a 1.34 ERA...majoring in social science...born April 6, 1998.

## KWIATKOWSKI'S CAREER STATS

OVERALL												
YR.	ERA	W-L	APP	GS	SHO	SV	IP	H	R	ER	BB	SO
2017	2.45	1-0	18	0	0	0	22.0	17	6	6	12	22
2018	3.18	4-1	26	1	0	2	45.1	35	19	16	21	49
<b>TOT</b>												

## ACC (REGULAR SEASON)

YR.	ERA	W-L	APP	GS	SHO	SV	IP	H	R	ER	BB	SO
2017	3.38	0-0	10	0	0	0	10.2	8	4	4	5	11
2018	3.06	1-1	12	0	0	2	17.2	12	6	6	8	15
<b>TOT</b>												

## ACC TOURNAMENT

YR.	ERA	W-L	APP	GS	SHO	SV	IP	H	R	ER	BB	SO
2017							DNP					
2018	1.17	1-0	2	0	0	0	7.2	2	1	1	3	6
<b>TOT</b>	<b>1.17</b>	<b>1-0</b>	<b>2</b>	<b>0</b>	<b>0</b>	<b>0</b>	<b>7.2</b>	<b>2</b>	<b>1</b>	<b>1</b>	<b>3</b>	<b>6</b>

## NCAA TOURNAMENT

YR.	ERA	W-L	APP	GS	SHO	SV	IP	H	R	ER	BB	SO
2017							DNP					
2018	10.80	0-0	1	0	0	0	1.2	5	4	2	0	3
<b>TOT</b>	<b>10.80</b>	<b>0-0</b>	<b>1</b>	<b>0</b>	<b>0</b>	<b>0</b>	<b>1.2</b>	<b>5</b>	<b>4</b>	<b>2</b>	<b>0</b>	<b>3</b>

## KWIATKOWSKI'S CAREER HIGHS

Innings Pitched	4.0 vs. Louisville (5/27/18 - ACC Tournament)
Hits Allowed	5 (two times), last vs. Samford (6/1/18 - NCAA Regionals)
Runs Allowed	4 vs. Samford (6/1/18 - NCAA Regionals)
Earned Runs Allowed	3 vs. Clemson (4/15/17)
Walks	4 vs. Jacksonville (5/9/17)
Strikeouts	6 vs. Kansas (3/6/18)



## 22 DREW MENDOZA

INF, L-R, 6-5, 230, JR  
Minneola, Fla./Lake Minneola

**2018 All-ACC Third Team**  
**2017 & 2018 ACC Championship Team**  
**2018 ABCA All-Atlantic Region Second Team**  
**2017 & 2018 All-ACC Academic Team**  
**2017 Freshman All-American (Collegiate Baseball)**  
**2017 Second Team Freshman All-American (Baseball America, D1Baseball)**  
**2017 ACC All-Freshman Team**  
**2017 ACC Academic Honor Roll**  
**2017 College World Series All-Tournament Team**  
**2016 MLB Draft: 36th Round (1075), Detroit Tigers**

**SOPHOMORE (2018):** Started all 62 games at third base, hitting .313 with seven home runs, 17 doubles, a triple, 44 RBI and 44 runs scored...drew 46 walks for a .440 on-base percentage...game-winning hit in the ACC Championship Game against Louisville, lacing a two-run double to give FSU a 10-8 lead in the 10th inning...earned a place on the ACC Championship team for the second straight year after hitting 5-for-12 with a home run, five RBI and six walks over four games...in two ACC title games, Mendoza is hitting 5-for-7 with 7 RBI, 3 runs and 4 walks...career-high five hits against Stetson (4/18)...also had four hits against Mount St. Mary's (5/13) with a season-high five RBI...had a nine-game streak with at least one extra-base hit, the longest stretch in the country in 2018...16-game hitting streak was a career-long...two walk-off singles on consecutive weekends against Troy (2/24) and UNC Asheville (3/3)...had an RBI double against Samford in the NCAA regionals (6/1)...played his summer ball for the Chatham Anglers of the Cape Cod League.

**FRESHMAN (2017):** Started 43 games in the 2017 season, batting .270 with 33 RBI, 33 runs and 10 home runs, the most among FSU's freshmen...made his season debut on March 31 after various injuries kept him sidelined for 26 games...collected his first RBI of the season with a sacrifice fly on April 1 against North Carolina when the Seminoles fell 5-2 in extra innings...switched from third to first base starting on April 4 against Florida Gulf Coast, a game in which he also picked up his first career hit with an infield single to first...earned his first multi-hit game on April 7 against NC State with three hits that came to two doubles and a single, as well as four RBI...smacked his first career home run on April 9 against NC State to cap off a 6-for-12 weekend that came with six RBI...hit two home runs and knocked in six runs on May 9 against Jacksonville, helping bring Florida State a 21-2 victory...was named to the ACC All-Freshman Team on May 23...slugged a pair of home runs on May 28 against North Carolina in the ACC Championship as FSU rallied to claim a 7-3 win...was named to the ACC All-Tournament Team on May 28...smacked a solo shot to right field on June 19 in the College World Series to push FSU's lead to 3-1 over Cal State Fullerton...hit his second solo home run of the College World Series in the final game against LSU to cut into the Tigers' 5-0 lead...named a Second Team Freshman All-American by Baseball America and D1Baseball.com...earned College World Series All-Tournament honors for his three-game performance...played summer ball for the Y-D Red Sox in the Cape Cod League where he collected 14 hits and eight RBI with a home run.

**PERSONAL:** Was the top-rated high school player in the nation to attend college in 2016...graduated from Lake Minneola High School in Minneola, Fla....drafted in the 36th round of the 2016 MLB First Year Player Draft by the Detroit Tigers...ranked the 36th overall prospect entering the MLB draft...capped off his senior year season with a .563 on-base percentage and 31 RBI in 28 games...named to the 2016 Rawlings/Perfect Game first team...rated as the No. 1 overall shortstop in the country in his 2016 class by Perfect Game...placed on the Florida All-Region first team...excelled as a multi-sport athlete and was the leading scorer on the Lake Minneola basketball team his senior year...majoring in statistics...born October 10, 1997.

## MENDOZA'S CAREER STATS

### OVERALL

YR.	AVG	GP-GS	AB	R	H	2B	3B	HR	RBI	SLG	SF-SH	SB-SBA
2017	.270	43-43	148	33	40	9	0	10	33	.534	3-2	3-4
2018	.313	62-62	224	44	70	17	1	7	44	.491	5-0	3-3
<b>TOT</b>												

### ACC (REGULAR SEASON)

YR.	AVG	GP-GS	AB	R	H	2B	3B	HR	RBI	SLG	SF-SH	SB-SBA
2017	.254	19-19	67	12	17	4	0	3	13	.448	2-1	1-2
2018	.211	29-29	109	19	23	7	0	2	10	.330	2-0	1-1
<b>TOT</b>												

### ACC TOURNAMENT

YR.	AVG	GP-GS	AB	R	H	2B	3B	HR	RBI	SLG	SF-SH	SB-SBA
2017	.200	4-4	15	3	3	0	0	2	4	.600	0-0	0-0
2018	.417	4-4	12	4	5	1	0	1	5	.750	0-0	0-0
<b>TOT</b>												

### NCAA TOURNAMENT

YR.	AVG	GP-GS	AB	R	H	2B	3B	HR	RBI	SLG	SF-SH	SB-SBA
2017	.278	10-10	36	8	10	2	0	3	5	.583	0-0	0-0
2018	.167	2-2	6	0	1	1	0	0	1	.333	0-0	0-0
<b>TOT</b>												

## MENDOZA'S CAREER HIGHS

At-Bats	6 (three times), last vs. Mount St. Mary's (3/13/18)
Runs	3 (two times), last vs. Jacksonville (5/9/17)
Hits	5 vs. Stetson (4/18/18)
RBI	6 vs. Jacksonville (5/9/17)
Walks	3 (two times), last at Boston College (4/20/18)
Hit by Pitch	1 (12 times), last vs. NC State (5/25/18 - ACC Tournament)
Stolen Bases	1 (six times), last at Clemson (5/7/18)



## 43 DREW PARRISH

LHP, L-L, 5-11, 200, JR  
Rockledge, Fla./Rockledge

- Fall 2018 Dean's List
- 2018 Second Team All-American (Collegiate Baseball)
- 2018 Third Team All-American (D1Baseball)
- 2018 Honorable Mention All-American (Perfect Game)
- 2018 ABCA All-Atlantic Region First Team
- 2018 First Team All-ACC
- 2018 ACC Championship Team

**SOPHOMORE (2018):** Started all 16 appearances, finishing 5-1 with a 2.52 earned run average and 128 strikeouts in 107.0 innings pitched...opponents hit just .186 off Parrish...All-ACC first team and All-Atlantic Region first team pitcher...notched complete games in his final two appearances of the season, against NC State in the ACC Tournament and Mississippi State in the NCAA Tournament...struck out a career-high 14 Wolfpack batters in the ACC Tournament, tying the FSU record in an ACC Tournament game (Randy Choate vs. NC State, 1997)...the 14 strikeouts were the most for a Seminole since Luke Weaver struck out 14 against Troy in 2013...struck out 13 against Miami (4/27), allowing just four hits in eight innings in FSU's 2-0 win, earning a Golden Spikes Award Performance of the Week nomination...struck out at least 10 batters in four of his final six appearances - Miami (13, 4/27); Mount St. Mary's (11, 5/11); NC State (5/17, 10); and NC State (5/25, 14)...allowed just one run at No. 6 Clemson (5/5)...earned wins against Xavier (2/18), Notre Dame (3/17), Miami (4/27), Mount St. Mary's (5/11) and NC State (5/25)...finished in the top five in the ACC in hits allowed per nine innings (1st, 5.97), WHIP (1st, 1.01), starts (2nd, 16), complete games (2nd, 2), strikeouts (2nd, 128), ERA (4th, 2.52) and strikeouts/9 IP (5th, 10.77)...played summer ball for the Team USA Collegiate National Team with teammate CJ Van Eyk.

**FRESHMAN (2017):** Made 19 appearances in the 2017 season and started 15 games...ended the year with a 6-3 record, along with 93 strikeouts through 91.2 innings pitched...made his collegiate debut on February 18 against VCU when he pitched a one-run ninth inning before Florida State claimed the 12-3 victory...picked up his first win of the season on his first career start on February 26 against Samford with his six inning, one-run performance that came with six strikeouts...pitched six shutout innings on March 11 against Boston College, where he was able to tally five more strikeouts and add on his second win of the season...pitched a career game on March 25 at Notre Dame with a complete game, one-earned run outing that earned the Seminoles a 5-1 win, with the Fighting Irish offense notching just three hits...hurled seven and two-third innings in the series finale against Pacific, where he held the Tigers to just

three runs, giving him his fourth quality start of the year...came in to pitch in relief in the ACC Championship game against North Carolina on May 28 in which he pitched 2.2 hitless innings to help lead FSU to the 7-3 victory...pitched a dominant 7.1 innings in the first game of the Tallahassee Regional, as he allowed just one run and struck out a season-high 12 Tennessee Tech batters on June 2...threw five scoreless innings of two-hit baseball while leading the Seminoles to the 19-0 Super Regional win over Sam Houston State, sending Florida State into their 22nd College World Series.

**PERSONAL:** Graduated from Rockledge High School in Rockledge, Fla....2016 Rawlings/Perfect Game honorable mention All-American...named to the Florida All-Region second team...ranked the No. 7 left-handed pitcher in Florida by Perfect Game...fastball can dip into the low 90s...majoring in environment and society...born December 8, 1997.

## PARRISH'S CAREER STATS

### OVERALL

YR.	ERA	W-L	APP	GS	SHO	SV	IP	H	R	ER	BB	SO
2017	4.52	6-3	19	15	0	0	91.2	80	52	46	29	93
2018	2.52	5-1	16	16	0	0	107.0	71	35	30	37	128
<b>TOT</b>												

### ACC (REGULAR SEASON)

YR.	ERA	W-L	APP	GS	SHO	SV	IP	H	R	ER	BB	SO
2017	6.00	2-3	8	7	0	0	39.0	45	31	26	15	41
2018	3.03	2-0	10	10	0	0	65.1	48	24	22	28	70
<b>TOT</b>												

### ACC TOURNAMENT

YR.	ERA	W-L	APP	GS	SHO	SV	IP	H	R	ER	BB	SO
2017	1.04	0-0	2	1	0	0	8.2	4	1	1	3	8
2018	2.00	1-0	1	1	0	0	9.0	5	2	2	1	14
<b>TOT</b>												

### NCAA TOURNAMENT

YR.	ERA	W-L	APP	GS	SHO	SV	IP	H	R	ER	BB	SO
2017	2.50	1-0	3	3	0	0	18.0	8	5	5	5	25
2018	3.12	0-1	1	1	0	0	8.2	4	3	3	2	7
<b>TOT</b>												

## PARRISH'S CAREER HIGHS

Innings Pitched	9.0 (two times), last vs. NC State (5/25/18 - ACC Tournament)
Hits Allowed	8 (three times), last at Georgia Tech (4/7/18)
Runs Allowed	7 (two times), last at NC State (4/9/17)
Earned Runs Allowed	7 (two times), last at NC State (4/9/17)
Walks	5 at North Carolina (3/23/18)
Strikeouts	14 vs. NC State (5/25/18 - ACC Tournament)



## 29 AUSTIN POLLOCK

LHP, L-L, 6-3, 180, SO  
Tallahassee, Fla./Lincoln

2017 MLB Draft: 40th Round (1204), St. Louis Cardinals

**FRESHMAN (2018):** Made 10 starts and 15 appearances in 2018, finishing 4-4 with a 5.28 earned run average...struck out 49 batters in 61.1 innings pitched and opponents hit .282 against him...allowed just three hits and no runs while striking out five in his first appearance as a Seminole, in relief against Xavier (2/17)...made his first start a week later, pitching a career-high 6.0 innings in a 9-4 win against Troy (2/25)...pitched 6.0 innings five times, including against Notre Dame (3/18) in ACC play...threw 4.1 relief innings against Virginia (5/22) in the ACC Tournament, keeping the Cavaliers off the board with just one hit as FSU went on to win 3-2 in extra innings en route to a second-consecutive ACC Championship title...allowed just one earned run in his first 16.0 innings pitched...struck out a career-high nine against UNC Asheville (3/4).

**PERSONAL:** Led Lincoln High to the 2017 state championship, finishing 10-3 with a 1.62 earned run average and 91 strikeouts in 77.2 innings as a senior...won his final nine starts of the year, including a 4-0 win in the state semifinals...in the championship game, his two-run home run led the Trojans to the first title in school history...40th Round pick in the 2017 MLB Draft...honorable mention All-American and No. 371 in the Perfect Game National Rankings...grandfather Jack Dull played baseball at Florida State from 1959-61...majoring in criminology...born December 12, 1998.

# RETURNING PLAYERS

## POLLOCK'S CAREER STATS

OVERALL												
YR.	ERA	W-L	APP	GS	SHO	SV	IP	H	R	ER	BB	SO
2018	5.28	4-4	15	10	0	1	61.1	67	45	36	31	49
<b>TOT</b>	<b>5.28</b>	<b>4-4</b>	<b>15</b>	<b>10</b>	<b>0</b>	<b>1</b>	<b>61.1</b>	<b>67</b>	<b>45</b>	<b>36</b>	<b>31</b>	<b>49</b>

## ACC (REGULAR SEASON)

YR.	ERA	W-L	APP	GS	SHO	SV	IP	H	R	ER	BB	SO
2018	9.24	0-3	8	5	0	0	25.1	35	30	26	22	15
<b>TOT</b>	<b>9.24</b>	<b>0-3</b>	<b>8</b>	<b>5</b>	<b>0</b>	<b>0</b>	<b>25.1</b>	<b>35</b>	<b>30</b>	<b>26</b>	<b>22</b>	<b>15</b>

## POLLOCK'S CAREER HIGHS

Innings Pitched	6.0 (five times), last vs. Jacksonville (5/9/18)
Hits Allowed	8 (two times), last vs. Jacksonville (5/9/18)
Runs Allowed	6 at Wake Forest (3/10/18)
Earned Runs Allowed	6 at Wake Forest (3/10/18)
Walks	5 (two times), last at Georgia Tech (4/8/18)
Strikeouts	9 vs. UNC Asheville (3/4/18)



## 16 MIKE SALVATORE

**INF, R-R, 6-0, 186, SR**  
Ewing, N.J./Ewing/Northwest Florida State College

2015 MLB Draft: 19th Round (565), Cincinnati Reds

**JUNIOR (2018):** Started all 62 games at shortstop, hitting .244 with 58 hits, eight doubles, a triple and a home run...drew 28 walks and struck out just 20 times...hit his lone home run against Louisville (3/30), a grand slam that set a season-high for RBI in a game (four)...his triple came in the opener of the NCAA Tournament against Samford (6/1), scoring two FSU runs...joined Drew

Mendoza and Cal Raleigh as the only players to start every game in 2018...scored a season-high three runs against Xavier (2/17)...had three hits in four different games, including twice against Georgia Tech and a 3-for-3 game against No. 4 NC State...had a team-high eight assists at North Carolina...played his summer ball for the Cotuit Kettleers of the Cape Cod League.

**PERSONAL:** Salvatore led Northwest Florida State College in 2017 in hits (53), runs (39) and stolen bases (12) while hitting .293...taken in the 19th Round of the 2015 MLB Draft out of Ewing High in Ewing, N.J....majoring in social science...born December 27, 1996.

## SALVATORE'S CAREER STATS

OVERALL												
YR.	AVG	GP-GS	AB	R	H	2B	3B	HR	RBI	SLG	SF-SH	SB-SBA
2018	.244	62-62	238	44	58	8	1	1	27	.298	6-3	8-12
<b>TOT</b>	<b>.244</b>	<b>62-62</b>	<b>238</b>	<b>44</b>	<b>58</b>	<b>8</b>	<b>1</b>	<b>1</b>	<b>27</b>	<b>.298</b>	<b>6-3</b>	<b>8-12</b>

## ACC (REGULAR SEASON)

YR.	AVG	GP-GS	AB	R	H	2B	3B	HR	RBI	SLG	SF-SH	SB-SBA
2018	.252	29-29	111	20	28	4	0	1	14	.315	2-2	4-8
<b>TOT</b>	<b>.252</b>	<b>29-29</b>	<b>111</b>	<b>20</b>	<b>28</b>	<b>4</b>	<b>0</b>	<b>1</b>	<b>14</b>	<b>.315</b>	<b>2-2</b>	<b>4-8</b>

## ACC TOURNAMENT


YR.	AVG	GP-GS	AB	R	H	2B	3B	HR	RBI	SLG	SF-SH	SB-SBA
2018	.278	4-4	18	1	5	1	0	0	1	.333	0-1	0-0
<b>TOT</b>	<b>.278</b>	<b>4-4</b>	<b>18</b>	<b>1</b>	<b>5</b>	<b>1</b>	<b>0</b>	<b>0</b>	<b>1</b>	<b>.333</b>	<b>0-1</b>	<b>0-0</b>

## NCAA TOURNAMENT

YR.	AVG	GP-GS	AB	R	H	2B	3B	HR	RBI	SLG	SF-SH	SB-SBA
2018	.286	2-2	7	1	2	0	1	0	2	.571	0-0	0-0
<b>TOT</b>	<b>.286</b>	<b>2-2</b>	<b>7</b>	<b>1</b>	<b>2</b>	<b>0</b>	<b>1</b>	<b>0</b>	<b>2</b>	<b>.571</b>	<b>0-0</b>	<b>0-0</b>

## SALVATORE'S CAREER HIGHS

At-Bats	6 at Boston College (4/20/18)
Runs	3 vs. Xavier (2/17/18)
Hits	3 (four times), last NC State (5/17/18)
RBI	4 vs. Louisville (3/30/18)
Walks	2 (six times), last vs. Mississippi State (6/2/18 - NCAA Regionals)
Hit by Pitch	1 (seven times), last vs. NC State (5/19/18)
Stolen Bases	1 (eight times), last at Boston College (4/20/18)



## 13 JONAH SCOLARO

**LHP, L-L, 5-10, 180, SO**  
Valrico, Fla./Durant

2018 Freshman All-American (Collegiate Baseball)

**FRESHMAN (2018):** Led FSU with six saves...27 appearances, all out of the bullpen, finishing with a 3.43 ERA and 2-1 record...earned second win in the ACC Championship Game against Louisville, pitching the final three innings and allowing three hits and no runs as FSU won 11-8 in 10 innings...earned his first save as a Nole at Jacksonville (2/27), pitching the final three innings in relief of Andrew Karp in FSU's 4-0 win over the Dolphins...

five of his six saves were at least three innings pitched...won his first game at North Carolina, a 6-3 FSU win where he struck out four batters over 2.1 innings as the Seminoles won in 10 innings...struck out a career-high six batters and pitched a career-high four innings against Kansas (3/5)...pitched two scoreless innings against Samford in the NCAA Tournament...in three games against JU, pitched 8.0 innings and struck out 14 with zero runs allowed.

**PERSONAL:** Out of Durant High, went 5-2 with a 1.05 earned run average with 85 strikeouts in just 45 innings pitched as a senior...his 306 career strikeouts are the most in Durant history and he was a four-time All-County selection and an honorable mention All-American...at the plate, hit .385 with nine doubles, two triples and a pair of home runs...Southeast Pitcher of the Week and Wade Boggs Award finalist...brother Jacob attends FSU...dad Donny spent two seasons in the Houston Astros organization as an infielder after getting drafted in the 22nd round in 1994...majoring in criminology...born September 3, 1998.

## SCOLARO'S CAREER STATS

OVERALL												
YR.	ERA	W-L	APP	GS	SHO	SV	IP	H	R	ER	BB	SO
2018	3.43	2-1	27	0	0	6	44.2	46	21	17	18	60
<b>TOT</b>	<b>3.43</b>	<b>2-1</b>	<b>27</b>	<b>0</b>	<b>0</b>	<b>6</b>	<b>44.2</b>	<b>46</b>	<b>21</b>	<b>17</b>	<b>18</b>	<b>60</b>

## ACC (REGULAR SEASON)

YR.	ERA	W-L	APP	GS	SHO	SV	IP	H	R	ER	BB	SO
2018	6.04	1-1	14	0	0	3	22.1	26	19	15	11	29
<b>TOT</b>	<b>6.04</b>	<b>1-1</b>	<b>14</b>	<b>0</b>	<b>0</b>	<b>3</b>	<b>22.1</b>	<b>26</b>	<b>19</b>	<b>15</b>	<b>11</b>	<b>29</b>

## ACC TOURNAMENT

YR.	ERA	W-L	APP	GS	SHO	SV	IP	H	R	ER	BB	SO
2018	0.00	1-0	1	0	0	0	3.0	3	0	0	0	2
<b>TOT</b>	<b>0.00</b>	<b>1-0</b>	<b>1</b>	<b>0</b>	<b>0</b>	<b>0</b>	<b>3.0</b>	<b>3</b>	<b>0</b>	<b>0</b>	<b>0</b>	<b>2</b>

## NCAA TOURNAMENT


YR.	ERA	W-L	APP	GS	SHO	SV	IP	H	R	ER	BB	SO
2018	0.00	0-0	1	0	0	0	2.0	2	0	0	2	2
<b>TOT</b>	<b>0.00</b>	<b>0-0</b>	<b>1</b>	<b>0</b>	<b>0</b>	<b>0</b>	<b>2.0</b>	<b>2</b>	<b>0</b>	<b>0</b>	<b>2</b>	<b>2</b>

## SCOLARO'S CAREER HIGHS

Innings Pitched	4.0 vs. Kansas (3/5/18)
Hits Allowed	5 vs. Miami (4/29/18)
Runs Allowed	4 (two times), last at Boston College (4/20/18)
Earned Runs Allowed	4 at Georgia Tech (4/8/18)
Walks	2 (three times), last vs. Samford (6/1/18 - NCAA Regionals)
Strikeouts	6 vs. Kansas (3/5/18)







## 9 COOPER SWANSON

INF, R-R, 6-1, 205, 50  
Fort Myers, Fla./Canterbury School

FRESHMAN (2018): Appeared in 29 games, making 16 starts (9 in OF, 7 as DH)...hit .255 with 14 hits, four doubles and two home runs...added four RBI and 12 runs scored...hit his first career home run against Jacksonville (4/4)...successfully reached base in his first seven plate appearances...had his only multi-hit game against UNC Asheville (3/4)...hit his second home run against Florida (4/10) in his first career at-bat in the rivalry...had his only outfield assist of the season in his first start in

the outfield at Georgia Tech (4/7)...drew 13 walks, including a season-high three against UNC Asheville (3/2)...played his summer ball for the Wisconsin Woodchucks of the Northwoods League.

PERSONAL: Led The Canterbury School to back-to-back 3A state championships in 2016 and 2017, hitting .420 with seven home runs as a senior...ranked No. 488 in the Perfect Game National Rankings and was an honorable mention All-American...also played six years of basketball...dad Duane played baseball at UCF...majoring in sport management...born December 17, 1998.

### SWANSON'S CAREER STATS

OVERALL												
YR.	AVG	GP-GS	AB	R	H	2B	3B	HR	RBI	SLG	SF-SH	SB-SBA
2018	.255	29-16	55	12	14	4	0	2	4	.436	0-0	3-3
TOT	.255	29-16	55	12	14	4	0	2	4	.436	0-0	3-3

### ACC (REGULAR SEASON)

YR.	AVG	GP-GS	AB	R	H	2B	3B	HR	RBI	SLG	SF-SH	SB-SBA
2018	.185	13-8	27	5	5	1	0	0	0	.222	0-0	2-2
TOT	.185	13-8	27	5	5	1	0	0	0	.222	0-0	2-2

### SWANSON'S CAREER HIGHS

At-Bats	4 (three times), last vs. Duke (4/13/18)
Runs	2 (three times), last vs. Louisville (3/30/18)
Hits	2 vs. UNC Asheville (3/4/18)
RBI	1 (four times), last vs. Mount St. Mary's (3/11/18)
Walks	3 vs. UNC Asheville (3/2/18)
Hit by Pitch	1 (two times), last vs. Jacksonville (4/4/18)
Stolen Bases	1 (three times), last vs. Duke (4/14/18)



## 15 CJ VAN EYK

RHP, R-R, 6-1, 205, 50  
Lutz, Fla./Steinbrenner

2018 Second Team Freshman All-American (Baseball America, D1Baseball, NCBWA)  
2018 ACC All-Freshman Team  
2017 MLB Draft: 19th Round (577), New York Mets

FRESHMAN (2018): Second-team freshman All-American made 19 appearances, including five starts, finishing with a 7-0 record and 2.86 earned run average...seven wins without a loss is the most for a Seminole pitcher since Kevin Lynch went 12-0 in 2005...struck out 71 batters in 56.2

innings pitched, allowing 42 hits and walking 30...earned a save in his second appearance as a Seminole, pitching 3.0 innings against UNC Asheville (3/4)...made his first appearance against Troy (2/23)...made his first start against UCF (3/21)...had back-to-back strong relief outings against North Carolina (3/25) and Louisville (3/31)...against the Tar Heels, allowed just two hits and struck out five in 4.1 innings to earn his first career victory...against the Cardinals, struck out four and allowed just one run in six innings...started against Boston College at Fenway Park, his first start in a weekend rotation...against Miami (4/28), pitched a career-high 7.1 innings, struck out a career-best 10 and allowed just one run in FSU's 10-1 win, the 1,975th of head coach Mike Martin's career...followed that up with a win at Clemson, pitching the final 6.1 frames of a 13-inning, 3-2 FSU win for Martin's 1,976th win, the most in college baseball history...earned both regular season wins against NC State, pitching an inning in each game...in a tie game in the 11th inning vs. the Wolfpack (5/17), allowed a leadoff triple but struck out the next three batters and FSU won on Steven Wells' walk-off home run...started the ACC Tournament opener against Virginia (5/22) and earned his seventh win of the year against Clemson in the semifinals (5/26), allowing a hit and striking out five without allowing a run over the final three innings...struck out a batter in 0.2 innings pitched in the NCAA Tournament against Samford...joined with teammate Drew Parrish to pitch for the Team USA Collegiate National Team over the summer.

PERSONAL: Taken in the 19th Round of the 2017 MLB Draft out of Steinbrenner High...as a senior, was 5-1 with a 0.73 earned run average, recording 56 strikeouts in 38.1 innings pitched...he earned first team All-American honors and was ranked No. 57 in the Perfect Game National Rankings...also a first team All-American as a junior...Florida Dairy Farmer Player of the Year...gold medalist with the 18U USA National Team and led Steinbrenner to the 8A state championship in 2016...majoring in criminology...born September 15, 1998.

### VAN EYK'S CAREER STATS

OVERALL													
YR.	ERA	W-L	APP	GS	SHO	SV	IP	H	R	ER	BB	SO	
2018	2.86	7-0	19	5	0	2	56.2	42	19	18	30	71	
TOT	2.86	7-0	19	5	0	2	56.2	42	19	18	30	71	

### ACC (REGULAR SEASON)

YR.	ERA	W-L	APP	GS	SHO	SV	IP	H	R	ER	BB	SO
2018	2.37	5-0	9	2	0	0	30.1	22	9	8	17	36
TOT	2.37	5-0	9	2	0	0	30.1	22	9	8	17	36

### ACC TOURNAMENT

YR.	ERA	W-L	APP	GS	SHO	SV	IP	H	R	ER	BB	SO
2018	3.00	1-0	2	1	0	0	6.0	6	2	2	4	9
TOT	3.00	1-0	2	1	0	0	6.0	6	2	2	4	9

### NCAA TOURNAMENT

YR.	ERA	W-L	APP	GS	SHO	SV	IP	H	R	ER	BB	SO
2018	0.00	0-0	1	0	0	0	0.2	0	0	0	2	1
TOT	0.00	0-0	1	0	0	0	0.2	0	0	0	2	1

### VAN EYK'S CAREER HIGHS

Innings Pitched	7.1 vs. Miami (4/28/18)
Hits Allowed	7 vs. Miami (4/28/18)
Runs Allowed	5 at Boston College (4/21/18)
Earned Runs Allowed	4 at Boston College (4/21/18)
Walks	5 at Boston College (4/21/18)
Strikeouts	10 vs. Miami (4/28/18)





**40 JACK ANDERSON**

RHP, R-R, 6-3, 185, FR  
Tampa, Fla./Jesuit

2018 MLB Draft: 36th Round (1087), New York Yankees

PERSONAL: Selected in the 36th round of the 2018 MLB Draft by the Yankees out of Jesuit High in Tampa...rated the No. 157 player and No. 53 right-handed pitcher in the 2018 class by Perfect Game...rated No. 31 overall and No. 12 RHP in Florida by Perfect Game...finished 5-2 with a 1.26 earned run average and 53 strikeouts for Jesuit as a senior...named first team All-Tampa

and All-Hillsborough County by the Tampa Bay Times as a sophomore, junior and senior...was a preseason Rawlings/Perfect Game All-American...helped lead Jesuit to the 2017 6A state title game...chose Florida State over offers from Florida and NC State, among others...majoring in finance...born November 23, 1999.



**19 ELIJAH CABELL**

OF, R-R, 6-2, 195, FR  
Winter Park, Fla./TNXL Academy

2018 MLB Draft: 14th Round (425), Milwaukee Brewers

PERSONAL: A late addition to the Seminoles' 2018 class...rated as the No. 38 overall player and No. 9 outfielder in the country by Perfect Game...No. 70 overall player by Baseball America...No. 7 player in Florida and No. 2 outfielder in the state by Perfect Game...14th Round pick of the Milwaukee Brewers in the 2018 MLB Draft...was a 2018 Rawlings/Perfect Game All-American and All-Florida first

team...participated in the USA Baseball 17U National Team Development Program...2017 Rawlings/Perfect Game first team underclass All-American...chose Florida State over Virginia, North Carolina and LSU, among other offers...exploratory major...born June 30, 1999.



**51 NICO BALDOR**

INF, L-R, 6-2, 195, JR  
Tampa, Fla./Jesuit/Miami

PERSONAL: Played in 34 games at the University of Miami in 2017...started 14 games, hitting .239 with three doubles and three RBI...made nine starts in right field, four as the designated hitter and one at first base...played four seasons for Jesuit, helping lead the team to regional finals and a district title in his final year...hit .350 with 25 RBI as a senior...No. 121 overall player in Florida in 2016...honorable mention All-Hillsborough County by the Tampa Bay Times...majoring in professional sales...born December 19, 1997.



**2 NANDER DE SEDAS**

INF, S-R, 6-2, 192, FR  
Panama City, Panama/Montverde Academy (Fla.)

2018 MLB Draft: 29th Round (875), Milwaukee Brewers

PERSONAL: Attended the same high school (Montverde Academy) as Cleveland Indians shortstop Francisco Lindor...helped lead Montverde to a perfect 25-0 record as a senior and the No. 3 national ranking from USA Today...originally from Panama and moved to Florida in 2015...once in America, began hitting from both

sides of the plate...finished his senior year at Montverde hitting .385 with two home runs, 16 RBI, 26 runs and a .531 on-base percentage...was the second-highest rated high school player to attend college from the 2018 recruiting class...rated the No. 28 overall draft prospect by Baseball America, No. 43 by Perfect Game and No. 56 by MLB Pipeline...2017 Under Armour All-American, 2017 Perfect Game All-American and 2018 Rawlings/Perfect Game first team All-American...rated the No. 2 overall player in Florida and the state's No. 1 shortstop by Perfect Game...first team All-Florida and third team All-USA by USA Today...majoring in sport management...born July 25, 1999.



**37 TIM BECKER**

OF, L-R, 6-0, 185, SR  
Wellington, Fla./Palm Beach Central

PERSONAL: Spent the previous three seasons on the Florida State club baseball team...was the team captain and President in 2018...spent his freshman season at Palm Beach State College...injured his senior year of high school and at Palm Beach State College before coming to FSU...joins the likes of Golden Spikes Award winner Mike Fuentes and current Los Angeles Angels infielder Sherman Johnson as walk-ons for the Seminoles...graduated with a degree in finance and is working towards his MBA...born October 3, 1995.



**3 DAKOTA GAILLARD**

INF, R-R, 6-0, 165, FR  
Jupiter, Fla./Jupiter

PERSONAL: Graduated from Jupiter High in Jupiter, Fla....rated the No. 45 second baseman in the state of Florida by Perfect Game...hit .367 with four doubles, three triples, 10 RBI and 19 runs scored...added 16 stolen bases for the Warriors en route to winning the Class 9A state title over Timber Creek...hit leadoff in the title game and scored a run...as a senior, named a Florida Region Honorable Mention by Perfect Game; the Palm Beach 9A-7A second team by the Sun Sentinel; and

first team All-County by the regions coaches...in 2017, was a 9A-7A honorable mention...played with FSU sophomore Reese Albert at Jupiter...exploratory major...born January 8, 2000.



**18 COLE BEVERLIN**

RHP, R-R, 6-4, 180, FR  
Port Orange, Fla./Spruce Creek

2018 MLB Draft: 39th Round (1166), Toronto Blue Jays

PERSONAL: Rated the No. 42 right-handed pitcher in Florida by Perfect Game...as a senior at Spruce Creek, went 6-4 over 11 starts with a 2.86 earned run average, 71 strikeouts and 19 walks in 56.1 innings pitched...preseason 2018 Rawlings/Perfect Game honorable mention All-American...earned second team All-Area honors from the Daytona News Journal...Rawlings/Perfect Game

honorable mention All-American...majoring in sport management...born July 29, 1999.



## 14 TROY HAMILTON

INF, R-R, 5-11, 155, FR  
Royal Palm Beach, Fla./American Heritage

PERSONAL: Rated the No. 46 shortstop in Florida by Perfect Game...hit .405 with a home run, 14 doubles, 19 RBI and 29 stolen bases for American Heritage...led American Heritage to a 17-7-1 record as a senior and the second round of the 4A state playoffs...hit .289 as a junior with 16 RBI and 21 stolen bases...2017 All-Palm Beach 6A-1A second team...preseason Rawlings/Perfect Game honorable mention All-American...chose Florida State over offers from Florida and UCF...majoring in sport management...born November 17, 1999.



## 20 KYLE MCMULLEN

RHP, R-R, 6-2, 210, JR  
Jupiter, Fla./Jupiter/Palm Beach State College

PERSONAL: Made 14 appearances with a 2-1 record and 2.66 earned run average at Palm Beach State College...No. 121 right-handed pitcher by Perfect Game in the 2016 class...named to the Palm Beach north division first team All-Conference...majoring in civil engineering...born June 21, 1998.



## 7 CADE HUNGATE

INF/RHP, R-R, 6-2, 185, FR  
Abingdon, Va./Abingdon

PERSONAL: The 2018 Virginia Gatorade Player of the Year...rated the No. 6 third baseman in the 2018 class by Perfect Game...was the top third baseman and No. 8 overall in Virginia by Perfect Game...No. 386 on Baseball America's top prospects list...on the mound his senior year, went 10-0 with a 1.22 earned run average...hit .488 with 37 runs batted in...led Abingdon High to a Class 3 state championship and a 21-4 record as a senior...as a senior, was named Class 3 All-State; Roanoke Times Region 3D Player of the Year; Roanoke



## 63 MATHEU NELSON

C, R-R, 5-11, 195, FR  
Largo, Fla./Calvary Christian

2018 MLB Draft: 39th Round (1157), Philadelphia Phillies

PERSONAL: Rated No. 144 overall and the 13th-best catcher in the country by Perfect Game...No. 260 overall by Baseball America...No. 2 catcher in the state of Florida by Perfect Game...Rawlings/Perfect Game third team All-American as a senior at Calvary Christian...first team All-Florida by Rawlings/Perfect Game...during four year career at Calvary Christian, helped the school win 60

Times first team; first team All-Virginia by USA Today; Bristol Herald-Carrier all-area team...as a sophomore and junior, earned 3A Conference 32 first team honors...committed to Florida State as a sophomore and maintained a 3.93 GPA...an avid painter and sculptor who also volunteered as a youth baseball coach...majoring in management...born September 8, 1999.

consecutive games, a Florida high school record, a No. 1 national ranking and the 2017 4A state title...Pinellas Player of the Year by the Tampa Bay Times after hitting .465 with five home runs, 14 doubles, 45 RBI, seven stolen bases and a .996 fielding percentage as a senior...hit .384 as a junior en route to All-Tampa and All-Pinellas County first team honors...assistant coach in high school was the late Roy Halladay, a former MLB All-Star and 2019 Hall of Fame inductee...majoring in sport management...born January 1, 1999.



## 26 ROBBY MARTIN

OF, L-R, 6-3, 200, FR  
Tampa, Fla./Jefferson

2018 MLB Draft: 37th Round (1107), Miami Marlins

PERSONAL: Rated No. 390 among Baseball America's top 500 prospects in 2018...ranked the No. 186 overall player and No. 35 outfielder by Perfect Game...No. 35 overall and No. 6 outfielder in Florida by Perfect Game...taken in the 37th Round by the Miami Marlins in the 2018 MLB Draft...hit .453 with four home runs, 24 RBI, seven doubles, two triples and a .695 slugging percentage as a senior...on the mound, pitched



## 21 CHRIS RUCKDESCHEL

OF, R-R, 6-1, 190, FR  
Davie, Fla./St. Thomas Aquinas

Fall 2018 President's List

PERSONAL: Led St. Thomas Aquinas to its first state title in 15 seasons, winning the 2018 8A championship...his inside-the-park two-run home run broke a 3-3 tie in the 8th inning to top George Jenkins, the No. 7 team in the nation...rated the No. 137 outfielder nationally by Perfect Game...No. 99 player overall and No. 23 outfielder in Florida by Perfect Game...named to the Broward County

22.1 innings, posting a 0.94 earned run average, 30 strikeouts, 10 walks and 14 hits allowed...led Jefferson to the 2018 6A state championship...earned Florida 6A all-state team honors; Tampa Bay Times' All-Tampa and All-Hillsborough County teams; and preseason All-America honors from Rawlings/Perfect Game...majoring in athletic training...born August 17, 1999.

9A-7A honorable mention team by the Sun-Sentinel after missing most of his senior season with a back injury...preseason All-American by Rawlings/Perfect Game...hit .475 with four home runs for St. Thomas Aquinas, both team highs...named to the HSNB Broward All-America Team...led St. Thomas Aquinas to the state quarterfinals in 2017...majoring in management...born September 30, 1999.



**24 ALEC SANCHEZ**

INF, L-R, 5-11, 195, FR  
Jacksonville, Fla./Providence

PERSONAL: Rated the No. 151 player and No. 31 second baseman in the country by Perfect Game...No. 29 overall and No. 7 second baseman in the state of Florida by Perfect Game...No. 379 overall prospect by Baseball America...four-year letterwinner at Providence in Jacksonville...hit 489 with 10 home runs and 41 RBI as a senior...led Providence to a 25-5 record and second-round appearance in the 4A state playoffs...All-First Coast selection by the Florida Times-Union all four seasons...preseason Rawlings/Perfect Game third

team All-American...chose Florida State over offers from Florida and Miami, among others...majoring in sport management...born October 26, 1998.



**30 ANTONIO VELEZ**

LHP, L-L, 6-1, 185, JR  
Brandon, Fla./Brandon/Hillsborough CC

PERSONAL: Went 4-4 with 80 strikeouts in 14 appearances at Hillsborough Community College...No. 73 left-handed pitcher coming out of Brandon High in 2016...went 27-7 at Brandon, compiling a 1.34 earned run average in 61 appearances...as a senior, went 10-3 with a 0.92 ERA and 151 strikeouts...at the plate, hit .400 with two home runs and 16 RBI...his 151 strikeouts were the fifth-most in the country in 2016...named the Florida 7A Player of the Year by the FACA...named All-Tampa and All-Hillsborough County by the Tampa Bay

Times...struck out 122 batters as a junior, second-most in Florida...2015 Hillsborough County Pitcher of the Year by the Tampa Bay Times...majoring in social science...born March 31, 1997.



**25 CHASE SANGUINETTI**

OF, L-L, 6-0, 190, FR  
Tampa, Fla./Plant

PERSONAL: Ranked the No. 21 first baseman in the country by Perfect Game...No. 78 overall player and No. 2 first baseman in the state of Florida by Perfect Game...hit .274 with three doubles, a triple, four home runs and 12 RBI for Plant High as a senior...led Plant to the quarterfinals of the Class 8A state playoffs...named to the All-Hillsborough County honorable mention team in 2017...majoring in finance...born December 11, 1998.



**27 MCGUIRE WEAVER**

INF, R-R, 5-11, 155, FR  
Tampa, Fla./Jesuit

PERSONAL: Teammate of fellow freshman Jack Anderson at Jesuit...rated the No. 124 shortstop nationally by Perfect Game...No. 86 player in Florida by Perfect Game...hit .378 with 12 doubles and 11 stolen bases as a senior at Jesuit...All-Hillsborough County first team and All-Tampa second team by the Tampa Bay Times as both a junior and senior...preseason Rawlings/Perfect Game All-American...hit .400 with two home runs as a junior as Jesuit made the 2017 6A state final...

majoring in finance...born August 7, 1999.



**35 CARTER SMITH**

C/INF, L-R, 6-1, 180, JR  
Fort Myers, Fla./Canterbury School/Florida SouthWestern State College

Fall 2018 Dean's List

PERSONAL: Hit over .300 in both seasons at Florida SouthWestern State College...hit three home runs with 29 RBI (team-high) and had 13 multi-hit games as a sophomore...nominated to the Suncoast conference All-Academic team both seasons at FSW...along with high school teammate Cooper Swanson, helped lead The Canterbury School to a 31-1 record and the Class 3A state championship in 2016, the school's first...hit .391 with 34 hits and 34 runs scored as a senior at Canterbury...majoring in social science...born February 11, 1998.



**38 COREY YAWN**

RHP, R-R, 6-1, 185, FR  
Seminole, Fla./Northside Christian

PERSONAL: Rated the No. 130 shortstop national and No. 20 shortstop in Florida by Perfect Game...four-year letterwinner at Northside Christian...hit .353 his final season at NSC with six home runs and 31 RBI...pitched 19 innings as a senior, striking out 28 batters with a 1.11 ERA...first team All-Tampa and All-Pinellas County by the Tampa Bay Times...high school football coach was former NFL fullback Mike Alstott...majoring in elementary education...born October 25, 1999.



T W O T H O U S A N D N I N E T E E N  
**FLOPIDA STATE**  
*Bat Girls*



AMANDA A.



JORDAN  
VICE PRESIDENT



WHITNEY  
PRESIDENT



HANNAH  
SECRETARY



AMANDA L.



CAROLINE D.



CAROLINE S.



CARSON



CORY



COURTNEY



DANA



EMILEE



EMILY



ERIN



HANNAH



JORJA



KARLIE



KATIE



KAYSHALA



KIERSTEN



LINDSEY



LOGAN



MADDIE



MEGAN



MORGAN



**STAFF**




**HONORS**



**PLAYERS**



**RESULTS**



**REVIEW**



**PROS**



**RECORDS/  
STATS**



**ADMIN**

**RECORD: 43-19 // HOME: 30-9 AWAY: 9-9 NEUTRAL: 4-1 // ACC: 16-13**

## BATTING

Player	avg	gp	gs	ab	r	h	2b	3b	hr	rbi	tb	slg%	bb	hbp	so	gdp	ob%	sf	sh	sb	att	po	a	e	fld%
35 Cal Raleigh	.326	62	62	230	44	75	18	1	13	54	134	.583	51	1	43	9	.447	2	0	2	3	562	64	11	.983
22 Drew Mendoza	.313	62	62	224	44	70	17	1	7	44	110	.491	46	9	63	4	.440	5	0	3	3	44	114	14	.919
38 Rhett Aplin	.301	60	60	226	37	68	18	1	2	35	94	.416	47	6	49	5	.428	4	1	3	5	455	28	2	.996
23 Reese Albert	.268	56	44	157	25	42	8	0	7	34	71	.452	23	2	45	4	.360	4	3	4	5	72	1	1	.986
7 Steven Wells	.261	61	58	176	50	46	13	1	7	28	82	.466	51	10	49	5	.448	2	3	3	4	92	6	3	.970
2 Jackson Lueck	.245	60	60	229	49	56	8	0	15	45	109	.476	38	8	58	3	.364	5	1	3	4	74	0	3	.961
16 Mike Salvatore	.244	62	62	238	44	58	8	1	1	27	71	.298	28	7	20	10	.333	6	3	8	12	79	153	10	.959
20 Kyle Cavanaugh	.368	25	6	38	9	14	1	0	1	11	18	.474	7	2	11	4	.489	0	0	0	0	30	2	1	.970
24 Jared Herron	.297	27	6	37	8	11	3	0	1	6	17	.459	4	1	9	1	.381	0	0	0	0	5	0	1	.833
9 Cooper Swanson	.255	29	16	55	12	14	4	0	2	4	24	.436	13	2	22	1	.414	0	0	3	3	13	1	2	.875
6 Cobi Johnson	.250	6	3	12	4	3	0	1	1	7	8	.667	4	0	5	0	.438	0	0	0	0	1	0	0	1.000
8 J.C. Flowers	.218	36	35	110	26	24	6	0	0	14	30	.273	22	8	28	2	.383	1	3	2	3	80	2	4	.953
36 Jonathan Foster	.214	21	6	28	4	6	2	0	2	7	14	.500	5	1	8	0	.353	0	1	0	0	48	7	1	.982
3 Nick Derr	.212	50	38	137	30	29	8	0	6	24	55	.401	21	10	46	2	.353	2	1	0	1	56	57	5	.958
27 Rafael Bournigal	.189	50	36	132	22	25	8	0	2	19	39	.295	21	7	24	5	.327	2	5	3	3	31	61	10	.902
1 Skylar Frey	.182	29	4	22	5	4	1	0	0	3	5	.227	9	0	6	1	.419	0	1	2	3	14	1	0	1.000
46 Gage Hutchinson	.000	1	0	1	1	0	0	0	0	0	0	.000	0	0	0	0	.000	0	0	0	0	1	3	0	1.000
15 CJ Van Eyk	.000	1	0	1	0	0	0	0	0	0	0	.000	0	0	0	0	.000	0	0	0	0	0	5	0	1.000
13 Jonah Sclaro	.000	1	0	0	0	0	0	0	0	0	0	.000	0	0	0	0	.000	0	0	0	0	2	4	1	.857
<b>Totals</b>	<b>.265</b>	<b>62</b>	<b>62</b>	<b>2053</b>	<b>414</b>	<b>545</b>	<b>123</b>	<b>6</b>	<b>67</b>	<b>362</b>	<b>881</b>	<b>.429</b>	<b>390</b>	<b>74</b>	<b>486</b>	<b>56</b>	<b>.396</b>	<b>33</b>	<b>22</b>	<b>36</b>	<b>49</b>	<b>1678</b>	<b>566</b>	<b>71</b>	<b>.969</b>
<b>Opponents</b>	<b>.228</b>	<b>62</b>	<b>62</b>	<b>2082</b>	<b>281</b>	<b>475</b>	<b>92</b>	<b>6</b>	<b>60</b>	<b>248</b>	<b>759</b>	<b>.365</b>	<b>249</b>	<b>54</b>	<b>635</b>	<b>32</b>	<b>.324</b>	<b>16</b>	<b>16</b>	<b>52</b>	<b>69</b>	<b>1619</b>	<b>578</b>	<b>67</b>	<b>.970</b>

LOB - Team (538), Opp (459). DPs turned - Team (41), Opp (68). CI - Team (1), RALEIGH, C. 1. IBB - Team (3), MENDOZA, D. 2, LUECK, J. 1, Opp (6). Picked off - APLIN, R. 2, WELLS, S. 2, FLOWERS, J. 1, DERR, N. 1, SWANSON, C. 1, ALBERT, R. 1.

## PITCHING

Player	ERA	W	L	APP	GS	CG	SHO	CBO	SV	IP	H	R	ER	BB	SO	2B	3B	HR	AB	B/Avg WP	HBP	BK	SFA	SHA	
43 Drew Parrish	2.52	5	1	16	16	2	0	1	0	107.0	71	35	30	37	128	14	1	10	381	.186	4	6	1	1	2
19 Andrew Karp	3.97	8	4	16	15	2	1	2	0	81.2	81	42	36	17	97	13	1	13	315	.257	0	7	1	1	2
26 Cole Sands	4.54	7	4	14	14	0	0	1	0	75.1	59	40	38	25	88	11	1	10	283	.208	8	8	1	1	1
14 Tyler Holton	0.00	0	0	1	1	0	0	0	0	4.2	1	0	0	1	6	1	0	0	16	.063	0	0	0	0	0
30 Will Zirzow	0.00	0	0	1	0	0	0	1	0	1.0	0	0	0	0	1	0	0	0	3	.000	0	0	0	0	0
15 CJ Van Eyk	2.86	7	0	19	5	0	0	1	2	56.2	42	19	18	30	71	11	1	4	202	.208	2	5	1	0	1
17 Clayton Kwiatkowski	3.18	4	1	26	1	0	0	0	2	45.1	35	19	16	21	49	3	0	5	162	.216	3	6	0	2	3
13 Jonah Sclaro	3.43	2	1	27	0	0	0	2	6	44.2	46	21	17	18	60	6	1	2	174	.264	5	7	1	4	1
6 Cobi Johnson	3.54	0	1	14	0	0	0	1	1	20.1	16	8	8	13	27	1	0	3	75	.213	1	1	0	1	0
31 Conor Grady	4.34	4	3	22	0	0	0	1	2	29.0	20	14	14	21	33	5	1	4	104	.192	1	1	0	1	1
29 Austin Pollock	5.28	4	4	15	10	0	0	0	1	61.1	67	45	36	31	49	20	0	3	238	.282	4	4	0	4	3
12 Tyler Ahearn	5.50	1	0	11	0	0	0	1	0	18.0	14	12	11	18	13	3	0	2	64	.219	7	3	0	0	1
46 Gage Hutchinson	11.70	1	0	10	0	0	0	0	0	10.0	20	16	13	7	12	4	0	2	51	.392	1	4	0	1	1
5 Shane Drohan	20.77	0	0	6	0	0	0	1	0	4.1	3	10	10	10	1	0	0	2	14	.214	2	2	0	0	0
<b>Totals</b>	<b>3.93</b>	<b>43</b>	<b>19</b>	<b>62</b>	<b>62</b>	<b>4</b>	<b>5</b>	<b>4</b>	<b>14</b>	<b>559.1</b>	<b>475</b>	<b>281</b>	<b>244</b>	<b>249</b>	<b>635</b>	<b>92</b>	<b>6</b>	<b>60</b>	<b>2082</b>	<b>.228</b>	<b>38</b>	<b>54</b>	<b>5</b>	<b>16</b>	<b>16</b>
<b>Opponents</b>	<b>5.93</b>	<b>19</b>	<b>43</b>	<b>62</b>	<b>62</b>	<b>2</b>	<b>1</b>	<b>1</b>	<b>8</b>	<b>540.0</b>	<b>545</b>	<b>414</b>	<b>356</b>	<b>390</b>	<b>486</b>	<b>123</b>	<b>6</b>	<b>67</b>	<b>2053</b>	<b>.265</b>	<b>71</b>	<b>74</b>	<b>10</b>	<b>33</b>	<b>22</b>

PB - Team (7), RALEIGH, C. 7, Opp (22). Pickoffs - Team (11), RALEIGH, C. 6, POLLOCK, A. 2, FOSTER, J. 1, VAN EYK, C. 1, PARRISH, D. 1, Opp (8). SBA/ATT - RALEIGH, C. (47-60), KARP, A. (10-14), PARRISH, D. (9-13), SANDS, C. (6-9), POLLOCK, A. (9-9), VAN EYK, C. (7-8), FOSTER, J. (5-7), KWIAKOWSKI (3-5), SCOLARO, J. (1-3), JOHNSON, C. (2-2), HUTCHINSON (2-2), GRADY, C. (2-2), AHEARN, T. (0-1), HOLTON, T. (1-1).

## INNING-BY-INNING SUMMARY

	1	2	3	4	5	6	7	8	9	EX	TOTAL
FLORIDA STATE	53	38	64	33	48	50	59	39	15	15	414
OPPONENTS	29	22	37	35	39	21	43	24	28	3	281

## RECORD WHEN TEAM SCORES

Runs	0	1	2	3	4	5	6	7	8	9	10+
W-L	0-1	0-4	1-1	2-5	5-1	4-2	7-2	4-2	2-1	4-0	14-0

## RECORD WHEN OPPONENT SCORES

Runs	0	1	2	3	4	5	6	7	8	9	10+
W-L	5-0	4-1	11-1	7-1	7-1	3-3	0-3	3-2	1-2	0-0	2-5

## RECORD WHEN LEADING AFTER

Inning	1	2	3	4	5	6	7	8
W-L	21-1	26-3	30-6	29-3	32-3	35-3	33-2	33-2

## RECORD WHEN TRAILING AFTER

Inning	1	2	3	4	5	6	7	8
W-L	7-6	6-8	5-11	5-13	4-15	3-14	1-15	1-15

## RECORD WHEN TIED AFTER

Inning	1	2	3	4	5	6	7	8
W-L	15-12	11-8	8-2	9-3	7-1	5-2	7-2	7-2



# 2018 SEASON STATS/FINAL RANKINGS

## FIELDING

Player	C	PO	A	E	FLD%	DPs	SBA	CSB	SBA%	PB	CI
29 Austin Pollock	17	5	12	0	1.000	0	9	0	1.000	0	0
19 Andrew Karp	15	5	10	0	1.000	0	10	4	.714	0	0
1 Skylar Frey	15	14	1	0	1.000	0	0	0	-	0	0
26 Cole Sands	11	3	8	0	1.000	0	6	3	.667	0	0
17 Clayton Kwiatkowski	8	0	8	0	1.000	1	3	2	.600	0	0
15 CJ Van Eyk	5	0	5	0	1.000	0	7	1	.875	0	0
46 Gage Hutchinson	4	1	3	0	1.000	0	2	0	1.000	0	0
31 Conor Grady	3	0	3	0	1.000	0	2	0	1.000	0	0
12 Tyler Ahearn	2	2	0	0	1.000	0	0	1	.000	0	0
30 Will Zirzow	1	1	0	0	1.000	0	0	0	-	0	0
14 Tyler Holton	1	0	1	0	1.000	0	1	0	1.000	0	0
6 Cobi Johnson	1	1	0	0	1.000	0	2	0	1.000	0	0
38 Rhett Aplin	485	455	28	2	.996	33	0	0	-	0	0
23 Reese Albert	74	72	1	1	.986	0	0	0	-	0	0
35 Cal Raleigh	637	562	64	11	.983	5	47	13	.783	7	1
36 Jonathan Foster	56	48	7	1	.982	0	5	2	.714	0	0
7 Steven Wells	101	92	6	3	.970	3	0	0	-	0	0
20 Kyle Cavanaugh	33	30	2	1	.970	3	0	0	-	0	0
2 Jackson Lueck	77	74	0	3	.961	0	0	0	-	0	0
16 Mike Salvatore	242	79	153	10	.959	28	0	0	-	0	0
3 Nick Derr	118	56	57	5	.958	11	0	0	-	0	0
8 J.C. Flowers	86	80	2	4	.953	0	0	0	-	0	0
22 Drew Mendoza	172	44	114	14	.919	6	0	0	-	0	0
27 Rafael Bournigal	102	31	61	10	.902	12	0	0	-	0	0
43 Drew Parrish	20	3	15	2	.900	1	9	4	.692	0	0
9 Cooper Swanson	16	13	1	2	.875	0	0	0	-	0	0
13 Jonah Scolaro	7	2	4	1	.857	0	1	2	.333	0	0
24 Jared Herron	6	5	0	1	.833	0	0	0	-	0	0
5 Shane Drohan	0	0	0	0	.000	0	0	0	-	0	0
<b>Totals</b>	<b>2315</b>	<b>1678</b>	<b>566</b>	<b>71</b>	<b>.969</b>	<b>41</b>	<b>52</b>	<b>17</b>	<b>.754</b>	<b>7</b>	<b>1</b>
<b>Opponents</b>	<b>2264</b>	<b>1619</b>	<b>578</b>	<b>67</b>	<b>.970</b>	<b>68</b>	<b>36</b>	<b>13</b>	<b>.735</b>	<b>22</b>	<b>0</b>

## WIN-LOSS SUMMARY

Total	43-19
Conference	16-13
Non-Conf	27-6
Home	30-9
Away	9-9
Neutral	4-1
Day	21-11
Night	22-8
vs Left	17-10
vs Right	26-9
1-Run games	8-8
2-Run games	5-2
5+Run games	19-8
Extra inns	7-1
Shutouts	5-1
Scoring 0-2 runs	1-6
Scoring 3-5 runs	11-8
Scoring 6-9 runs	17-5
Scoring 10+ runs	14-0
Opponent 0-2 runs	20-2
Opponent 3-5 runs	17-5
Opponent 6-9 runs	4-7
Opponent 10+ runs	2-5
Scored in 1st inning	23-2
Scores first	28-7
Opp. scores first	15-12
After 6 leading	35-3
After 6 trailing	3-14
After 6 tied	5-2
After 7 leading	33-2
After 7 trailing	1-15
After 7 tied	7-2
After 8 leading	33-2
After 8 trailing	1-15
After 8 tied	7-2
Hit 0 home runs	16-12
Hit 1 home run	13-2
Hit 2+ home runs	14-5
Opponent 0 home runs	21-6

Opponent 1 home run	14-4
Opponent 2+ HRs	8-9
Made 0 errors	17-8
Made 1 error	13-6
Made 2+ errors	13-5
Opp. made 0 errors	10-11
Opp. made 1 error	20-7
Opp. made 2+ errors	13-1
Out-hit opponent	31-2
Out-hit by opponent	7-16
Hits are tied	5-1

## FINAL NCAA INDIVIDUAL TOP 50 RANKINGS

Statistic	Player	Rank	Value
Base on Balls	Cal Raleigh	23	51
	Steven Wells	23	51
	Rhett Aplin	41	47
	Drew Mendoza	45	46
Base on Balls per Game	Steven Wells	35	0.84
	Cal Raleigh	39	0.82
Games Started	Drew Parrish	27	16
Hits Allowed per Nine Inn.	Drew Parrish	19	5.97
Home Runs	Jackson Lueck	47	15
Strikeout-to-Walk Ratio	Andrew Karp	29	5.71
Strikeouts	Drew Parrish	12	128
Toughest to Strike Out	Mike Salvatore	35	11.9
WHIP	Drew Parrish	39	1.01

## FINAL RANKINGS

Publication	FSU
Baseball America	20
Collegiate Baseball	NR
D1Baseball.com	21
NCBWA	22
Perfect Game	17
USA Today/ESPN	21

## FINAL NCAA TEAM RANKINGS

Statistic (Teams ranked)	Rank	Value
Base on Balls (297)	1	390
Batting Average (297)	175	0.265
Double Plays (297)	132	41
Double Plays Per Game (297)	208	0.66
Doubles (297)	21	123
Doubles Per Game (297)	37	1.98
Earned Run Average (297)	64	3.94
Fielding Percentage (297)	146	0.969
Hit Batters (297)	161	54
Hit by Pitch (296)	49	74
Hits (297)	82	545
Hits Allowed Per Nine Innings (297)	11	7.64
Home Runs (297)	23	67
Home Runs Per Game (297)	33	1.08
On Base Percentage (297)	16	0.396
Runs (297)	22	414
Sacrifice Bunts (296)	196	22
Sacrifice Flies (297)	18	33
Scoring (297)	41	6.7
Shutouts (214)	37	5
Slugging Percentage (297)	60	0.429
Stolen Bases (297)	234	36
Stolen Bases Per Game (297)	255	0.58
Strikeout-to-Walk Ratio (297)	35	2.55
Strikeouts Per Nine Innings (297)	4	10.2
Triple Plays (1)		
Triples (296)	259	6
Triples Per Game (297)	275	0.1
WHIP (297)	37	1.29
WL Pct (297)	20	0.694
Walks Allowed Per Nine Innings (297)	134	4.01

## ATTENDANCE SUMMARY

Home attendance	177,421	(42 dates avg = 4,224)
Away attendance	140,481	(27 dates avg = 5,203)
Total attendance	317,902	(69 dates avg = 4,607)



Game date	Opposing team	Score	r-h-e	r-h-e	Inns	Overall	ACC	Pitcher of record	Attend	Time
Feb 16, 2018	XAVIER	W 11-1	11-13-2	1-4-1	9	1-0-0	0-0-0	KARP, A. (W 1-0)	5036	3:24
Feb 17, 2018	XAVIER	W 7-2	7-9-1	2-6-1	9	2-0-0	0-0-0	SANDS, C. (W 1-0)	4893	3:00
Feb 18, 2018	XAVIER	W 5-1	5-3-0	1-4-2	9	3-0-0	0-0-0	PARRISH, D. (W 1-0)	4381	2:37
Feb 20, 2018	USF	W 5-2	5-5-1	2-7-1	9	4-0-0	0-0-0	GRADY, C. (W 1-0)	4277	3:10
Feb 23, 2018	TROY	W 7-3	7-8-0	3-4-1	9	5-0-0	0-0-0	SANDS, C. (W 2-0)	4128	2:41
Feb 24, 2018	TROY	W 6-5	6-10-1	5-9-3	9	6-0-0	0-0-0	HUTCHINSON (W 1-0)	5147	3:10
Feb 25, 2018	TROY	W 9-4	9-10-3	4-10-0	9	7-0-0	0-0-0	POLLOCK, A. (W 1-0)	4135	2:36
Feb 27, 2018	at Jacksonville	W 4-0	4-7-0	0-4-1	9	8-0-0	0-0-0	KARP, A. (W 2-0)	1503	2:54
Mar 02, 2018	UNC ASHEVILLE	W 9-2	9-10-0	2-6-0	9	9-0-0	0-0-0	SANDS, C. (W 3-0)	4419	3:04
Mar 03, 2018	UNC ASHEVILLE	W 4-3	4-8-0	3-8-0	9	10-0-0	0-0-0	GRADY, C. (W 2-0)	4717	3:31
Mar 04, 2018	UNC ASHEVILLE	W 4-2	4-10-1	2-3-1	9	11-0-0	0-0-0	POLLOCK, A. (W 2-0)	4389	2:46
Mar 05, 2018	KANSAS	W 10-5	10-11-1	5-10-1	9	12-0-0	0-0-0	KARP, A. (W 3-0)	3870	3:22
Mar 06, 2018	KANSAS	W 12-7	12-11-2	7-9-5	9	13-0-0	0-0-0	KWIATKOWSKI (W 1-0)	3765	3:23
*Mar 09, 2018	at Wake Forest	W 7-3	7-10-1	3-8-2	9	14-0-0	1-0-0	SANDS, C. (W 4-0)	612	3:10
*Mar 10, 2018	at Wake Forest	3-4 L	3-5-1	4-6-1	9	14-1-0	1-1-0	JOHNSON, C. (L 0-1)	-	2:33
*Mar 10, 2018	at Wake Forest	1-8 L	1-5-0	8-12-0	9	14-2-0	1-2-0	POLLOCK, A. (L 2-1)	824	3:08
Mar 13, 2018	at Florida	6-12 L	6-8-0	12-14-0	9	14-3-0	1-2-0	KARP, A. (L 3-1)	6042	2:59
*Mar 16, 2018	NOTRE DAME	7-8 L	7-9-1	8-8-1	9	14-4-0	1-3-0	SANDS, C. (L 4-1)	4146	2:35
*Mar 17, 2018	NOTRE DAME	W 6-4	6-7-1	4-6-1	9	15-4-0	2-3-0	PARRISH, D. (W 2-0)	4322	2:48
*Mar 18, 2018	NOTRE DAME	W 7-5	7-8-2	5-9-2	9	16-4-0	3-3-0	KWIATKOWSKI (W 2-0)	4025	3:16
Mar 20, 2018	UCF	W 6-4	6-5-2	4-7-1	9	17-4-0	3-3-0	KARP, A. (W 4-1)	4547	2:41
Mar 21, 2018	UCF	W 13-3	13-12-1	3-8-3	9	18-4-0	3-3-0	KWIATKOWSKI (W 3-0)	4080	3:46
*Mar 23, 2018	at North Carolina	8-16 L	8-10-0	16-17-1	9	18-5-0	3-4-0	KWIATKOWSKI (L 3-1)	2973	3:16
*Mar 23, 2018	at North Carolina	W 6-3	6-12-1	3-8-1	(10)	19-5-0	4-4-0	SCOLARO, J. (W 1-0)	2973	3:55
*Mar 25, 2018	at North Carolina	W 9-4	9-11-0	4-6-2	9	20-5-0	5-4-0	VAN EYK, C. (W 1-0)	2394	3:30
Mar 27, 2018	vs Florida	0-1 L	0-3-0	1-4-0	9	20-6-0	5-4-0	KARP, A. (L 4-2)	9613	2:06
*Mar 29, 2018	LOUISVILLE	W 9-4	9-9-2	4-5-2	9	21-6-0	6-4-0	SANDS, C. (W 5-1)	4373	3:11
*Mar 30, 2018	LOUISVILLE	W 8-7	8-8-3	7-8-1	9	22-6-0	7-4-0	GRADY, C. (W 3-0)	4469	3:50
*Mar 31, 2018	LOUISVILLE	1-6 L	1-4-0	6-7-0	9	22-7-0	7-5-0	POLLOCK, A. (L 2-2)	5150	2:44
Apr 04, 2018	JACKSONVILLE	W 6-2	6-12-0	2-10-0	9	23-7-0	7-5-0	KARP, A. (W 5-2)	4052	2:47
*Apr 06, 2018	at Georgia Tech	W 10-2	10-12-0	2-6-2	9	24-7-0	8-5-0	SANDS, C. (W 6-1)	1764	2:52
*Apr 07, 2018	at Georgia Tech	1-2 L	1-6-1	2-9-1	9	24-8-0	8-6-0	GRADY, C. (L 3-1)	1375	2:29
*Apr 08, 2018	at Georgia Tech	3-16 L	3-10-1	16-11-0	9	24-9-0	8-7-0	POLLOCK, A. (L 2-3)	1557	2:58
Apr 10, 2018	FLORIDA	3-6 L	3-5-3	6-11-0	9	24-10-0	8-7-0	KARP, A. (L 5-3)	5979	3:03
*Apr 13, 2018	DUKE	1-7 L	1-7-3	7-8-0	9	24-11-0	8-8-0	SANDS, C. (L 6-2)	5185	2:51
*Apr 14, 2018	DUKE	5-6 L	5-5-0	6-9-0	(11)	24-12-0	8-9-0	GRADY, C. (L 3-2)	5101	3:48
Apr 17, 2018	STETSON	W 4-0	4-4-0	0-1-0	9	25-12-0	8-9-0	KARP, A. (W 6-3)	4048	2:40
Apr 18, 2018	STETSON	W 18-10	18-20-2	10-8-1	9	26-12-0	8-9-0	POLLOCK, A. (W 3-3)	3786	3:26
*Apr 20, 2018	at Boston College	W 13-12	13-13-6	12-14-2	(11)	27-12-0	9-9-0	GRADY, C. (W 4-2)	430	4:50
*Apr 21, 2018	at Boston College	W 13-7	13-13-3	7-8-1	9	28-12-0	10-9-0	AHEARN, T. (W 1-0)	5433	3:49
*Apr 22, 2018	at Boston College	W 6-1	6-5-0	1-8-0	9	29-12-0	11-9-0	KARP, A. (W 7-3)	1227	2:52
Apr 24, 2018	at Stetson	3-5 L	3-7-5	5-8-1	9	29-13-0	11-9-0	POLLOCK, A. (L 3-4)	2121	2:49
*Apr 27, 2018	MIAMI	W 2-0	2-3-1	0-5-0	9	30-13-0	12-9-0	PARRISH, D. (W 3-0)	4432	2:32
*Apr 28, 2018	MIAMI	W 10-1	10-9-0	1-7-4	9	31-13-0	13-9-0	VAN EYK, C. (W 2-0)	5356	2:42
*Apr 29, 2018	MIAMI	5-11 L	5-8-1	11-13-0	9	31-14-0	13-10-0	SCOLARO, J. (L 1-1)	5377	3:44
*May 05, 2018	at Clemson	W 3-2	3-15-1	2-6-0	(13)	32-14-0	14-10-0	VAN EYK, C. (W 3-0)	5379	4:21
*May 06, 2018	at Clemson	7-12 L	7-8-3	12-13-0	9	32-15-0	14-11-0	KARP, A. (L 7-4)	5075	3:10
*May 07, 2018	at Clemson	4-5 L	4-6-0	5-9-4	9	32-16-0	14-12-0	GRADY, C. (L 4-3)	4655	2:52
May 09, 2018	JACKSONVILLE	W 10-4	10-11-1	4-11-1	9	33-16-0	14-12-0	POLLOCK, A. (W 4-4)	3721	3:06
May 11, 2018	MOUNT ST. MARY'S	W 12-2	12-11-3	2-6-1	9	34-16-0	14-12-0	PARRISH, D. (W 4-0)	3747	2:48
May 12, 2018	MOUNT ST. MARY'S	W 10-0	10-8-0	0-2-1	7	35-16-0	14-12-0	KARP, A. (W 8-4)	3886	2:01
May 12, 2018	MOUNT ST. MARY'S	W 8-2	8-11-0	2-8-1	7	36-16-0	14-12-0	VAN EYK, C. (W 4-0)	3866	1:53
May 13, 2018	MOUNT ST. MARY'S	W 22-0	22-19-0	0-3-1	9	37-16-0	14-12-0	SANDS, C. (W 7-2)	3727	2:45
*May 17, 2018	NC STATE	W 4-3	4-9-2	3-7-1	(11)	38-16-0	15-12-0	VAN EYK, C. (W 5-0)	3682	3:15
*May 18, 2018	NC STATE	W 6-3	6-11-0	3-9-4	(10)	39-16-0	16-12-0	VAN EYK, C. (W 6-0)	4119	3:16
*May 19, 2018	NC STATE	3-5 L	3-7-0	5-7-0	9	39-17-0	16-13-0	SANDS, C. (L 7-3)	4416	2:42
May 22, 2018	vs Virginia	W 3-2	3-9-0	2-6-1	(11)	40-17-0	16-13-0	KWIATKOWSKI (W 4-1)	2275	3:30
May 25, 2018	vs NC State	W 5-2	5-10-3	2-5-0	9	41-17-0	16-13-0	PARRISH, D. (W 5-0)	7228	2:46
May 26, 2018	vs Clemson	W 5-4	5-7-1	4-5-0	9	42-17-0	16-13-0	VAN EYK, C. (W 7-0)	5478	3:14
May 27, 2018	vs Louisville	W 11-8	11-11-0	8-11-3	(10)	43-17-0	16-13-0	SCOLARO, J. (W 2-1)	5436	4:09
Jun 01, 2018	SAMFORD	6-7 L	6-7-3	7-10-1	9	43-18-0	16-13-0	SANDS, C. (L 7-4)	3865	3:29
Jun 02, 2018	MISSISSIPPI STATE	2-3 L	2-5-1	3-4-1	9	43-19-0	16-13-0	PARRISH, D. (L 5-1)	3319	2:46

\* = Conference game  
 () extra inning game









2018 Florida State Baseball
Kansas at #4 Florida State
Mar 06, 2018 at Tallahassee, Fla. (Dick Howser)



Kansas 7 (8-4)

Player statistics table for Kansas vs Florida State 12 (13-0)

Score by Innings table for Kansas vs Florida State 12 (13-0)

E - Citta, B.(1); Bakula, L.(2); Messenger, S(2); Sems, B.(3); Hegarty, D.(1); HERRON, J.(1); DERR, N.(1). LOB - Jayhawks 10; Seminoles 12. 2B - Citta, B.(5); RALEIGH, C.(4); SALVATORE, M.(1); HR - Groshans, J.(2); Foyle, D.(2); Taylor, O.(2); HERRON, J.(1); RALEIGH, C.(1). HBP - Karre, R.; WELLS, S.; SALVATORE, M. SH - DERR, N.(1). CS - FREY, S.(1).

Player statistics table for Florida State vs Kansas

Win - KWIATKOWSKI (1-0). Loss - Washilewski (0-1). Save - None. WP - Douglas, C.(1); JOHNSON, C.(1). HBP - by Davis, T. (WELLS, S.); by Davis, T. (SALVATORE, M); by HUTCHINSON (Karre, R.). Pitches/strikes: Washilewski 53/31; Davis, T. 26/13; VanCleave 14/8; Hander, J. 35/22; Ulane, J. 33/18; Hegarty, D. 13/9; Douglas, C. 18/11; KWIATKOWSKI 66/44; JOHNSON, C. 51/33; HUTCHINSON 32/18; GRADY, C. 11/8.

Umpires - HP: Danny Cricks 1B: Manny Salazar 2B: Mark Humphreys 3B: Dave Biscegllo
Start: 6:12 PM Time: 3:23 Attendance: 3765



2018 Florida State Baseball
#4 Florida State at Wake Forest (Game 1)
Mar 10, 2018 at Winston-Salem, N.C. (Couch Ballpark)



Florida State 3 (14-1,1-1 ACC)

Wake Forest 4 (6-9,1-1 ACC)

Player statistics table for Florida State vs Wake Forest 4 (6-9,1-1 ACC)

Player statistics table for Florida State vs Wake Forest 4 (6-9,1-1 ACC)

Score by Innings table for Florida State vs Wake Forest 4 (6-9,1-1 ACC)

Note: 1 out, 0 runners LOB when the game ended.

E - SALVATORE, M(3); Mueller, J.(5). DP - Florida St 1; Wake Forest 1. LOB - Florida St 4; Wake Forest 7. 2B - APLIN, R.(6); MENDOZA, D.(4); BOURNIGAL, R.(3). HR - Aiello, J.(3); Poteet, DJ(2). HBP - CAVANAUGH, K; Aiello, J.; Muntz, S.. SH - BOURNIGAL, R(1); ALBERT, R.(1). SB - LUECK, J.(1).

Player statistics table for Florida State vs Wake Forest 4 (6-9,1-1 ACC)

Win - Supple, R. (1-0). Loss - JOHNSON, C. (0-1). Save - None. HBP - by Peluse, C. (CAVANAUGH, K); by PARRISH, D. (Muntz, S.); by JOHNSON, C. (Aiello, J.). Pitches/strikes: PARRISH, D. 114/72; JOHNSON, C. 38/21; Peluse, C. 96/60; Supple, R. 23/10.

Umpires - HP: Gregory Street 1B: Douglas Vines 2B: Ray Gregson 3B: Frank Sylvester
Start: 2:00 PM Time: 2:33 Attendance:

Weather: 52, overcast, minimal wind



2018 Florida State Baseball
#4 Florida State at Wake Forest
Mar 09, 2018 at Winston-Salem, N.C. (Couch Ballpark)



Florida State 7 (14-0,1-0 ACC)

Wake Forest 3 (5-9,0-1 ACC)

Player statistics table for Florida State 7 (14-0,1-0 ACC)

Player statistics table for Wake Forest 3 (5-9,0-1 ACC)

Score by Innings table for Florida State vs Wake Forest 3 (5-9,0-1 ACC)

E - RALEIGH, C.(1); McNamee, C. 2(2). DP - Wake Forest 2. LOB - Florida St 8; Wake Forest 9. 2B - APLIN, R.(5); MENDOZA, D.(3); Long, C.(3). HR - LUECK, J.(2). HBP - DERR, N.; McNamee, C.. SH - WELLS, S.(1). SB - FLOWERS, J.(2); SALVATORE, M(3); Mueller, J.(5).

Player statistics table for Florida State vs Wake Forest 3 (5-9,0-1 ACC)

Player statistics table for Wake Forest 3 (5-9,0-1 ACC)

Win - SANDS, C. (4-0). Loss - Roberts, G. (2-2). Save - SCOLARO, J. (3). WP - SANDS, C. 2(5). HBP - by SANDS, C. (McNamee, C.); by Roberts, G. (DERR, N.). PB - Muntz, S.(2). Pitches/strikes: SANDS, C. 102/66; SCOLARO, J. 63/38; Roberts, G. 109/64; Hearn, B. 15/10; Menendez, A. 21/12; Witt, T. 17/11.

Umpires - HP: Frank Sylvester 1B: Gregory Street 2B: Douglas Vines 3B: Ray Gregson
Start: 6:00 PM Time: 3:10 Attendance: 612
Weather: 47, clear, breeze LF to RF



2018 Florida State Baseball
#4 Florida State at Wake Forest (Game 2)
Mar 10, 2018 at Winston-Salem, N.C. (Couch Ballpark)



Florida State 1 (14-2,1-2 ACC)

Wake Forest 7 (7-9,2-1 ACC)

Player statistics table for Florida State 1 (14-2,1-2 ACC)

Player statistics table for Wake Forest 7 (7-9,2-1 ACC)

Score by Innings table for Florida State vs Wake Forest 7 (7-9,2-1 ACC)

DP - Florida St 1; Wake Forest 2. LOB - Florida St 8; Wake Forest 8. 2B - HERRON, J.(1); MENDOZA, D.(5); Muntz, S.(3); Lanzilli, C.(1); McNamee, C.(2). HBP - Lanzilli, C.. SB - FREY, S.(1); Long, C.(2); Mueller, J.(6); Aiello, J.(2); Poteet, DJ(2). CS - Lanzilli, C. 2(2).

Player statistics table for Florida State vs Wake Forest 7 (7-9,2-1 ACC)

Win - McSweeney, M (1-1). Loss - POLLOCK, A. (2-1). Save - None. WP - AHEARN, T.(1); Witt, T.(1). HBP - by VAN EYK, C. (Lanzilli, C.). PB - Harvey, L.(2). Pitches/strikes: POLLOCK, A. 45/26; VAN EYK, C. 32/16; AHEARN, T. 47/28; KWIATKOWSKI 22/13; GRADY, C. 28/16; McSweeney, M 107/69; Muntz, S. 11/3; Supple, R. 35/20; Witt, T. 20/12.

Umpires - HP: Douglas Vines 1B: Ray Gregson 2B: Frank Sylvester 3B: Gregory Street
Start: 5:15 PM Time: 3:08 Attendance: 824
Weather: 53, overcast, minimal breeze
Muntz, S. faced 2 batters in the 7th.















2018 Florida State Baseball Stetson at #18 Florida State Apr 17, 2018 at Tallahassee, Fla. (Dick Howser)



Box score for Florida State 4 (25-12) vs Stetson 0 (28-9) including player stats and totals.

Score by Innings table for Florida State vs Stetson game.

LOB - Hatters 3; Seminoles 12. HR - WELLS, S.(3); HBP - FOGGO, Eric; HALE, Austin; MENDOZA, D.; DERR, N., SH - ALBERT, R.(2). SB - APLIN, R.(2); SALVATORE, M(6).

Player stats for Florida State and Stetson in the second game.

Win - KARP, A. (6-3). Loss - GONZALEZ, Jo (6-3). Save - VAN EYK, C. (2). WP - GONZALEZ, Jo(4); NUNEZ, Vlad 2(3). HBP - by GONZALEZ, Jo (MENDOZA, D.); by KARP, A. (HALE, Austin); by KARP, A. (FOGGO, Eric); by NUNEZ, Vlad (DERR, N.). Pitches/strikes: GONZALEZ, Jo 100/54; NUNEZ, Vlad 17/7; BOGART, A. 60/37; KARP, A. 71/49; VAN EYK, C. 51/36.

Umpires - HP: Doug Lee 1B: Ryan McCreaney 2B: Joey Weaver 3B: Robert Baur Start: 6:02 PM Time: 2:40 Attendance: 4048



2018 Florida State Baseball #18 Florida State at Boston College Apr 20, 2018 at Brighton, Mass. (Harrington Village)



Box score for Boston College 12 (13-24,5-14) vs Florida State 13 (27-12,9-9) including player stats and totals.

Score by Innings table for Florida State vs Boston College game.

E - SALVATORE, M(7); RALEIGH, C.(8); MENDOZA, D.(9); WELLS, S.(2); BOURNIGAL, R 2(4); Stromberg, Z(2); Lane,T(1). DP - FS 1; BC 2. LOB - FS 11; BC 13. 2B - APLIN, R. 2(11); Galland,C(8); Goodreau, J(4); Alu, J(7); Maselli, A(2). HR - LUECK, J.(10); Suozzi,J.(1). HBP - APLIN, R.; Baldelli, D; Alu, J; Suozzi,J. SH - WELLS, S.(3); BOURNIGAL, R(2); Palomaki, J(2). SF - LUECK, J.(3); Palomaki, J(2). SB - SALVATORE, M(8); WELLS, S.(3); Cunningham,J(6); Dempsey, B(3). CS - Martellini,G(2). Reached on CI - Galland,C.

Player stats for Florida State and Boston College in the third game.

Win - GRADY, C. (4-2). Loss - Lane,T (1-3). Save - KWIAKOWSKI (2). WP - PARRISH, D.(2); Stevens, J(4). HBP - by PARRISH, D. (Baldelli, D); by Hughes, S (APLIN, R.); by SCOLARO, J. (Suozzi, J); by SCOLARO, J. (Alu, J). PB - Martellini,G 2(12). CI - RALEIGH, C.. Pitches/strikes: PARRISH, D. 121/74; SCOLARO, J. 41/27; GRADY, C. 51/27; KWIAKOWSKI 21/13; Stevens, J 100/49; Stromberg, Z 22/14; Hughes, S 25/14; Witkowski, J 28/19; Lane,T 60/32.

Umpires - HP: AJ Lostaglio 1B: Danny Collins 2B: Thomas Newsom 3B: Greg Howard Start: 6:00 PM Time: 4:50 Attendance: 430 Weather: 51F, Clear, NW 15 mph Stevens, J faced 3 batters in the 5th. PARRISH, D. faced 3 batters in the 7th.



2018 Florida State Baseball Stetson at #18 Florida State Apr 18, 2018 at Tallahassee, Fla. (Dick Howser)



Box score for Florida State 18 (26-12) vs Stetson 10 (28-10) including player stats and totals.

Score by Innings table for Florida State vs Stetson game.

E - ARENAS, J.(8); SALVATORE, M(6); CAVANAUGH, K(1). LOB - Hatters 4; Seminoles 12. 2B - BOGART, A.(3); MEOLA, Jon.(7); FOSTER, J.(2); MENDOZA, D. 2(11); WELLS, S.(5); FREY, S.(1). HR - SPOONER, M.(1); FOGGO, Eric(2); LUECK, J.(9); RALEIGH, C. 2(6); MENDOZA, D.(4); WELLS, S.(4); BOURNIGAL, R(2); JOHNSON, C.(1). HBP - CAVANAUGH, K. SB - ARENAS, J.(9); SALVATORE, M(7); APLIN, R.(3). CS - ALBERT, R.(1).

Player stats for Florida State and Stetson in the fourth game.

Win - POLLOCK, A. (3-3). Loss - ONYSHKO, B. (2-1). Save - None. WP - POLLOCK, A.(3). HBP - by STARK, Ryan (CAVANAUGH, K). PB - RALEIGH, C.(4). Pitches/strikes: ONYSHKO, B. 53/26; GONZALEZ, Ch 37/26; WILSON, B. 34/17; STARK, Ryan 36/22; WIEBKE, E. 25/15; ORBIK, J. 14/3; SCHWAB, Zemp 15/8; POLLOCK, A. 68/40; KWIAKOWSKI 38/27; JOHNSON, C. 30/18; DROHAN, S. 10/2; AHEARN, T. 17/11.

Umpires - HP: Ryan McCreaney 1B: Joey Weaver 2B: Robert Baur 3B: Doug Lee Start: 4:02 Time: 3:26 Attendance: 3786



2018 Florida State Baseball #18 Florida State at Boston College Apr 21, 2018 at Boston, Mass. (Fenway Park)



Box score for Florida State 13 (28-12,10-9) vs Boston College 7 (13-25,5-15) including player stats and totals.

Score by Innings table for Florida State vs Boston College game.

E - RALEIGH, C.(9); WELLS, S.(3); BOURNIGAL, R(5); Palomaki, J(1). LOB - FS 14; BC 9. 2B - LUECK, J.(6); APLIN, R.(12); WELLS, S.(6); DERR, N.(3); Maselli, A(3). 3B - JOHNSON, C.(1). HBP - MENDOZA, D.; ALBERT, R., SF - APLIN, R.(3). SB - Palomaki, J(15).

Player stats for Florida State and Boston College in the fifth game.

Win - AHEARN, T. (1-0). Loss - Metzdorf, D (0-6). Save - JOHNSON, C. (1). WP - VAN EYK, C.(2); AHEARN, T.(5); Witkowski, J(6). HBP - by Metzdorf, D (MENDOZA, D.); by Walsh, J (ALBERT, R.). Pitches/strikes: VAN EYK, C. 66/34; AHEARN, T. 64/35; JOHNSON, C. 43/24; Metzdorf, D 100/51; Walsh, J 39/24; Witkowski, J 40/23; Gill, M 37/22.

Umpires - HP: Danny Collins 1B: Thomas Newsom 2B: Greg Howard 3B: AJ Lostaglio Start: 3:06 pm Time: 3:49 Attendance: 5433 Weather: Partly Cloudy, 58F, NW 13 mph Metzdorf, D faced 2 batters in the 5th.















## STARTERS: BATTING ORDER

<b>LEADOFF:</b>		
Mike Salvatore	36	(25-11)
Steven Wells	8	(4-4)
Rafael Bournigal	7	(6-1)
Nick Derr	6	(4-2)
Cooper Swanson	3	(3-0)
Skylar Frey	1	(0-1)
Rhett Aplin	1	(1-0)
<b>2nd SPOT:</b>		
Jackson Lueck	58	(39-19)
Mike Salvatore	2	(2-0)
Jared Herron	1	(1-0)
Nick Derr	1	(1-0)
<b>3rd SPOT:</b>		
Rhett Aplin	57	(38-19)
Cal Raleigh	3	(3-0)
Drew Mendoza	2	(2-0)
<b>CLEANUP:</b>		
Cal Raleigh	56	(37-19)
Drew Mendoza	3	(3-0)
Rhett Aplin	1	(1-0)
Kyle Cavanaugh	1	(1-0)
Reese Albert	1	(1-0)
<b>5th SPOT:</b>		
Drew Mendoza	47	(30-17)
Steven Wells	7	(5-2)
Cal Raleigh	3	(3-0)
Reese Albert	2	(2-0)
Rhett Aplin	1	(1-0)
Jackson Lueck	1	(1-0)
Cooper Swanson	1	(1-0)
<b>6th SPOT:</b>		
Steven Wells	19	(14-5)
Reese Albert	11	(6-5)
Drew Mendoza	9	(7-2)
Nick Derr	9	(5-4)
Rafael Bournigal	6	(6-0)
J.C. Flowers	4	(4-0)
Kyle Cavanaugh	2	(1-1)
Jonathan Foster	1	(0-1)
Skylar Frey	1	(0-1)
<b>7th SPOT:</b>		
J.C. Flowers	16	(13-3)
Reese Albert	10	(7-3)
Nick Derr	9	(5-4)
Rafael Bournigal	8	(6-2)
Steven Wells	7	(4-3)
Cooper Swanson	2	(0-2)
Kyle Cavanaugh	2	(1-1)
Mike Salvatore	2	(1-1)
Cobi Johnson	2	(2-0)
Jared Herron	1	(1-0)
Jackson Lueck	1	(1-0)
Drew Mendoza	1	(1-0)
Jonathan Foster	1	(1-0)
<b>8th SPOT:</b>		
J.C. Flowers	12	(10-2)
Reese Albert	12	(8-4)
Rafael Bournigal	11	(7-4)
Steven Wells	8	(7-1)
Nick Derr	6	(5-1)
Jonathan Foster	4	(2-2)
Jared Herron	3	(1-2)
Cooper Swanson	2	(1-1)
Mike Salvatore	2	(1-1)
Cobi Johnson	1	(1-0)
Kyle Cavanaugh	1	(0-1)
<b>9th SPOT:</b>		
Mike Salvatore	20	(14-6)
Steven Wells	9	(6-3)
Cooper Swanson	8	(6-2)
Reese Albert	8	(6-2)
Nick Derr	7	(5-2)
Rafael Bournigal	4	(2-2)
J.C. Flowers	3	(2-1)
Skylar Frey	2	(2-0)
Jared Herron	1	(0-1)

## STARTERS: POSITION

<b>PITCHER:</b>		
Drew Parrish	16	(12-4)
Andrew Karp	15	(10-5)
Cole Sands	14	(8-6)
Austin Pollock	10	(6-4)
CJ Van Eyk	5	(5-0)
Clayton Kwiatkowski	1	(1-0)
Tyler Holton	1	(1-0)
<b>CATCHER:</b>		
Cal Raleigh	59	(41-18)
Jonathan Foster	3	(2-1)
<b>FIRST BASE:</b>		
Rhett Aplin	60	(41-19)
Kyle Cavanaugh	2	(2-0)
<b>SECOND BASE:</b>		
Nick Derr	32	(19-13)
Rafael Bournigal	30	(24-6)
<b>THIRD BASE:</b>		
Drew Mendoza	62	(43-19)
<b>SHORTSTOP:</b>		
Mike Salvatore	62	(43-19)
<b>LEFT FIELD:</b>		
Jackson Lueck	48	(32-16)
Reese Albert	12	(9-3)
Cooper Swanson	1	(1-0)
Skylar Frey	1	(1-0)
<b>CENTER FIELD:</b>		
J.C. Flowers	35	(29-6)
Reese Albert	16	(10-6)
Steven Wells	6	(1-5)
Cooper Swanson	4	(3-1)
Skylar Frey	1	(0-1)
<b>RIGHT FIELD:</b>		
Steven Wells	52	(39-13)
Reese Albert	8	(4-4)
Cooper Swanson	2	(0-2)
<b>DESIGNATED HITTER:</b>		
Jackson Lueck	12	(9-3)
Cooper Swanson	9	(7-2)
Reese Albert	8	(7-1)
Rafael Bournigal	6	(3-3)
Nick Derr	6	(6-0)
Jared Herron	6	(3-3)
Kyle Cavanaugh	4	(1-3)
Cobi Johnson	3	(3-0)
Cal Raleigh	3	(2-1)
Jonathan Foster	3	(1-2)
Skylar Frey	2	(1-1)

<b>MULTIPLE HIT GAMES</b>	2	3	4	5+	Tot
Cal Raleigh	14	9	-	-	23
Drew Mendoza	12	3	2	1	18
Rhett Aplin	15	2	1	-	18
Jackson Lueck	12	3	-	-	15
Mike Salvatore	9	4	-	-	13
Reese Albert	6	1	1	-	8
Steven Wells	4	1	2	-	7
Nick Derr	7	-	-	-	7
J.C. Flowers	5	-	-	-	5
Rafael Bournigal	4	-	-	-	4
Jared Herron	2	-	-	-	2
Cooper Swanson	1	-	-	-	1
Kyle Cavanaugh	-	-	-	1	1
<b>TEAM</b>	<b>91</b>	<b>23</b>	<b>6</b>	<b>2</b>	<b>122</b>

<b>MULTIPLE RBI GAMES</b>	2	3	4	5+	Tot
Cal Raleigh	10	4	1	1	16
Drew Mendoza	8	4	-	1	13
Jackson Lueck	10	1	2	-	13
Rhett Aplin	6	1	-	-	7
Mike Salvatore	5	-	1	-	6
Nick Derr	3	1	2	-	6
Reese Albert	3	2	-	1	6
Rafael Bournigal	3	2	-	-	5
Steven Wells	3	2	-	-	5
Jonathan Foster	1	1	-	-	2
J.C. Flowers	1	1	-	-	2
Cobi Johnson	-	2	-	-	2
Kyle Cavanaugh	1	-	-	1	2
Skylar Frey	1	-	-	-	1
Jared Herron	-	1	-	-	1
<b>TEAM</b>	<b>55</b>	<b>22</b>	<b>6</b>	<b>4</b>	<b>87</b>

<b>HITTING STREAKS</b>	Longest	Current
Cal Raleigh	17	17
Drew Mendoza	16	-
Jackson Lueck	8	-
Rhett Aplin	7	5
Mike Salvatore	7	3
Steven Wells	6	-
Nick Derr	6	1
J.C. Flowers	5	2
Cooper Swanson	5	-
Reese Albert	5	-
Skylar Frey	4	-
Rafael Bournigal	4	-
Cobi Johnson	3	-
Kyle Cavanaugh	3	1
Jared Herron	2	-
Jonathan Foster	2	-

<b>REACHED BASE STREAKS</b>	Longest	Current
Rhett Aplin	33	5
Cal Raleigh	26	26
Drew Mendoza	24	-
Jackson Lueck	18	-
Steven Wells	15	15
J.C. Flowers	14	2
Mike Salvatore	13	3
Reese Albert	8	-
Nick Derr	7	7
Cooper Swanson	7	1
Kyle Cavanaugh	6	1
Skylar Frey	6	2
Rafael Bournigal	4	-
Jared Herron	3	2
Jonathan Foster	3	-
Cobi Johnson	3	1



**TEAM BATTING**

	G	Avg	OB%	SLG%	AB	R	H	2B	3B	HR	RBI	BB	SO	SB	CS	SH	SF
1. Louisville	64	.292	.400	.427	2139	443	625	131	16	42	408	333	409	125	24	36	36
2. Georgia Tech	58	.291	.376	.450	2040	375	593	103	10	67	338	248	489	37	16	24	19
3. NC State	60	.288	.386	.477	2040	419	587	88	19	87	382	309	504	67	24	34	31
4. North Carolina	64	.285	.391	.421	2206	452	629	102	15	56	414	346	479	49	18	25	41
5. Duke	63	.280	.384	.435	2162	416	606	119	22	57	378	270	506	89	19	21	31
6. Notre Dame	54	.273	.366	.409	1837	299	502	89	13	45	270	222	363	49	21	29	20
7. Virginia	54	.270	.363	.378	1843	302	498	101	8	27	269	220	310	34	13	42	30
8. Virginia Tech	54	.266	.356	.390	1870	302	497	86	7	44	264	194	422	39	20	38	25
<b>9. Florida State</b>	<b>62</b>	<b>.265</b>	<b>.395</b>	<b>.428</b>	<b>2052</b>	<b>414</b>	<b>543</b>	<b>123</b>	<b>6</b>	<b>67</b>	<b>362</b>	<b>390</b>	<b>486</b>	<b>36</b>	<b>13</b>	<b>23</b>	<b>33</b>
10. Clemson	63	.261	.379	.451	2066	406	539	95	2	98	375	350	540	52	18	27	22
11. Miami	54	.257	.356	.358	1821	259	468	85	15	23	240	233	528	73	32	24	17
12. Wake Forest	57	.257	.362	.383	1947	299	500	90	4	49	269	286	525	61	20	26	24
13. Boston College	49	.243	.342	.323	1676	241	407	78	7	14	213	211	396	92	24	33	18
14. Pittsburgh	55	.238	.350	.361	1789	275	425	79	14	38	255	270	503	49	16	31	20

**TEAM PITCHING**

	G	ERA	B/AVG	W-L	IP	H	R	ER	BB	SO	CG	HR	SHO	SV	BB/9	SO/9
1. Louisville	64	3.53	.221	45-19	570.2	470	287	224	277	602	0	40	2	19	4.37	9.49
2. NC State	60	3.62	.238	42-18	537.1	475	269	216	218	512	2	41	5	20	3.65	8.58
3. Clemson	63	3.65	.239	47-16	571.2	514	264	232	236	520	0	55	2	21	3.72	8.19
4. Miami	54	3.74	.239	28-26	489.0	439	259	203	212	472	6	32	6	10	3.90	8.69
5. North Carolina	64	3.75	.243	44-20	574.0	525	286	239	248	623	1	51	5	12	3.89	9.77
6. Duke	63	3.93	.239	45-18	567.2	524	278	248	219	575	0	38	5	16	3.47	9.12
<b>7. Florida State</b>	<b>62</b>	<b>3.93</b>	<b>.228</b>	<b>43-19</b>	<b>559.1</b>	<b>475</b>	<b>281</b>	<b>244</b>	<b>249</b>	<b>635</b>	<b>4</b>	<b>60</b>	<b>5</b>	<b>14</b>	<b>4.01</b>	<b>10.22</b>
8. Virginia	54	4.15	.244	29-25	486.1	447	259	224	205	569	1	44	7	13	3.79	10.53
9. Pittsburgh	55	4.38	.248	29-26	489.0	460	265	238	216	493	0	42	5	11	3.98	9.07
10. Georgia Tech	58	4.95	.273	31-27	514.2	551	319	283	179	505	4	56	5	9	3.13	8.83
11. Wake Forest	57	5.19	.246	25-32	515.1	482	336	297	283	524	0	50	2	11	4.94	9.15
12. Boston College	49	5.21	.262	17-32	445.2	441	291	258	248	380	1	35	3	5	5.01	7.67
13. Virginia Tech	54	5.61	.287	21-33	484.2	553	364	302	220	462	1	54	0	10	4.09	8.58
14. Notre Dame	54	5.81	.273	24-30	475.2	492	336	307	297	359	0	51	1	12	5.62	6.79

**TEAM FIELDING**

	PO	A	E	.PCT	DP	SBA-ATT
1. Duke	1703	661	45	.981	61	44-67
2. Pittsburgh	1467	553	51	.975	40	52-73
3. Notre Dame	1427	499	50	.975	44	62-88
4. Clemson	1715	595	60	.975	40	29-48
5. North Carolina	1722	555	63	.973	40	41-60
6. Virginia	1459	495	56	.972	35	36-55
7. Boston College	1337	499	53	.972	44	56-73
8. NC State	1612	554	66	.970	47	42-62
9. Wake Forest	1546	517	64	.970	36	68-79
10. Georgia Tech	1544	548	66	.969	46	26-39
<b>11. Florida State</b>	<b>1678</b>	<b>566</b>	<b>71</b>	<b>.969</b>	<b>41</b>	<b>52-69</b>
12. Louisville	1712	530	75	.968	35	49-72
13. Virginia Tech	1454	511	76	.963	46	70-91
14. Miami	1467	546	78	.963	42	33-50



WINS	CL	G	WINS	W-L
1. Kent Klyman, NC State	SO	31	8	8-2
Nick Bennett, Louisville	SO	14	8	8-2
Adam Wolf, Louisville	JR	16	8	8-2
Brooks Crawford, Clemson	JR	16	8	8-2
<b>Andrew Karp, Florida State</b>	<b>JR</b>	<b>16</b>	<b>8</b>	<b>8-4</b>
Xzavion Curry, Georgia Tech	SO	15	8	8-4
7. 11 tied with 7 victories, including:				
<b>CJ Van Eyk, Florida State</b>	<b>FR</b>	<b>19</b>	<b>7</b>	<b>7-0</b>
<b>Cole Sands, Florida State</b>	<b>JR</b>	<b>14</b>	<b>7</b>	<b>7-4</b>

INNINGS PITCHED	CL	G	IP	IP/G
1. <b>Drew Parrish, Florida State</b>	<b>SO</b>	<b>16</b>	<b>107.0</b>	<b>6.69</b>
2. Adam Wolf, Louisville	JR	16	102.2	6.42
3. Jeb Bargfeldt, Miami	SR	15	101.1	6.76
4. Brian Brown, NC State	SR	16	98.2	6.17
5. Connor Thomas, Georgia Tech	SO	16	97.0	6.06
6. Griffin Roberts, Wake Forest	JR	14	96.2	6.90
7. Derek Casey, Virginia	SR	14	95.2	6.83
8. Mitch Stallings, Duke	SR	19	94.0	4.95
9. Xzavion Curry, Georgia Tech	SO	15	92.2	6.18
10. Matt Pidich, Pittsburgh	SR	15	91.1	6.09

STRIKEOUTS	CL	G	SO	SO/G
1. Griffin Roberts, Wake Forest	JR	14	130	12.10
2. <b>Drew Parrish, Florida State</b>	<b>SO</b>	<b>16</b>	<b>128</b>	<b>10.77</b>
3. Evan McKendry, Miami	SO	14	114	11.79
4. Adam Wolf, Louisville	JR	16	109	9.56
5. Connor Thomas, Georgia Tech	SO	16	106	9.84
Derek Casey, Virginia	SR	14	106	9.97
7. Daniel Lynch, Virginia	JR	13	105	10.66
8. Xzavion Curry, Georgia Tech	SO	15	101	9.81
9. Mitch Stallings, Duke	SR	19	100	9.57
10. Matt Pidich, Pittsburgh	SR	15	99	9.76

APPEARANCES	CL	APP	GS	W	L	SV
1. Brett Daniels, North Carolina	SR	39	1	6	1	2
2. Andrew Belcik, Notre Dame	SO	33	0	2	3	3
Tyler Witt, Wake Forest	JR	33	1	2	4	2
Nolan Clenney, NC State	JR	33	0	3	0	0
5. Graham Seitz, Virginia Tech	SO	31	0	4	1	2
Josh Hiatt, North Carolina	SO	31	0	3	2	6
Kent Klyman, NC State	SO	31	0	8	2	4
8. Thomas Lane, Boston College	JR	30	0	3	5	3
Caden O'Brien, NC State	FR	30	2	7	0	0
10. 2 tied with 29 appearances						


SAVES	CL	G	SAVES
1. Joe O'Donnell, NC State	SR	24	11
Ryler Gilliam, Clemson	JR	27	11
3. Sam Bordner, Louisville	JR	17	10
Jack Labosky, Duke	SR	26	10
5. Yaya Chentouf, Pittsburgh	JR	25	8
Cole Kmet, Notre Dame	FR	26	8
Rayne Supple, Wake Forest	JR	27	8
8. 4 tied with 6 saves, including:			
<b>Jonah Scolaro, Florida State</b>	<b>FR</b>	<b>27</b>	<b>6</b>

SHUTOUTS	CL	G	SHUTOUTS
1. Rodney Hutchison, North Carolina	JR	23	1
Jeb Bargfeldt, Miami	SR	15	1
Xzavion Curry, Georgia Tech	SO	15	1
<b>Andrew Karp, Florida State</b>	<b>JR</b>	<b>16</b>	<b>1</b>
Andrew Cabezas, Miami	JR	19	1
Derek Casey, Virginia	SR	14	1

GAMES STARTED	CL	APP	GS	W	L	SV
1. Mitch Stallings, Duke	SR	19	18	4	5	0
2. <b>Drew Parrish, Florida State</b>	<b>SO</b>	<b>16</b>	<b>16</b>	<b>5</b>	<b>1</b>	<b>0</b>
Adam Wolf, Louisville	JR	16	16	8	2	0
Brian Brown, NC State	SR	16	16	7	2	0
Jake Higginbotham, Clemson	SO	16	16	6	1	0
Brooks Crawford, Clemson	JR	16	16	8	2	0
7. 6 tied with 15 games started, including:						
<b>Andrew Karp, Florida State</b>	<b>JR</b>	<b>16</b>	<b>15</b>	<b>8</b>	<b>4</b>	<b>0</b>

COMPLETE GAMES	CL	APP	GS	CG	W	L
1. Connor Thomas, Georgia Tech	SO	16	15	3	7	4
2. <b>Drew Parrish, Florida State</b>	<b>SO</b>	<b>16</b>	<b>16</b>	<b>2</b>	<b>5</b>	<b>1</b>
Brian Brown, NC State	SR	16	16	2	7	2
Andrew Karp, Florida State	JR	16	15	2	8	4
Andrew Cabezas, Miami	JR	19	10	2	6	4
Jeb Bargfeldt, Miami	SR	15	15	2	4	5
7. 7 tied with 1 complete game						

OPP. BATTING AVERAGE	CL	G	AB	H	AVG.
1. <b>Drew Parrish, Florida State</b>	<b>SO</b>	<b>16</b>	<b>381</b>	<b>71</b>	<b>.186</b>
Brian Rapp, Boston College	SR	12	249	48	.193
3. Andrew Cabezas, Miami	JR	19	268	53	.198
Bobby Miller, Louisville	FR	17	247	49	.198
Daniel Federman, Miami	FR	23	222	45	.203
6. Kent Klyman, NC State	SO	31	225	46	.204
7. Nick Bennett, Louisville	SO	14	266	55	.207
8. <b>Cole Sands, Florida State</b>	<b>JR</b>	<b>14</b>	<b>283</b>	<b>59</b>	<b>.208</b>
9. Adam Wolf, Louisville	JR	16	376	80	.213
10. Griffin Roberts, Wake Forest	JR	14	353	78	.221





**THE COLORS YOU CHOOSE.**

*THE PERFORMANCE YOU NEED TO SEND IT ANYWHERE YOU WANT.*

- / THOUSANDS OF COLOR COMBINATIONS
- / PERSONALIZATION OPTIONS
- / THE BEST PERFORMANCE IN THE GAME

CUSTOMIZE YOUR 2019 LOUISVILLE SLUGGER BAT AT [SLUGGERCUSTOMBATS.COM](http://SLUGGERCUSTOMBATS.COM)

**PRIME**  
519  
LIGHT AND POWERFUL

**SELECT**  
719  
END-LOADED POWER

**SOLO**  
619  
TOP-SPEED TECHNOLOGY



**STAFF**



**HONORS**



**PLAYERS**



**RESULTS**



**REVIEW**



**PROS**



**RECORDS/  
STATS**



**ADMIN**



## GAMES

### GAMES PLAYED

Most in Season	84, 1984
Fewest in Season	17, 1948

### VICTORIES

Most in Season	61, 1986 61-13
Fewest in Season	9, 1948 9-8

### WINNING PERCENTAGE

Highest in Season	.854, 1968 35-6
Lowest in Season	.529, 1948 9-8

### WINNING STREAK

Longest	25, 2002 4/17-6/7
Home	36 4/22/90-4/20/91
Away	11 1969-70

### LOSING STREAK

Longest in Season	6, 1999 4/17-30
-------------------	-----------------

### ATTENDANCE

Single Home Game	6,789 vs. Miami 4/19/08
3-game Series	19,062 vs. Miami 4/18-4/20/08
2-game Series	12,662 vs. Texas 2003
Single Season, Home Total	202,132 41 dates, 2008
Single Season, Home Average	5,019 2014
Single Season, All Games	329,232 67 dates, 2012

### SHUTOUTS

Fewest Times in Season	0, 1985
	82 games and other years with fewer games - last time 2009 68 games
Most Times in Season hitting	5, 1974, 1992 and 1994
Longest Streak Without	336, 1984-1988
Most Recorded in Season pitching	15, 1970 59 games and 1975 59 games
Most Consecutive in Season Pitching	4, 1970 and 1973
Most Consecutive Scoreless Innings Pitching	40, 1973

### EXTRA INNING GAMES

Most in Season	8, 2018
Longest Game	20 innings vs. Wake Forest, 5/6/06

## BATTING

### AT BATS

Most in Game	67 vs. Wake Forest, 5/6/06
Most in Game 9-inning	65 vs. Ohio State, 5/31/09
Both Teams	132 vs. Wake Forest, 5/6/06
Most in Season	2,872, 1985 82 games
Fewest in Season	752, 1951 18 games
Most Plate Appearances in Inning	21 vs. Siena, 3/4/07
	vs. Georgia State, 5/15/92

## RUNS

Most in Inning	16 vs. Cleveland State, 3/20/82; vs. Georgia State, 5/15/92
Most in Game	37 vs. Ohio State, 5/31/09 - NCAA Regional
Most Allowed in Game	24, Clemson, 6/5/59
Most Combined	43 vs. Georgia State, 5/15/92 FSU 36, GS 7
	vs. Ohio State, 5/31/09 - NCAA Regional FSU 37, OSU 6
Largest Winning Margin	34 vs. Marshall, 3/4/96 34-0
Largest Losing Margin	22 vs. Clemson, 6/5/59 CU 24, FS 2
Most in Season	752, 1982
Most Allowed in Season	464, 1984
Fewest in Season	101, 1948 17 games
Fewest Allowed in Season	72, 1952 21 games

## HITS

Most in Inning	15 vs. Georgia State, 5/15/92
Most Allowed in Inning	9 at Boston College, 4/15/12
Most Consecutive Hits	10 vs. Siena, 3/4/07
Most in Game	38 vs. Ohio State, 5/31/09 - NCAA Regional
Most Allowed in Game	23 vs. UNLV, 1978
Most Combined	51 vs. Ohio State, 5/31/09 - NCAA Regional FSU 38, OSU 13
Most in Season	947, 1985 82 games
Most Allowed in Season	756, 1984 84 games
Fewest in Season	186, 1952 21 games
Fewest Allowed in Season	130, 1952 21 games

## DOUBLES

Most in Game	15 vs. Ohio State, 5/31/09 - NCAA Regional
Most Allowed in Game	7 vs. Virginia Tech, 4/2/10 VT 10, FSU 5; vs. Georgia Southern, 5/30/14 GSU 7, FSU 0; vs. Clemson, 5/29/16 Clemson 18, FSU 13
Most Combined	16 vs. Ohio State, 5/31/09 FSU 15, OSU 1
Most in Season	182, 1990 72 games
Most Allowed in Season	133, 1984 84 games
Fewest in Season	24, 1951 18 games
Fewest Allowed in Season	19, 1951 18 games

## TRIPLES

Most in Game	5 vs. Western Kentucky, 1968; vs. Georgia State, 1982
Most Allowed in Game	3, several times last: at Georgia Tech, 4/7/12
Most Combined	5 vs. Western Kentucky, 1968 FS 5, WK 0; vs. Georgia State, 1982 FS 5, GS 0
Most in Season	35, 1969 52 games and 1972 68 games

## HOME RUNS

Most in Game	9 vs. Maryland, 5/9/99 FSU 26, MD 2
	vs. Maryland, 4/27/97 FSU 27, MD 2
Most Allowed in Game	6, Southern Miss, 1986
Most Combined	9 vs. Cincinnati, 5/12/91 FSU 6, UC 3
	vs. Miami, 4/3/09 FSU 7, UM 2
Most in Season	146, 1985 82 games
Most Allowed in Season	82, 1984 84 games
Fewest in Season	3, 1954 21 games
Fewest Allowed in Season	4, 1951 18 games
Most Grand slams in Season	8, 1996 69 games
Most Grand slams in a Game	3, at Maryland, 4/27/97

## TOTAL BASES

Most in Game	66 vs. Ohio State, 5/31/09 - NCAA Regional
Most Combined	83 vs. Ohio State, 5/31/09 - NCAA Regional FSU 66, OSU 17
Most in Season	1,580, 1985 82 games
Fewest in Season	250, 1952 21 games

## SLUGGING PCT.

Highest in Season .568, 1982 74 games

## RUNS BATTED IN

Most in Game 34 vs. Georgia State, 5/15/92  
 34 vs. Ohio State, 5/31/09 - NCAA Regional  
 Most Combined 40 vs. Georgia State, 5/15/92 FSU 34, GS 6  
 Most in Season 698, 1985 82 games

## BASE ON BALLS

Most in Game 20 vs. Cleveland State, 1982; vs. Jacksonville, 5/4/10  
 Most Allowed 18, Stetson, 1976  
 Most Combined 26 vs. Valdosta State, 1980 FSU 10, VSU 16  
 Most in Season 555, 1984 84 games  
 Most Allowed in Season 340, 1972 68 games  
 Fewest in Season 93, 1955 22 games

## HIT BY PITCH

Most in Season 104, 2013 64 games

## STRIKEOUTS

Most in Game 18, vs. Georgia, 1968  
 Most Combined 33, vs. Miami, 4/7/00 FSU 11, UM 22  
 Most in Season 552, 2015 65 games  
 Fewest in Season 93, 1955 22 games

## BATTING AVG.

Highest in Season .355, 2008 68 games  
 Highest Allowed in Season .281, 1980 63 games  
 Lowest in Season .237, 1967 46 games  
 Lowest Allowed in Season .186, 1970 59 games

## STOLEN BASES

Most in Game 11 vs. Stetson, 1957; vs. Richmond, 1986; vs. Virginia, 1994  
 Most Allowed in Game 13, Stetson, 1973  
 Most Combined 13, vs. Stetson, 1973 FSU 0, STET 13  
 Most in Season 232, 1987 73 games  
 Most Allowed in Season 98, 1984 84 games  
 Fewest in Season 20, 1954 21 games  
 Fewest Allowed in Season 7, 1962 28 games and 1968 41 games

## DEFENSE

### PUTOUTS

Most in Season 2,212, 1984 84 games

### ASSISTS

Most in Season 1,126, 1984 84 games  
 Fewest in Season 226, 1960 22 games

### ERRORS

Most in Game 10, vs. UNC, 3/28/04  
 Most in Game by Opponent 8, several times, latest Miami, 4/17/96  
 Most Combined 12, vs. Georgia State, 1984 FS 4, GS 8;  
 vs. Valdosta State, 1988 FS 9, VS 3;  
 vs. Virginia Tech, 5/10/90 FS 4, VT 8  
 Most in Season 167, 1984 84 games  
 Most by Opponent in Season 184, 1984 84 games

## FIELDING PCT.

Highest in Season .975, 2007 62 games  
 Lowest in Season .915, 1959 33 games

## DOUBLE PLAYS

Most in Game 5, vs. Miami, 6/4/95; vs. Boston College, 3/8/15  
 Most in Season 95, 1984 84 games

## TRIPLE PLAYS

Most in Game 1, vs. Virginia Tech, 5/3/09 Sequence: 9-2-4  
 Ruairi O'Connor - RF to Parker Brunelle - C to Jason Stidham - 2B

## PITCHING

### PITCHING APPEARANCES

Most in Game 9 vs. Florida, 3/15/11  
 Most in Season 296, 2012 67 games

### COMPLETE GAMES

Most in Season 27, 1969 52 games

### INNINGS PITCHED

Most in Season 738, 1984 84 games  
 Most by Opponent 717, 1984 84 games

### SAVES

Most in Season 29, 1990 72 games

### NO-HITTERS

Most in Season 2, 1968 41 games  
 last: Cole Sands, Cobi Johnson, & Jim Voyles vs. Toledo 3-2, 3/9/16

### ONE-HITTERS

Most in Season 6, 1970 59 games  
 last: vs. Stetson (Andrew Karp & CJ Van Eyk), 4/17/18

### TWO-HITTERS

Most in Season 6, 1970 59 games and 1976 56 games

### EARNED RUNS

Most Allowed in Season 367, 1984 84 games

### EARNED RUN AVG.

Lowest in Season 1.49, 1970 59 games  
 Highest in Season 4.58, 2009 63 games

### STRIKEOUTS

Most Recorded in Game 25, vs. Furman, 1956  
 Most Recorded in Season 718, 1986 74 games  
 Fewest Recorded in Season 126, 1954 21 games

## GAMES

### GAMES PLAYED

Most in Season	84, Paul Sorrento, 1984; Frank Fazzini, 1984
Most in Career	279, Mike Yastrzemski, 1980-83; Barry Blackwell, 1985-88
Consecutively in Season	84, Paul Sorrento, 1984
Consecutively in Career	235, Link Jarrett, 1991-94

## BATTING

### BATTING AVG.

Highest in Season	0-125 at-bats .436, Bob Clem, 1959; 126-199 at-bats .436, John-Ford Griffin, 1999; 200-250 at-bats .455, J.D. Drew, 1997; 250+ at-bats .463, Buster Posey, 2008
Highest in Career	100-600 at-bats .410, Bob Clem, 1959-60; 600+ at-bats .427 John-Ford Griffin, 1999-01

### SLUGGING PCT.

Highest in Season	.961, J.D. Drew, 1997 224 TB/233 AB
Highest in Career	.789, J.D. Drew, 1995-97 539 TB/683 AB

### AT BATS

Most in Game	9, Dennis Guinn vs. Wake Forest, 5/6/06; Marshall McDougall vs. Miami, 4/7/00; Karl Jernigan vs. Miami, 4/7/00; Stephen Cardullo vs. Ohio State, 5/31/09
Most in Season	357, Luis Alicea, 1985
Most in Career	989, Link Jarrett, 1991-94

### RUNS SCORED

Most in Game	6, Mark Gilbert vs. Ohio State, 3/18/78; Luis Alicea vs. Georgia State, 4/1/84; Marshall McDougall vs. Maryland 5/9/99
Most in Season	110, J.D. Drew, 1997
Most in Career	285, Jeff Ledbetter, 1979-82

### HITS

Most in Inning	2, many players, last by Quincy Nieporte vs. Pacific, 5/6/17
Most in Game	7, Marshall McDougall vs. Maryland, 5/9/99 Stephen Cardullo vs. Ohio State, 5/31/09
Most in Season	137, Frank Fazzini, 1985
Most in Career	335, Jeff Ledbetter, 1979-82
Hits in Consecutive At-Bats	12, Steven Wells, April 17-21, 2018 HR, BB, 1B, 1B, HR, 1B, 2B, BB, BB, 1B, 1B, 1B, Sac Bunt, 2B, BB, 1B, 1B

### MOST CONSECUTIVE

Times Safely on Base (H, BB, HBP)	14, Taylor Walls, 2017
Hitting Streak	40, Shane Robinson, 2004-05
Games Reaching Base	67, Buster Posey, 2008
Games Reaching Base in One Season	67, Buster Posey, 2008

### DOUBLES

Most in Game	4, Marshall McDougall vs. NC State, 4/30/00; Joe Licata vs. Georgia State, 3/27/81
Most in Season	36, Jeremy Morris, 1996
Most in Career	78, Jeremy Morris, 1994-97; John-Ford Griffin, 1999-01

### TRIPLES

Most in Game	2, seven times, latest James Ramsey at Duke, 3/9/12
Most in Season	9, Dick Gold, 1969; Luis Alicea, 1985
Most in Career	19, Luis Alicea, 1984-86; Stephen Drew, 2002-04

### HOME RUNS

Most in Game	6, Marshall McDougall vs. Maryland, 5/9/99
Most in Season	42, Jeff Ledbetter, 1982
Most in Season by a Freshman	22, Matt Diaz, 1998
Most in Career	97, Jeff Ledbetter, 1979-82
Grandslams in Game	2, Craig Patterson vs. Wright State, 1979
Grandslams in Season	4, Quincy Nieporte, 2017
Grandslams in Career	6, J.D. Drew, 1995-97; Jeremy Morris, 1994-97

### RUNS BATTED IN

Most in Game	16, Marshall McDougall vs. Maryland, 5/9/99
Most in Season	124, Jeff Ledbetter, 1982
Most in Career	346, Jeff Ledbetter, 1979-82

### TOTAL BASES

Most in Game	25, Marshall McDougall vs. Maryland, 5/9/99
Most in Season	273, Jeff Ledbetter, 1982
Most in Career	704, Jeff Ledbetter, 1979-82

### STOLEN BASES

Most in Game	6, Chip Bifano vs. Kearney State, 4/5/77
Most in Season	51, Edwin Alicea, 1988
Most in Career	100, Shane Robinson, 2004-06

### HIT BY PITCHES

Most in Game	3, Karl Jernigan vs. St. Joseph's, 3/6/01 3, Justin Gonzalez vs. Niagara, 2/15/14 3, Hayden Kelly vs. USF, 3/3/15 3, Nick Derr vs. Boston College, 3/11/17
Most in Season	24, Jose Zabala, 1997
Most in Career	65, John Sansone, 2013-16

### BASE ON BALLS

Most in Game	5, Stephen Drew vs. Siena, 3/4/03; Lionel Martinez vs. Virginia Tech, 5/10/80; Jeremy Morris vs. Clemson, 5/18/96
Most in Season	84, J.D. Drew, 1997
Most in Career	195, Paul Sorrento, 1984-86

### STRIKEOUTS

Most in Game	5, Dick Nichols vs. Georgia Southern, 5/16/70; Dick Nichols vs. Southern Cal, 6/18/70; Ed Fulton vs. USF, 3/5/86; Chris Smith vs. Washington State, 3/7/99; Nick Rogers vs. Miami, 4/7/02
Most in Season	75, Tony Thomas, Jr., 2005
Most in Career	252, Justin Gonzalez, 2010-14
Fewest Strikeouts in a Season	1 in 87 at-bats, Billy "Cooter" Mills, 1954

# FSU INDIVIDUAL RECORDS

## DEFENSE

### PUTOUTS

Most in Game	23, Bob Vaughn vs. Furman, 3/16/56
Most in Season	659, Doug Mientkiewicz, 1994
Most in Career	1,641, Jayce Boyd, 2010-12

### ASSISTS

Most in Game	11, Scott Zech vs. Clemson, 5/16/97
Most in Season	261, Brooks Badeaux, 1998
Most in Career	802, Link Jarrett, 1991-94

## PITCHING

### PITCHING APPEARANCES

Most in Season	46, Kevin Lynch, 2005
Most in Career	136, Kevin Lynch, 2002-05

### STARTS

Most in Season	24, Mike Loynd, 1986
Most in Career	78, Doug Little, 1983-86

### RELIEF APPEARANCES

Most in Season	46, Kevin Lynch, 2005
Most in Career	136, Kevin Lynch, 2002-05

### COMPLETE GAMES

Most in Season	12, Brooks Carey, 1978 15 starts; 12, Danny O'Brien, 1975 17 starts
Most in Career	23, Wayne Vincent, 1966-68

### INNINGS PITCHED

Most in Game	12.0, Cliff Ranew vs. Texas, 6/18/65; 12.0, Mike Bretz vs. Hawaii, 4/4/77
Most in Season	164.2, Mike Loynd, 1986
Most in Career	549, Doug Little, 1983-86

### SAVES

Most in Season	18, Mac Scarce, 1970
Most in Career	32, Ricky Kimball, 1988-91

### VICTORIES

Most in Season	20, Mike Loynd, 1986
Most in Career	49, Doug Little, 1983-86
Consecutive in Season	17, Mike Loynd, 1986
Consecutive in Career	18, Larry Jones, 1974-75

### LOSSES

Fewest in Season 10+ decisions	0, Gene Ammann, 1970 15-0; Daniel Davidson, 2003 10-0; Kevin Lynch, 2005 12-0
Fewest in Career 20+ decisions	2, Gene Ammann, 1968-72 31-2

### HOME RUNS ALLOWED

Most in Season	20, Chuck Howell, 1997
Most in Career	49, Doug Little, 1983-86

### STRIKEOUTS RECORDED

Most in Game	24, Tony Avitable vs. Furman, 3/16/56
Most in Season	223, Mike Loynd, 1986
Most in Career	520, Richie Lewis, 1985-87 392.2 IP

### BASE ON BALLS

Most in Game	13, Richie Lewis vs. LSU, 2/22/87
Most in Season	72, Dave Fernald, 1972 105.2 IP; 72, Richie Lewis, 1986 127.2 IP
Most in Career	236, Larry Jones, 1974-77 300 IP

### EARNED RUN AVG.

Lowest in Season 30+ innings	0.66, Gene Ammann, 1970 10 ER/137 IP
Lowest in Career 100+ innings	1.45, Wayne Vincent, 1966-68 58 ER/292 IP
Highest in Season 30+ innings	8.62, Al Ashmont, 1985 30 ER/31 IP

### RUNS ALLOWED

Fewest in Season 50+ innings	15, Daniel Bennett, 2011 55.0 IP
Most in Game	16, Howard Calhoun vs. Rollins, 4/9/48
Most in Season	95, Doug Little, 1984
Most in Career	287, Doug Little, 1983-86 549 IP

### EARNED RUNS ALLOWED

Fewest in Season 30+ innings	4, Mike DiBlasi, 1998 31.2 IP; 4, Eric Roman, 2001 40.1 IP; 4, Jameis Winston, 2014 33.1 IP
Most in Game	10, Jeff Ledbetter vs. Jacksonville, 4/6/84; 10, Michael Hyde vs. Hawaii, 3/10/05
Most in Season 30+ innings	79, Doug Little, 1984 161.1 IP
Most in Career 100+ innings	211, Doug Little, 1983-86 549 IP

### HITS ALLOWED

Fewest in Season 30+ innings	13, Mac Scarce, 1971 33.1 IP
Most in Game	16, Bill Fuller vs. Auburn, 4/13/71
Most in Season	167, Doug Little, 1984 161.1 IP
Most in Career	533, Doug Little, 1983-86 549 IP



**CAREER BATTING**

**GAMES PLAYED**

279	Mike Yastrzemski	1980-83
276	Link Jarrett	1991-94
	Chris Brock	1989-92
272	Jeremy Morris	1994-97
269	Jose Marzan	1984-87
266	Jimmy Jones	1982-85
264	Rick Figueredo	1980-83
262	Jeff Ledbetter	1979-82
261	Scott Zech	1994-97
260	Ryan Barthelemy	1999-02
	Mike Futrell	1999-02

**AT BATS**

989	Link Jarrett	1991-94
978	Jose Marzan	1984-87
970	Luis Alicea	1984-86
968	Jeff Ledbetter	1979-82
948	Ryan Barthelemy	1999-02
944	Mike Yastrzemski	1980-83
938	Brooks Badeaux	1995-98
899	Jeremy Morris	1994-97
894	John Sansone	2013-16
884	Frank Fazzini	1983-85
	Rick Figueredo	1980-83

**RUNS**

285	Jeff Ledbetter	1979-82
268	Luis Alicea	1984-86
261	Frank Fazzini	1983-85
257	Tyler Holt	2008-10
256	Brooks Badeaux	1995-98
254	J.D. Drew	1995-97
244	Jose Marzan	1984-87
	Mike Yastrzemski	1980-83
	Mike Fuentes	1978-81
229	Scott Zech	1994-97

**HITS**

335	Jeff Ledbetter	1979-82
331	Luis Alicea	1984-86
326	Frank Fazzini	1983-85
321	Ryan Barthelemy	1999-02
312	Jack Rye	2005-08
305	Jose Marzan	1984-87
302	Jeremy Morris	1994-97
298	Buster Posey	2006-08
296	Shane Robinson	2004-06
292	John-Ford Griffin	1999-01

**DOUBLES**

78	John-Ford Griffin	1999-01
	Jeremy Morris	1994-97
67	Ryan Barthelemy	1999-02
65	Link Jarrett	1991-94
	John Sansone	2013-16
62	Mike Yastrzemski	1980-83
	Jeff Ledbetter	1979-82
59	Tyler Holt	2008-10
	Jose Marzan	1984-87
58	Devon Travis	2010-12
	Shane Robinson	2004-06
	Tony Richie	2001-03

**TRIPLES**

19	Stephen Drew	2002-04
	Luis Alicea	1984-86
15	James Ramsey	2009-12
14	Mickey Lopez	1993-95
	Tony Thomas, Jr.	2005-07
13	J.D. Drew	1995-97
12	Jeremy Morris	1994-97
	Randy Hodges	1992-95
	Jose Marzan	1984-87
	Mike Yastrzemski	1980-83

**HOME RUNS**

97	Jeff Ledbetter	1979-82
79	Frank Fazzini	1983-85
69	J.D. Drew	1995-97
64	Mike Fuentes	1978-81
52	Mike McGee	2008-11
50	Ryan Barthelemy	1999-02
48	Paul Sorrento	1984-86
46	Jeremy Morris	1994-97
45	Ed Fulton	1985-87
44	Stephen Drew	2002-04

**RUNS BATTED IN**

346	Jeff Ledbetter	1979-82
273	Jeremy Morris	1994-97
270	Frank Fazzini	1983-85
261	Ryan Barthelemy	1999-02
257	J.D. Drew	1995-97
245	Mike McGee	2008-11
234	Mike Fuentes	1978-81
223	Mike Yastrzemski	1980-83
222	Paul Sorrento	1984-86
206	Buster Posey	2006-08

**TOTAL BASES**

704	Jeff Ledbetter	1979-82
631	Frank Fazzini	1983-85
558	Ryan Barthelemy	1999-02
542	Jeremy Morris	1994-97
539	J.D. Drew	1995-97
521	Mike Fuentes	1978-81
510	Mike McGee	2008-11
493	Jose Marzan	1984-87
492	Luis Alicea	1984-86
487	Paul Sorrento	1984-86

**ON BASE PCT.**

.521	J.D. Drew	1995-97
.510	Neil Martin	1958-59,61
.506	John-Ford Griffin	1999-01
.498	Gary Sprague	1966
.496	Lionel Martinez	1980-81
.495	Ken Smith	1952
.491	Bob Clem	1959-60
.487	Buster Posey	2006-08
.486	Tyler Holt	2008-10
.484	Mark Gilbert	1978

**STOLEN BASES**

100	Shane Robinson	2004-06
98	Jose Marzan	1984-87
95	Marc Ronan	1988-90
91	Allen Bevis	1989-92
90	Edwin Alicea	1987-88
87	Brett Groves	1998-01
82	Scott Zech	1994-97
	Mickey Lopez	1993-95
80	Mark Barineau	1981-83
79	Tyler Holt	2008-10

**WALKS**

203	Brooks Badeaux	1995-98
195	Paul Sorrento	1984-86
180	Sherman Johnson	2009-12
178	Taylor Walls	2015-17
177	Jeff Ledbetter	1979-82
	Tyler Holt	2008-10
175	J.D. Drew	1995-97
174	Doug Mientkiewicz	1993-95
	Mike Yastrzemski	1980-83
162	Jack Rye	2005-08

**STRIKEOUTS**

252	Justin Gonzalez	2010-14
215	John Sansone	2013-16
210	Stuart Tapley	2008-11
201	Dylan Busby	2015-17
191	Mike McGee	2008-11
184	Ty Mueller	1989, 1991-93
180	Tony Thomas, Jr.	2005-07
175	Jeremy Morris	1994-97
171	Mike Futrell	1999-02
169	Frank Fazzini	1983-85

**TOUGHEST TO STRIKEOUT**

.050	Dale Koch, 218/11	1957-59
.051	Mike Augustine, 356/18	1962-64
.055	Randy Davidson, 218/12	1975
.056	Craig Patterson, 467/26	1978-79
.056	Gary Sprague, 195/11	1966
.057	Roy Mewbourne, 158/9	1966-67
.063	Rick Snyder, 416/26	1971-73
.064	Guillermo Bonilla, 233/15	1975
.068	Tom Thomas, 205/14	1964,66
.075	Wayne Mears, 173/13	1975

**TOTAL SACRIFICES**

37	Aaron Cheesman	2002-05
35	Mike Martin, Jr.	1993-95
34	Barry Blackwell	1985-88
33	Jose Marzan	1984-87
	Jack Rye	2005-08
32	Brooks Badeaux	1995-98
31	Jose Zabala	1995-98
30	Randy Hodges	1994-97
	Stuart Tapley	2008-11
	Scott Zech	1992-95

**HIT BY PITCH**

65	John Sansone	2013-16
61	Karl Jernigan	1998-01
46	Jose Zabala	1995-98
41	Brett Groves	1998-00
40	Tommy Dravetz	2006-09
39	Justin Gonzalez	2010-13
37	Bryan Zech	2001-04
32	Mark Barineau	1981-83
31	Quincy Nieporte	2015-17
	James Ramsey	2009-12
	Stuart Tapley	2008-11
	Tony Thomas, Jr.	2005-07

**BATTING AVG. 500+ AB**

.427	John-Ford Griffin	1999-01
.410	Bob Clem	1959-60
.398	Buster Posey	2006-08
.393	Blane McDonald	1978
.391	J.D. Drew	1995-97
.384	Matt Diaz	1998-99
.383	Marshall McDougall	1999-00
.379	Gary Sprague	1966
.378	Bien Figueroa	1985-86
.374	Mike Fuentes	1978-81



<b>WINS</b>			<b>ERA 100-199 IP</b>			<b>HITS</b>		
49	Doug Little	1983-86	0.93	Pat Osburn	1970	137	Frank Fazzini	1985
45	Mike Loynd	1983-86	1.27	Steve Mastin	1968	126	Marshall McDougall	1999
42	Matt Lynch	2000-03	2.10	John Nedeau	1990-93	122	Shane Robinson	2005
41	Blair Varnes	1999-02	2.33	Billy Strode	2013-15	121	John-Ford Griffin	2000
38	Richie Lewis	1985-87	2.37	Mike Slade	1968-70	119	Jeff Ledbetter	1982
35	Roger Bailey	1990-92	2.44	Tyler Holton	2016-18		Buster Posey	2008
34	Jonathan Johnson	1993-95	2.56	Gage Smith	2012-14	118	Bien Figueroa	1985
33	Sean Gilmartin	2009-11	2.64	Terry Farmer	1973-74	116	Bien Figueroa	1986
32	Bryan Henry	2005-07	2.65	David Yocum	1994-95		Luis Alicea	1985
31	Jon McDonald	1998-00	2.69	Tim Davis	1991-92	114	Matt Diaz	1999
<b>SAVES</b>			<b>ERA 50-99 IP</b>			<b>CONSECUTIVE GAME HITS</b>		
32	Ricky Kimball	1988-91	1.30	Mac Scarce	1970-71	40	Shane Robinson	2004-05
31	Daniel Hodges	2000-03	1.30	Craig Skok	1968-69	34	J.D. Drew	1997
30	Mac Scarce	1970-71	1.60	John Ferguson	1969-70	33	Marshall McDougall	1999
18	Daniel Bennett	2010-11	1.79	Tom Henson	1969-70		Ryan Barthelemy	2002
	Mike McGee	2008-11	1.83	George Lott	1968-69	28	Brad Parker	1988
16	Robert Benincasa	2010-12	1.88	Mike Reibling	1967-69	27	Luis Alicea	1984
	Mike DiBlasi	1997-00	1.94	Jameis Winston	2013-14	26	Shane Robinson	2006
15	Philip Olson	1993-95	2.05	Carl Gromek	1969-70	24	Rick Figueredo	1982
	Billy Strode	2013-15	2.08	Barry McQueen	1971		James Ramsey	2011
13	Chris Chavez	1996-99	2.21	LaDon Boyd	1967	<b>DOUBLES</b>		
<b>LOSSES</b>			<b>SEASON BATTING</b>					
18	Doug Little	1983-86	<b>GAMES PLAYED</b>					
15	Cole Sands	2016-18	84	Paul Sorrento	1984	36	Jeremy Morris	1996
13	Sean Gilmartin	2009-11		Frank Fazzini	1984	33	John-Ford Griffin	2000
	Jeff Gray	1981-84	82	Luis Alicea	1985		Tony Thomas, Jr.	2007
12	Drew Carlton	2015-17		Luis Alicea	1984	30	John-Ford Griffin	2001
	Mike Compton	2012-16	81	Frank Fazzini	1985	29	Don DeLoach	1980
	Jon McDonald	1998-00		Eric Mangham	1985	28	Chris Smith	2000
	Richie Lewis	1985-87	80	Bien Figuero	1985	27	Brian Cox	1998
	Martin Howell	1962-64	78	Paul Sorrento	1985	26	John Sansone	2016
11	Paul Wilson	1992-94		Jose Marzan	1984		Devon Travis	2011
<b>SHUTOUPS</b>				Mike Fuentes	1981		Tyler Holt	2010
6	Paul Wilson	1992-94	<b>AT BATS</b>				Tony Richie	2003
4	Jonathan Johnson	1993-95	357	Luis Alicea	1985		Tony McQuade	2002
	Chris Pollack	1986-87	332	Frank Fazzini	1985		Marshall McDougall	1999
	Doug Little	1983-86	327	Luis Alicea	1984		Nandy Serrano	1991
3	Matt Lynch	2000-03	320	Bien Figueroa	1985	<b>TRIPLES</b>		
	Chris Roberts	1990-92	317	Frank Fazzini	1984	9	Luis Alicea	1985
	Clyde Keller	1988-89	312	Jeff Ledbetter	1982		Dick Gold	1969
	Ray Revak	1984-85	307	Jose Marzan	1986	8	Stephen Drew	2003
	Dick Wiggins	1979-80	301	Chris Smith	2000		Randy Hodges	1994
<b>HOME RUNS ALLOWED</b>				Marshall McDougall	1999		Mark Lacy	1982
49	Doug Little	1983-86		Matt Diaz	1999	7	Dave Moates	1969
41	Jeff Gray	1981-84	<b>RUNS SCORED</b>			6	James Ramsey	2010 & 2012
38	Matt Lynch	2000-03	110	J.D. Drew	1997		Tony Thomas, Jr.	2007
37	Richie Lewis	1985-87	109	Frank Fazzini	1985		Jeremy Morris	1997
35	Sean Gilmartin	2009-11	105	Jeff Ledbetter	1982		Mickey Lopez	1993
34	Blair Varnes	1999-02	104	Marshall McDougall	1999		Edwin Alicea	1988
32	Mike Loynd	1983-86	102	Bien Figuero	1985		Luis Alicea	1984
31	Chuck Howell	1994-97	100	Luis Alicea	1985		Mark Barineau	1982
26	Cole Sands	2016-18	99	Mark Barineau	1982		Ron Cash	1971
25	Hunter Scantling	2009-12	97	Jody Reed	1983		Mike Easom	1969
	Jon McDonald	1998-00	96	Shane Robinson	2005	<b>HOME RUNS</b>		
<b>ERA 200+ IP</b>			94	Luis Alicea	1986	42	Jeff Ledbetter	1982
1.43	Gene Ammann	1968-70				32	Frank Fazzini	1985
1.79	Wayne Vincent	1966-68				31	J.D. Drew	1997
1.88	Marv Stringfellow	1965-67				29	Frank Fazzini	1984
2.18	Jonathan Johnson	1993-95				28	Marshall McDougall	1999
2.25	Danny O'Brien	1973-75				27	Mike Fuentes	1981
2.37	Paul Wilson	1992-94				26	Chris Cawthon	1982
2.40	Larry Jones	1974-77					Buster Posey	2008
2.56	Daniel Hodges	2000-03				25	Jeremy Morris	1997
2.58	Bill Fuller	1970-73				23	Jeff Ledbetter	1981
2.60	Bryan Henry	2005-07						

**RUNS BATTED IN**

124	Jeff Ledbetter	1982
118	Frank Fazzini	1985
116	Jeremy Morris	1997
106	Marshall McDougall	1999
103	Chris Cawthon	1982
100	J.D. Drew	1997
95	Jeff Ledbetter	1981
94	Ryan Barthelemy	2002
	Matt Diaz	1999
	J.D. Drew	1996

**TOTAL BASES**

273	Jeff Ledbetter	1982
263	Frank Fazzini	1985
242	Marshall McDougall	1999
226	Buster Posey	2008
224	J.D. Drew	1997
212	Frank Fazzini	1984
207	Matt Diaz	1999
200	John-Ford Griffin	2001
198	Jeremy Morris	1997
197	Mike Fuentes	1981

**ON BASE PCT.**

.604	J.D. Drew	1997
.566	Buster Posey	2008
.552	Tony Thomas, Jr.	2007
.542	John-Ford Griffin	2001
.539	Lionel Martinez	1980
.521	Neil Martin	1959
.520	Tyler Holt	2009
.517	Bob Clem	1959
.513	James Ramsey	2012
.508	J.D. Drew	1996

**STOLEN BASES**

51	Edwin Alicea	1988
49	Shane Robinson	2005
48	Mark Gilbert	1978
43	Marc Ronan	1989
41	Eric Mangham	1986
39	Edwin Alicea	1987
	Jose Marzan	1987
36	Mark Barineau	1982
34	Tyler Holt	2009
	Brett Groves	2000
	Ronald Lewis	1987
	Marc Ronan	1987

**WALKS**

84	J.D. Drew	1997
80	Mark Barineau	1982
	Lionel Martinez	1980
77	Ed Fulton	1987
75	Paul Sorrento	1984
	Lionel Martinez	1981
71	Edwin Alicea	1988
69	Sherman Johnson	2012
	DJ Stewart	2015
68	Brooks Badeaux	1998
	Jody Reed	1983 & 1984

**STRIKEOUTS**

75	Tony Thomas, Jr.	2005
74	Frank Fazzini	1984
	Kenny Felder	1991
	Justin Gonzalez	2011
73	Dylan Busby	2015
	Justin Gonzalez	2012
72	Kevin Cash	1999
68	Justin Gonzalez	2014
66	John Sansone	2015
	Tony Thomas, Jr.	2006

**TOUGHEST TO STRIKEOUT**

.034	Ray Bazzell, 87/3	1960
.037	Mike Augustine, 136/5	1964
.040	Dale Koch, 100/4	1958
.042	Craig Patterson, 239/10	1979
.048	Rick Snyder, 227/11	1973
.049	Mike Augustine, 163/8	1963
.055	Roy Mewbourne, 128/7	1967
	Randy Davidson, 218/12	1975
.056	Dick Howser, 89/5	1958
	Gary Sprague, 195/11	1966

**TOTAL SACRIFICES**

22	Aaron Cheesman	2005
19	Mark Barineau	1983
17	Mark Hallberg	2007
	Jose Zabala	1998
15	Randy Hodges	1995
14	Devon Travis	2010
	Mike Martin, Jr.	1994
<b>13</b>	<b>J.C. Flowers</b>	<b>2017</b>
	Stuart Tapley	2009
	Geoff Sprague	1997
	Nandy Serrano	1992

**HIT BY PITCH**

24	Jose Zabala	1997
23	Karl Jernigan	2001
20	Karl Jernigan	2000
	John Sansone	2015
18	John Sansone	2014
16	Stephen McGee	2012
15	Bryan Zech	2002
14	Mark Barineau	1983
	Jerrold Brown	2001 & 2002
	Matt Diaz	1999
	Kenny Felder	1991
	Justin Gonzalez	2011
	Tommy Oravetz	2009
	John Sansone	2016
	Jose Zabala	1998
	Bryan Zech	2001

**BATTING AVG. 200+ AB**

.463	Buster Posey	2008
.455	J.D. Drew	1997
.450	John-Ford Griffin	2001
.430	Tony Thomas, Jr.	2007
.427	Shane Robinson	2005
.419	Marshall McDougall	1999
.413	Frank Fazzini	1985
.408	Mike Fuentes	1980
.403	John-Ford Griffin	2000
.402	Stephen Drew	2002

**BATTING AVG. 101-199 AB**

.436	John-Ford Griffin	1999
	Bob Clem	1959
.404	Ken Suarez	1964
.399	Mike Augustine	1963
.391	Joe Hicks	1976
.387	Steve Nedeau	1994
.386	Mike Easom	1968
	Dick Howser	1956
.384	Tom Cook	1968
.383	Stuart Tapley	2008

**BATTING AVG. 50-100 AB**

.415	Riley Sweeney	1955
.394	Robert Rosell	1956
.392	Fred Twomey	1955
.387	Stephen Cardullo	2008
.383	Bob Clem	1960
.368	Billy Cooter Mills	1954
.365	Owen McCarron	1958
.364	Dick Howser	1957
.363	John Cook	1992
.362	Lamar Brown	1949

**SLUGGING PCT. 200+ AB**

.961	J.D. Drew	1997
.879	Buster Posey	2008
.875	Jeff Ledbetter	1982
.804	Marshall McDougall	1999
.797	John-Ford Griffin	2001
.792	Jeremy Morris	1997
	Frank Fazzini	1985
.779	Jim Weaver	1980
.770	Fred Twomey	1955
.759	J.D. Drew	1996

**SLUGGING PCT. 50-199 AB**

.815	Terry Kennedy	1976
.779	Jim Weaver	1980
.768	Mike McGee	2009
.732	Marc Giorando	1987
.723	Jeff Ledbetter	1979
.682	Joe Hicks	1976
.674	Tom Cook	1968
.641	Mark Lacy	1981
.639	Steven Morgan	1996
.620	Daniel Wardell	2003

**SEASON PITCHING**
**APPEARANCES**

46	Kevin Lynch	2005
41	Bruce Tanner	1983
40	Gage Smith	2014
39	Gage Smith	2012
	Daniel Bennett	2011
	Tyler Chambliss	2005
	Matt DiBlasi	2005
	Daniel Hodges	2003
38	Jimmy Marshall	2008
37	Doug Treadway	1984



**GAMES STARTED**

24	Mike Loynd	1986
23	Doug Little	1984
21	Randy Choate	1996
	Roger Bailey	1992
	Doug Little	1985
20	Matt Lynch	2002
	Blair Varnes	2000
	Mike Zeigler	2000
	Jon McDonald	1999 & 2000
	Nick Stocks	1999
	Jonathan Johnson	1994

**RELIEF APPEARANCES**

46	Kevin Lynch	2005
41	Bruce Tanner	1983
40	Gage Smith	2014
39	Gage Smith	2012
	Daniel Bennett	2011
	Tyler Chambliss	2005
	Matt DiBlasi	2005
	Daniel Hodges	2003
38	Jimmy Marshall	2008
36	Alec Byrd	2017
	Dylan Silva	2015
	Rhett James	2003
	Daniel Hodges	2002

**COMPLETE GAMES**

12	Brooks Carey	1978
10	Dick Wiggins	1979
10	George Lott	1969
9	Paul Wilson	1994
	Gar Finnvoid	1990
8	Richie Lewis	1986
	Gene Ammann	1969
7	Jonathan Johnson	1995
	Richie Lewis	1987
	Doug Little	1983
	Jim Riley	1978

**INNINGS**

164.2	Mike Loynd	1986
161.1	Doug Little	1984
151.1	Doug Little	1985
150.0	Randy Choate	1996
	Richie Lewis	1987
143.0	Paul Wilson	1994
139.1	Roger Bailey	1992
136.1	Gar Finnvoid	1990
134.2	Randy Choate	1997
134.1	Gar Finnvoid	1989

**WALKS**

88	Richie Lewis	1987
72	Richie Lewis	1985 & 1986
69	Roger Bailey	1992
63	Mike Loynd	1985
58	Al Beccaccio	1963
57	Jonathan Johnson	1994
	Mike Loynd	1986
56	Doug Little	1983
55	Gene Ammann	1969

**WALKS PER 9 INNINGS 30+ INN.**

0.84	Gage Smith	2014
1.13	Jeff Hill	1969
1.21	Daniel Hodges	2003
1.33	George Lott	1969
1.34	Frank Davis	1960
1.41	John Bentley	1998
1.42	Daniel Hodges	2002
1.48	Rod Byerly	1987
1.52	Mike Compton	2015
1.54	Robert Benincasa	2012

**STRIKEOUTS TO WALKS 30+ INN.**

8.29	Robert Benincasa	2012
6.26	Luke Weaver	2013
6.19	Sean Gilmartin	2011
6.00	Jeff Hill	1969
5.83	Mike Compton	2015
5.71	Andrew Karp	2018
5.58	Frank Davis	1960
5.43	Daniel Hodges	2003
5.36	George Lott	1969
5.33	Rod Byerly	1987

**STRIKEOUTS**

223	Mike Loynd	1986
202	Richie Lewis	1986
196	Richie Lewis	1987
161	Paul Wilson	1994
149	Mike Ziegler	2000
144	Tyler Holton	2017
142	Tim Davis	1992
139	Nick Stocks	1999
138	John Wasdin	1993
137	Jonathan Johnson	1994

**STRIKEOUTS PER 9 INNINGS**

15.00	Mac Scarce, 36.0/60	1971
14.24	Richie Lewis, 127.2/202	1986
13.73	Chris Whidden, 39.1/60	1999
13.50	Luke Tucker, 34.0/51	2006
13.24	Matt Dunbar, 52.1/77	1988
13.23	Mac Scarce, 33.1/49	1970
12.86	Jerry Boxer, 63.0/90	1957
12.82	Tony Avitable, 86.1/123	1956
12.73	Robert Benincasa 41.0/58	2012
12.63	Danny Rosen, 45.2/64	2007

**HITS ALLOWED**

167	Doug Little	1984
137	Doug Little	1986
136	Mike Loynd	1986
135	Doug Little	1985
134	Sean Gilmartin	2010
132	Matt Lynch	2002
129	Randy Choate	1996
127	Roger Bailey	1992
126	Blair Varnes	2000
124	Dick Wiggins	1979

**RUNS ALLOWED**

95	Doug Little	1984
81	Doug Little	1986
73	Sean Gilmartin	2010
	Mike Loynd	1984
67	Richie Lewis	1987
66	Jon McDonald	2000
	Jeff Gray	1984
64	Blair Varnes	2000
63	Randy Choate	1997
	Mike Loynd	1986
	Kevin Smith	1985

**EARNED RUNS ALLOWED**

79	Doug Little	1984
65	Sean Gilmartin	2010
56	Mike Loynd	1984
	Doug Little	1984
54	Randy Choate	1997
	Ray Revak	1984
53	Jon McDonald	1998
	Jeff Gray	1983
	Clem Freeman	1981
52	Matt Lynch	2002

**SAVES**

18	Mac Scarce	1971
16	Robert Benincasa	2012
15	Daniel Bennett	2011
	Tyler Chambliss	2005
14	Billy Strode	2015
13	Mike McGee	2010
12	Daniel Hodges	2003
	Daniel Hodges	2002
11	Justin Lord	2001
	Brad Gregory	1990

**WINS**

20	Mike Loynd	1986
16	Doug Little	1985
15	Randy Choate	1996
	Roger Bailey	1992
	Gar Finnvoid	1990
	Richie Lewis	1987
14	Bryan Henry	2007
	Richie Lewis	1986
13	Matt Lynch	2002 & 2003
	Nick Stocks	1999
	Randy Choate	1997
	Paul Wilson	1994
	Clyde Keller	1989
	Mike Loynd	1985
	Brooks Carey	1978

**ERA 101+ IP**

0.66	Gene Ammann	1970
0.92	Pat Osburn	1970
1.27	Gene Mastin	1968
1.48	Danny O'Brien	1975
1.51	Wayne Vincent	1966
1.62	Wayne Vincent	1969
1.68	Jonathan Johnson	1993
1.94	Larry Jones	1975
2.08	Paul Wilson	1994
2.08	Gene Ammann	1969

**ERA 50-100 IP**

1.32	Jack Bristol	1958
1.34	Craig Skok	1969
1.46	Scoby Morgan	1995
1.46	Eddie Howell	1966
1.60	Frank Davis	1959
1.60	Frank Slusser	1958
1.70	George Lott	1969
1.86	Al Beccaccio	1963
1.88	Matt Dunbar	1988
1.92	Danny O'Brien	1978

**SHUTOUTS**

4	Paul Wilson	1993
3	Clyde Keller	1989
	Ray Revak	1984
2	Jonathan Johnson	1995
	Paul Wilson	1994
	Chris Roberts	1991
	Gar Finnvoid	1990
	Chris Pollack	1986 & 1987
	Doug Little	1985
	Jeff Gray	1982
	Dick Wiggins	1980
	Ken Fischer	1980
	Brooks Carey	1978
	George Lott	1969
	Craig Skok	1969

**TEAM SEASON BATTING**
**AT BATS**

AB	GAMES	YEAR
2872	82	1985
2866	84	1984
2644	81	1981
2601	74	2002
2563	74	1982
2554	72	2000
2540	73	1998
2539	71	1999
2498	75	1994
2464	74	1986

**RUNS**

RUNS	GAMES	YEAR
786	82	1985
752	74	1982
663	68	2008
655	74	1986
645	71	1999
644	84	1986
638	74	2002
	73	1998
	79	1981
635	67	1997

**HITS**

HITS	GAMES	YEAR
947	82	1985
869	68	2008
839	74	1982
833	84	1984
831	71	1999
822	74	2002
814	72	2000
807	79	1981
801	74	1986
789	62	2007

**DOUBLES**

DOUBLES	GAMES	YEAR
28	72	1990
182	72	2000
179	74	2002
176	71	1999
172	62	2007
163	63	2009
	68	2008
161		3 tied with 161

**TRIPLES**

TRIPLES	GAMES	YEAR
38	68	1972
35	52	1969
	75	1994
34	74	1982
33	59	1970
30	63	1980
29	52	1966
	59	1973
28	73	1987
27		3 tied with 26
26		

**HOME RUNS**

HR	GAMES	YEAR
146	82	1985
131	74	1982
114	67	1997
113	79	1981
111	71	1999
103	68	2008
99	84	1984
94	73	1987
	63	1980
89	63	2009
	74	1983

**RUNS BATTED IN**

RBI	GAMES	YEAR
698	82	1985
658	74	1982
603	68	2008
592	71	1999
588	74	2002
565	74	1986
564	67	1997
561	79	1981
560	73	1998
550	63	1980

**TOTAL BASES**

TB	GAMES	YEAR
1580	82	1985
1457	74	1982
1385	68	2008
1370	71	1999
1326	79	1981
1315	84	1984
1293	74	2002
1280	72	2000
1257	67	1997
1243	74	1986

**SLUGGING PCT.**

%	GAMES	YEAR
.568	74	1982
.565	68	2008
.558	63	1980
.550	82	1985
.540	71	1999
.536	63	2009
.533	67	1997
.516	61	1979
.515	62	2007
.504	74	1986

**WALKS**

BB	GAMES	YEAR
555	84	1984
524	74	1982
500	82	1985
483	74	1983
458	73	1987
449	74	1986
444	72	1989
435	68	2008
426	63	1980
422	72	1988
	79	1981

**STRIKEOUTS**

SO	GAMES	YEAR
552	65	2015
527	69	2017
	71	1999
520	84	1984
504	73	2005
500	73	1998
490	65	2011
489	68	2010
486	62	2018
476	74	2002

**HIT BY PITCHES**

HP	GAMES	YEAR
104	64	2013
97	66	2001
96	65	2015
	67	2012
94	74	2002
92	63	2016
90	69	2017
86	72	2000
84		2 tied with 84

**SACRIFICE FLIES**

SF	GAMES	YEAR
47	73	2005
46	63	2009
45	68	2008
44	68	2010
	84	1984
42	60	2014
	66	2001
41	69	1996
40		3 tied with 40

**SACRIFICE HITS**

SH	GAMES	YEAR
62	73	2005
53	75	1994
41	69	1996
39	73	1987
38	65	1993
37	65	2006
	67	1997
36		4 with with 36

**LEFT ON BASE**

LOB	GAMES	YEAR
724	84	1984
649	68	2008
631	73	2005
627	82	1985
614	71	1999
610	74	2002
604	74	1983
602	72	2000
601	65	2011
587	67	2012

**STOLEN BASES**

SB	GAMES	YEAR
232	73	1987
197	69	1988
184	74	1986
165	72	1990
162	69	1995
	72	1989
160	67	1997
132	75	1994
129	74	1983
124	69	1996

**STOLEN BASES ATTEMPTED**

SBA	GAMES	YEAR
303	73	1987
249	74	1986
246	72	1990
242	69	1988
226	72	1989
207	69	1995
202	67	1997
192	75	1994
184	71	1991
182	65	1993

**BATTING AVG. MIN. 50 GAMES**

BA	GAMES	YEAR
.355	68	2008
.350	62	2007
.337	63	1980
.330	82	1985
.327	71	1999
	74	1982
.325	74	1986
.322	69	1996
.321	63	2009
.319	72	2000
	61	1979

**TEAM SEASON PITCHING**

**EARNED RUN AVG.**

ERA	GAMES	YEAR
1.49	59	1970
1.98	52	1969
2.07	59	1975
2.27	41	1968
2.48	44	1967
2.72	69	1995
2.76	57	1971
2.89	59	1973
2.90	65	1993
2.92	64	2013

**OPPONENT BATTING AVG.**

BA	GAMES	YEAR
.186	59	1970
.198	59	1975
.207	53	1976
.208	57	1971
.214	52	1966
.215	41	1968
.218	59	1973
.219	52	1969
.220	46	1967
.226	69	1995

**SAVES**

SV	GAMES	YEAR
29	72	1990
27	57	1971
24	65	2011
22	74	2002
21	67	2012
	68	1972
20	68	2010
18	74	1986
	73	2005
17	71	1999
	71	1991
	82	1985
	79	1981
	59	1973
	66	2001

**INNINGS PITCHED**

IP	GAMES	YEAR
738.0	84	1984
711.2	82	1985
665.2	79	1981
660.2	74	2002
659.0	75	1994
649.2	73	2005
648.2	72	2000
647.2	79	1989
647.0	73	1998
639.0	73	1987

**COMPLETE GAMES**

CG	GAMES	YEAR
27	52	1969
25	59	1975
24	61	1979
23	63	1979
22	62	1978
	59	1970
21	74	1986
19	68	1972
16		2 tied with 16

**SHUTOUTS**

SHO	GAMES	YEAR
15	59	1975
	59	1970
12	72	1989
11	69	1995
	59	1973
10	82	1985
	57	1971
9	41	1968

**HITS ALLOWED**

HITS	GAMES	YEAR
756	84	1984
716	79	1981
686	74	2002
653	82	1985
650	72	1990
629	73	2005
617	68	2004
609	67	1997
605	73	1998
602	69	1988

**RUNS ALLOWED**

RUNS	GAMES	YEAR
464	84	1984
407	79	1981
406	82	1985
376	68	2004
375	74	1982
356	68	2010
355	63	2009
351	74	2002
344	68	2008
337	73	1998

**EARNED RUNS ALLOWED**

ER	GAMES	YEAR
367	84	1984
319	79	1981
295	74	1982
294	82	1985
292	68	2010
291	74	2002
285	68	2004
281	63	2009
278	67	1997
276	68	2008

**HOME RUNS ALLOWED**

HR	GAMES	YEAR
94	63	1980
82	84	1984
78	82	1985
65	74	1983
64	63	2009
63	68	2010
61	67	1991
60	62	2018
	73	1998
	74	1986

**WALKS**

BB	GAMES	YEAR
371	82	1985
340	68	1972
330	73	1998
319	74	1982
315	74	1983
310	84	1984
	79	1981
303	63	2009
294	70	1992
287	73	1987

**STRIKEOUTS**

SO	GAMES	YEAR
718	74	1986
680	75	1994
662	71	1999
657	72	1989
640	69	2017
637	71	1991
635	62	2018
631	72	2000
629	70	1992
628	69	1995

**PICKOFFS**

PO	GAMES	YEAR
23	63	1974
22	84	1984
21	69	1988
20	68	2010
	64	2013
19	68	2008
18	68	2003
	63	1980
17	60	2014
16	59	1973

**FIELDING PCT.**

%	PO+A	E	YEAR
1. .975	2300	60	2007
2. .973	2872	81	1994
3. .972	2469	71	2011
4. .970	2342	72	2014
5. .969	2531	80	2010
6. .969	2244	71	2018
7. .969	2536	81	1993
8. .968	2660	89	1991
9. .968	2382	78	2016
10. .968	2468	81	2012







# YEAR-BY-YEAR RECORD/FINAL RANKINGS



YEAR	COACH	CAPTAINS	W-L-T	Postseason	FINAL RANKING					
					CB	BA	USA	NCBWA	D1	PG
1948	Charlie Armstrong 1	Ron Nettles	9-8-0	--	--	--	--	--	--	--
1949	Charlie Armstrong 2	Sam Cox	11-8-0	--	--	--	--	--	--	--
1950	Charlie Armstrong 3	Bob Trowbridge	13-7-0	--	--	--	--	--	--	--
1951	Charlie Armstrong 4	Augie Pompelia	13-6-0	--	--	--	--	--	--	--
1952	Ralph Matherly 1	Bob Trowbridge	17-4-0	--	--	--	--	--	--	--
1953	Ralph Matherly 2	Billy "Cooter" Mills	13-10-1	--	--	--	--	--	--	--
1954	Ralph Matherly 3	Bob Hudson	13-8-0	--	--	--	--	--	--	--
1955	Danny Litwhiler 1	Billy Campbell, Bob Hudson	17-6-0	--	--	--	--	--	--	--
1956	Danny Litwhiler 2	Max Long	25-7-0	District 3	--	--	--	--	--	--
1957	Danny Litwhiler 3	Carlee Hendrix	22-9-0	Coll. World Series	--	--	--	--	--	--
1958	Danny Litwhiler 4	Dick Howser	20-7-0	District 3	--	--	--	--	--	--
1959	Danny Litwhiler 5	Dale Koch	22-11-0	District 3	--	--	--	--	--	--
1960	Danny Litwhiler 6	Ray Bazzell	13-9-0	--	--	--	--	--	--	--
1961	Danny Litwhiler 7	Frank Davis, Jack Dull	21-7-0	District 3	17	--	--	--	--	--
1962	Danny Litwhiler 8	Ray McShane, Bob Madison	23-14-0	Coll. World Series	4	--	--	--	--	--
1963	Danny Litwhiler 9	Al Beccaccio	26-13-0	Coll. World Series	6	--	--	--	--	--
1964	Fred Hatfield 1	Jim Reed	23-13-0	--	--	--	--	--	--	--
1965	Fred Hatfield 2	Gerry Chmielewski	32-11-1	Coll. World Series	5	--	--	--	--	--
1966	Fred Hatfield 3	Dick Fernandez	39-13-0	District 3	9	--	--	--	--	--
1967	Fred Hatfield 4	Roy Mewbourne	32-14-0	District 3	13	--	--	--	--	--
1968	Fred Hatfield 5	Chuck Cone, Bob Canty	35-6-0	District 3	12	--	--	--	--	--
1969	Jack Stallings 1	Dick Gold, Mike Easom	38-13-1	--	10	--	--	--	--	--
1970	Jack Stallings 2	Dick Nichols	49-9-1	Coll. World Series	2	--	--	--	--	--
1971	Jack Stallings 3	Harry Saferight, Ron Cash	41-17-0	--	23	--	--	--	--	--
1972	Jack Stallings 4	Ken Doria, Mike Scarce	45-23-0	District 3	19	--	--	--	--	--
1973	Jack Stallings 5	John Librandi, Denny Williams	38-21-0	--	24	--	--	--	--	--
1974	Jack Stallings 6	Randy Davidson	37-25-1	--	--	--	--	--	--	--
1975	Woody Woodward 1	Randy Davidson	49-10-0	Coll. World Series	7	--	--	--	--	--
1976	Woody Woodward 2	Craig Eaton	40-16-0	NCAA Regionals	--	--	--	--	--	--
1977	Woody Woodward 3	Larry Jones	37-13-0	--	--	--	--	--	--	--
1978	Woody Woodward 4	Brooks Carey, Greg Jones	44-18-0	NCAA Regionals	--	--	--	--	--	--
1979	Dick Howser 1	Craig Patterson	43-17-1	NCAA Regionals	27	--	--	--	--	--
1980	Mike Martin 1	Don DeLoach, Craig Ramsey	51-12-0	Coll. World Series	7	--	--	--	--	--
1981	Mike Martin 2	Mike Fuentes, Rick Hatcher	56-23-0	NCAA Regionals	16	14	--	--	--	--
1982	Mike Martin 3	Jeff Ledbetter	56-17-1	NCAA Regionals	22	16	--	--	--	--
1983	Mike Martin 4	Mike Yastrzemski, Rick Figueredo	55-18-1	NCAA Regionals	15	7	--	--	--	--
1984	Mike Martin 5	Jody Reed, Jeff Gray	55-29-0	NCAA Regionals	--	--	--	--	--	--
1985	Mike Martin 6	Frank Fazzini, Jimmy Jones	59-23-0	NCAA Regionals	20	12	--	--	--	--
1986	Mike Martin 7	Luis Alicea, Doug Little, Mike Loynd	61-13-0	Coll. World Series	2	2	--	--	--	--
1987	Mike Martin 8	Ed Fulton, Jose Marzan	55-18-0	Coll. World Series	6	6	--	--	--	--
1988	Mike Martin 9	Barry Blackwell, Edwin Alicea	50-18-1	NCAA Regionals	15	17	--	--	--	--
1989	Mike Martin 10	Clyde Keller	54-18-0	Coll. World Series	3	4	--	--	--	--
1990	Mike Martin 11	Marc Ronan, Gar Finnvoid	57-15-0	NCAA Regionals	10	8	--	--	--	--
1991	Mike Martin 12	Pedro Grifol, Eduardo Perez, Ricky Kimball	57-14-0	Coll. World Series	7	5	--	--	--	--
1992	Mike Martin 13	Chris Roberts, Nandy Serrano, Roger Bailey	49-21-0	Coll. World Series	5	9	6	--	--	--
1993	Mike Martin 14	Ty Mueller, John Wasdin	46-19-0	NCAA Regionals	22	15	13	--	--	--
1994	Mike Martin 15	Link Jarrett, Jack Niles	53-22-0	Coll. World Series	6	7	6	--	--	--
1995	Mike Martin 16	Randy Hodges, Mike Martin, Jr., Doug Mientkiewicz	53-16-0	Coll. World Series	5	3	4	--	--	--
1996	Mike Martin 17	Scooby Morgan, Steve Nedeau	52-17-0	Coll. World Series	6	6	5	--	--	--
1997	Mike Martin 18	Jeremy Morris, Scott Zech, Chuck Howell	50-17-0	NCAA Regionals	9	9	9	--	--	--
1998	Mike Martin 19	Jeremy Salazar, Brooks Badeaux, Jose Zabala, Brian Cox	53-20-0	Coll. World Series	8	7	8	--	--	--
1999	Mike Martin 20	Chris Chavez, Zach Diaz, Jeremiah Klosterman	57-14-0	Coll. World Series	2	2	2	--	--	--
2000	Mike Martin 21	Mike DiBlasi, John Halliday, Marshall McDougall	53-19-0	Coll. World Series	3	3	3	--	--	--
2001	Mike Martin 22	Karl Jernigan, Brett Groves	47-19-0	NCAA Supers	9	10	10	--	--	--
2002	Mike Martin 23	Ryan Barthelemy, Blair Varnes, Mike Futrell	60-14-0	NCAA Supers	9	7	9	--	--	--
2003	Mike Martin 24	Matt Lynch, Daniel Hodges, Tony Richie	54-13-1	NCAA Supers	9	6	8	--	--	--
2004	Mike Martin 25	Aaron Cheesman	45-23-0	NCAA Supers	14	14	14	--	--	--
2005	Mike Martin 26	Aaron Cheesman	53-20-0	NCAA Supers	15	16	14	11	--	--
2006	Mike Martin 27	Matt DiBlasi, Ryne Malone, Shane Robinson	44-21-0	NCAA Regionals	24	--	20	24	--	--
2007	Mike Martin 28	Bryan Henry	45-13-0	NCAA Regionals	10	14	15	14	--	--
2008	Mike Martin 29	Buster Posey, Jack Rye	54-14-0	Coll. World Series	7	7	8	8	--	--
2009	Mike Martin 30	Jimmy Marshall, Ruairi O'Connor, Tommy Oravetz	45-18-0	NCAA Supers	10	9	10	10	--	--
2010	Mike Martin 31	Stephen Cardullo, Tyler Holt	48-20-0	Coll. World Series	6	6	6	6	--	--
2011	Mike Martin 32	Mike McGee, Stuart Tapley	46-19-0	NCAA Supers	9	8	9	10	--	--
2012	Mike Martin 33	James Ramsey	50-17-0	Coll. World Series	4	4	3	4	--	--
2013	Mike Martin 34	Justin Gonzalez	47-17-0	NCAA Supers	12	12	13	12	--	--
2014	Mike Martin 35	Justin Gonzalez	43-17-0	NCAA Regionals	23	19	21	23	--	--
2015	Mike Martin 36	Mike Compton, DJ Stewart	44-21-0	NCAA Supers	23	19	21	23	--	--
2016	Mike Martin 37	Mike Compton, John Sansone	41-22-0	NCAA Supers	14	13	13	13	14	17
2017	Mike Martin 38	Drew Carlton, Taylor Walls	46-23-0	Coll. World Series	6	6	6	6	6	9
2018	Mike Martin 39	Tyler Holton, Cal Raleigh	43-19-0	NCAA Regionals	--	20	21	22	21	17

CB - Collegiate Baseball; BA - Baseball America; USA - USA Today/ESPN/Baseball Weekly; D1 - D1Baseball.com; PG - Perfect Game

# ALL-TIME LETTERMEN

## A

Joe Adams	1975
Yosh Adeeb	1995
<b>Tyler Ahearn</b>	<b>2018</b>
<b>Reese Albert</b>	<b>2018</b>
Bobby Alexander	1982
Terry Alexander	1976
Giovanny Alfonso	2012-13
Edwin Alicea	1987-88
Luis Alicea	1984-86
Roy Alvarez	1980
Gene Ammann	1968-70
Travis Anderson	2006-07
Rhett Aplin	2017-18
Bob Armstrong	1992
Johnny Ash	1954-56
Bill Ashford	1982-83
Gary Ashley	1953-56
Al Ashmont	1985
Jim Atwood	1953-56
Mike Augustine	1961-63
Tony Avitable	1953-56
Don Axon	1959

## B

Brooks Badeaux	1995-98
Lee Bailey	1951
Roger Bailey	1990-92
Pichi Balet	2000
Blake Balkcom	2003
Jeff Bankston	1972-73
Rob Bargas	1989-90
Mark Barineau	1981-83
Ryan Barthelemy	1999-02
Ron Bartlett	1976-79
Chuck Barton	1964
Joe Baxter	1968-69
Clay Baynham	1976
Harold Bazzell	1953
Ray Bazzell	1957-60
Mason Bean	1972-73
Bill Bearse	1965
Al Beccaccio	1960-62
David Bedingfield	1977
Mike Bell	1994-95
Bob Benda	1976-77
Robert Benincasa	2010-12
Wayne Benner	1952
Daniel Bennett	2010-11
Paul Benson	1960
John Bentley	1997-98, 00-01
Michele Bertoldi	1991
Allen Bevis	1989-92
Boomer Biegalski	2015
Chip Bifano	1976-77
Kyle Bird	2012-13
Ham Bisbee	1955
Barry Blackwell	1985-88
Garrett Blanton	1989-91
Taylor Blatch	2014-16
Tony Biasucci	1983
Ralph Blinn	1952-53
Jon Bolin	1990-91
Rich Bombard	1979
Phil Bondack	1962-63

Bob Bondi	1954-57
Jimmy Bonenberger	1997
Juan Bonilla	1974-77
Alex Boston	2004
Rafael Bournigal	1987
Rafael Bournigal	2018
Jerry Boxer	1957
Ken Boyce	1954
George Boyd	1949-50
Jayce Boyd	2010-12
LaDon Boyd	1967
Scott Boyd	2000-01
Mike Brady	1987-90
Wil Breton	2011
Mike Bretz	1976-79
Harry Bringger	1951
John Bristol	1955-57
Jose Brizuela	2012-14
Chris Brock	1989-92
Kevin Brooks	1977-78
Marty Brooks	1965-67
Terry Brooks	1969
Billy Brown	1996
Craig Brown	1969-70
Dave Brown	1974
Forrest Brown	1953-54
Jerrod Brown	2002-03
Lamar Brown	1948-50
Pete Brown	1985
Randy Brown	1964-66
Barret Browning	2005-06
Terry Browning	1968-69
Parker Brunelle	2008-11
Tommy Bryant	1983
Terrell Buckley	1990
Tye Buckley	2010-11
Travis Burge	2006-07
Jeff Burger	1969
Kenny Burkhead	2013-14
Joe Burns	1969
Royce Burt	1949
Dylan Busby	2015-17
Jim Busby	1974-75
Thad Busby	1995
Brian Busch	2009-12
Dave Buss	1959-60
Bryan Bussey	2016-17
Steve Butler	1994-95
Mike Buttery	1994
Rod Byerly	1987-88
Lee Byers	1961-64
Alec Byrd	2014-17
Clint Byrd	1998

## C

Vince Calandra	1984-85
Howard Calhoun	1948
Billy Campbell	1952-55
Ed Camposano	1968
Eddie Cannon	2003-04
Bob Canty	1966-68
Bill Cappelman	1967
Stephen Cardullo	2007-10
Brooks Carey	1975-78
Nick Carfaro	1966
Drew Carlton	2015-17
Bob Carroll	1972-73
Doug Casey	1978-79
Buddy Cash	1950
Kevin Cash	1997-99
Ron Cash	1970-71
Sid Cash	1990-91
Kyle Cavanaugh	2017-18
Chris Cawthon	1981-82
Leon Chalhub	1964
Brian Chambers	2004-07
Tyler Chambliss	2004-06
Gibbs Chapman	2004-05
Dave Chappel	1974
Chris Chavez	1996-99
Aaron Cheesman	2002-05
Gerald Chmielewski	1963-65
Randy Choate	1995-97
Greg Clayborne	1986-88
Bob Clem	1959-60
Matt Clements	1988-89
Al Cleveland	1969-70
Charles Cleveland	2005-06
Larry Cocks	1969-70
Hal Cohen	1982
Chester Cole	1965-67
Chris Cole	2001
Robby Coles	2013
James Colzie	1994
Rick Colzie	1973-74
Mike Compton	2012, 14-16
Chuck Cone	1966-68
Skip Cone	1971-72
Harold Conrad	1948
David Cook	1966-68
John Cook	1992
Tom Cook	1968
Dave Cooper	1976-77
Mike Copps	1957-60
Lee Corso	1954-57
Jerry Couch	1958-59
Mark Coulter	1976-77
Brian Cox	1997-98
Sam Cox	1949
Bob Craft	1966-68
Keith Craig	1980-81
Wes Crawford	1998
Ken Creely	1964-65
Buddy Cribb	1988-90
Charlie Cruz	1992-95
John Cuesta	1953
Mike Cullen	1980-81
Greg Culpepper	1979
Ben Curry	1975-78

## D

Dave Dahlen	1963-64
Ohmed Danesh	2007-10
Bill Daniel	1974-75
Jim Daniel	1960-61
Phil Dannunzio	1989
Tyler Daughtry	2017
Daniel Davidson	2002-03
Randy Davidson	1974-75
Bret Davis	1988
Frank Davis	1960-61
Hunter Davis	2004
Josh Davis	1996
Marcus Davis	2013
Mike Davis	1996
Tim Davis	1991-92
Tom Davis	1962-64
Danny De La Calle	2014-15
Eric Deddens	1983-84
Alex Deise	2015-16
Don DeLoach	1978-81
Tony Delmonico	2008
Josh Delph	2012-15
Ben DeLuzio	2014-16
Greg Dennis	1983
Nick Derr	2017-18
Jim DeVane	1955
Danny Diaz	2005-06
Matt Diaz	1998-99
Zach Diaz	1996-99
Matt DiBlasi	2003-06
Michael DiBlasi	1997-00
Paul Dirks	1962-64
Paul DiToma	1965
Kevin Dodge	1981-82
Jerry Donnaway	1957-58
Ken Doria	1971-72
Danny Dowell	1981-83
Steve Downey	1974
J.D. Drew	1995-97
Stephen Drew	2002-04
John Drews	1974
<b>Shane Drohan</b>	<b>2018</b>
Jay Drivas	1984
Chip Drobine	1986
Dean Duchak	1965-67
Jack Dull	1960-61
Marc Dunbar	1990-91
Matt Dunbar	1987-90
Chris Dunn	1986
Andrew Durden	2010



<b>E</b>	
Mike Easom	1966-68
Taiwan Easterling	2010-11
Craig Eaton	1975-76
Frank Echols	1962-63
Scott Edwards	1989
Jon Egertson	1987
Rudy Eigle	1955-58
Mike Eissey	1973-74
Gary Elliott	1961-63
Jack Emerick	1979-80
Mike English	1967-69
Roy Eppley	1985
Donny Erickson	1987-88
Tyler Everett	2008-11

<b>F</b>	
Matt Fairel	2007-08
Sam Fann	1949-50
Terry Farmer	1973-74
Adam Faurot	1995-96
Frank Fazzini	1983-85
Ed Feely	1961
Kenny Felder	1990-92
George Ferguson	1961-62
John Ferguson	1968-70
Dave Fernald	1971-73
Dick Fernandez	1964-66
Joe Fernandez	1953
Robert Ferrar	1962-63
Carl Ferraro	1981
Mike Fields	1978-79
Rick Figueroa	1980-83
Bien Figueroa	1985-86
Gar Finnold	1989-90
Ken Fischer	1979-82
Robin Flake	1970-72
<b>J.C. Flowers</b>	<b>2017-18</b>
Victor Floyd	1987
Taylor Folsom	2015

<b>Jonathan Foster</b>	<b>2018</b>
Ray Fox	1975-78
Jim Foxwell	1972-75
Pedro Fraga	1968
Ben Francis	2008-09
Nick Francis	2005
Ed Frank	1972
Ron Fraser	1954-57
Clem Freeman	1981
Mike Freeman	1986
Pedro Frega	1968
Doug French	1961-62
Skylar Frey	2018
Mike Fuentes	1978-81
Bill Fuller	1970-72
Ed Fulton	1985-87
Mike Futrell	1999-02

<b>G</b>	
John Gagnon	1979-80
Randy Gailey	1972-73
Tom Garcia	1955
Linwood Garrett	1967-68
Dave Garrison	1984
John Gast	2008-10

Evan Geist	2012-13
Steve Gelmine	1982-85
Alan Gentry	1983-84
Wayne Giardino	1964-65
Mark Gilbert	1975, 77-78
Mark Gildea	2006-07
Brian Gilliland	1989-90
Sean Gilmartin	2009-11
Chris Ginn	1998-01
Marc Giordano	1987-88
Jack Givens	1976-77
Mike Givens	1974
Steve Givens	1982-83
Dick Gold	1967-69
Devin Gonzalez	2007
Justin Gonzalez	2010-14
Rico Gonzalez	1986
JJ Gould	2013
<b>Conor Grady</b>	<b>2018</b>
Nick Graganella	2013-16
Jeff Gray	1981-84
Caleb Graham	2006-07
Lane Green	1966-68
Harry Greene	1966-68
Brad Gregory	1989-90
Glenn Gresham	1949-51
Danny Griffin	1982-83
John-Ford Griffin	1999-01
Joe Griffin	1975-77
Pedro Grifol	1989-91
Reggie Griggs	1997
Dave Grimes	1970-71
Carl Gromek	1968-70
Greg Gromek	1968-71
Brett Groves	1998-01
Johnny Grubb	1970
Randy Guemple	1972-73
Dennis Guinn	2005-08
Jim Gurzynski	1968-69

<b>H</b>	
Dan Haddock	1979
Mark Hallberg	2007
John Halliday	1999-00
Bill Hammond	1965
<b>Chase Haney</b>	<b>2016-17</b>
Mike Haney	1964
Dave Hanselman	1984
Don Harbaugh	1969-71
Jeff Hardy	1976-77
Todd Harrell	1994
Bryan Harris	1991-93
Dee Harris	1976
Ed Harris	1967-68
Dean Harrison	1988-90
Chris Hart	1999-03
Rick Hatcher	1979-81
Tim Hatcher	1980
Chuck Hawkins	1965-66
Larry Hawkins	1962
Mark Haynes	1952
John Hearn	1968
Phil Hearn	1966
Eric Heath	1998
Ken Heath	1984

George Hehemann	1953-55
Jim Helm	1966-68
Matt Henderson	2016-17
Terry Henderson	1997-98
Carlee Hendrix	1954-57
Clint Hendry	1993-94
Bryan Henry	2005-07
Tom Henson	1969-71
Spike Herald	1951
Jared Herron	2018
Joel Hicks	1976-77
Chris Hitt	1995
Ron Herring	1973-74
William Higginbotham	1953
Windle Higginbotham	1974-75
Jeff Hill	1967-69
Lance Hitchcock	1967-68
Daniel Hodges	2000-03
Randy Hodges	1992-95
Jeff Hogan	1967-69
Jerry Hohne	1959-60
John Holland	2012
Rick Holloway	1978-79
Tyler Holt	2008-10
Tyler Holton	2016-17
Bryant Holtmann	2012-15
Maury Hopkins	1965-66
Bill Horne	1973-74
Lee Howard	2012-14
Bill Howell	1961
Chuck Howell	1994-97
Ed Howell	1965-66
Martin Howell	1962-64
Dick Howser	1956-58
Ed Howser	1980-81
Jason Hubbard	1999
Bob Hudson	1953-55
Scott Hudson	1997-99
Bruce Huff	1976-79
Gary Huff	1971-73
Ken Huff	1979-81
J.C. Huquet	1999
Monroe Hunt	1964
Philip Hunt	1955-57
<b>Gage Hutchinson</b>	<b>2018</b>
George Hutchinson	1961
Rick Hutchinson	1964-65
Michael Hyde	2005-07

<b>I</b>	
Vince Insogna	1983-84

<b>J</b>	
Kevin Jackson	2010
Rhett James	2003-04
John Jane	1961
Ken Jarabeck	1978
Lincoln Jarrett	1962
Link Jarrett	1991-94
Trent Jarvis	2005, 2007-08
Karl Jernigan	1998-01
Ryan Jernigan	2005
Barry Johnson	1988-89
Brandon Johnson	2011-14
Cobi Johnson	2015-16, 18

Jay Johnson	1962-64
Jay Johnson	1979
Jonathan Johnson	1993-95
Larry Johnson	1962-64
Sherman Johnson	2009-12
Gordon Johnston	1961
Greg Jones	1976-78
Hunter Jones	2003-05
Jimmy Jones	1982-85
Larry Jones	1974-77
Bob Jordan	1967
Bob Jordan	1974
Grady Jordan	1992-93
Hayden Jordan	2013

<b>K</b>	
Randy Kaiser	1974
Danny Kanell	1993-94
Andrew Karp	2016-18
Doug Kasimer	1969-71
Jim Kaufman	1954-55
Bill Keck	1980
Jay Keeler	1980-82
John Keith	1969-71
Clyde Keller	1988-89
Brian Kelley	2006
Mike Kelley	1974-75
Bob Kellogg	1974-75
David Kelly	1998
Hayden Kelly	2015-16
Terry Kennedy	1975-77
Fred Kenney	1956-58
Keith Kidd	1985-86
Ricky Kimball	1988-91
Matthew Kinney	2016
John Keith	1969-71
Ron Kims	1953
John King	1959-60
Jeremiah Klosterman	1996-99
Brett Knief	2013-14
Godfrey Knight	1948
Dale Koch	1958-59
John Kolb	1981
Curt Kole	1975
Dru Kosco	1984-85
Steve Kovensky	1986-87
Brian Kraft	2000
Charlie Krausche	1961
Robert Kull	1963-65
<b>Clayton Kwiatkowski</b>	<b>2017-18</b>

<b>L</b>	
Mark Lacy	1981-82
Marc LaMacchia	2001-03
Ernie Langford	1958-60
Rick Langford	1973
Bill Langston	1967
T.J. Lanier	1950
Gary Lawrence	1965-66
Mike Leber	1971
David Ledbetter	1982
Jeff A. Ledbetter	1982-84
Jeff S. Ledbetter	1979-82
Larry Lee	1973
Mike Lee	1986

Brandon Leibrandt	2012-14	Blair McCaleb	2000-02
Greg Lewis	1982	Owen McCarron	1956-58
Jimmy Lewis	1991	Justin McClain	2000
Richie Lewis	1985-87	Chad McClellan	1986
Ronald Lewis	1987	Shawn McCorkel	1997-98
Loren Levy	1982-84	Gene McCormick	1958-60
Carlos Lezcano	1974-77	Kevin McCray	1992-93
John LiBrandi	1972-73	Jim McCune	1965
Joe Licata	1981	Blane McDonald	1978
Tony Liebsack	1991-92	Jon McDonald	1998-00
Doug Little	1983-86	Marshall McDougall	1999-00
Woody Litwhiler	1962-64	Mike McGee	2008-11
LaWhit Lizzmore	1991-92	Stephen McGee	2010, 12-13
Ed Lockhart	1950-52	Rick McGlone	1974-77
Jim Loftin	1963	Joe McKinney	1965-66
Brad Long	1978-79	John McKnight	1977
Charlie Long	1961	Mike McLeod	1975-77
Max Long	1953-56	Dale McMahan	1966
Mickey Lopez	1993-95	John McNeese	1991
Rafael Lopez	2009-11	Tony McQuade	2001-03
Justin Lord	2001	Charles McQuaig	1994
George Lott	1968-69	Barry McQueen	1971
Mike Loynd	1984-86	Ray McShane	1960-62
Jackson Lueck	2016-18	Wayne Mears	1975
Jose Lugo	1974	Ronald Melton	1949-52
Kevin Lynch	2002-05	<b>Drew Mendoza</b>	<b>2017-18</b>
Matt Lynch	2000-03	Gary Merians	2011
Jim Lyttle	1966	Bob Merry	1953
Keith Lyttle	1989	Mike Meschke	2009-10
		Roy Mewbourne	1966-68
		Doug Mientkiewicz	1993-95
		Darren Miller	2015-16
		Jim Miller	1976-77
		Justin Miller	2002
		Peter Miller	2011-14
		Seth Miller	2011-13
		Tim Miller	1994
		Billy "Cooter" Mills	1952-54
		Don Milner	1978-79
		Bart Mitchell	1982-84
		Dave Moates	1969
		Dave Mobley	1977-79
		Orson Mobley	1982
		Ladson Montgomery	2013-14
		Tom Moore	1954
		Dave Morano	1978
		Jack Morgan	1953
		Steve "Scooby" Morgan	1993-96
		Todd Morgan	1982-84
		Al Moreya	1983
		Jeremy Morris	1994-97
		Rick Moss	1970-71
		Mitch Moyer	1975
		Ty Mueller	1989, 91-93
		Les Mullen	1951-52
		Matt Mulroy	2014
		Dago Murphy	1948
		Don Murray	1964-65

## M

Corben Madden	2010
Bob Madison	1960-62
Rick Madison	1959
Marty Maier	1973-74
Ryne Malone	2004-06
Brandon Manasa	2003-05
Eric Mangham	1984-86
Harold Mangin	1961-62
Tom Manley	1989
Ed Mann	1954
David Marano	1978
T.R. Marcinczyk	1993
Chris Marconcini	2015
Brent Marsh	2006
Jimmy Marshall	2006-09
Mike Martin	1965-66
Mike Martin, Jr.	1993-95
Neil Martin	1965-66
Lionel Martinez	1980-81
Eddy Martinez-Estevé	2003-04
Steve Marks	1966
Jose Marzan	1984-87
John Mason	1967-68
Steve Mastin	1968
Jim Mathers	1966
Lonnie Mathis	1969
Floyd Matthews	1969
Kyle Maxie	2006
Bob Mayer	1974-76
Henry Mayfield	1996-98
Jim McArdle	1976-77
Ryan McArdle	2006
Clyde McBride	1963
Monty McBride	1964-65

## N

Ray Navarro	2009
John Nedeau	1990-93
Steve Nedeau	1994-96
Tim Nedin	1989
Oscar Negron	1975
Stephen Neill	1996
Carl Nelson	1957-60
Harvey Nemeroff	1974-75
Roger Nettles	1967
Jason Newlin	2002
John Nicholas	1975-76
Dave Nichols	1971-72
Dick Nichols	1968-70
Joe Nichols	1976-79
Gary Nichols	1963-65
Jerry Nielsen	1987-88
Quincy Nieporte	2015-17
Jack Niles	1993-94
Randy Niles	1995-97
John Nogowski	2012-14
Connor Nolan	2011
Klyne Nowlin	1952

## O

Danny O'Brien	1973-75
Sean O'Brien	2011-12
Ruairi O'Connor	2005, 2007-09
Bo O'Dell	2007-09
Stephen Ochs	2005, 2007
Phil Olson	1993-95
Steve Oppenheim	1972
Tommy Oravetz	2006-09
Pat Osburn	1970
George Otero	1998
Danny Owen	1975-76
Jackson Owens	2015

## P

Joe Pacetti	1985
Al Padgett	1948
Gary Painter	1989-90
Bert Palmer	1953
Keith Parenteau	1980
Billy Parker	1948-49
Brad Parker	1988-90
Derek Parker	1979
Geoff Parker	2008-10
<b>Drew Parrish</b>	<b>2017-18</b>
Craig Patterson	1978-79
Brant Peacher	2004-05
Brent Pearson	2001
Ray Pearson	1953
Ed Peres	1973
Eduardo Perez	1989-91
Mark Peterson	2009
Trent Peterson	2001-03
Donovan Petrey	2016
Gerald Phillip	1957-58
Tim Phillips	1980-82
Chris Pinder	1984
Charlie Pinkermann	1958
Keith Pitchford	1962-63
Bruce Pollack	1967
Chris Pollack	1986-87

## Austin Pollock 2018

Augie Pompelia	1950-51
Ed Porcelli	1986-87
Tom Porter	1969-70
Buster Posey	2006-08
Cory Posey	2000
Jack Posey	2008-09, 11
Lynn Powell	1963
Dave Price	1971-73
Brad Prior	1976
Jeff Probst	2001-02
Scott Proctor	1996-98

## R

Frank Radziwon	2004
Cal Raleigh	2016-18
Ronnie Ramirez	2016
Craig Ramsey	1977-80
James Ramsey	2009-12
Cliff Ranew	1964-65
Rocky Rau	1989-90
Robby Read	2000-02
Gene Ready	1964
Derek Reams	1993
Bob Reboin	1989-90
Jim Reed	1964-65
Jody Reed	1983-84
Brandon Reichert	2007
Ray Revak	1984-85
Dave Rhino	1982
Marty Rice	1971-74
D'Vontrey Richardson	2007, 09
Tony Richie	2001-03
Kevin Richmond	2002-03
Mike Riebling	1967-69
Justin Rigney	1992
Kevin Rigsby	1978
Jim Riley	1978-79
Dan Roatche	1970-72
Chris Roberts	1990-92
Pete Roberts	1967
Clay Robertson	1987
Kenny Robinson	1991
Matt Robinson	1982-83
Shane Robinson	2004-06
Charlie Rodgers	1958-59
Carlos Rodriguez	1975
Raul Rodriguez	2004
Nick Rogers	2001-02
Louis Rojas	2004
Eric Roman	2000-02
John Rombough	1994
Marc Ronan	1988-90
Tom Rosa	1972-73
Robert Rosell	1956-57
Danny Rosen	2007
Hank Ross	1959-60
Jack Ross	1960-62
Larry Rothschild	1974
George Rountree	1962-64
Mike Rudi	1987
Jim Rushworth	1992
Jack Rye	2005-08

<b>S</b>	
Harry Saferight	1970-71
Rick Saffel	1979
Tom Sailor	1982
Jeremy Salazar	1995-98
<b>Mike Salvatore</b>	<b>2018</b>
Chuck Sanders	1952-53
Deion Sanders	1987
Cole Sands	2016-18
John Sansone	2013-16
Jerry Santos	1988-89
Pete Sarron	1965-66
Mark Sauls	2003-06
Matt Sauls	2003-04
Craig Saxner	1985-86
Bill Saunders	1976
Hunter Scantling	2009-12
Mac Scarce	1970-71
Mike Scarce	1971-72
Gladden Schafer	1953
Jim Scheller	1970
Ed Schneider	1980-81
Mike Schmitz	1993
Greg Schnute	1968-70
Scott Schroeffel	1993-94
Brian Schultz	2004
<b>Jonah Scolaro</b>	<b>2018</b>
Robby Scott	2010-11
Sam Scott	1999
Jim Seevers	1955
Riley Seevers	1955-57
Brian Senior	1995-96
Nandy Serrano	1991-92
Ed Sessions	1951-52
John Sheppard	1956-58
Bob Sherman	1961
Tim Sherrill	1972-73
Buddy Shaw	1983
Truby Shaw	1948
Chad Sheffer	1993-94
Ken Shimchak	1977-79
Gordon Shirah	1954-56
Jamey Shouppe	1981-82
Bob Shupack	1953
Howard Siegle	1974
Herb Sikes	1971-72
Dylan Silva	2013-15
Ken Silvestri	1972
Adam Simmons	2011-12
Glen Simon	2003
Scott Sitz	2010-13
Bob Skala	1953
Ross Skelton	1968
Craig Skok	1968-69
Mike Skoutelakis	1987
Mike Slade	1969-72
John Slaton	1959-60
Ken Sloan	1966
Frank Slusser	1957-58
David Smalley	1980-83
Mike Smalley	1998-99
Luke Smierciak	2008
Casey Smit	2013-14
Chris Smith	1999-00
Derrick Smith	2003-04

Dwight Smith	1961-62
Gage Smith	2011-14
Jackie Smith	1976-77
John Smith	1964
Ken Smith	1951-52
Ken Smith	1979-80
Kevin Smith	1985
Richie Smith	2001-02
Roger Smith	1972-73
Rick Snyder	1971-73
Tom Snyder	1982
David Sorokowski	1988-89
Paul Sorrento	1984-86
Bobby Spano	1999-00
Kyle Spitzer	1960-62
Josh Spivey	2005-07
James Spooner	1967
Stephen Spradling	2012
Gary Sprague	1966
Geoff Sprague	1996-97
Ron Spyker	1987
Bill Stagland	1961
Robby Stahl	2010-11
Matt Stanford	1997
Richard Steed	1975
Scott Steinitz	1989-90
Darrel Stewart	1967
DJ Stewart	2013-15
Grant Stewart	2017
Jason Stidham	2007-09
Kent Stille	1963
Nick Stocks	1998-99
Jack Straub	1953
Ryan Strauss	2005-08
Billy Strode	2013-15
Ricky Stuart	1978
Michael Stubbs	1988
Len Sullivan	1967
Marv Stringfellow	1965-67
Ken Suarez	1963-64
Walt Sumner	1968-69
Bob Sutton	1966
<b>Cooper Swanson</b>	<b>2018</b>
Harvey Sweeney	1955
Alan Swindle	1980-82
Ken Sylvestri	1975
Carl Szymanski	1974

<b>T</b>	
Steve Taddeo	1986-87
Houston Taff	1966
Jeff Tam	1993
John Marc Tamayo	1988-90
Jeff Tandlich	1974
Bill Tanner	1948
Bruce Tanner	1982-83
Stuart Tapley	2008-11
Buddy Teagle	1961-63
George Tebbetts	1980
Steve Tebbetts	1973-75
Clint Thigpen	2000
Al Thomas	1962-63
Brady Thomas	2006-07
Mike Thomas	1976
Paul Thomas	1985-87

Tom Thomas	1964-66
Tony Thomas, Jr.	2005-07
DiCarlo Thompson	2004
Jeff Tibbitts	1991
Mike Tice	1978
Scott Toole	2001-02
Ed Trancygier	1961
Devon Travis	2010-12
Ronnie Traylor	1978-79
Doug Treadway	1983-84
David Trexler	2010-11
Bob Trowbridge	1949-52
Shawn Troxell	1987
Hank Truluck	2014-17
Steve Tuako	1977
John Tucker	1961-62
Luke Tucker	2006-07
Gale Tuggle	1955-56
Steve Turko	1977
Jerry Turner	1961
Fred Twomey	1954-57

<b>U</b>	
Pat Underhill	1989-90
Whitey Urquhart	1950

<b>V</b>	
Derek Vail	2015
Ryan Valdes	2013
<b>CJ Van Eyk</b>	<b>2018</b>
Blair Varnes	1999-02
Mike Vasquez	1970-71
Bob Vaughn	1955-56
Nick Vickerson	2008
Gary Viero	1976
Ryan Vigue	2008-09
Elih Villanueva	2008
Wayne Vincent	1966-68
Ed Voyles	2015-17
Jim Voyles	2014-17


<b>W</b>	
Bobby Waites	1954, 57
Doug Walker	1959-61
Taylor Walls	2015-17
Bob Wancika	1959
John Wanish	1987
Andy Ward	2015-16
Jim Ward	1965
Daniel Wardell	2003-05
Tyler Warmoth	2016
John Wasdin	1991-93
Mack Waugh	2011-12
Colby Weaver	1992-94
Jim Weaver	1980
Luke Weaver	2012-14
Steven Wells	2015-18
Ham Wernke	1952-55
Bill Westendick	1958-60
Ed West	1976
Gage West	2014-16
Chris Whidden	1999-00, 02-03
Nick Whidden	2000-01
Jon Whittocker	1967-68
Tom Whitaker	1967-68

Jimmy White	1960-61
Bob Whitmer	1951
Casey Whitmer	2007
Chas Widden	1953
Dick Wiggins	1979-80
Bob Wilcox	1962, 64-65
Denny Williams	1972-73
Laverne Williams	1953
Bill Williamson	1962-63
Gary Williamson	1963-64
Jack Wilson	1948
Paul Wilson	1992-94
Jameis Winston	2013-14
John Witt	1948, 50, 52
John Wolfner	1979-80
Austin Wood	2009
Howard Wood	1967
Willie Woods	1987
Matt Woodward	1995-98
Woody Woodward	1962-63
Bob Wooley	1966
Bob Wynn	1953-54

<b>Y</b>	
Casey Yarbrough	1992
Ed Yarnell	1966-67
Mike Yastrzemski	1980-83
Manny Yglesias	1953
David Yocum	1994-95

<b>Z</b>	
Jose Zabala	1995-98
Bryan Zech	2001-04
Scott Zech	1994-97
Greg Zera	1968-71
Bill Ziegler	1966-67
Mike Ziegler	2000
Roger Zimmerman	1961
Will Zirzow	2015-18
Tom Zoeller	1983-86
Al Zyla	1959

Active returners in **bold**





# ALL-TIME JERSEY NUMBERS

## 1

Fred Hatfield - Head Coach	1966
Jack Stallings - Head Coach	1969-74
Randy Davidson	1975
Bruce Huff	1976-79
Mark Barineau	1981-83
Luis Alicea	1984-86
Edwin Alicea	1987-88
Allen Bevis	1989-92
Adam Faurot	1995-96
Ryan Proly	1997
Brett Groves	1998-01
Tony McQuade	2002-03
DiCarlo Thompson	2004
Travis Burge	2006-07
Stuart Tapley	2008-09
Taiwan Easterling	2010-11
Giovanny Alfonso	2012-13
Nick Graganella	2014-16
Tyler Daughtry	2017
Skylar Frey	2018
<b>Tyler Holt - Asst. Coach</b>	<b>2019</b>

## 2

Roy Mewbourne	1966
Tom Porter	1969-70
Dave Nichols	1971-72
Mike Eissey	1973-74
Carlos Rodriguez	1975
Chip Bifano	1976
Ken Huff	1978
Dan Haddock	1979
Jim Weaver	1980
John Kolb	1981
Jeff A. Ledbetter	1982-85
Deion Sanders	1987-88
Bob Reboin	1989-90
Kenny Robinson	1991
Casey Yarbrough	1992
Mickey Lopez	1993-95
Geoff Sprague	1996-97
Chris Hart	1999
Bobby Spano	2000
Tony McQuade	2001
Rocky Roquet	2002
Shane Robinson	2004-06
Ohmed Danesh	2007-10
Josh Delph	2012-15
Jackson Lueck	2016-18
<b>Nander De Sedas</b>	<b>2019</b>

## 3

Bob Canty	1966-67
Dick Nichols	1969-70
Randy Gailey	1971-72
Tom Rosa	1973
Guillermo Bonilla	1974-76
Craig Patterson	1978-79
Jim Morris - Asst. Coach	1980-81
Hal Cohen	1982
Jody Reed	1983-84
Chip Baker - Asst. Coach	1985-02
Ryne Malone	2004-06
Devin Gonzalez	2007
Tony Delmonico	2008
Sean Gilmartin	2009-11
John Nogowski	2012-14
Darren Miller	2015-16
Nick Derr	2017-18
<b>Dakota Gaillard</b>	<b>2019</b>

## 4

Dick Fernandez	1966
Mike Easom	1967
Dave Moates	1969
Rick Moss	1970-71
Paul Dirks - Asst. Coach	1972
Bob Carroll	1973
Jim Busby	1974-75
Jeff Hardy	1976
Bob Benda	1978
Rich Bombard	1979
Lionel Martinez	1980-81
Bart Mitchell	1982-84
Richie Lewis	1985-87
Clyde Keller	1988-89
Roger Bailey	1990-92
Mike Martin, Jr.	1993-95
John Bentley	1997-01
Stephen Drew	2002-04
Stephen Ochs	2005-07
<b>Mike Martin, Jr. - Asst. Coach</b>	<b>2008-19</b>

## 5

Chuck Cone	1966-67
Greg Gromek	1969-71
John Ferguson	1970
Jeff Bankston	1972
Rick Colzie	1973
Mike Kelley	1974-75
Ed West	1976
Don DeLoach	1978
Dave Yukelson - Asst. Coach	1979
Bill Fuller - Asst. Coach	1980
Danny Dowell	1981-83
Vince Calandra	1984-85
Rico Gonzalez	1986
Victor Floyd	1987
Buddy Cribb	1988-90
Pedro Grifol	1991
Kevin McCray	1992-93
Kevin McCray - Asst. Coach	1995
Jose Zabala	1996-98
Jose Zabala - Asst. Coach	1999
Brian Kraft	2000
Jerrod Brown	2002-03
Danny Diaz	2004-06
D'Vontrey Richardson	2007
Jack Posey	2008-11
Billy Strode	2013-15
Matthew Kinney	2016
Justin Sorokowski	2017
<b>Shane Drohan</b>	<b>2018-19</b>

## 6

Roy Mewbourne	1967
Dave Miller - Asst. Coach	1969
Larry Cocks	1970-71
Denny Williams	1972-73
Mike Givens	1974
Woody Woodward - Head Coach	1975-78
Jeff S. Ledbetter	1979-82
Frank Fazzini	1983-85
Mike Lee	1986
Marc Giordano	1987-88
Rob Bargas	1989-90
Bobby Fernandes	1991
Phil Olson	1993-95
Mike Davis	1996
George Otero	1997
Kevin Cash	1999
Brandon Manasa	2003-05
Tommy Oravetz	2006-09

Corben Madden	2010
Sean O'Brien	2011-12
Chris Cates - Asst. Coach	2013
Cobi Johnson	2015-18

## 7

Chester Cole	1967
Lonnie Mathis	1969
Robin Flake	1970-71
Tom Rosa	1972
Randy Gailey	1973
Windle Higginbotham	1974-75
Jim McArdle	1976
Craig Ramsey	1978
Greg Culpepper	1979
Greg Lewis	1982
Alan Gentry	1983-84
Chad McClellan	1986
Ronald Lewis	1987-88
John Marc Tamayo	1989-90
Tim Davis	1991-92
Chad Sheffer	1993-94
Brooks Badeaux	1995-98
Bobby Spano	1999
Daniel Hodges	2000-03
Dennis Anderson	2004
Nick Francis	2005
Sean Stuyverson	2006
Mark Hallberg	2007
Parker Brunelle	2008-11
Luke Weaver	2012-14
Steven Wells	2015-18
<b>Cade Hungate</b>	<b>2019</b>

## 8

Gary Lawrence	1966
Bob Jordan	1967
Joe Baxter	1969
Mike Vasquez	1970-71
Roger Smith	1972-73
Randy Davidson	1974
Curt Kole	1975
Jack Givens	1976
Ken Schimchak	1978
Mike Tice	1979
Mike Yastrzemski	1980-83
Rod Delmonico - Asst. Coach	1984-89
Jamey Shoupp - Asst. Coach	1990-98
Mike Futrell	1999-02
Matt Sauls	2003-04
Ryan Jernigan	2005
Buster Posey	2006-08
Devon Travis	2010-12
DJ Stewart	2013-15
<b>J.C. Flowers</b>	<b>2017-19</b>

## 9

Pete Sarron	1965-66
George Lott	1969
Dave Grimes	1970-71
Randy Guemple	1972-73
Howard Siegle	1974
Mitch Moyer	1975
Greg Jones	1976
Mike Fields	1978
Jack Emerick	1979-80
Steve Givens	1982-83
Eric Mangham	1984-86
Jon Egertson	1987
Ty Colston	1988
Rocky Rau	1989-90
Tony Liebsack	1991-92

Scott Zech	1994-97
Karl Jernigan	1998-01
Kevin Richmond	2002-03
Hunter Davis	2004-05
Ruairi O'Connor	2005-08
Ray Navarro	2009
Stephen McGee	2010-13
Andy Ward	2014-16
<b>Cooper Swanson</b>	<b>2018-19</b>

## 10

Gary Sprague	1966
Dick Gold	1967
Stan Thomas	1969
Greg Schnute	1970
Barry McQueen	1971
Skip Cone	1972
Bob Simpson - Asst. Coach	1973-74
Richard Steed	1975
Mark Coulter	1976
Greg Jones	1978
Ken Huff	1979-81
Dave Rhino	1982
Eric Deddens	1983-84
Craig Saxner	1985-86
B.J. Guzzone	1987
Darren Vazquetelles	1988
Brian Gilliland	1989-90
Link Jarrett	1991-94
Chris Chavez	1995-99
Chris Hart	2000-03
Tyler Chambliss	2004-06
Matt Fairel	2007
Luke Smierciak	2008
Justin Gonzalez	2010-14
Taylor Walls	2015-17
Tyler Daughtry	2018

## 11

Mike Martin	1966
Dean Duchak	1967
Dave Kasimier	1969
Mike Slade	1970
Mike Scarce	1971-72
Stan Kmet - Asst. Coach	1973-74
Mike Martin - Asst. Coach	1975-79
<b>Mike Martin - Head Coach</b>	<b>1980-2019</b>

## 12

Marv Stringfellow	1966-67
Carl Gromek	1969
Ron Cash	1970-71
Tim Sherrill	1972-73
Larry Rothschild	1974-75
Joel Hicks	1977
Doug Casey	1978-79
Rick Figueroa	1980-83
Dave Garrison	1984
Bien Figueroa	1985-86
Rafael Bournigal	1987
John Marc Tamayo	1988
Garrett Blanton	1989-91
Randy Hodges	1992-93
Jeremy Salazar	1995-98
Jamey Shoupp - Asst. Coach	1999-11
John Sansone	2013-17
Brandon Reitz	2017
<b>Tyler Ahearn</b>	<b>2018-19</b>



<b>13</b>	
Harry Saferight	1970-71
John LiBrandi	1972-73
Larry Jones	1975-76
Ray Fox	1978
Tim Hatcher	1980
Jay Johnson	1981
Todd Morgan	1982-84
Kevin Smith	1985
Chris Dunn	1986
Donny Erickson	1987-88
Tom Manley	1989
Chris Roberts	1990
Grady Jordan	1992-93
Jonathan Johnson	1994-95
Kevin Cash	1997-98
Nick Whidden	1999-01
Justin Miller	2002
Eddy Martinez-Esteve	2003-04
Charles Cleveland	2005-06
Jason Stidham	2007-09
Robert Benincasa	2010
Eric Arce	2011
John Holland	2012-13
Danny De La Calle	2014-15
Donovan Petrey	2016-17
<b>Jonah Scolaro</b>	<b>2018-19</b>

<b>14</b>	
Steve Marks	1966
Bill Ziegler	1967
Greg Schnute	1969
Greg Zera	1970-71
Greg Zera - Asst. Coach	1972
Marty Maier	1973
Mike Easom - Asst. Coach	1975
Joe Nichols	1976-79
Joe Licata	1981
Jimmy Jones	1982-85
Mike Freeman	1986
Matt Dunbar	1987-90
Chris Roberts	1991-92
Kevin Krietemeyer	1993
Randy Hodges	1994-95
Shane Roland	1996
Clint Thigpen	1999-00
Bryan Zech	2001-04
Ryan Strauss	2005-08
Austin Wood	2009
Tye Buckley	2010-11
Kyle Bird	2012-13
Jackson Owens	2015
Tyler Holton	2016-18
<b>Troy Hamilton</b>	<b>2019</b>

<b>15</b>	
Mike Martin	1965
Tom Thomas	1966
Lin Garrett	1967
Gene Ammann	1969-70
Rick Snyder	1971-73
Jose Lugo	1974
Bob Mayer	1975-76
Dave Mobley	1977-79
Roy Alvarez	1980
Bruce Tanner	1981-83
Paul Sorrento	1984-86
Jerry Santos	1988-89
Kenny Felder	1990-92
Todd Harrell	1993-94
Matt Woodward	1995-98
Chris Smith	1999-00

Jeff Probst	2001-02
Brian Schultz	2004-05
Kyle Maxie	2006
Tyler Holt	2008-10
Evan Geist	2011-13
Hank Truluck	2014-17
<b>CJ Van Eyk</b>	<b>2018-19</b>

<b>16</b>	
Jim Lyttle	1966
James Spooner	1967
Doug Kasimier	1969
Carl Gromek	1970
Ken Doria	1971-72
Ed Peres	1973
Jeff Tandlich	1974
Craig Eaton	1975-76
Ken Fischer	1978
Clay Robertson	1987
Ricky Kimball	1988-91
Bob Armstrong	1992
Mike Schmitz	1993
Thad Busby	1995
Stephen Neill	1996-97
Jason Hubbard	1998-99
Cory Posey	2000
Scott Toole	2001-02
Link Jarrett - Asst. Coach	2003
Louis Rojas	2004
D.J. Echols	2005-06
Bo O'Dell	2007-09
Jayce Boyd	2010-12
Alvin Swoope	2013
Taylor Blatch	2014-16
Jared Herron	2017
<b>Mike Salvatore</b>	<b>2018-19</b>

<b>17</b>	
Randy Brown	1966
Mike Reibling	1967-69
Dan Roatche	1970-72
Terry Farmer	1973-74
Bob Kellogg	1975
Joe Griffin	1976
Rick Holloway	1978
Derek Parker	1979
Ed Schneider	1980-81
Joe McFarland - Asst. Coach	1982
Greg Jones - Asst. Coach	1983
Joe Schlim	1984
Pete Brown	1985
Steve Kovensky	1986-87
Marc Ronan	1988-90
John Wasdin	1991-93
Jamie Stafford	1994
Chris Hitt	1995
Josh Davis	1996
Terry Henderson	1997-98
Chris Whidden	1999-03
Brant Peacher	2004-05
Brandon Reichert	2006-07
Mark Peterson	2008-09
Robby Stahl	2010-11
Mike Compton	2012-16
<b>Clayton Kwiatkowski</b>	<b>2017-19</b>

<b>18</b>	
Bob Wooley	1967
Walt Sumner	1969
Don Harbaugh	1970-71
Ken Silvestri	1972
Rick Langford	1973

Steve Downey	1974
Wayne Mears	1975
John Nicholas	1976
Brad Long	1978
Ken Schimchak	1979
George Tebbetts	1980-81
Matt Robinson	1982-83
Ken Heath	1984
Keith Kidd	1985-86
Willie Woods	1987
Pat Underhill	1990
John McNeese	1991
Jack Niles	1993-94
Jack Niles - Asst. Coach	1995-97
Eric Heath	1998
Pichi Balet	2000
Daniel Davidson	2002-03
Mark Gildea	2005-07
Ben Francis	2009
Tyson Young	2010
Seth Miller	2011-13
Ed Voyles	2014-18
<b>Cole Beverlin</b>	<b>2019</b>

<b>19</b>	
Marty Brooks	1966-67
Mike English	1969
Al Cleveland	1970
Gary Huff	1971-73
Ron Herring	1973-74
Marty Maier	1974
Brooks Carey	1975-78
Rick Holloway	1979
Kevin Dodge	1981-83
Jose Marzan	1984-87
Brad Parker	1988-90
Michele Bertoldi	1991
Jonathan Johnson	1993
James Colzie	1994
Jose Zabala	1995
Matt Stanford	1997-98
Ryan West	2000
Aaron Cheesman	2001-05
Brady Thomas	2006-07
Matt Kane	2008-09
Gage Smith	2010-14
Andrew Karp	2015-18
<b>Elijah Cabell</b>	<b>2019</b>

<b>20</b>	
Bill Ziegler	1966
Steve Marks	1967
Johnny Grubb	1970
Dave Price	1971-73
Bill Daniel	1974
Ben Curry	1975-76
Ken Jarabeck	1978
Don DeLoach	1979-81
Danny Griffin	1982-83
Greg Dennis	1984
Lanny Abshier	1985
Greg Clayborne	1986-88
Tim Nedin	1989
Greg Clayborne - Asst. Coach	1990
Clint Byrd	1997
J.C. Huguet	1999
Robby Read	2000
Chris Cole	2001
Dominic Robinson	2002
Gibbs Chapman	2004-05
Travis Anderson	2006-07
Nick Vickerson	2008

Spencer Dickinson	2009
Daniel Bennett	2010-11
Stephen Spradling	2012
Gage West	2014-16
Kyle Cavanaugh	2017-18
<b>Kyle McMullen</b>	<b>2019</b>

<b>21</b>	
Ed Yarnell	1966
Jeff Hogan	1967
John Ferguson	1969
Jim Scheller	1970
Bill Fuller	1971-73
Carlos Lezzano	1974-77
Ronnie Traylor	1978
Craig Ramsey	1979-81
Bill Ashford	1982-83
Rod Byerly	1987-88
Marc Dunbar	1989-92
Scott Schroeffel	1993-94
Randy Choate	1995-97
Blair Varnes	1998-02
Mark Sauls	2003-06
Bobby Rauh	2007
Geoff Parker	2008-10
Mike Bell - Asst. Coach	2012
Dylan Silva	2013
Ben DeLuzio	2014-16
Alex Carpenter	2017-18
<b>Chris Ruckdeschel</b>	<b>2019</b>

<b>22</b>	
Chuck Hawkins	1966
Ed Yarnell	1967
Al Cleveland	1969
Mac Scarce	1970-71
Mason Bean	1972-73
Steve Tebbetts	1974-75
Jackie Smith	1976
Blane McDonald	1978
John Gagnon	1979-80
Clem Freeman	1981
Randy Gailey - Asst. Coach	1982-84
Jerry Nielsen	1987-88
Pedro Grifol	1989-90
Colby Weaver	1992-94
Charlie Cruz	1995
Henry Mayfield	1996-98
Sam Scott	1999
Justin McClain	2000
Jason Newlin	2002
Rhett James	2003-04
Bryan Henry	2005-07
John Gast	2008-10
Robert Benincasa	2011-12
Mike Bell - Asst. Coach	2013-16
<b>Drew Mendoza</b>	<b>2017-19</b>

<b>23</b>	
Butch Ferrar	1962-63
Wayne Vincent	1966-67
Tom Henson	1970
Marty Rice	1971-74
Rick McGlone	1975-76
Mike Tice	1978
Jay Johnson	1979
Keith Hendry - Asst. Coach	1981
David Ledbetter	1982
David Maus	1984
John Wanish	1987
Dean Harrison	1988-90
Nandy Serrano	1991-92
T.R. Marcinczyk	1993
Mike Buttery	1994
Bryan Senior	1996
Shaun Kopczynski	1997
Mike Smalley	1998-99
Tony Richie	2001-03
Frank Radziwon	2004
Tony Thomas, Jr.	2005-07
James Ramsey	2009-12
JJ Gould	2013
Bryan Henry - Asst. Coach	2014
Chris Marconcini	2015
Ryan Mejia	2017
<b>Reese Albert</b>	<b>2018-19</b>

<b>24</b>	
LaDon Boyd	1967
John Keith	1970-71
Jim Foxwell	1972
Steve Tebbetts	1973
Bob Jordan	1974
Mike McLeod	1975-77
Mark Gilbert	1978
Ron Bartlett	1979
David Fannin - Asst. Coach	1981-83
Rick Hatcher - Asst. Coach	1984
Barry Blackwell	1985-88
Eduardo Perez	1989-91
Clint Hendry	1993-94
Josh Adeeb	1995
Wes Crawford	1996-98
Jimmy Bonenberger	1997
Eric Roman	1999-02
Derrick Smith	2003-04
Dennis Guinn	2005-08
Brian Busch	2009-12
Marcus Davis	2013
Dylan Silva	2014-15
Matt Henderson	2016-17
Jared Herron	2018
<b>Alec Sanchez</b>	<b>2019</b>

<b>25</b>	
Eddie Howell	1966
Lance Hitchcock	1967
Roy Mewbourne - Asst. Coach	1970-71
Larry Lee	1973
John Drews	1974
Terry Kennedy	1975-77
Ricky Stuart	1978
John Wolfer	1979-80
Jamey Shoupe	1981-82
Doug Little	1983-86
Michael Stubbs	1989
Joel Desquin - Asst. Coach	1990
Brian Rhees - Asst. Coach	1991-92
Doug Mientkiewicz	1993-95
Jeremiah Klosterman	1996-99

Nick Rogers	2001-02
Raul Rodriguez	2004
Michael Hyde	2005-07
Mike McGee	2008-11
Brett Knief	2013-14
Bret Maxwell	2015
Ronnie Ramirez	2016-18
<b>Chase Sanguinetti</b>	<b>2019</b>

<b>26</b>	
Tom Whittacker	1967
Tom Henson	1969
Bob Smith - Asst. Coach	1970-71
Bill Horne	1973-74
John Nicholas	1975
Jim Miller	1976-78
Ken Smith	1979-80
Mark Lacy	1981-82
Tom Zoeller	1983-86
Mike Rudi	1987-88
Matt Clements	1989
Jon Bolin	1990-91
John Cook	1992
Danny Kanell	1993-94
Zach Diaz	1996-99
Scott Boyd	2000-01
Kevin Lynch	2002-05
Jimmy Marshall	2006-09
Scott Sitz	2010-13
Taylor Folsom	2015
Cole Sands	2016-18
<b>Robby Martin</b>	<b>2019</b>

<b>27</b>	
David Cook	1967
Jeff Hogan	1969
Pat Osburn	1970
Dave Fernald	1971-73
Dave Brown	1974
Danny Owen	1975-76
Kevin Brooks	1978
Don Milner	1979
Jeff Gray	1981-84
Joe Pacetti	1985
Mike Brady	1987-90
Terrell Buckley	1991
Danny Dichter	1993
Steve Nedeau	1994-96
Brian Cox	1997-98
Ryan Barthelemy	1999-02
Daniel Wardell	2003-05
Caleb Graham	2006-07
Elih Villanueva	2008
D'Vontrey Richardson	2009
Stuart Tapley	2010-11
Ryan Valdes	2013
Matt Mulroy	2014
Derek Vail	2015
Rafael Bournigal	2018
<b>McGuire Weaver</b>	<b>2019</b>

<b>28</b>	
John Mason	1967
Mike Easom	1969
Doug Kasimier	1970-71
Rick Colzie	1972
Karl Szymanski	1974
Danny O'Brien	1975
Mike Bretz	1976-79
Terrell Buckley	1990
Dean Vinson	1995
Mike Martin, Jr. - Asst. Coach	1998-07

Tyler Everett	2008-11
Lee Howard	2012-14
Dylan Busby	2015-17
Casey Cribb	2018

<b>29</b>	
Chester Cole	1966
Jeff Hill	1967-69
Mike Leber	1971
Jim Foxwell	1973-75
Dave Cooper	1976
John McKnight	1978
Mike Fuentes	1979-81
Bobby Alexander	1982
Chris Pinder	1984
Eric McNitt	1985
Chris Pollack	1986-87
David Sorokowski	1988-89
Brad Gregory	1990
LaWhit Lizzmore	1991-92
Billy Lawrence	1993
Tim Miller	1994
Bryan Senior	1995
Billy Brown	1996
Mike DiBlasi	1997-00
Richie Smith	2001-02
Eddie Cannon	2003-04
Barrett Browning	2005-06
Rod Delmonico - Asst. Coach	2008
Rafael Lopez	2009-11
Quincy Nieporte	2015-17
<b>Austin Pollock</b>	<b>2018-19</b>

<b>30</b>	
Howard Wood	1967
Herb Sikes	1971-72
Danny O'Brien	1973-74
Bill Daniel	1975
Brad Prior	1976
Don Milner	1978
Rick Soffel	1979
Keith Parenteau	1980
Carl Ferraro	1981-82
Tommy Bryant	1983
Dru Kosco	1984-85
Ed Porcelli	1986-87
Ty Mueller	1989-93
Scott Bentley	1994
Nick Stocks	1997-99
Robby Read	2001-02
Blake Balkcom	2003
Brian Chambers	2004-07
Hunter Scantling	2009-12
Robby Coles	2013
Will Zirzow	2014-18
<b>Antonio Velez</b>	<b>2019</b>

<b>31</b>	
Jim Helm	1967
John Keith	1969
David Marano	1978
Orson Mobley	1982-83
Paul Thomas	1986-87
Barry Johnson	1988-89
Bryan Harris	1990-93
David Yocum	1994-95
Scott Proctor	1996-98
Marshall McDougall	1999-00
Marc LaMacchia	2001-03
Jerrod Brown - Asst. Coach	2005
Luke Tucker	2006-07
Ben Francis	2008

Ruairi O'Connor	2009
Kevin Jackson	2010
Gary Merians	2011
Alec Byrd	2014-17
<b>Conor Grady</b>	<b>2018-19</b>

<b>32</b>	
Bruce Pollock	1967
Dick Gold	1969
Jim Riley	1978-79
Allen Swindle	1980-82
Loren Levy	1984
Al Ashmont	1985-86
Michael Stubbs	1988
Gar Finnold	1989-90
Dave Schumacher	1991
Paul Wilson	1992-94
Chuck Howell	1995-97
Matt Diaz	1998-99
Blair McCaleb	2000-02
Matt DiBlasi	2003-06
Casey Whitmer	2007
Matt Fairel	2008
Sherman Johnson	2009-12
Ladson Montgomery	2013-14
Hayden Kelly	2015-16
Grant Stewart	2017

<b>33</b>	
Ed Harris	1967
Craig Skok	1969
Kevin Rigby	1978
Rick Hatcher	1979-81
Mike McLeod - Asst. Coach	1982-90
Justin Rigney	1992
Charles McQuaig	1993-94
Randy Niles	1995-97
David Kelly	1998
John Halliday	1999-00
Justin Lord	2001
Kyle Patrick	2003
Trent Jarvis	2004-08
Andrew Durden	2010
Connor Nolan	2011
Bryant Holtmann	2012-15
<b>Chase Haney</b>	<b>2016-19</b>

<b>34</b>	Retired for Dick Howser in 1988
Bob Wooley	1966
Darrel Stewart	1967
John Franks	1969
Dick Howser - Head Coach	1979
Keith Craig	1980-81
Tom Snyder	1982
Doug Treadway	1983-84
Paul Thomas	1985

<b>35</b>	
Len Sullivan	1967
Dick Wiggins	1979
Keith Lyttle	1989
Jimmy Lewis	1991
Jim Rushworth	1992
Scooby Morgan	1993-96
Shawn McCorkel	1997-98
Mike Ziegler	2000
Brent Pearson	2001
Brent Marsh	2002
Hunter Jones	2003-05
Brent Marsh	2006
Nicholas Debacker	2007
Ryan Vigue	2008-09
David Trexler	2010-11
Hayden Jordan	2013
Cal Raleigh	2016-18
<b>Carter Smith</b>	<b>2019</b>

<b>36</b>	
Mike Horn	1969
Robby Scott	2010-11
Kenny Burkhead	2013-14
Boomer Biegalski	2015
Dillon Brown	2016-17
<b>Jonathan Foster</b>	<b>2018-19</b>

<b>37</b>	
Jim Helm	1966
Lane Green	1967
Mike Slade	1969
Jeremy Morris	1994-97
Chris Ginn	1998-01
Garrett Robinson - Asst. Coach	2003
Mike Futrell - Asst. Coach	2004
Neil Malpass	2006-07
Wil Breton	2011
Brandon Leibrandt	2012-14
<b>Tim Becker</b>	<b>2019</b>

<b>38</b>	
Craig Brown	1969
Ryan McArdle	2006
Stephen Cardullo	2007-10
Adam Simmons	2011-12
Alex Deise	2015-16
Rhett Aplin	2017-18
<b>Corey Yawn</b>	<b>2019</b>

<b>39</b>	Retired for J.D. Drew in 2017
Jim Gurzynski	1969
Dick Wiggins	1980
Chris Cawthon	1981-82
Tony Blasucci	1983
Jay Drivas	1984
Roy Eppley	1985
Danny Harrell	1986
Mike Skoutelakis	1987
Gary Painter	1989-90
Jeff Tibbitts	1991-92
Derek Reams	1993
Chuck Howell	1994
J.D. Drew	1995-97
John-Ford Griffin	1999-01

<b>40</b>	
Harry Greene	1967
Tom Richards	1969, Coach
Danny Rosen	2007
Peter Miller	2011-14
<b>Jack Anderson</b>	<b>2019</b>

<b>41</b>	
Mike English	1967
Lane Chance	1994
Jon McDonald	1997-00
Jeremy Haynes - Asst. Coach	2015
<b>Clyde Keller - Asst. Coach</b>	<b>2016-18</b>

<b>42</b>	
Dave Langston	1967
Mike Cullen	1980-81
Tom Sailor	1982
Buddy Shaw	1983
Dave Hanselman	1984
Bill Howard	1985
Chip Drobine	1986
Ron Spyer	1987
Phil Dannunzio	1988-89
Sid Cash	1990-91
Lazer Collazo - Asst. Coach	1992
Jay Kearce - Asst. Coach	1993
Tommy Stewart	2002
Udra Griggs	2004
William Jackel	2005
Pete Jenkins - Asst. Coach	2006-07
Brian Hoop - Asst. Coach	2009-10
Jim Voyles	2014-17

<b>43</b>	
Pete Roberts	1967
Brad Long	1979
Jay Keeler	1980-82
Vince Insogna	1983-84
Ed Fulton	1985-87
Brad Gregory	1989
Jeff Tam	1992-93
Chris Tramel	1996
Clint Byrd	1998
Trent Peterson	2001-03
Brian Kelley	2005-06
Casey Smit	2013-14
Timmy Delph	2015
<b>Drew Parrish</b>	<b>2017-19</b>

<b>44</b>	
Ronnie Traylor	1979
Tim Phillips	1980-82
Mike Loynd	1983-86
Bryan Campbell	1987
Bret Davis	1988
Pat Underhill	1989
John Nedeau	1990-93
Mike Bell	1994-95
Robert Tyree	1996
Scott Hudson	1997-99
Mark Culp	2003
Kris Castellanos	2009
Mack Waugh	2011-12
Jameis Winston	2013-14
Mike Bell - Asst. Coach	2017-18

<b>45</b>	
Charlie Beverly	1981
Steve Gelmine	1982-85
Steve Taddeo	1986-87
Matt Clements	1988
Chris Brock	1989-92
George Otero	1998
Drew Stilley	2003
Alex Boston	2004
Josh Spivey	2005-07
Mike Meschke	2009-10

<b>46</b>	
David Smalley	1980-83
Ray Revak	1984-85
Jon McFatter - Asst. Coach	1987
Scott Steinitz	1989-90
Matt Lynch	2000-03
Jack Rye	2005-08
Matt Matulia - Asst. Coach	2011-12
Drew Carlton	2015-17
<b>Gage Hutchinson</b>	<b>2018-19</b>

<b>47</b>	
Ed Howser	1980-81
Loren Levy	1982
Steve Winterling - Asst. Coach	1986-91


<b>49</b>	
Ken Fischer	1979-81
Al Moreya	1983
Shawn Troxel	1987
Frank Martello - Asst. Coach	1988
Scott Edwards	1989-90
Charlie Cruz	1992-94

<b>51</b>	
Steve Butler	1994-95
Reggie Griggs	1997
Glen Simon	2003-05
Scott Thorson	2007
Brandon Johnson	2011-14
<b>Nico Baldor</b>	<b>2019</b>

<b>53</b>	
Jose Brizuela	2012-14
Bryan Bussey	2016-17

<b>63</b>	
<b>Matheu Nelson</b>	<b>2019</b>

Active players in **bold**







# INDIVIDUAL CAREER STATS - HITTING

<i>Player</i>	<i>Season</i>	<i>Avg.</i>	<i>GP</i>	<i>GS</i>	<i>AB</i>	<i>R</i>	<i>H</i>	<i>2B</i>	<i>3B</i>	<i>HR</i>	<i>RBI</i>	<i>TB</i>	<i>SLG %</i>	<i>BB</i>	<i>HP</i>	<i>SO</i>	<i>GDP</i>	<i>SF</i>	<i>SH</i>	<i>SB</i>	<i>SBA</i>
BOYD, Scott	2000-01	.277	56	19	94	21	26	9	1	2	19	43	.457	6	6	27	2	0	0	1	1
BRACEWELL	1948	.000	1	1	2	1	0	0	0	0	0	0	.000	1	--	0	--	--	--	0	--
BRETON, Will	2011	.111	17	0	9	2	1	0	0	0	1	1	.111	1	2	4	1	0	0	0	0
BRINGGER, Harry	1951	.000	4	4	11	0	0	0	0	0	0	0	.000	--	--	--	--	--	--	--	--
BRISTOL, Jack	1956-58	.232	27	3	56	11	13	1	0	0	5	14	.250	2	--	15	--	--	--	0	0
BRIZUELA, Jose	2012-14	.290	187	186	655	120	190	40	7	9	120	271	.414	82	24	122	11	11	11	27	35
BROCK, Chris	1989-92	.282	276	68	670	101	189	36	7	3	105	248	.370	76	6	101	--	10	9	31	48
BROOKS, Marty	1966	.143	7	--	14	0	2	1	0	0	0	3	.214	0	--	5	--	--	--	0	--
BROWN, Billy	1996	.247	39	19	77	19	19	8	0	0	14	27	.351	26	1	0	0	0	1	2	2
BROWN, Craig	1969	.000	--	--	2	1	0	0	0	0	0	0	.000	1	--	0	--	--	--	0	--
BROWN, Dave	1973	.000	4	--	1	0	0	0	0	0	0	0	.000	0	0	1	--	0	0	0	0
BROWN, Forrest	1954	.125	--	--	8	3	1	0	0	0	1	1	.125	--	--	--	--	--	--	--	--
BROWN, Jerrrod	2002-03	.307	132	125	459	119	141	22	1	11	113	198	.431	70	28	59	14	8	4	3	9
BROWN, Lamar	1948-50, 53	.319	39	35	210	37	67	0	6	4	33	91	.433	20	1	24	--	0	--	37	0
BROWN, Randy	1965-66	.289	91	--	287	83	83	6	2	13	82	132	.460	84	--	29	--	--	--	42	0
BRUNELLE, Parker	2008-11	.226	166	68	296	58	67	13	4	5	56	103	.348	47	10	54	6	8	6	1	3
BRYAN, Zech	2004	.342	66	65	260	68	89	13	0	8	46	126	.485	26	10	34	1	8	2	9	14
BUCKLEY, Terrell	1990-91	.154	21	--	13	4	2	1	0	0	0	3	.231	1	0	3	--	0	0	1	2
BUCKLEY, Tye	2011	.000	2	0	0	2	0	0	0	0	0	0	--	0	0	0	0	0	0	0	0
BULLOCK, Wallace	1951	.000	1	0	2	0	0	0	0	0	0	0	.000	--	--	--	--	--	--	--	--
BUNKER, Bill	1957	.000	1	--	1	0	0	0	0	0	0	0	.000	0	--	0	--	--	--	0	--
BURKHEAD, Kenny	2014	.000	10	2	0	0	0	0	0	0	0	0	--	0	0	0	0	0	0	0	0
BURT, Royce	1949	.250	--	--	12	2	3	0	0	0	2	3	.250	2	0	2	--	0	--	0	--
BUSBY, Dylan	2015-17	.297	188	181	694	141	206	52	7	38	165	386	.556	69	29	201	17	9	5	33	39
BUSBY, Jim	1974-75	.285	120	--	449	86	128	19	7	14	66	203	.452	49	2	23	--	4	3	31	39
BUSBY, Thad	1995	.000	2	0	1	0	0	0	0	0	0	0	.000	0	1	1	0	0	0	0	0
BUSS, Dave	1959	.154	16	--	26	4	4	0	0	0	2	4	.154	4	--	2	--	--	--	1	--
BUSSEY, Bryan	2016-17	.205	47	2	39	6	8	3	0	0	7	11	.234	3	4	6	1	2	0	0	0
BUTLER, Steve	1994-95	.135	59	5	37	5	5	2	0	0	3	7	.189	7	0	16	0	0	0	0	0
BUTTERY, Mike	1994	.250	51	22	96	23	24	10	2	2	16	44	.458	10	4	14	--	0	0	3	4
BYRD, Alec	2014-17	.000	2	0	0	0	0	0	0	0	0	0	--	0	1	0	0	0	0	0	0
BYRD, Clint	1998	.250	11	0	4	0	1	0	0	0	1	1	.250	0	2	2	0	0	0	0	0
CALANDRA, Vince	1984-85	.305	137	--	380	84	116	11	1	20	102	189	.497	95	9	67	--	10	6	9	18
CALHOUN, Howard	1948	.200	9	7	20	5	4	0	0	0	0	4	.200	8	--	5	--	--	--	0	--
CAMPBELL, Billy	1952-55	.328	36	--	293	73	96	1	6	2	44	115	.392	13	--	2	--	--	1	4	0
CAMPOSANO, Ed	1968	.000	1	--	1	0	0	0	0	0	0	0	.000	0	--	1	--	--	--	0	--
CANTY, Bob	1966-68	.286	48	--	199	40	57	4	1	0	20	63	.317	37	--	24	--	--	--	10	0
CARDULLO, Stephen	2007-10	.333	183	140	568	164	189	40	4	25	126	312	.549	104	12	106	13	11	9	43	49
CAREY, Brooks	1975-76	.200	29	--	15	3	3	1	0	0	2	4	.267	1	1	0	--	0	0	0	0
CARLTON, Drew	2015-17	.000	1	0	1	0	0	0	0	0	0	0	.000	0	0	0	0	0	0	0	0
CARROLL, Bob	1972-73	.000	32	--	3	6	0	0	0	0	0	0	.000	0	0	0	--	0	0	2	0
CASEY, Doug	1978-79	.373	52	--	102	30	38	7	0	1	17	48	.471	28	0	7	--	1	1	0	0
CASH, Buddy	1958	.000	7	--	15	0	0	0	0	0	1	0	.000	1	--	3	--	--	--	1	--
CASH, Kevin	1997-99	.299	178	148	552	121	165	32	4	27	124	286	.518	91	13	161	20	8	1	8	13
CASH, Ron	1970-71	.342	50	--	380	90	130	8	12	7	76	193	.508	75	--	29	--	--	--	5	0
CASH, Sid	1990-91	.375	23	--	16	4	6	2	0	0	1	8	.500	2	0	1	--	0	0	0	0
CAVANAUGH, Kyle	2017-18	.305	43	8	59	12	18	1	0	2	12	25	.424	9	3	20	4	0	0	0	0
CAWTHORN, Chris	1981-82	.309	136	--	444	120	137	25	3	36	142	276	.622	79	4	72	--	6	1	22	25
CHALHUB, Leon	1964	.238	16	--	21	7	5	0	0	0	3	5	.238	4	--	6	--	--	--	1	--
CHAPMAN, Gibbs	2004-05	.299	132	123	461	94	138	28	6	13	106	217	.471	74	15	102	4	9	9	32	36
CHAPPELL, Dave	1974	.400	7	--	5	0	2	0	0	0	1	2	.400	1	1	2	--	0	0	0	0
CHAUDRON, Ralph	1948	.000	2	1	7	0	0	0	0	0	1	0	.000	0	--	0	--	--	--	0	--
CHAVEZ, Chris	1996, 98	.000	20	3	2	1	0	0	0	0	0	0	.000	2	0	0	0	0	0	0	0
CHEEK, Benny	1951-52	.667	4	0	3	0	2	0	0	0	0	2	.667	2	--	0	--	--	0	0	0
CHEESMAN, Aaron	2002-05	.308	220	178	640	114	197	37	3	4	123	252	.394	106	31	90	15	13	22	9	15
CHMIELEWSKI, Gerry	1963-65	.244	69	--	213	27	52	8	2	2	26	70	.329	14	--	41	--	--	--	5	0
CLAYBORNE, Greg	1986-88	.250	169	--	364	61	91	14	0	8	53	129	.354	31	2	88	--	4	12	14	21
CLEM, Bob	1959-60	.421	44	--	183	54	77	13	7	3	38	113	.617	27	--	28	--	--	--	20	--
CLEMENTS, Matt	1988-89	.182	28	--	22	3	4	2	0	0	2	9	.409	4	1	3	--	0	0	0	0
CLEVELAND, Al	1969-70	.250	--	--	8	3	2	0	0	0	2	2	.250	2	--	2	--	--	--	0	--
CLEVELAND, Charles	2005-06	.236	50	14	72	13	17	5	1	0	14	24	.333	13	2	26	3	0	0	2	2
COARSEY, John	1949	.250	--	--	12	3	3	0	0	0	0	3	.250	3	0	3	--	0	--	0	--
COCKS, Larry	1969-71	.267	44	--	341	63	91	13	3	2	46	116	.340	37	--	34	--	--	--	20	--
COHEN, Hal	1982	.332	61	--	202	72	67	12	1	8	47	105	.520	42	4	31	--	3	0	27	30



# INDIVIDUAL CAREER STATS - HITTING

Player	Season	Avg.	GP	GS	AB	R	H	2B	3B	HR	RBI	TB	SLG %	BB	HP	SO	GDP	SF	SH	SB	SBA
COLE, Chester	1966	.667	2	--	3	0	2	0	0	0	1	2	.667	0	--	0	--	--	--	0	--
COLE, Chris	2001	.211	39	21	71	15	15	2	0	3	11	26	.366	19	2	19	2	3	0	0	1
COLLINS, Calvin	1949	.208			77	16	16	1	0	0	9	17	.221	6	2	9		0		4	
COLZIE, James	1994	.000	6	0	3	1	0	0	0	0	2	0	.000	0	1	1	--	0	0	0	0
COLZIE, Rick	1972-73	.313	74		201	42	63	54	4	2	28	131	.652	30	3	28		0	1	20	24
COMPTON, Mike	2014-16	.500	17	15	2	0	1	1	0	0	1	2	1.000	0	0	1	0	0	0	0	0
CONE, Chuck	1966-68	.220	40	--	250	44	55	10	4	1	24	76	.304	38	--	25	--	--	--	10	--
CONE, Skip	1972	.211	18	--	19	1	4	0	0	0	2	4	.211	4	--	5	--	--	--	0	--
CONRAD, Harold	1948	.273	4	4	11	2	3	0	0	0	0	3	.273	3	--	2	--	--	--	5	--
COOK, Dave	1967-68	.140	13	--	57	7	8	0	0	1	8	11	.193	5	--	25	--	--	--	3	--
COOK, John	1992	.363	41	15	91	15	33	6	0	2	14	45	.495	7	1	25	--	1	1	0	0
COOK, Tom	1968	.384	41	--	138	33	53	5	4	9	47	93	.674	23	--	25	--	--	--	1	--
COOPER, David	1976-77	.269	43	--	67	13	18	2	3	1	11	29	.433	10	0	9	--	1	1	8	9
COPPS, Mike	1957-58	.309	40	--	123	24	38	5	3	3	32	58	.472	17	--	9	--	--	--	3	--
CORSO, Lee	1954, 56-57	.297	54	30	212	49	63	7	4	0	53	78	.368	43	1	11	--	--	--	28	--
COUCH, Jerry	1957-58	.435	21	--	23	10	10	0	1	1	9	15	.652	10	--	2	--	--	--	0	--
COULTER, Mark	1976-77	.280	89	--	214	47	60	11	1	15	59	118	.551	51	5	42	--	2	0	3	6
COX, Brian	1997-98	.354	123	109	410	118	145	33	1	20	101	240	.585	59	5	63	10	4	2	40	45
COX, Sam	1948-49	.279	4	4	86	18	24	5	2	1	18	36	.419	15	1	6	--	0	--	2	--
CRAIG, Keith	1981	.000	3	--	0	0	0	0	0	0	0	0	--	0	0	0	--	0	0	0	0
CREELY, Ken	1964-65	.188	16	--	16	4	3	0	0	0	0	3	.188	1	--	8	--	--	--	0	--
CRIBB, Buddy	1988-90	.299	176	--	432	94	129	19	2	25	102	226	.523	108	6	95	--	7	1	9	19
CRUZ, Charlie	1992, 94-95	.000	51	12	3	0	0	0	0	1	0	0	.000	0	0	1	0	0	0	0	0
CUESTA, John	1953	.319	23	--	91	12	29	5	23	0	--	80	.879	--	--	--	--	--	--	--	--
CULLEN, Mike	1980-81	.270	66	--	126	37	34	7	2	3	22	54	.429	23	8	23	--	2	1	5	7
CURRY, Ben	1975-77	.304	99	--	247	41	75	7	2	9	47	113	.457	41	2	35	--	4	4	2	2
DAHLEN, Dave	1963-64	.198	36	--	106	13	21	1	2	1	10	29	.274	5	--	17	--	--	--	2	--
DANESH, Ohmed	2007-10	.278	215	103	428	89	119	31	4	12	94	194	.453	75	4	120	9	5	2	16	22
DANIEL, Bill	1974-75	.262	77	--	183	46	48	5	3	10	45	89	.486	46	3	13	--	1	1	4	5
DANIEL, Jim	1960-61	.190	16	--	42	7	8	1	0	0	5	9	.214	1	--	9	--	--	--	2	--
DANNUNZIO, Phil	1989	.333	13	--	12	1	4	0	0	0	1	4	.333	0	0	1	--	1	0	0	0
DAUGHTRY, Tyler	2017	.209	32	24	86	19	18	6	0	1	13	27	.314	29	2	23	2	2	0	3	3
DAVIDSON, Daniel	2002	1.000	1	0	1	1	1	0	0	0	1	1	1.000	0	0	0	0	0	10	0	0
DAVIDSON, Randy	1974-75	.331	122	--	462	93	153	16	3	0	49	175	.379	57	2	10	--	3	1	64	73
DAVIS, Frank	1959-62	.178	49	--	90	12	16	1	0	0	9	17	.189	12	--	26	--	--	--	1	--
DAVIS, Marcus	2013	.301	64	63	239	56	72	20	0	9	62	119	.498	29	6	34	5	6	1	6	8
DAVIS, Tim	1992	.000	26	0	3	1	0	0	0	0	0	0	.000	0	0	1	--	0	0	0	0
DAVIS, Tom	1964	.000	2	--	2	0	0	0	0	0	0	0	.000	1	--	1	--	--	--	0	--
DE LA CALLE, Danny	2014-15	.239	121	119	381	64	91	12	2	8	64	131	.344	28	11	102	10	8	10	3	4
DEDDENS, Eric	1983-84	.262	99	--	183	39	48	9	0	4	33	69	.377	37	2	50	--	5	0	5	7
DELMONICO, Tony	2008	.374	66	66	254	69	95	19	2	8	69	142	.559	34	9	43	3	6	1	14	18
DeLOACH, Don	1978-81	.330	221	--	819	197	270	57	6	14	143	381	.465	96	8	88	--	9	3	35	45
DELPH, Josh	2012-15	.276	222	186	652	128	180	43	1	2	86	231	.354	120	26	129	12	7	14	15	22
DeLUZIO, Ben	2014-16	.252	174	167	539	101	136	26	7	4	76	188	.349	73	17	128	12	10	10	45	53
DENNIS, Greg	1984	.276	68	--	181	32	50	11	1	2	31	69	.381	34	3	11	--	1	7	4	8
DERR, Nick	2017-18	.218	100	70	257	61	56	10	1	7	41	89	.346	50	19	84	3	6	2	6	7
DIAZ, Danny	2004-06	.205	109	57	210	30	43	11	1	2	35	62	.295	23	9	75	1	2	10	2	3
DIAZ, Matt	1998-99	.384	142	142	570	147	219	41	5	43	178	399	.700	40	22	119	13	7	3	21	28
DIAZ, Zach	1997-99	.000	71	2	3	0	0	0	0	0	0	0	.000	0	0	2	0	0	0	0	0
DiBLASI, Matt	2003, 06	.500	2	0	2	0	1	0	0	0	1	1	.500	0	0	0	0	0	0	0	0
DiBLASI, Mike	1999-2000	.000	28	0	1	0	0	0	0	0	0	0	.000	1	0	0	0	0	0	0	0
DIRKS, Paul	1962-64	.242	21	--	33	4	8	0	1	1	8	13	.394	3	--	6	--	--	--	1	--
DONNAWAY, Jerry	1958	.143	11	--	7	2	1	0	0	0	1	1	.143	1	--	2	--	--	--	0	--
DORIA, Ken	1971-72	.296	111	--	355	62	105	18	2	7	67	148	.417	61	--	42	--	--	--	12	--
DOWELL, Danny	1981-83	.300	169	--	437	76	131	27	5	7	84	189	.432	61	9	70	--	3	1	8	12
DREW, J.D.	1995-97	.391	200	192	683	254	267	39	13	69	257	539	.789	175	23	95	9	11	4	53	68
DREW, Stephen	2002-04	.354	168	167	694	215	246	47	19	44	169	463	.667	112	11	96	2	5	16	58	65
DREWS, John	1974	.200	30	--	70	6	14	2	0	0	5	16	.229	11	1	15	--	1	0	1	1
DROHAN, Roger	1949	.211		--	19	5	4	0	0	0	1	4	.211	3	0	3	--	1	--	0	--
DUCHAK, Dean	1965, 1967	.180	21	--	50	5	9	0	0	1	3	12	.240	10	--	10	--	--	--	1	--
DULL, Jack	1959-61	.336	71	--	277	71	93	12	3	14	75	153	.552	44	--	37	--	--	--	14	--
DUNBAR, Marc	1990-92	.232	77	12	99	22	23	6	2	1	12	36	.364	14	3	18	--	2	1	8	14
DYER, Hal	1957	.000	3	--	3	0	0	0	0	0	0	0	.000	1	--	1	--	--	--	0	--
EASOM, Mike	1967-69	.305	41	--	440	78	134	20	11	17	83	227	.516	59	--	65	--	--	--	9	--

# INDIVIDUAL CAREER STATS - HITTING

Player	Season	Avg.	GP	GS	AB	R	H	2B	3B	HR	RBI	TB	SLG %	BB	HP	SO	GDP	SF	SH	SB	SBA
EASTERLING, Taiwan	2010-11	.268	78	36	138	29	37	5	0	1	21	45	.326	9	5	32	1	2	3	7	--
ECHOLS	1961	.000	5	--	2	0	0	0	0	0	0	0	.000	0	--	2	--	--	--	0	--
EDWARDS, Scott	1989	.000	1	--	0	1	0	0	0	0	0	0	--	0	0	0	--	0	0	0	0
EGERTSON, Jon	1987	.200	7	--	5	1	1	1	0	0	3	2	.400	0	0	0	--	1	0	0	0
EIGL, Rudy	1957	.333	7	--	3	2	1	0	0	0	0	1	.333	0	--	0	--	--	--	0	--
EISSEY, Mike		.252	62	--	119	18	30	12	0	11	42	42	.353	26	2	21	--	0	1	4	11
ELLIOTT, Gary	1961-62	.274	31	--	73	14	20	0	1	7	23	23	.315	10	--	11	--	--	--	10	--
EMERICK, Jack	1979-80	.289	75	--	246	56	71	20	2	6	45	113	.459	27	4	25	--	4	0	9	10
ENGLISH, Mike	1967-69	.288	7	--	160	17	46	7	1	2	24	61	.381	20	--	28	--	--	--	0	--
EPPLEY, Roy	1985	.238	20	--	21	6	5	1	0	2	10	12	.571	4	0	9	--	0	0	0	0
ERICKSON, Don	1987-88	.284	142	--	532	113	151	20	4	13	92	217	.408	70	13	86	--	8	5	33	48
EVERETT, Tyler	2008-09, 2011	.333	5	0	3	1	1	1	0	0	1	2	.667	1	0	2	0	1	0	0	0
FAIREL, Matt	2008	.000	2	0	2	0	0	0	0	0	0	0	.000	0	0	0	1	0	0	0	0
FANN, Sam	1949-50	.000	2	2	38	5	0	0	0	0	2	0	.000	5	0	0	--	1	--	3	--
FARMER, Terry	1973	.286	18	--	35	3	10	10	0	0	0	20	.571	1	1	7	--	1	2	1	1
FAUROT, Adam	1995-96	.331	113	97	378	103	125	19	5	6	78	172	.455	67	12	35	10	6	8	22	28
FAZZINI, Frank	1983-85	.369	234	--	884	261	326	52	8	79	270	631	.714	152	7	169	--	13	1	44	59
FELDER, Kenny	1990-92	.268	148	24	429	101	115	26	2	21	99	208	.485	80	21	138	--	1	0	11	22
FERGUSON, John	1969-70	.333	--	--	12	3	4	0	1	1	4	9	.750	1	--	3	--	--	--	0	--
FERGUSON, George	1961-62	.267	43	--	131	19	35	1	0	2	20	42	.321	19	--	35	--	--	--	4	--
FERNALD, Dave	1971-73	.286	39	--	70	12	20	6	1	3	11	37	.529	9	0	29	--	0	0	0	0
FERNANDEZ, Dick	1965-66	.303	95	--	383	85	116	18	9	10	82	182	.475	37	--	37	--	--	--	13	--
FERNANDEZ, Joe	1953	.196	17	--	51	7	10	1	1	0	--	13	.255	--	--	--	--	--	--	--	--
FERRAR, Robert	1962-63	.000	10	--	3	0	0	0	0	0	0	0	.000	0	--	1	--	--	--	0	--
FIGUEREDO, Rick	1980-83	.327	264	--	884	193	289	52	4	29	188	436	.493	134	4	70	--	12	9	20	27
FIGUEROA, Bien	1985-86	.378	153	--	619	175	234	49	6	6	136	312	.504	91	1	60	--	9	5	25	34
FLAKE, Robin	1970-71	.190	10	--	21	2	4	0	0	0	5	4	.190	3	--	6	--	--	--	0	--
<b>FLOWERS, J.C.</b>	<b>2017-18</b>	<b>.229</b>	<b>104</b>	<b>102</b>	<b>323</b>	<b>70</b>	<b>74</b>	<b>10</b>	<b>2</b>	<b>2</b>	<b>46</b>	<b>94</b>	<b>.291</b>	<b>52</b>	<b>21</b>	<b>86</b>	<b>9</b>	<b>4</b>	<b>13</b>	<b>9</b>	<b>10</b>
FLOYD, Victor	1987	.306	27	--	36	15	11	5	2	1	7	23	.639	8	0	11	--	1	0	8	8
FORD-GRIFFIN, John	1999-01	.427	190	165	684	193	292	78	3	31	168	469	.686	108	10	83	14	8	0	13	18
<b>FOSTER, Jonathan</b>	<b>2018</b>	<b>.214</b>	<b>21</b>	<b>6</b>	<b>28</b>	<b>4</b>	<b>6</b>	<b>2</b>	<b>0</b>	<b>2</b>	<b>7</b>	<b>14</b>	<b>.500</b>	<b>5</b>	<b>1</b>	<b>8</b>	<b>0</b>	<b>0</b>	<b>1</b>	<b>0</b>	<b>0</b>
FOXWELL, Jim	1972-75	.297	143	--	441	78	131	53	3	14	71	232	.526	62	6	31	--	6	4	4	3
FRAGA, Pedro	1968	.000	3	--	3	0	0	0	0	0	1	0	.000	0	--	0	--	--	--	0	--
FRANCIS, Nick	2005	.250	23	9	40	12	10	1	0	0	3	11	.275	5	3	15	0	0	0	0	0
FRANK, Ed	1972	.333	20	--	3	0	1	0	0	0	0	1	.333	0	--	1	--	--	--	0	--
FRASER, Ron	1954, 1956	.000	4	2	3	0	0	0	0	0	0	0	.000	--	--	--	--	--	--	--	--
FREEMAN, Mike	1986	.000	3	--	3	0	0	0	0	0	1	0	.000	0	--	2	--	0	0	0	0
FRENCH, Doug	1960-62	.348	40	--	46	14	16	2	0	0	7	18	.391	9	--	5	--	--	--	12	--
FREY, Skylar	2018	.182	29	4	22	5	4	1	0	0	3	5	.227	9	0	6	1	0	1	2	3
FUENTES, Mike	1978-81	.374	208	--	752	244	281	36	6	64	234	521	.693	145	6	126	--	15	1	54	63
FULLER, Bill	1970-73	.215	55	--	93	15	20	9	0	0	7	29	.312	15	0	28	--	0	2	0	0
FULTON, Ed	1985-87	.310	200	--	629	178	195	28	2	45	190	360	.572	160	6	94	--	7	3	16	22
FUTRELL, Michael	1999-2002	.316	260	200	775	160	245	49	4	21	146	365	.471	95	19	171	15	19	10	21	34
GAGNON, John	1979	.227	27	--	44	11	10	2	1	0	6	14	.318	12	1	11	--	1	0	2	2
GAILLEY, Randy	1971-73	.290	67	--	138	21	40	7	1	5	29	64	.464	20	0	17	--	0	0	2	0
GARCIA, Tommy	1955-58	.372	26	5	78	15	29	2	1	3	16	42	.538	2	--	6	--	--	1	1	--
GARRETT, Lin	1967-68	.262	14	--	42	9	11	3	0	1	4	17	.405	5	--	8	--	--	--	0	--
GARRISON, Dave	1984	.275	48	--	109	33	30	6	1	3	18	47	.431	18	1	20	--	3	0	2	5
GAST, John	2009	.000	1	0	1	0	0	0	0	0	0	0	.000	0	0	0	0	0	0	0	0
GAY, Ed	1948	.000	1	0	1	0	0	0	0	0	0	0	.000	0	--	0	--	--	--	0	--
GENTRY, Alan	1983-84	.257	87	--	144	24	37	5	0	0	30	42	.292	37	1	20	--	2	2	9	16
GIARDINO, Wayne	1965	.286	9	--	28	5	8	0	0	1	6	11	.393	1	--	2	--	--	--	0	--
GILBERT, Mark	1978	.322	62	--	214	73	69	9	1	1	32	83	.388	62	5	34	--	0	5	48	54
GILDEA, Mark	2006-07	.324	103	52	219	53	71	14	2	4	43	101	.461	39	10	63	4	4	3	14	20
GILLILAND, Brian	1989-90	.303	129	--	347	90	105	19	1	1	60	129	.372	83	2	45	--	3	8	20	29
GILMARTIN, Sean	2009-11	.354	61	12	79	18	28	8	1	0	17	38	.481	10	2	26	2	2	0	0	0
GIORDANO, Marc	1987-88	.329	86	--	216	35	71	17	1	13	57	128	.593	57	4	56	--	2	0	7	13
GIVENS, Bert	2012	.000	2	0	1	0	0	0	0	0	0	0	.000	0	0	1	0	0	0	0	0
GIVENS, John	1976	.000	15	--	8	1	0	0	0	0	0	0	.000	0	1	1	--	0	0	0	0
GIVENS, Mike	1974	.158	28	--	19	11	3	0	0	0	2	3	.158	10	0	3	--	1	0	4	5
GIVENS, Steve	1982-83	.300	111	--	180	38	54	8	1	4	45	76	.422	54	1	19	--	2	1	7	7
GOLD, Dick	1967-69	.295	38	--	511	98	151	20	12	6	83	213	.417	61	--	85	--	--	--	14	--
GONZALEZ, Devin	2007	.133	14	0	15	3	2	0	0	0	3	2	.133	2	0	2	0	1	0	0	0
GONZALEZ, Justin	2010-14	.260	233	207	750	164	195	44	6	24	147	323	.431	131	39	252	9	9	6	26	32

# INDIVIDUAL CAREER STATS - HITTING

Player	Season	Avg.	GP	GS	AB	R	H	2B	3B	HR	RBI	TB	SLG %	BB	HP	SO	GDP	SF	SH	SB	SBA
GOULD, JJ	2013	.143	15	0	7	3	1	0	0	0	1	1	.143	0	2	3	0	0	0	0	0
GRAGANELLA, Nick	2014-15	.182	116	7	88	30	16	3	0	0	9	19	.216	16	2	40	0	1	1	1	2
GREEN, Lane	1967	.000	--	--	4	0	0	0	0	0	0	0	.000	0	--	2	--	--	--	0	--
GREENE, Harry	1967	.205	--	--	39	5	8	0	0	0	4	8	.205	8	--	9	--	--	--	6	--
GREGORY, Brad	1989-90	.000	51	--	2	0	0	0	0	0	0	0	.000	1	0	2	--	0	0	0	0
GRESHAM, Glenn	1948-51	.286	45	38	231	39	66	9	6	2	40	93	.403	4	0	5	--	1	12	--	--
GRIFFIN, Dan	1982-83	.262	70	--	145	34	38	7	0	7	24	66	.455	19	4	20	--	1	2	6	7
GRIFFIN, Joe	1975-76	.276	21	--	29	6	8	1	0	2	6	15	.517	4	2	11	--	0	0	0	0
GRIFOL, Pedro	1989-91	.296	206	--	747	142	221	57	2	27	163	363	.486	84	7	108	--	10	10	18	32
GRIGGS, Reggie	1997	.254	33	11	59	11	15	2	0	3	11	26	.441	11	1	18	4	0	0	0	1
GRIMES, Dave	1970-71	.264	40	--	129	22	34	5	2	4	16	55	.426	14	--	20	--	--	--	3	--
GROMEK, Carl	1969-70	.050	--	--	20	0	1	0	0	0	1	1	.050	0	--	2	--	--	--	0	--
GROMEK, Greg	1969-71	.299	53	--	395	60	118	16	3	6	67	158	.400	47	--	34	--	--	--	14	--
GROVES, Brett	1998-2001	.281	238	237	834	181	234	56	7	6	133	325	.390	131	34	162	31	7	14	87	108
GRUBB, John	1970	.303	--	--	231	52	70	5	3	3	35	90	.390	30	--	25	--	--	--	14	--
GUEMPLE, Randy	1972-73	.000	35	--	3	0	0	0	0	0	0	0	.000	0	0	3	--	0	0	0	0
GUINN, Dennis	2005-08	.317	189	171	660	146	209	49	6	36	183	378	.573	83	18	91	20	14	6	6	9
GURZYNSKI, Jim	1968-69	.226	23	--	212	39	48	8	0	12	42	92	.434	44	--	66	--	--	--	3	--
HALLBERG, Mark	2007	.360	62	62	250	68	90	14	3	3	56	119	.476	41	1	20	11	3	14	11	13
HALLIDAY, John	1999-2000	.270	96	77	293	55	79	18	0	14	69	139	.474	50	6	69	5	4	0	2	3
HAMMOND, Bill	1965	.238	12	--	21	1	5	1	1	0	5	8	.381	1	--	3	--	--	--	0	--
HANEY, Mike	1964	.286	9	--	7	2	2	0	0	0	0	2	.286	0	--	4	--	--	--	1	--
HARBAUGH, Don	1970-71	.250	8	--	12	1	3	0	0	0	1	3	.250	1	--	3	--	--	--	0	--
HARDY, Jeff	1976	.291	51	--	165	54	48	8	1	10	40	88	.533	41	0	31	--	1	6	21	27
HARRIS, Bryan	1993	.000	21	0	1	0	0	0	0	0	0	0	.000	0	0	0	--	0	0	0	0
HARRIS, Dee	1976-77	.167	8	--	6	1	1	0	1	0	2	3	.500	2	0	0	--	0	0	5	6
HARRISON, Dean	1988-90	.280	140	--	264	47	74	9	2	6	45	102	.386	60	2	59	--	3	3	10	15
HART, Chris	1999-2003	.271	195	116	409	84	111	23	2	7	72	159	.389	84	15	75	14	3	7	7	12
HARTMAN, Bob	1951	.000	3	3	9	1	0	0	0	0	1	0	.000	--	--	--	--	--	--	--	--
HAWKINS, Chuck	1962, 65-66	.154	25	--	52	9	8	3	0	1	7	14	.269	6	--	13	--	--	--	0	--
HAYNES, Marvin	1952	.000	2	--	3	0	0	0	0	0	0	0	.000	0	--	2	--	--	0	0	--
HEATH, Eric	1998	.133	17	0	15	2	2	0	0	0	3	2	.133	2	0	4	0	1	0	0	1
HEATH, Ken	1984	.250	9	--	8	1	2	0	0	0	1	2	.250	0	0	3	--	0	0	0	1
HEHEMANN, George	1953-56	.136	15	0	22	5	3	0	0	0	0	3	.136	--	--	--	--	--	--	--	--
HELM, Jim	1966-68	.182	8	--	22	3	4	1	0	0	3	5	.227	0	--	6	--	--	--	0	--
HENDERSON, Matt	2016-17	.256	128	121	344	79	88	13	1	0	36	103	.299	89	24	72	8	6	18	12	15
HENDERSON, Terry	1997-98	.321	113	64	234	67	75	15	5	10	66	130	.556	44	15	53	9	6	2	6	--
HENDRIX, Carlee	1954-57	.266	53	29	338	86	90	3	5	6	57	121	.358	21	1	36	--	1	1	26	--
HENDRY, Clint	1993-94	.268	112	31	380	100	102	6	5	7	66	139	.366	21	1	52	--	2	1	28	3
HENRY, Bryan	2005-06	.239	49	33	117	14	28	11	0	1	25	42	.359	10	4	28	2	2	2	3	4
HENSON, Tom	1969-70	.261	--	--	23	2	6	1	0	0	4	7	.304	2	--	5	--	--	--	0	--
HEROLD, Spike	1951	.200	9	8	25	10	5	0	0	0	1	5	.200	--	--	--	--	--	--	--	--
HERRING, Ron	1973	.158	20	--	19	1	3	3	0	0	0	6	.316	1	1	3	--	0	3	0	0
HERRON, Jared	2018	.297	27	6	37	8	11	3	0	1	6	17	.459	4	1	9	1	0	0	0	0
HICKS, Joe	1976-77	.366	90	--	273	72	100	10	8	16	79	174	.637	47	2	39	--	3	0	1	2
HIGGINBOTHAM, Wally	1953	.211	11	--	19	1	4	0	1	1	9	9	.474	--	--	--	--	--	--	--	--
HIGGINBOTHAM, Windle	1974-75	.270	114	--	363	54	98	14	3	7	55	139	.383	62	2	20	--	2	7	6	8
HILL, Jeff	1967-69	.310	6	--	29	10	9	0	1	0	3	11	.379	5	--	6	--	--	--	0	--
HITCHCOCK, Lance	1967-68	.204	5	--	98	16	20	5	2	1	17	32	.327	22	--	25	--	--	--	2	--
HODGES, Daniel	2003	.000	2	0	3	0	0	0	0	0	0	0	.000	0	0	2	0	0	0	0	0
HODGES, Randy	1992-95	.301	257	208	775	146	233	36	12	11	136	326	.421	70	13	148	3	8	22	52	79
HOGAN, Jeff	1967-69	.286	37	--	395	57	113	11	9	2	53	148	.375	20	--	38	--	--	--	12	--
HOHNE, Jerry	1959-60	.280	57	--	410	60	115	11	10	2	56	152	.371	20	--	45	--	--	--	12	--
HOLLAND, John	2012	.243	41	16	74	17	18	8	0	0	10	26	.351	12	4	19	1	0	0	1	1
HOLT, Tyler	2008-10	.359	199	199	746	257	268	59	7	21	117	404	.542	177	20	141	14	13	12	79	96
HOLTMANN, Bryant	2014-15	.000	15	6	1	0	0	0	0	0	0	0	.000	0	0	1	0	0	0	0	0
HOLTON, Tyler	2016-18	.233	41	19	73	15	17	2	0	4	16	31	.425	8	4	25	0	1	0	0	0
HOPKINS, Maury	1965-66	.254	83	--	307	69	78	20	2	14	63	144	.469	44	--	57	--	--	--	10	--
HORNE, Bill	1973	.321	17	--	28	4	9	9	0	0	4	18	.643	1	0	8	--	2	0	0	0
HOWARD, Lee	2012-14	.040	31	0	25	0	1	0	0	0	2	1	.040	2	0	11	2	0	0	0	0
HOWELL, Bill	1962	.667	4	--	3	1	2	1	0	0	2	3	1.000	0	--	0	--	--	--	0	--
HOWELL, Chuck	1995, 97	.667	29	6	3	2	2	1	0	0	0	3	1.000	0	0	1	0	0	0	0	0
HOWELL, Eddie	1965-66	.206	15	--	34	5	7	2	1	0	4	11	.324	7	--	14	--	--	--	0	--
HOWELL, Martin	1963-64	.200	27	--	40	7	8	4	0	0	4	12	.300	10	--	14	--	--	--	1	--

# INDIVIDUAL CAREER STATS - HITTING

Player	Season	Avg.	GP	GS	AB	R	H	2B	3B	HR	RBI	TB	SLG %	BB	HP	SO	GDP	SF	SH	SB	SBA	
HOWELL, Wayne	1948	.222	4	3	9	0	2	0	0	0	1	2	.222	0	--	0	--	--	--	0	--	
HOWSER, Dick	1956-58	.359	80	27	290	95	104	10	11	8	76	160	.552	46	--	12	--	--	1	33	--	
HOWSER, Ed	1980-81	.320	42	--	50	10	16	2	3	0	14	24	.480	9	1	9	--	0	0	0	0	
HUDSON, Bob	1953-55	.269	21	--	253	63	68	6	9	4	29	104	.411	--	--	--	--	--	--	--	--	
HUFF, Bruce	1976-79	.289	179	--	426	103	123	11	1	0	43	136	.319	104	5	53	--	2	8	28	62	
HUFF, Gary	1971-72	.297	45	--	101	17	30	1	2	2	12	41	.406	9	--	14	--	--	--	5	--	
HUFF, Ken	1978-81	.254	110	--	142	62	36	8	3	4	27	62	.437	40	4	34	--	5	1	12	13	
HUGUET, J.C.	1999	.143	21	0	14	2	2	0	0	0	2	2	.143	4	0	5	1	0	0	0	0	
HUNT, Monroe	1964	.200	5	--	5	1	1	0	0	1	2	4	.800	0	--	1	--	--	--	0	--	
HUNT, Phil	1955-57	.311	59	28	289	70	90	14	0	5	53	119	.412	23	2	12	--	3	--	11	--	
<b>HUTCHINSON, Gage</b>	<b>2018</b>	<b>.000</b>	<b>1</b>	<b>0</b>	<b>1</b>	<b>1</b>	<b>0</b>	<b>0</b>	<b>0</b>	<b>0</b>	<b>0</b>	<b>0</b>	<b>.000</b>	<b>0</b>	<b>0</b>	<b>0</b>	<b>0</b>	<b>0</b>	<b>0</b>	<b>0</b>	<b>0</b>	<b>0</b>
HUTCHINSON, Rich	1961, 64-65	.375	15	--	16	3	6	1	0	0	4	7	.438	1	--	3	--	--	--	0	--	
HYDE, Michael	2007	.000	1	0	0	0	0	0	0	0	0	0	--	0	0	0	0	0	0	0	0	
INSOIGNA, Vince	1983-84	.201	103	--	179	23	36	4	0	5	24	55	.307	25	1	46	--	0	3	2	2	
IRWIN	1957	.400	4	--	5	2	2	1	0	0	1	3	.600	0	--	0	--	--	--	0	--	
JACKSON, Kevin	2010	.000	7	0	4	0	0	0	0	0	0	0	.000	0	1	3	0	0	0	0	0	
JAMES, Rhett	2004	.250	3	0	4	0	1	1	0	0	2	2	.500	0	0	2	0	0	0	0	0	
JANSEN, Louie	1954	.667	--	--	3	2	2	0	0	0	0	2	.667	--	--	--	--	--	--	--	--	
JARABECK, Ken	1978	.111	6	--	9	1	1	0	0	0	1	1	.111	1	0	3	--	0	1	0	0	
JARETT	1962	.250	2	--	4	1	1	0	0	0	0	1	.250	0	--	0	--	--	--	0	--	
JARRETT, Link	1991-94	.279	276	208	988	165	276	65	4	5	121	384	.389	129	11	127	--	11	15	27	48	
JARVIS, Trenton	2008	.000	2	0	3	0	0	0	0	0	1	0	.000	0	0	0	0	0	0	0	0	
JERNIGAN, Karl	1998-01	.299	250	226	836	202	250	55	10	22	167	391	.468	106	61	159	22	14	7	66	86	
JERNIGAN, Ryne	2005	.217	71	65	226	36	49	5	0	6	31	72	.319	19	9	47	7	3	3	4	6	
JOHNSON, Brandon	2014	.000	12	0	0	0	0	0	0	0	0	0	--	0	0	0	0	0	0	0	0	
JOHNSON, Cobi	2015-18	.231	7	3	13	4	3	0	1	1	7	8	.615	4	0	5	0	0	0	0	0	
JOHNSON, Jay	1979	.000	4	--	1	1	0	0	0	0	0	0	.000	1	0	0	--	0	0	0	0	
JOHNSON, Jonathan	1995	1.000	12	11	1	1	1	0	0	1	3	4	4.000	0	0	0	0	0	0	0	0	
JOHNSON, Larry	1962-64	.279	67	59	208	36	58	12	1	4	36	84	.404	31	2	26	--	2	3	6	--	
JOHNSON, Sherman	2009-12	.298	228	200	755	176	225	53	2	17	146	333	.441	180	18	132	10	7	6	21	27	
JOHNSTON	1961	.000	7	--	4	0	0	0	0	0	0	0	.000	0	--	1	--	--	--	0	--	
JONES, Greg	1976-78	.255	83	--	137	36	35	5	3	1	15	49	.358	28	2	43	--	3	3	12	19	
JONES, Hunter	2003	.000	2	0	2	0	0	0	0	0	0	0	.000	0	0	1	0	0	0	0	0	
JONES, Jimmy	1982-85	.296	266	--	695	161	206	38	1	41	198	369	.531	156	4	124	--	7	3	18	25	
JORDAN, Bobby	1967	.129	--	--	31	2	4	2	0	0	3	6	.194	3	--	4	--	--	--	0	--	
JORDAN, Grady	1992-93	.280	76	63	193	57	54	8	2	3	19	75	.389	32	3	53	--	0	7	32	38	
KANE, Matt	2009	.500	2	0	2	2	1	0	0	0	0	1	.500	1	0	0	0	0	0	0	0	
KANELL, Danny	1993-94	.192	28	1	26	3	5	0	0	1	5	8	.308	1	0	5	--	1	0	0	0	
KASIMIER, Doug	1968-71	.260	54	--	331	48	86	13	5	7	45	130	.393	32	--	62	--	--	--	8	--	
KECK	1980	.222	63	--	9	7	2	0	0	0	3	2	.222	1	0	1	--	0	0	0	0	
KEITH, John	1969-71	.212	10	--	151	14	32	3	1	1	16	40	.265	11	--	25	--	--	--	0	--	
KELLER, Clyde	1988-89	.278	111	--	421	87	117	15	5	6	69	160	.380	73	4	86	--	2	7	22	17	
KELLEY, Brian	2006	1.000	2	0	1	0	1	0	0	0	1	1	1.000	0	0	0	0	0	0	0	0	
KELLOGG, Bob	1974-75	.333	24	--	18	10	6	2	0	0	2	8	.444	5	0	0	--	0	0	0	0	
KELLY, Hayden	2015-16	.192	32	1	26	7	5	3	0	1	6	11	.423	5	7	14	2	0	0	0	0	
KENNEDY, Terry	1975-77	.352	130	--	457	110	161	44	4	30	118	303	.663	67	7	68	--	7	0	2	6	
KENNEY, Fred	1956-58	.192	23	1	26	3	5	0	0	0	3	5	.192	0	--	8	--	--	--	0	--	
KIDD, Keith	1985-86	.266	93	--	154	49	41	7	0	8	31	72	.468	23	0	33	--	3	4	12	14	
KIMBALL, Ricky	1991	.000	24	--	2	0	0	0	0	0	0	0	.000	0	0	0	--	0	0	0	0	
KIMS, Ronald	1953	.091	8	--	11	3	1	0	0	0	--	1	.091	--	--	--	--	--	--	--	--	
KING, John	1959-60	.263	33	--	95	10	25	2	0	0	13	27	.284	13	--	12	--	--	--	3	--	
KINNEY, Matthew	2016	.000	1	0	0	0	0	0	0	0	0	0	.000	0	0	0	1	0	0	0	0	
KLOSTERMAN, Jeremiah	1996-99	.293	193	122	501	80	147	30	2	13	105	220	.439	83	17	68	11	5	3	1	1	
KNIEF, Brett	2013-14	.289	96	62	246	42	71	10	2	3	36	94	.382	28	10	48	8	4	10	5	6	
KNIGHT, Godfrey	1948, 50	.083	10	7	12	3	1	0	0	0	0	1	.083	2	--	2	--	--	--	0	--	
KOCH, Dale	1957-59	.302	61	--	215	34	65	9	2	3	58	87	.405	25	--	9	--	--	--	5	--	
KOLE, Curt	1975	.184	29	--	38	5	7	2	0	0	1	9	.237	7	0	--	--	1	2	1	2	
KOSCO, Drew	1984-85	.273	94	--	183	37	50	9	0	6	31	77	.421	23	1	35	--	2	0	0	1	
KRAFT, Brian	2000	.125	10	0	8	2	1	0	0	0	1	1	.125	1	0	3	0	0	0	0	0	
KRAMER, Emerson	1948	.000	4	3	9	0	0	0	0	0	0	0	.000	2	--	3	--	--	--	0	--	
KRAMER, G.	1952	.000	1	--	1	0	0	0	0	0	0	0	.000	0	--	0	--	--	--	0	--	
KULL, Bob	1964-65	.222	9	--	9	1	2	0	0	0	1	2	.222	1	--	1	--	--	--	0	--	
<b>KWIATKOWSKI, Clayton</b>	<b>2017-18</b>	<b>.000</b>	<b>1</b>	<b>0</b>	<b>1</b>	<b>0</b>	<b>0</b>	<b>0</b>	<b>0</b>	<b>0</b>	<b>0</b>	<b>0</b>	<b>.000</b>	<b>0</b>	<b>0</b>	<b>0</b>	<b>0</b>	<b>0</b>	<b>0</b>	<b>0</b>	<b>0</b>	<b>0</b>
LACY, Mark	1981-82	.357	128	--	431	114	154	30	9	30	109	292	.677	81	3	55	--	6	2	4	7	



# INDIVIDUAL CAREER STATS - HITTING

Player	Season	Avg.	GP	GS	AB	R	H	2B	3B	HR	RBI	TB	SLG %	BB	HP	SO	GDP	SF	SH	SB	SBA
LANFORD, Ernie	1958-60	.289	45	--	114	17	33	1	2	0	19	38	.333	12	--	17	--	--	--	1	--
LANGFORD, Rick	1973	.295	59	--	237	43	70	70	3	6	39	164	.692	13	2	33	--	3	0	12	18
LANIER, T.J.	1949-50	.188	7	2	16	1	3	1	0	0	4	4	.250	0	0	0	--	0	--	0	--
LANIGAN, Bob	1949	.000	--	--	4	0	0	0	0	0	0	0	.000	0	0	3	--	0	--	0	--
LAWRENCE, Gary	1965-66	.276	60	--	145	19	40	5	2	0	23	49	.338	20	--	17	--	--	--	4	--
LEBER, Mike	1970-71	.280	37	--	118	23	33	3	0	2	15	42	.356	24	--	13	--	--	--	6	--
LEDBETTER, Jeff A.	1983-84	.213	32	--	75	11	16	2	0	4	12	30	.400	8	0	24	--	0	0	0	--
LEDBETTER, Jeff S.	1979-82	.346	262	--	968	285	335	62	8	97	346	704	.727	177	7	124	--	15	1	16	25
LEE, Larry	1973	.229	26	--	70	10	16	16	0	3	7	41	.586	10	0	23	--	1	2	4	5
LEIBRANDT, Brandon	2014	.000	6	6	0	0	0	0	0	0	0	0	--	0	0	0	0	0	0	0	0
LEVY, Loren	1982	.000	2	--	0	0	0	0	0	0	0	0	--	1	0	0	--	0	0	0	0
LEWIS, Greg	1982	.000	4	--	0	1	0	0	0	0	0	0	--	1	0	0	--	0	0	0	0
LEWIS, Jimmy	1991	.000	15	--	1	0	0	0	0	0	0	0	.000	0	0	0	--	0	0	0	0
LEWIS, Richie	1986-87	.200	7	--	5	3	1	0	0	0	0	1	.200	1	0	1	--	0	0	0	0
LEWIS, Ronald	1987	.247	65	--	194	43	48	5	3	2	24	65	.335	22	2	52	--	1	5	34	38
LEZCANO, Carlos	1974-77	.278	219	--	742	157	206	36	8	23	141	327	.441	78	3	101	--	16	3	41	50
LiBRANDI, John	1972-73	.310	126	--	445	91	138	78	9	7	95	255	.573	86	3	43	--	4	0	20	16
LICATA, Joe	1981	.331	76	--	275	48	91	21	1	11	63	147	.535	27	3	34	--	7	1	1	3
LIEBSACK, Tony	1991-92	.280	112	46	261	51	73	13	1	1	37	91	.349	40	9	33	--	3	5	8	17
LITTLE, Doug	1986	.429	5	--	14	4	6	1	0	0	5	7	.500	3	--	1	--	1	0	0	0
LITWHILER, Woody	1962-63	.105	16	--	19	4	2	0	0	0	2	2	.105	3	--	3	--	--	--	0	--
LOCKARD, Ed	1950-53	.189	28	9	74	11	14	2	0	0	5	16	.216	3	--	5	--	--	0	0	--
LOFTIN, Jim	1963	.429	22	--	42	5	18	3	0	0	3	21	.500	1	--	11	--	--	--	5	--
LONG, Max	1953-56	.304	29	5	148	27	45	1	3	1	16	55	.372	--	--	--	--	--	--	--	--
LONG, Wayne	1956-57	.000	2	0	1	1	0	0	0	0	0	0	.000	0	--	0	--	--	--	5	--
LOPEZ, Mickey	1993-95	.286	202	193	724	163	207	41	14	10	116	306	.423	94	16	118	3	10	10	82	102
LOPEZ, Rafael	2009-11	.300	165	149	513	106	154	33	1	13	90	228	.444	74	18	94	9	9	9	10	14
LOTT, George	1969	.250	--	--	40	2	10	3	0	0	5	13	.325	0	--	13	--	--	--	0	--
LUECK, Jackson	2016-18	.302	163	148	572	123	173	29	3	28	134	292	.510	86	25	146	8	10	3	11	14
LUGO, Jose	1974	.194	33	--	103	9	20	0	0	0	12	20	.194	8	1	9	--	1	0	1	1
LUKER, John	1949	.000	--	--	1	0	0	0	0	0	0	0	.000	0	0	0	--	0	--	0	--
LYNCH, Kevin	2002-04	.375	8	1	8	1	3	0	0	1	1	6	.750	0	0	1	0	0	0	0	0
LYNCH, Matt	2003	.000	1	0	1	0	0	0	0	0	0	0	.000	0	0	1	0	0	0	0	0
LYTTL, Jim	1966	.324	52	--	222	58	72	9	6	13	51	132	.595	27	--	34	--	--	--	17	--
LYTTL, Keith	1989	.000	7	--	3	0	0	0	0	0	0	0	.000	0	0	1	--	0	0	0	0
MADDOX, Emery	1949	.115	--	--	26	5	3	0	0	0	1	3	.115	3	1	2	--	0	--	1	--
MADISON, Rick	1960-62	.291	66	--	223	57	65	12	5	7	39	108	.484	32	--	36	--	--	--	18	--
MAIER, Marty	1973-74	.224	59	--	170	17	38	7	0	0	21	45	.265	21	0	24	--	2	4	3	7
MALONE, Ryne	2004-06	.306	202	183	706	161	216	51	8	31	167	376	.533	113	21	154	8	19	9	28	38
MANASA, Brandon	2003-05	.165	98	7	91	22	15	1	1	0	8	18	.198	15	1	22	2	0	1	2	45
MANGHAM, Eric	1984-86	.309	196	--	566	159	175	22	8	19	109	269	.475	112	3	90	--	5	13	66	94
MANGIN, Hal	1957	.500	3	--	4	1	2	0	0	0	2	5	.500	0	--	0	--	--	--	0	--
MANGIN, Harold	1961-62	.331	51	--	181	34	60	10	3	1	28	79	.436	17	--	17	--	--	--	6	--
MANLEY, Tom	1989	.000	12	--	11	1	0	0	0	0	1	0	.000	4	0	2	--	0	1	0	0
MANN, Ed	1953-54	.500	3	--	26	3	13	0	0	1	1	16	.615	--	--	--	--	--	--	--	--
MARANO, David	1978	.500	3	--	2	1	1	0	0	0	1	1	.500	1	0	1	--	0	0	0	0
MARCINCZYK, T.R.	1993	.259	35	9	54	11	14	4	0	3	15	27	.500	9	0	20	--	0	0	1	2
MARCONCINI, Chris	2015	.229	48	45	144	24	33	7	0	7	36	61	.424	40	8	36	1	2	0	1	3
MARKS, Steve	1965-66	.167	10	--	18	2	3	0	0	0	0	3	.167	2	--	6	--	--	--	0	--
MARSHALL, Jimmy	2007-09	.429	5	0	7	3	3	1	0	0	4	5	.571	0	0	2	0	0	0	0	0
MARTIN Jr., Mike	1993-95	.272	208	207	679	136	185	44	1	20	148	291	.429	140	19	92	3	24	11	35	52
MARTIN, Mike	1965-66	.354	74	--	268	60	95	8	7	8	62	141	.526	38	--	27	--	--	--	13	--
MARTIN, Neil	1958-61	.363	61	--	190	54	69	11	4	3	24	97	.511	66	--	37	--	--	--	6	--
MARTINEZ, Lionel	1980-81	.334	140	--	476	163	159	29	5	11	85	231	.485	155	3	52	--	5	4	24	31
MARTINEZ-ESTEVE, Eddy	2003-04	.379	120	117	456	98	173	39	4	28	124	304	.667	59	12	86	8	7	0	10	15
MARZAN, Jose	1984-87	.312	269	--	978	244	305	59	12	35	192	495	.506	161	7	120	--	19	14	98	123
MASON, John	1967-68	.274	33	--	201	37	55	6	3	6	30	85	.423	24	--	34	--	--	--	12	--
MASTIN, Steve	1968	.200	14	--	35	7	7	4	1	1	6	16	.457	6	--	14	--	--	--	0	--
MATHIS, Lonnie	1969	.000	--	--	1	1	0	0	0	0	0	0	.000	1	--	0	--	--	--	0	--
MATTHEWS, Floyd	1969	.211	--	--	38	5	8	1	0	0	0	9	.237	8	--	7	--	--	--	2	--
MAXIE, Kyle	2006	.155	38	11	58	7	9	1	0	0	4	10	.172	11	3	21	3	0	0	1	2
MAYFIELD, Henry	1996-98	.248	96	15	125	31	31	6	0	1	19	40	.320	39	4	24	2	1	0	5	7
McARDLE, Jim	1976-77	.258	95	--	302	65	78	10	2	3	41	101	.334	49	1	44	--	1	2	15	19
McARDLE, Ryan	2006	.279	35	12	61	9	17	2	0	2	8	25	.410	5	1	16	0	1	1	0	1

# INDIVIDUAL CAREER STATS - HITTING



Player	Season	Avg.	GP	GS	AB	R	H	2B	3B	HR	RBI	TB	SLG %	BB	HP	SO	GDP	SF	SH	SB	SBA
McBRIDE, Clyde	1963	.200	24	--	30	6	6	2	0	0	7	8	.267	5	--	9	--	--	--	5	--
McBRYDE, Monty	1964-65	.290	53	--	155	40	45	5	1	2	26	58	.374	27	--	27	--	--	--	11	--
McCaleb, Blair	2000-02	.253	168	122	423	87	107	23	0	9	88	157	.371	88	25	71	8	4	7	1	4
McCARRON, Owen	1955-58	.328	78	24	344	89	113	7	6	2	29	138	.401	19	3	30	--	1	--	37	--
McClaIn, Justin	2000	.333	12	0	12	2	4	0	0	0	0	4	.333	0	0	1	1	0	0	0	0
McCLELLAN, Chad	1986	.180	48	--	61	7	11	2	0	1	12	16	.262	8	--	11	--	0	3	1	2
McCORKEL, Shawn	1997-98	.234	71	43	167	41	39	8	0	8	30	71	.425	14	5	41	0	1	6	11	12
McCORMICK, Gene	1958, 1960	.400	26	--	45	18	18	3	0	2	13	27	.600	2	--	6	--	--	--	5	--
McCRAW, Kevin	1992-93	.257	114	53	214	45	55	13	1	7	41	91	.425	51	7	53	--	2	3	5	11
McDONALD, Blane	1978	.393	60	--	201	42	79	9	3	4	39	106	.527	30	2	17	--	2	2	3	4
McDOUGALL, Marshall	1999-2000	.383	143	143	596	186	228	49	8	43	173	422	.708	86	13	87	7	5	1	36	46
McGEE, Mike	2008-11	.341	249	234	842	219	287	57	5	52	245	510	.606	154	21	191	23	12	11	28	37
McGEE, Stephen	2010-13	.258	160	132	431	87	111	30	1	9	97	170	.394	124	27	75	16	14	5	6	10
McGLONE, Rick	1975-77	.229	97	--	245	41	56	8	1	10	46	96	.392	55	3	45	--	5	3	0	1
McKELVY, Lynn	1950	.257	11	9	35	11	9	0	0	0	5	9	.257	--	--	--	--	--	--	0	--
McKINNEY, Joe	1965	.172	14	--	29	5	5	1	1	1	5	11	.379	3	--	3	--	--	--	0	--
McNEESE, John	1991	.000	5	--	0	0	0	0	0	0	0	0	--	1	0	0	--	0	0	0	0
McQUADE, Tony	2001-03	.343	151	127	501	143	172	46	7	19	106	289	.577	106	7	110	9	8	2	33	41
McQUAIG, Charles	1994	.000	1	0	0	0	0	0	0	0	0	0	--	1	0	0	--	0	0	0	0
McQUEEN, Barry	1971	.000	13	--	17	1	0	0	0	0	0	0	.000	3	--	7	--	--	--	0	--
McSHANE, Ray	1960-62	.228	28	--	57	6	13	2	0	0	6	15	.263	7	--	15	--	--	--	0	--
MEARS, Wayne	1975	.243	52	--	173	27	42	7	5	5	30	74	.428	14	1	--	--	5	2	4	7
MEJIA, Ryan	2017	.333	10	0	9	1	3	0	0	0	4	3	.333	1	0	0	0	0	0	0	0
MELTON, Ronald	1949-52	.323	50	35	282	56	91	12	3	3	40	118	.418	8	0	5	--	0	2	9	--
<b>MENDOZA, Drew</b>	<b>2017-18</b>	<b>.296</b>	<b>105</b>	<b>105</b>	<b>372</b>	<b>77</b>	<b>110</b>	<b>26</b>	<b>1</b>	<b>17</b>	<b>77</b>	<b>189</b>	<b>.508</b>	<b>76</b>	<b>13</b>	<b>112</b>	<b>8</b>	<b>8</b>	<b>2</b>	<b>6</b>	<b>7</b>
MESCHKE, Mike	2009-10	.298	59	16	94	23	28	10	0	3	23	47	.500	19	0	25	2	1	0	0	0
MEWBOURNE, Roy	1965-67	.261	40	--	207	33	54	4	4	2	28	72	.348	33	--	16	--	--	--	12	--
MIENTKIEWICZ, Doug	1993-95	.348	209	208	715	189	249	55	5	35	190	419	.586	174	10	94	2	10	9	27	34
MILLER, Darren	2015-16	.259	87	50	193	30	50	12	0	2	30	68	.352	36	6	50	7	1	0	3	8
MILLER, Justin	2002	.000	1	0	1	0	0	0	0	0	0	0	.000	0	0	0	0	0	0	0	0
MILLER, Peter	2011-12, 14	.500	28	7	8	1	4	1	0	0	3	5	.625	1	0	1	0	0	0	0	0
MILLER, Seth	2011-13	.230	171	115	417	73	96	26	6	4	60	146	.350	60	26	103	8	7	8	16	22
MILLS, Billy "Cooter"	1951-54	.313	48	0	252	71	79	4	3	0	25	89	.353	23	--	10	--	--	2	8	--
MILNER, Don	1978-79	.275	111	--	338	76	93	13	5	12	64	152	.450	61	9	54	--	6	2	11	14
MITCHELL, Bert	1982-84	.252	132	--	123	37	31	4	0	0	15	35	.285	17	4	19	--	3	1	8	14
MOATES, Dave	1969	.258	--	--	213	45	55	2	7	1	21	74	.347	24	--	20	--	--	--	23	--
MOBLEY	1982	.375	10	--	8	4	3	0	0	0	2	3	.375	2	0	1	--	1	0	0	0
MOBLEY, David	1977-79	.293	161	--	546	111	160	20	0	30	115	270	.495	53	1	96	--	7	4	5	7
MONTGOMERY, Ladson	2013-14	.291	53	5	55	4	16	2	0	0	7	18	.327	9	4	4	0	0	0	0	0
MOORE, Tom	1954	.214	--	--	42	4	9	1	0	0	7	10	.238	--	--	--	--	--	--	--	--
MORGAN, Jack	1953	.149	17	--	47	12	7	2	0	0	9	9	.191	--	--	--	--	--	--	--	--
MORGAN, Steven	1994-96	.311	100	60	148	29	46	7	1	13	42	94	.635	21	3	4	3	2	2	3	5
MORRIS, Jeremy	1994-97	.336	272	253	899	222	302	78	12	46	273	542	.603	146	7	133	22	17	5	61	85
MOSS, Rick	1970-71	.167	4	--	12	5	2	0	0	0	0	2	.167	5	--	6	--	--	--	1	--
MUCHOWICZ, Harold	1957	.000	3	--	2	1	0	0	0	0	0	0	.000	1	--	1	--	--	--	0	--
MUELLER, Ty	1989, 1991-93	.285	235	124	712	121	203	47	4	25	136	333	.468	87	15	184	--	8	11	36	54
MULLEN, Les	1950-51	.284	50	22	176	35	50	6	4	1	29	67	.381	14	--	8	--	--	2	4	--
MULROY, Mike	2014	.000	4	0	2	2	0	0	0	0	1	0	.000	0	0	0	0	1	0	0	0
MURPHY, Dago	1948	.273	16	16	66	18	18	3	2	2	14	31	.470	12	--	10	--	--	--	9	--
MURRAY, Don	1964	.333	6	--	9	0	3	1	0	0	4	4	.444	0	--	3	--	--	--	0	--
NAVARRO, Ray	2009	.286	6	0	7	1	2	0	0	0	2	2	.286	1	0	2	0	0	0	0	0
NEDEAU, John	1992	.333	19	0	3	1	1	1	0	0	0	2	.667	0	0	2	--	0	0	0	0
NEDEAU, Steve	1993-96	.293	194	103	393	79	115	16	5	2	47	147	.374	48	1	36	8	5	8	26	35
NEDIN, Tim	1989	.000	19	--	1	0	0	0	0	0	0	0	.000	0	0	1	--	0	0	0	0
NELSON, Carl	1959-60	.059	14	--	17	3	1	0	0	0	0	1	.059	1	--	4	--	--	--	0	--
NEMEROFF, Harvey	1974-75	.000	11	--	4	1	0	0	0	0	0	0	.000	1	0	0	--	0	0	0	0
NETTLES, Ronald	1948-51	.183	38	34	120	22	22	4	0	0	14	26	.217	17	0	10	--	0	--	4	--
NEWMAN, George	1948	.000	1	0	1	0	0	0	0	0	0	0	.000	0	--	0	--	--	--	0	--
NICHOLS, Dave	1969-72	.305	114	--	701	183	214	32	15	11	97	309	.441	144	--	122	--	--	--	82	--
NICHOLS, Dick	1968	.250	8	--	4	0	1	0	0	0	1	1	.250	2	--	0	--	--	--	0	--
NICHOLS, Gary	1963-65	.283	96	--	297	72	84	17	4	7	54	130	.438	42	--	53	--	--	--	5	--
NIEPORTE, Quincy	2015-17	.300	183	176	664	102	199	43	0	23	168	311	.468	59	31	69	21	16	4	3	5
NILES, Jack	1993-94	.265	113	67	234	49	62	9	2	3	43	84	.359	27	10	53	--	2	12	14	22
NOGOWSKI, John	2012-14	.282	171	140	511	104	144	28	3	9	105	205	.401	91	23	80	18	9	4	7	15



# INDIVIDUAL CAREER STATS - HITTING

Player	Season	Avg.	GP	GS	AB	R	H	2B	3B	HR	RBI	TB	SLG %	BB	HP	SO	GDP	SF	SH	SB	SBA
NOWLIN, Klyne	1951-53	.125	9	0	8	4	1	0	0	0	0	1	.125	2	--	3	--	--	1	1	--
O'BRIEN, Danny	1973, 75	.333	44	--	12	1	4	4	0	0	4	8	.667	0	0	4	--	0	1	0	0
O'BRIEN, Sean	2011-12	.256	35	4	43	3	11	2	0	1	9	16	.372	2	0	9	1	2	0	0	0
O'CONNOR, Ruairi	2005-09	.265	150	63	257	56	68	19	0	6	51	105	.409	33	8	45	10	3	4	6	9
O'DELL, Bo	2007-08	1.000	2	0	1	1	1	0	0	0	0	1	1.000	0	0	0	0	0	0	0	0
OLSON, Phil	1994-95	.000	40	0	3	0	0	0	0	0	0	0	.000	0	0	3	0	0	0	0	0
OPPENHEIM, Steve	1972	.000	5	--	1	0	0	0	0	0	0	0	.000	0	--	1	--	--	0	0	--
ORAVETZ, Tommy	2006-09	.297	226	113	481	95	143	32	6	13	93	226	.470	80	40	100	13	8	6	3	3
OSBURN, Pat	1970	.167	--	--	42	5	7	1	0	0	1	8	.190	7	--	8	--	--	0	0	--
OTERO, George	1998	.217	47	21	83	21	18	3	2	2	12	31	.373	17	0	22	1	1	0	3	4
OWENS, Jackson	2015	.286	9	0	7	5	2	0	0	0	1	2	.286	0	1	0	0	1	0	0	0
PACETTI, Joe	1985	.333	29	--	15	12	5	1	1	0	5	8	.533	1	0	3	--	0	0	2	2
PADGETT, Al	1948	.170	16	14	53	4	9	0	0	0	3	9	.170	5	--	4	--	--	3	--	--
PAINTER, Gary	1990	.000	10	--	1	0	0	0	0	0	0	0	.000	0	0	1	--	0	0	0	0
PARKER, Billy	1948-50	.237	18	16	93	16	22	3	1	0	4	27	.290	9	0	20	--	0	--	8	--
PARKER, Brad	1988-90	.304	189	--	670	145	204	41	2	27	170	329	.491	91	14	111	--	7	2	26	40
PARKER, Derek	1979	.000	3	--	1	0	0	0	0	0	0	0	.000	0	0	0	--	0	0	0	0
PARKER, Geoff	2009	.250	3	0	4	0	1	0	0	0	0	1	.250	0	0	1	0	0	0	0	0
PATTERSON, Craig	1978-79	.373	123	--	467	113	174	23	8	13	106	252	.540	63	1	26	--	10	1	23	28
PEACHER, Brant	2004-05	.314	96	56	223	41	70	14	0	6	40	102	.457	24	5	45	6	4	3	4	5
PERES, Ed	1973	.000	6	--	0	0	0	0	0	0	0	0	--	0	0	0	--	0	0	0	0
PEREZ, Eduardo	1989-91	.328	206	--	641	160	210	30	4	15	118	293	.457	82	18	128	--	8	10	63	86
PETREY, Donovan	2016-17	.233	70	21	103	20	24	4	0	1	12	31	.301	19	6	15	4	0	2	2	2
PHILP, Jerry	1957-58	.333	39	--	141	33	47	4	2	4	27	67	.475	12	--	11	--	--	--	7	--
PINKERMAN, Charlie	1958	.143	14	--	14	2	2	0	0	0	0	2	.143	5	--	1	--	--	--	0	--
POMPELIA, Augie	1950-51	.293	37	37	150	39	44	3	1	4	24	61	.407	--	--	--	--	--	--	--	--
PORCELLI, Ed	1986-87	.333	3	--	3	2	1	0	0	0	0	1	.333	0	0	0	--	0	0	0	0
PORTER, Tom	1968-70	.263	6	--	80	21	21	3	1	0	8	26	.325	24	--	12	--	--	--	10	--
POSEY, Buster	2006-08	.398	195	194	749	213	298	56	8	33	206	469	.626	127	13	101	24	10	9	18	25
POSEY, Cory	2000	.167	9	0	6	0	1	1	0	0	0	2	.333	0	0	3	0	0	0	0	0
POSEY, Jack	2008-09, 11	.227	101	53	211	34	48	9	0	7	45	78	.370	32	6	50	6	6	5	0	1
PRICE, Dave	1971-73	.094	37	--	32	4	3	0	1	0	2	5	.156	10	0	11	--	0	1	0	0
PROBST, Jeff	2001-02	.243	95	55	230	46	56	14	2	2	34	80	.348	32	9	52	6	2	4	4	6
RALEIGH, Cal	2016-18	.282	194	193	723	140	204	50	3	32	143	356	.492	132	8	128	22	9	1	4	6
RALSTON, Jim	1950	.000	2	0	2	0	0	0	0	0	0	0	.000	--	--	--	--	--	--	0	--
RAMSEY, Craig	1978-81	.267	172	--	483	106	129	29	4	12	87	202	.418	80	12	81	--	7	4	18	24
RAMSEY, James	2009-12	.339	245	209	781	212	265	48	15	34	202	445	.570	157	31	160	8	20	6	33	42
RANEW, Cliff	1964-65	.090	26	--	78	12	7	3	2	0	11	14	.179	6	--	17	--	--	--	0	--
RAU, Rocky	1989-90	.242	112	--	260	53	63	8	1	0	39	73	.281	43	2	48	--	3	1	22	28
READ, Robby	2002	.000	0	0	1	0	0	0	0	0	0	0	.000	0	0	1	0	0	0	0	0
READY, Gene	1964	.000	2	--	0	0	0	0	0	0	1	0	--	0	--	0	--	--	--	0	--
REAMS, Derek	1993	.429	13	0	14	2	6	1	0	0	5	7	.500	1	0	7	--	0	0	0	0
REBOIN, Bob	1989-90	.340	83	--	212	47	72	10	0	2	26	88	.415	32	5	23	--	4	6	16	25
REED, Jim	1963-64	.268	73	--	298	69	80	6	0	0	20	86	.289	43	--	33	--	--	--	19	--
REED, Jody	1983-84	.323	147	--	570	177	184	45	3	15	98	280	.491	136	10	43	--	6	1	56	70
REIBLING, Mike	1967-69	.185	4	--	27	2	5	0	0	0	1	5	.185	3	--	10	--	--	--	0	--
REICHERT, Brandon	2007	.311	62	62	225	43	70	16	0	3	51	95	.422	17	7	26	9	2	5	1	2
RHINO, David	1982	.256	48	--	90	21	23	3	1	2	17	34	.378	12	1	14	--	0	0	0	0
RICE, Loren	1951	1.000	1	0	1	1	1	0	0	1	1	4	4.000	--	--	--	--	--	--	--	--
RICE, Marty	1971-73	.228	47	--	101	10	23	6	1	1	13	34	.337	5	0	20	--	0	1	0	0
RICHARDSON, O'Vontrey	2007, 09	.333	97	57	210	64	70	11	4	2	30	95	.452	19	10	55	7	3	0	4	7
RICHIE, Todd	2003	.366	58	68	265	60	97	26	0	12	78	159	.600	43	2	35	3	5	0	5	7
RICHIE, Tony	2001-02	.325	128	123	455	86	148	32	3	16	107	234	.514	29	11	85	17	11	3	2	2
RICHMOND, Kevin	2002-03	.227	77	15	110	33	25	3	0	0	18	28	.255	15	0	28	6	2	1	1	3
RIGBY, Kevin	1978	.348	29	--	69	15	24	2	0	0	14	26	.377	7	1	5	--	3	2	2	2
RIGNEY, Justin	1992	.180	31	11	61	12	11	2	0	2	7	19	.311	8	2	20	--	0	0	3	3
ROATCHE, Dan	1970-72	.284	73	--	218	36	62	11	3	8	39	103	.472	46	--	44	--	--	--	0	--
ROBERTS, Chris	1990-92	.301	205	66	677	139	204	48	7	32	175	362	.535	84	4	126	--	10	8	39	55
ROBINSON	2002	.200	15	0	5	4	1	1	0	0	2	2	.400	0	0	1	0	0	0	0	1
ROBINSON, Kenny	1991	1.000	18	--	1	0	1	0	0	0	0	1	1.000	0	0	0	--	0	0	0	0
ROBINSON, Matt	1982-83	.276	145	--	416	89	115	17	4	2	58	146	.351	92	4	45	--	5	9	12	19
ROBINSON, Shane	2004-06	.357	206	206	830	227	296	58	9	14	117	414	.499	119	27	86	16	8	4	100	112
RODGERS, Charlie	1958-59	.240	49	--	192	46	46	5	4	3	32	68	.354	22	--	36	--	--	--	3	--
RODRIGUEZ, Carlos	1975	.264	37	--	91	16	24	6	1	0	13	32	.352	7	0	--	--	0	0	2	4



# INDIVIDUAL CAREER STATS - HITTING



Player	Season	Avg.	GP	GS	AB	R	H	2B	3B	HR	RBI	TB	SLG %	BB	HP	SO	GDP	SF	SH	SB	SBA
RODRIGUEZ, Raul	2004	.000	9	0	5	1	0	0	0	0	0	0	.000	2	0	2	1	0	0	0	0
ROGERS, Nick	2001-02	.339	124	116	442	112	150	39	3	14	107	237	.536	71	15	87	7	12	1	39	53
ROJAS, Louis	2004	.200	15	0	10	5	2	0	0	0	1	2	.200	8	0	6	0	0	0	0	0
ROMAN, Eric	2001	.000	1	0	1	0	0	0	0	0	0	0	.000	0	0	0	0	0	0	0	0
RONAN, Marc	1988-90	.323	206	--	725	196	234	42	4	18	145	240	.331	151	15	93	--	9	8	95	116
ROSA, Tom	1972-73	.328	108	--	412	73	135	75	5	1	35	223	.541	62	0	47	--	1	2	9	4
ROSELL, Robert	1956-57	.289	54	18	152	27	44	7	1	0	26	53	.349	11	2	3	--	2	1	9	--
ROSS, Henry	1959-61	.333	31	--	51	11	17	4	0	0	6	21	.412	18	--	8	--	--	--	1	--
ROSS, Jack	1960, 62	.262	28	--	42	5	11	1	0	0	3	12	.286	9	--	4	--	--	--	0	--
ROUNTREE, George	1962-64	.253	59	--	170	25	43	4	3	1	20	56	.329	15	--	15	--	--	--	5	--
RUDI, Mike	1987	.226	22	--	31	3	7	0	0	1	7	10	.323	7	1	10	--	0	0	0	1
RYE, Jack	2005-08	.354	257	244	882	191	312	57	3	31	190	468	.531	162	17	107	15	20	16	36	77
SAFERIGHT, Harry	1970-71	.287	54	--	359	58	103	12	7	12	81	165	.460	40	--	42	--	--	--	4	--
SAILOR, Tom	1982	.000	14	--	4	3	0	0	0	0	0	0	.000	1	0	1	--	0	0	1	1
SALAZAR, Jeremy	1995-98	.303	224	176	680	148	206	49	2	33	172	358	.526	72	11	125	19	11	4	5	13
<b>SALVATORE, Mike</b>	<b>2018</b>	<b>.244</b>	<b>62</b>	<b>62</b>	<b>238</b>	<b>44</b>	<b>58</b>	<b>8</b>	<b>1</b>	<b>1</b>	<b>27</b>	<b>71</b>	<b>.298</b>	<b>28</b>	<b>7</b>	<b>20</b>	<b>10</b>	<b>6</b>	<b>3</b>	<b>8</b>	<b>12</b>
SANDERS, Chuck	1952-53	.200	12	--	25	1	5	0	0	0	1	5	.200	4	--	4	--	--	1	1	--
SANDERS, Deion	1987	.267	60	--	210	41	56	8	4	3	21	81	.386	21	4	31	--	1	2	27	36
SANSONE, John	2013-16	.273	251	249	894	192	244	65	0	21	174	372	.416	126	65	215	16	11	14	19	29
SARRON, Pete	1965-66	.635	87	--	148	56	94	15	4	6	51	135	.912	27	--	30	--	--	--	9	--
SAULS, Mark	2003-04, 06	.271	70	67	221	48	60	8	1	1	33	73	.330	48	9	44	5	4	6	15	17
SAULS, Matt	2003	.268	60	59	190	46	51	9	2	5	36	79	.416	32	11	50	2	0	9	14	17
SAUNDERS, Bill	1976	.000	1	--	0	0	0	0	0	0	0	0	--	0	0	0	--	0	0	0	0
SAXNER, Steve	1985-86	.271	92	--	140	38	38	4	0	8	35	66	.471	47	0	33	--	3	0	2	4
SCANTLING, Hunter	2009, 11-12	.333	3	1	3	0	1	0	0	0	0	1	.333	1	0	2	0	0	0	0	0
SCARCE, Mac	1970-71	.182	29	--	11	0	2	0	0	0	0	2	.182	0	--	3	--	--	--	0	--
SCARCE, Mike	1971-72	.200	41	--	10	0	2	0	1	0	2	4	.400	0	--	2	--	--	--	0	--
SCHAFFER, Glayden	1954	.600	--	--	5	3	3	1	0	0	1	4	.800	--	--	--	--	--	--	--	--
SHELLER, Jim	1970	.152	--	--	33	4	5	1	0	0	3	6	.182	6	--	3	--	--	--	0	--
SCHIMCHAK, Ken	1977-79	.283	87	--	205	48	58	9	0	8	34	91	.444	32	2	26	--	2	3	8	11
SCHMITZ, Mike	1993	.307	60	53	192	39	59	8	1	13	43	108	.563	21	5	36	--	2	1	5	11
SCHNUTE, Greg	1968-70	.239	17	--	230	46	55	10	4	2	23	79	.343	57	--	49	--	--	--	17	--
SCHROEFFEL, Scott	1993-94	.306	111	73	268	58	82	15	5	2	36	113	.422	55	3	36	--	1	7	22	35
SCHULTZ, Brian	2004	.000	9	0	4	0	0	0	0	0	0	0	.000	0	0	1	1	0	0	0	0
<b>SCOLARO, Jonah</b>	<b>2018</b>	<b>.000</b>	<b>1</b>	<b>0</b>	<b>0</b>	<b>0</b>	<b>0</b>	<b>0</b>	<b>0</b>	<b>0</b>	<b>0</b>	<b>0</b>	<b>.000</b>	<b>0</b>	<b>0</b>	<b>0</b>	<b>0</b>	<b>0</b>	<b>0</b>	<b>0</b>	<b>0</b>
SCOTT, Sam	1999	.320	65	44	172	37	55	11	0	12	39	102	.593	39	2	35	9	0	0	2	3
SEEVERS, Riley	1955-57	.303	40	11	175	38	53	4	1	1	25	62	.354	6	2	5	--	--	--	5	--
SELLERS, Mike	1952	.000	1	--	1	1	0	0	0	0	0	0	.000	1	--	1	--	--	0	0	--
SENIOR, Bryan	1995-96	.206	81	8	68	24	14	4	0	0	13	18	.265	17	0	10	2	0	0	4	9
SENN, Roy	1949	.267	--	--	15	4	4	0	0	0	3	4	.267	0	2	1	--	0	--	0	--
SERRANO, Nandy	1991-92	.329	141	70	547	135	180	44	0	14	91	266	.486	66	15	52	--	12	8	17	26
SESSIONS, Ed	1951-52	.425	16	6	40	10	17	1	1	0	9	20	.500	3	--	1	--	--	1	0	--
SHAW, Truby	1948	.080	10	9	25	2	2	0	0	0	0	2	.080	5	--	7	--	--	--	1	--
SHEFFER, Chad	1993-94	.219	95	64	201	44	44	12	2	2	27	66	.328	32	8	49	--	2	3	24	33
SHEPPARD, Jim	1952	.000	1	--	1	0	0	0	0	0	0	0	.000	0	--	0	--	--	0	0	--
SHEPPARD, Johnny	1952, 56-58	.211	50	8	166	22	35	1	1	2	21	44	.265	5	--	15	--	--	1	0	--
SHERRILL, Tim	1972-73	.301	97	--	309	53	93	49	4	11	55	183	.592	32	3	40	--	1	0	6	7
SHIFLETT	1962	.000	3	--	3	2	0	0	0	0	0	0	.000	2	--	1	--	--	--	0	--
SHOUPPE, Jamey	1982	.000	35	--	1	1	0	0	0	0	0	0	.000	0	0	0	--	0	0	0	0
SIKES, Herb	1971-72	.322	103	--	348	60	112	13	5	12	97	171	.491	24	--	28	--	--	--	4	--
SILVA, Dylan	2014-15	.000	19	1	0	1	0	0	0	0	0	0	--	2	0	0	0	0	0	0	0
SILVESTRI, Ken	1971-72	.000	4	--	1	0	0	0	0	0	0	0	.000	0	--	0	--	--	--	0	--
SITZ, Scott	2013	.000	1	0	2	0	0	0	0	0	1	0	.000	0	0	0	0	0	0	0	0
SKELTON, Ross	1968	.208	11	--	24	4	5	0	2	1	7	12	.500	4	--	12	--	--	--	1	--
SKOK, Craig	1968-69	.161	2	--	31	4	5	0	0	0	2	5	.161	1	--	10	--	--	--	0	--
SKOUTELAKIS, Mike	1987	.304	56	--	102	25	31	8	0	2	24	45	.441	25	0	12	--	1	0	8	12
SLADE, Mike	1968-70	.219	2	--	32	6	7	2	1	1	3	14	.438	8	--	3	--	--	--	0	--
SLATON	1960	.200	7	--	5	1	1	0	0	0	0	1	.200	3	--	3	--	--	--	1	--
SLUSSER, Frank	1956-58	.273	22	0	44	8	12	3	1	1	11	20	.455	1	--	7	--	--	--	1	--
SMIERCIAK, Luke	2008	.340	43	5	47	18	16	3	1	0	11	21	.447	8	6	10	0	1	1	6	6
SMIT, Casey	2013-14	.298	99	61	242	43	72	11	0	1	38	86	.355	47	9	48	9	5	4	4	5
SMITH, Chris	1999-2000	.344	141	116	462	128	159	37	4	15	90	249	.539	66	18	80	12	5	2	3	3
SMITH, Derrick	2003-04	.251	97	55	227	35	57	19	1	7	45	99	.436	37	1	60	6	4	0	0	1
SMITH, Dwight	1961-62	.227	35	--	75	19	17	1	0	1	4	21	.280	9	--	5	--	--	--	4	--



# INDIVIDUAL CAREER STATS - HITTING

Player	Season	Avg.	GP	GS	AB	R	H	2B	3B	HR	RBI	TB	SLG %	BB	HP	SO	GDP	SF	SH	SB	SBA
SMITH, Gage	2014	.000	41	0	2	0	0	0	0	0	0	0	.000	0	0	1	0	0	0	0	0
SMITH, Ken	1951-52	.269	35	14	108	28	29	2	2	1	19	38	.352	24	--	12	--	--	0	4	--
SMITH, Richie	2001-02	.251	118	66	243	67	61	10	2	8	40	99	.407	62	7	67	5	1	6	15	19
SMITH, Roger	1972-73	.258	113	--	349	58	90	61	6	3	46	172	.493	42	1	46	--	4	1	21	20
SNYDER, Rick	1971-73	.308	135	--	416	79	128	78	9	3	64	233	.560	46	0	26	--	1	1	26	19
SNYDER, Tom	1982	.000	1	--	1	0	0	0	0	0	0	0	.000	0	0	0	--	0	0	0	0
SORRENTO, Paul	1984-86	.352	234	--	795	216	280	49	7	48	222	488	.614	184	8	127	--	16	0	28	36
SPANIO, Bobby	1999-2000	.191	112	27	136	40	26	3	1	1	14	34	.250	28	6	36	1	0	1	5	7
SPIITZER, Kyle	1960-62	.292	34	--	48	13	14	0	0	0	8	14	.292	19	--	4	--	--	--	1	--
SPIVEY, Josh	2005-07	.265	96	48	185	28	49	11	0	4	30	72	.389	31	2	31	6	1	1	1	3
SPOONER, Jim	1967	.200	--	--	5	6	1	0	0	0	1	1	.200	3	--	1	--	--	--	0	--
SPRADLING, Stephen	2012	.262	35	11	42	11	11	1	0	0	4	12	.286	4	12	13	1	0	0	0	1
SPRAGUE, Gary	1966	.379	51	--	195	69	74	13	3	5	27	108	.554	46	--	11	--	--	--	20	--
SPRAGUE, Geoff	1996-97	.303	123	110	406	77	123	32	3	9	95	188	.463	57	3	30	10	12	12	21	34
STAHL, Robby	2010-11	.130	35	0	23	9	3	1	0	0	3	4	.174	10	0	10	0	1	0	0	0
STEED, Richard	1975	.000	1	--	1	0	0	0	0	0	0	0	.000	0	0	--	--	0	0	0	0
STEWART, Darrel	1967	.133	--	--	15	3	2	0	1	0	0	4	.267	3	--	2	--	--	--	0	--
STEWART, DJ	2013-15	.344	177	177	633	157	218	54	4	27	168	361	.570	147	27	117	14	8	1	24	32
STIDHAM, Jason	2007-09	.349	189	188	713	177	249	54	7	29	187	404	.567	117	26	100	10	21	5	16	31
STILLE, Kent	1963	.375	8	--	8	2	3	0	0	0	0	3	.375	1	--	1	--	--	--	0	--
STOCKS, Nick	1998	.000	8	7	1	0	0	0	0	0	0	0	.000	0	0	0	0	0	0	0	0
STRAUSS, Ryan	2005-08	.291	78	50	179	24	52	10	1	3	26	73	.408	12	0	27	4	1	4	6	9
STRINGFELLOW, Marv	1965-67	.216	27	--	125	16	27	2	0	1	21	32	.256	21	--	15	--	--	--	2	--
STRODE, Billy	2014-15	.000	26	4	1	0	0	0	0	0	0	0	.000	0	0	1	0	0	0	0	0
STUART, Ricky	1978	.500	2	--	2	1	1	0	0	0	1	1	.500	0	0	1	--	0	0	0	0
STUBBS, Michael	1988	.161	31	--	31	7	5	0	0	1	10	8	.258	6	1	8	--	0	2	4	5
STUYVERSON, Sean	2006	.167	16	0	12	1	2	0	0	0	0	2	.167	0	1	2	2	0	0	0	0
SUAREZ, Ken	1963-64	.365	18	--	137	30	50	5	0	6	33	73	.533	26	--	11	--	--	--	3	--
SULLIVAN, Len	1967	.000	--	--	2	0	0	0	0	0	0	0	.000	0	--	1	--	--	--	0	--
SULLIVAN, Tom	1954	.000	--	--	2	0	0	0	0	0	0	0	.000	--	--	--	--	--	--	--	--
SUMNER, Walt	1968-69	.280	29	--	289	70	81	16	5	7	34	128	.443	36	--	85	--	--	--	27	--
SUSEGE, Rudy	1950, 52	.219	10	0	32	8	7	1	0	0	2	8	.250	6	--	4	--	--	0	0	--
<b>SWANSON, Cooper</b>	<b>2018</b>	<b>.255</b>	<b>29</b>	<b>16</b>	<b>55</b>	<b>12</b>	<b>14</b>	<b>4</b>	<b>0</b>	<b>2</b>	<b>4</b>	<b>24</b>	<b>.436</b>	<b>13</b>	<b>2</b>	<b>22</b>	<b>1</b>	<b>0</b>	<b>0</b>	<b>3</b>	<b>3</b>
SWEENEY, Harvey	1954-56	.261	4	2	23	7	6	0	0	0	3	6	.261	--	--	--	--	--	--	--	--
SWOOPPE, Alvin	2013	.500	3	0	2	1	1	0	0	0	0	1	.500	1	0	1	0	0	0	0	0
SZYMANSKI, Karl	1973-74	.250	17	--	16	0	4	4	0	0	6	8	.500	4	0	6	--	2	2	0	0
TADDEO, Steve	1986-87	.318	126	--	302	73	96	24	4	3	57	137	.454	45	0	39	--	4	2	35	47
TAMAYO, John Marc	1988-90	.260	160	--	358	90	93	15	1	4	62	124	.346	53	5	46	--	3	5	23	35
TANDLICH, Jeff	1974	.178	17	--	45	3	8	1	0	1	9	12	.267	6	0	2	--	2	2	0	0
TANNER, Bill	1948	.200	12	8	40	8	8	2	1	0	7	12	.300	4	--	6	--	--	--	1	--
TAPLEY, Stuart	2008-11	.304	234	225	770	170	234	48	1	35	167	389	.505	143	31	210	15	15	15	17	24
TEAGLE, Buddy	1961-63	.295	97	--	325	59	96	21	4	8	58	149	.458	62	--	46	--	--	--	4	--
TEBBETTS, George	1980	.250	11	--	64	14	16	2	0	3	14	27	.422	5	0	12	--	0	1	1	1
TEBBETTS, Steve	1973-75	.333	103	--	339	72	113	10	3	5	52	144	.425	67	6	12	--	3	1	46	56
TEEL, BILLY	1950-51	.179	12	6	28	2	5	0	0	0	2	5	.179	--	--	--	--	--	--	--	--
THIGPEN, Clint	2000	.000	29	1	13	6	0	0	0	0	1	0	.000	7	0	3	1	1	0	0	0
THOMAS Jr., Tony	2005-07	.325	199	198	710	200	231	52	14	23	127	380	.535	119	31	180	11	10	6	59	75
THOMAS, Allen	1962-63	.143	31	--	49	7	7	1	1	0	6	10	.204	6	--	16	--	--	--	2	--
THOMAS, Brady	2006-07	.208	30	0	24	2	5	3	0	0	3	8	.333	2	1	6	2	0	0	0	0
THOMAS, Mitch	1976	1.000	2	--	1	0	1	0	0	0	0	1	1.000	1	0	0	--	0	0	0	0
THOMAS, Tom	1964-66	.299	100	--	324	65	97	11	5	9	61	145	.448	34	--	33	--	--	--	9	--
THOMPSON, DiCarlo	2004	.000	1	0	0	0	0	0	0	0	0	0	--	0	0	0	0	0	0	0	0
TICE, Mike	1978	.250	27	--	48	12	12	2	1	1	7	19	.396	11	0	12	--	0	1	1	1
TOOLE, Scott	2001-02	.226	114	74	279	64	63	9	4	2	30	86	.308	38	9	60	3	4	4	10	14
TRAVIS, Devon	2010-12	.315	177	171	655	150	206	58	4	17	99	323	.493	90	15	101	28	8	14	17	24
TRAYLOR, Ronnie	1978-79	.294	96	--	310	60	91	18	1	16	67	159	.513	31	9	31	--	2	1	2	3
TROWBRIDGE, Bob	1949-52	.216	51	32	259	60	56	10	3	4	53	84	.324	22	0	24	--	2	0	13	--
TROXELL, Shawn	1987	.000	2	--	0	0	0	0	0	0	0	0	--	0	0	0	--	0	0	0	0
TRULUCK, Hank	2014-17	.253	145	33	170	38	43	10	0	2	31	59	.347	35	13	60	2	3	6	6	9
TRULUCK, Roasty	1950	.270	12	9	37	6	10	0	0	0	5	10	.270	--	--	--	--	--	--	0	--
TUCKER, John	1962	.000	5	--	4	0	0	0	0	0	0	0	.000	0	--	3	--	--	--	0	--
TUGGLE, Gale	1955-56	.378	10	0	45	12	17	1	--	0	15	18	.400	--	--	--	--	--	1	--	--
TURKO	1977	.182	12	--	11	3	2	0	0	0	2	2	.182	2	0	0	--	0	0	0	0
TURNER	1961	.000	5	--	4	1	0	0	0	0	0	0	.000	0	--	2	--	--	--	0	--

# INDIVIDUAL CAREER STATS - HITTING



<i>Player</i>	<i>Season</i>	<i>Avg.</i>	<i>GP</i>	<i>GS</i>	<i>AB</i>	<i>R</i>	<i>H</i>	<i>2B</i>	<i>3B</i>	<i>HR</i>	<i>RBI</i>	<i>TB</i>	<i>SLG %</i>	<i>BB</i>	<i>HP</i>	<i>SO</i>	<i>GDP</i>	<i>SF</i>	<i>SH</i>	<i>SB</i>	<i>SBA</i>
TWOMEY, Fred	1954-57	.329	43	26	289	71	95	19	7	10	68	158	.547	4	--	9	--	--	--	10	--
URQUHART, Whitey	1949	.000	--	--	0	0	0	0	0	0	0	0	--	0	0	0	--	0	--	0	--
VALDES, Ryan	2013	.000	13	0	7	1	0	0	0	0	0	0	.000	0	0	2	0	0	0	0	1
<b>VAN EYK, CJ</b>	<b>2018</b>	<b>.000</b>	<b>1</b>	<b>0</b>	<b>1</b>	<b>0</b>	<b>0</b>	<b>0</b>	<b>0</b>	<b>0</b>	<b>0</b>	<b>0</b>	<b>.000</b>	<b>0</b>	<b>0</b>	<b>0</b>	<b>0</b>	<b>0</b>	<b>0</b>	<b>0</b>	<b>0</b>
VARNES, Blair	2002	.000	1	0	1	0	0	0	0	0	0	0	.000	0	0	1	0	0	0	0	0
VASQUEZ, Mike	1970-71	.116	7	--	43	5	5	0	1	5	8	8	.186	8	--	7	--	--	--	0	--
VAUGHN, Bob	1955-56	.247	14	12	81	13	20	1	--	0	13	21	.259	--	3	--	--	--	--	1	--
VICKERSON, Nick	2008	.400	13	0	15	4	6	0	0	0	3	6	.400	3	0	4	0	0	0	0	0
VIERO, Gary	1976	.000	1	--	1	0	0	0	0	0	0	0	.000	0	0	1	--	0	0	0	0
VINCENT, Wayne	1966-68	.289	24	--	114	12	33	7	0	4	22	52	.456	6	--	20	--	--	--	0	--
VOYLES, Jim	2014-17	.000	1	0	0	0	0	0	0	0	0	0	--	0	0	0	0	0	0	0	0
WAITS, Bobby	1954, 57	.194	12	--	36	5	7	0	1	0	4	9	.250	5	--	3	--	--	--	1	--
WALBOLT	1960	.333	5	--	3	2	1	0	0	0	0	1	.333	1	--	1	--	--	--	0	--
WALKER, Doug	1959-61	.338	61	--	213	52	72	10	9	0	45	100	.469	34	--	22	--	--	--	4	--
WALLS, Taylor	2015-17	.284	196	196	735	197	209	33	5	14	115	294	.400	178	8	145	15	7	4	31	36
WANICKA, Bob	1959	.188	10	--	16	2	3	0	0	0	2	3	.188	1	--	3	--	--	--	0	--
WARD, Jim	1965	.000	5	--	7	1	0	0	0	0	0	0	.000	1	--	1	--	--	--	0	--
WARDELL, Danny	2003-05	.259	159	95	359	81	93	25	2	21	79	185	.515	56	14	106	4	9	10	4	7
WASDIN, John	1991-92	.000	28	0	0	1	0	0	0	0	0	0	--	1	1	0	--	0	0	0	0
WEAVER	1980	.372	51	--	172	57	64	6	5	18	75	134	.779	39	1	23	--	4	0	28	31
WEAVER, Colby	1992-94	.285	167	116	404	82	115	20	3	9	72	168	.416	58	18	105	--	4	4	11	17
WEAVER, Luke	2014	.000	16	16	0	0	0	0	0	0	0	0	--	0	0	0	0	0	0	0	0
WELLS, Steven	2015-18	.232	176	90	327	75	76	16	1	10	56	124	.379	79	13	88	11	6	5	3	6
WERNKE, Ham	1952-55	.204	22	--	137	33	28	4	1	1	24	37	.270	9	--	6	--	--	0	1	0
WEST, Eddie	1976	.400	15	--	25	8	10	2	0	0	6	12	.480	4	0	3	--	0	0	0	0
WEST, Gage	2014-16	.246	93	38	171	32	42	11	2	3	29	66	.386	22	9	44	3	6	2	1	2
WESTENDICK, Bill	1958-60	.296	57	--	179	45	53	12	1	6	37	85	.475	34	--	27	--	--	--	11	0
WHIDDEN, Chris	2001, 03	.000	6	0	6	0	0	0	0	0	0	0	.000	0	0	0	0	0	0	0	0
WHITAKER, Tom	1967-68	.279	35	--	226	43	63	10	1	4	34	87	.385	44	--	20	--	--	--	5	0
WHITE, Jimmy	1960-61	.319	42	--	163	31	52	6	3	3	29	73	.448	23	--	15	--	--	--	6	0
WHITMER, Bob	1951	.158	6	5	19	4	3	0	0	0	1	3	.158	--	--	--	--	--	--	--	--
WILCOX, Bob	1962, 64-65	.291	85	--	292	57	85	10	1	5	52	112	.384	31	--	42	--	--	--	4	--
WILLIAMS, Denny	1972-73	.262	121	--	413	82	108	56	6	3	53	185	.448	86	1	65	--	0	1	14	11
WILLIAMSON	1962	.364	37	--	154	33	56	10	2	8	32	94	.610	15	--	29	--	--	--	13	--
WILLIAMSON, Billy	1963	.331	30	--	121	19	40	4	0	3	12	53	.438	4	--	19	--	--	--	2	--
WILLIAMSON, Bud	1956	.000	7	0	5	3	0	--	--	0	0	0	.000	--	--	--	--	--	--	--	--
WILLIAMSON, Gary	1963-64	.500	7	--	4	0	2	1	0	0	2	3	.750	0	--	1	--	--	--	0	0
WILSON, Jack	1948-49	.294	17	15	68	10	20	4	1	0	10	26	.382	6	0	13	--	0	--	5	0
WILSON, Paul	1992, 94	.000	40	0	2	0	0	0	0	0	0	0	.000	0	0	2	--	0	0	0	0
WINSTON, Jameis	2013-14	.209	83	37	158	27	33	9	3	0	13	48	.304	30	6	42	2	0	1	2	4
WITT, John	1948-52	.221	17	11	77	9	17	2	1	1	10	24	.312	5	1	5	--	2	1	2	0
WOOD, Howie	1967	.500	--	--	2	0	1	0	0	0	1	1	.500	0	--	1	--	--	--	0	--
WOODS, Willie	1987	.000	2	--	2	0	0	0	0	0	0	0	.000	0	0	0	--	0	0	0	0
WOODWARD, Matt	1995-98	.231	207	105	455	76	105	17	0	0	58	122	.268	80	9	67	3	7	9	7	8
WOODWARD, Woody	1962-63	.337	76	--	279	65	94	17	8	13	68	166	.595	48	--	30	--	--	--	12	0
WOOLEY, Bob	1966	.500	4	--	4	1	2	0	1	0	2	4	1.000	0	--	2	--	--	--	0	--
WYNN, Bob	1953-54	.189	7	--	37	8	7	2	0	0	2	9	.243	--	--	--	--	--	--	0	--
YARBROUGH, Casey	1992	.381	20	1	21	6	8	2	1	0	10	12	.571	0	0	3	--	0	0	0	0
YARNELL, Ed	1966-67	.230	10	--	100	15	23	3	0	2	7	32	.320	12	--	21	--	--	--	0	0
YASTRZEMSKI, Mike	1980-83	.294	279	--	944	244	278	62	12	40	223	484	.513	174	4	76	--	13	5	40	51
YGLESIAS, Manny	1953	.229	22	--	83	16	19	1	0	1	--	23	.277	--	--	--	--	--	--	--	--
YOCUM, David	1994	.500	20	0	2	1	1	0	0	0	0	1	.500	0	0	0	--	0	0	0	0
ZABALA, Jose	1995-98	.312	239	142	539	163	168	28	1	4	82	210	.390	113	46	70	14	6	25	22	30
ZECH, Bryan	2001-03	.283	181	165	598	141	169	36	1	6	88	225	.376	78	37	103	5	11	15	21	30
ZECH, Scott	1995-97	.324	261	241	853	229	276	46	8	17	175	389	.456	119	29	122	9	9	21	82	104
ZEIGLER, Bill	1967	.200	--	--	20	3	4	0	0	0	2	4	.200	5	--	6	--	--	--	1	--
ZEIGLER, Bob	1966	.143	11	--	14	1	2	0	0	0	1	2	.143	3	--	1	--	--	--	0	--
ZERA, Greg	1970-71	.200	7	--	10	1	2	0	0	0	0	2	.200	1	--	2	--	--	--	0	0
ZIMMERMAN	1961	.303	25	--	89	14	27	4	1	2	19	39	.438	8	--	5	--	--	--	3	--
ZIRZOW, Will	2014-18	.500	2	0	2	0	1	0	0	0	0	1	.500	0	0	0	0	0	0	0	0
ZOELLER, Tommy	1983-86	.261	161	--	352	71	92	21	1	11	87	148	.420	52	5	56	--	9	1	7	11
ZYLA, Al	1957	.000	1	--	1	0	0	0	0	0	0	0	.000	0	--	0	--	--	--	0	--



# INDIVIDUAL CAREER STATS - PITCHING

Player	Season	ERA	W	L	APP	GS	CG	SHO	Saves	IP	H	R	ER	BB	SO	2B	3B	HR	WP	HP	BK	SFA	SHA
AHEARN, Tyler	2018	5.50	1	0	11	0	0	0/1	0	18.0	14	12	11	18	13	3	0	2	7	3	0	0	1
ALEXANDER, Bobby	1982	4.12	1	0	8	3	0	0	0	13.1	7	12	6	21	16	2	0	0	6	0	0	--	--
AMMANN, Gene	1968-70	1.43	31	2	44	36	20	3	--	295.1	165	69	47	141	311	--	--	--	--	--	--	--	--
ASH, John	1954-57	1.68	6	4	10	3	0	0	0	64.1	55	48	12	24	35	--	--	--	--	--	--	--	--
ASHMONT, Al	1985	8.71	4	0	10	8	1	0	0	31	26	33	30	42	29	6	0	7	4	5	1	--	--
ATWOOD, Jim	1953-56	1.88	7	8	19	7	4	1	0	129.1	126	46	27	55	81	--	--	--	--	--	--	--	--
AVITABLE, Tony	1955-56	0.37	8	1	14	11	6	1	0	96.7	56	32	4	61	134	--	--	--	--	--	--	--	--
AXON, Don	1957-59	0.00	0	0	2	0	0	0	0	2.2	1	0	0	0	0	--	--	--	--	--	--	--	--
BAILEY, Roger	1990-92	3.27	35	9	55	52	8	1/--	0	333	317	148	121	136	280	18	4	10	13	9	4	--	--
BARINEAU, Mark	1983	0.00	0	0	1	1	0	0	0	1	0	0	0	0	0	0	0	0	0	0	0	--	--
BARTON, Chuck	1964	0.00	0	0	5	--	--	--	--	4.2	4	1	0	3	1	--	--	--	--	--	--	--	--
BASSETT, Joe	1948	0.00	0	0	1	0	0	0	--	1.1	3	3	1	0	--	--	--	--	--	--	--	--	--
BECCACCIO, Al	1962-63	1.76	10	1	15	--	0	--	--	107.1	68	37	21	59	83	--	--	--	--	--	--	--	--
BEDINGFIELD	1977	2.97	0	0	6	0	0	0	0	9.1	8	4	3	3	5	--	--	0	2	0	0	--	--
BELL, Mike	1994-95	3.02	14	4	26	19	3	0/1	0	137.2	152	64	46	51	120	22	5	14	7	9	0	0	6
BENINCASA, Robert	2010-12	3.12	8	4	65	7	0	0/5	16	95.2	78	54	33	37	98	12	1	11	6	4	0	3	3
BENNETT, Daniel	2010-11	2.91	8	2	74	0	0	0/4	18	96	87	69	31	39	98	15	0	5	3	10	0	2	8
BENSON	1960	9.00	0	1	2	--	0	--	--	6	6	6	6	6	3	--	--	--	--	--	--	--	--
BENTLEY, John	1997-2001	3.34	13	3	43	17	1	0/2	2	143	144	72	53	32	93	27	1	249	7	8	4	3	7
BIEGALSKI, Boomer	2015	3.17	7	5	18	17	0	0/0	0	108	84	45	38	38	120	17	0	12	8	8	0	0	9
BIRD, Kyle	2012-13	7.91	0	1	34	0	0	0/4	0	33	41	30	29	30	37	10	1	1	4	5	1	2	2
BLASUCCI, Tony	1983	4.23	4	3	16	10	0	0	1	51.1	49	32	24	36	59	9	0	6	2	2	--	--	--
BLATCH, Taylor	2014-16	7.00	1	0	15	2	0	0/0	0	18	15	14	14	21	13	5	0	1	4	6	0	1	0
BOMBARD, Richard	1979	8.25	2	0	5	2	0	0	0	12	12	11	11	11	9	3	0	1	1	0	--	--	--
BONDANK	1962	0.00	0	0	2	--	0	--	--	2	2	0	0	0	0	--	--	--	--	--	--	--	--
BOXER, Jerry	1956-57	2.07	8	3	16	9	5	3	1	78.2	43	23	18	53	102	--	--	--	--	--	--	--	--
BOYD, LaDon	1967	2.33	10	1	11	10	8	2	--	85	74	27	22	24	70	--	--	--	--	--	--	--	--
BRADY, Mike	1987-90	2.86	11	3	51	4	0	0	7	135.2	152	59	43	42	144	--	--	9	13	9	1	--	--
BRETZ, Mike	1976-78	4.54	7	3	20	17	3	0	0	99.1	87	61	50	58	62	1	0	6	13	4	0	--	--
BRISTOL, Jack	1956-58	1.38	13	5	27	10	9	2	0	156.2	118	62	24	55	137	--	--	--	--	--	--	--	--
BROCK, Chris	1992	0.00	0	0	1	0	0	0/--	0	1	0	0	0	0	2	0	0	0	0	0	0	--	--
BROOKS, Kevin	1978	5.33	4	1	23	0	0	0	3	27	26	17	16	17	11	1	1	2	1	3	--	--	--
BROOKS, Marty	1966	2.30	3	0	13	--	--	--	--	43.1	40	17	11	16	37	--	--	--	--	--	--	--	--
BROWN, Dave	1973-74	4.49	1	2	18	0	0	0	2	32.1	36	23	16	15	20	--	--	1	3	1	0	--	--
BROWN, Forrest	1954	--	2	1	4	--	--	--	--	19	16	--	--	7	15	--	--	--	--	--	--	--	--
BROWN, Pete	1985	3.87	1	2	22	0	0	0	3	37.2	38	25	16	15	25	7	3	4	1	1	0	--	--
BROWNING, Barret	2005-06	4.49	11	6	47	26	0	0/2	0	156.2	185	92	78	79	123	26	4	11	8	25	1	6	13
BUCKLEY, Tye	2010-11	2.00	0	0	36	0	0	0/3	0	27	14	10	6	20	21	4	0	1	6	2	0	0	2
BULLOCK, Wallace	1951	--	0	0	1	0	0	--	--	8	10	5	--	2	0	--	--	--	--	--	--	--	--
BURGE, Travis	2006-07	4.14	2	1	54	0	0	0/4	2	63	64	34	29	23	61	13	1	4	5	9	0	1	3
BURKHEAD, Kenny	2013-14	7.96	1	0	17	2	0	0/1	0	18.1	26	17	16	11	11	10	0	2	2	0	0	0	1
BURT, Royce	1949	--	0	4	6	3	2	0	--	36.2	29	22	--	28	24	--	--	--	--	--	--	--	--
BUSCH, Brian	2009-12	4.34	18	7	94	29	0	0/6	1	261	244	170	126	118	207	48	4	22	16	27	1	13	26
BUTLER, Steve	1994-95	4.49	0	2	29	0	0	0/0	4	38.1	36	24	19	27	32	5	1	4	2	2	0	0	0
BYERLY, Rod	1987-88	3.14	14	7	45	24	3	0	5	189.1	184	88	66	42	154	--	--	18	8	1	0	--	--
BYRD, Alec	2014-17	3.75	11	4	101	4	0	0	1	124.2	114	60	52	51	130	17	2	13	9	12	0	3	7
CALHOUN, Howard	1948	--	4	3	9	7	5	1	--	63.1	44	46	--	46	71	--	--	--	--	--	--	--	--
CAMPOSANO, Ed	1968	14.12	1	0	3	0	0	0	--	5.1	9	8	8	4	2	--	--	--	--	--	--	--	--
CANNON, Eddie	2003-04	4.04	9	8	43	20	1	0/5	1	147	147	87	66	25	133	26	2	14	6	14	1	4	4
CAPPLEMAN, Bill	1967	9.00	0	0	2	0	0	0	--	3	4	4	3	3	1	--	--	--	--	--	--	--	--
CAREY, Brooks	1976-78	3.66	23	10	52	25	14	3	6	214	203	107	87	100	188	17	3	14	11	10	1	--	--
CARLTON, Drew	2015-17	3.48	18	12	71	30	1	1	7	227.1	234	105	88	57	194	49	3	14	5	18	1	5	23
CASTELLANOS, Kris	2009	13.50	0	0	3	0	0	0/0	0	2	1	3	3	5	2	0	0	1	1	0	0	0	1
CHAMBERS, Brian	2004-07	4.22	6	3	90	3	0	0/3	1	115.1	127	71	54	43	80	23	1	7	7	12	4	5	7
CHAMBLISS, Tyler	2004-06	2.92	23	8	85	19	1	0/2	16	206.2	173	100	67	92	231	23	1	9	19	24	1	1	22
CHAVEZ, Chris	1996-99	3.56	24	10	109	24	4	1/2	13	296.1	260	138	117	161	312	38	3	367	16	33	0	4	12
CHODATE, Randy	1995-97	3.24	29	7	56	40	10	1/1	1	305.1	273	134	110	94	281	44	2	584	14	24	1	9	24
CLEVELAND, Al	1970	2.73	1	0	8	0	0	--	--	13.2	8	4	4	10	12	--	--	--	--	--	--	--	--
COLE, Chester	1966	7.50	1	0	7	--	--	--	--	13.2	14	15	11	14	8	--	--	--	--	--	--	--	--
COLES, Robby	2013	3.50	4	2	30	0	0	0/2	9	36	30	14	14	16	35	5	1	2	2	3	1	1	0
COLTZIE, Rick	1972	4.69	5	4	13	9	2	--	1	67.2	69	51	35	60	33	--	--	--	--	--	--	--	--
COMPTON, Mike	2012, 14-16	3.53	28	12	61	58	2	2/5	0	306.0	327	148	120	78	216	62	11	17	2	19	2	9	20
COX, Sam	1948-49	--	3	1	5	5	3	0	--	33.1	36	27	--	14	15	--	--	--	--	--	--	--	--
CRAWFORD, Wes	1998	3.39	9	3	18	18	2	1/0	0	122.2	117	56	46	48	82	15	2	8	7	8	2	4	7

# INDIVIDUAL CAREER STATS - PITCHING



Player	Season	ERA	W	L	APP	GS	CG	SHO	Saves	IP	H	R	ER	BB	SO	2B	3B	HR	WP	HP	BK	SFA	SHA
CREELY, Ken	1964-65	3.85	6	2	30	--	--	--	--	63.1	50	34	27	44	34	--	--	--	--	--	--	--	--
CRUZ, Charlie	1992-95	2.78	11	6	73	20	2	0/1	5	207	184	81	64	107	233	25	1	9	14	13	0	2	3
DAHLEN, Dave	1963-64	2.95	0	1	3	--	--	--	--	6.1	6	2	2	0	2	--	--	--	--	--	--	--	--
DANIEL, Jim	1959-61	3.35	12	3	21	--	2	--	--	137	128	69	51	60	110	--	--	--	--	--	--	--	--
DAVIDSON, Daniel	2002-03	3.21	16	0	49	13	1	0	0	129.1	121	51	46	34	120	23	0	6	3	9	1	3	9
DAVIS, Bret	1988	2.47	7	4	23	0	0	--	2	80.1	78	37	22	29	77	--	--	3	3	2	0	--	--
DAVIS, Frank	1959-61	2.36	21	6	37	--	9	--	--	233.1	209	90	61	44	180	--	--	--	--	--	--	--	--
DAVIS, Hunter	2004	7.91	0	0	21	0	0	0/0	0	18.2	24	17	16	15	11	1	1	0	0	2	0	1	0
DAVIS, Josh	1996	5.93	0	1	10	0	0	0/1	0	9.1	6	8	6	11	16	2	0	0	6	3	0	0	2
DAVIS, Mike	1996	2.28	6	1	20	9	0	0/0	0	59.2	43	27	15	43	56	3	1	5	1	10	1	2	1
DAVIS, Tim	1991-92	2.69	18	6	48	10	4	1/0	10	184	134	61	55	61	233	11	1	9	10	10	0	--	--
DAVIS, Tommy	1962, 64	7.71	0	1	6	--	0	--	--	14	15	13	12	10	14	--	--	--	--	--	--	--	--
DEISE, Alex	2015-16	3.72	1	0	12	0	0	0/0	0	19.1	16	9	8	6	16	2	1	2	2	3	1	1	1
DeLOACH, Don	1978	5.73	2	2	8	4	1	0	0	33	31	24	21	23	38	1	1	4	3	23	--	--	--
DIAZ, Zach	1996-99	3.72	13	9	116	5	0	0/4	6	208.1	195	98	86	64	170	36	1	303	8	9	1	8	17
DiBLASI, Matt	2003-06	3.65	1	3	106	0	0	0/4	4	101.1	98	49	41	34	100	31	2	2	4	13	1	1	4
DiBLASI, Mike	1997-2000	3.08	6	3	98	0	0	0/5	16	105.1	77	45	36	74	151	11	3	140	11	11	0	5	3
DODGE, Kevin	1981-82	3.48	0	0	13	0	0	0	0	18.1	15	8	7	3	17	3	0	2	1	0	0	--	--
DREVIS, Jay	1984	24.55	0	0	1	0	0	0	0	1.1	3	3	3	1	1	0	0	0	0	0	0	--	--
DROBINE, Chip	1986	4.50	0	0	1	0	0	0	--	2	3	1	1	1	2	0	0	0	0	--	--	--	--
DROHAN, Roger	1949	--	2	1	4	3	1	0	--	25.2	33	15	--	7	16	--	--	--	--	--	--	--	--
<b>DROHAN, Shane</b>	<b>2018</b>	<b>20.77</b>	<b>0</b>	<b>0</b>	<b>6</b>	<b>0</b>	<b>0</b>	<b>0/1</b>	<b>0</b>	<b>4.1</b>	<b>3</b>	<b>10</b>	<b>10</b>	<b>10</b>	<b>1</b>	<b>0</b>	<b>0</b>	<b>2</b>	<b>2</b>	<b>2</b>	<b>0</b>	<b>0</b>	<b>0</b>
DUNBAR, Matt	1987-90	3.07	9	2	57	4	0	0	4	123.1	96	48	42	71	153	--	--	2	7	9	2	--	--
DUNN, Chris	1986	4.82	0	0	7	0	0	0	--	11.2	14	6	6	7	11	1	0	0	2	--	--	--	--
DURDEN, Andrew	2010	7.91	0	1	11	0	0	0/1	0	9.1	12	8	8	5	8	2	0	0	0	3	0	0	0
EATON, Craig	1975-76	2.86	8	8	23	16	6	1	1	126	100	55	40	61	91	--	--	6	8	2	0	--	--
ECHOLS, Frank	1961-63	3.77	3	2	16	--	0	--	--	31	25	14	13	21	15	--	--	--	--	--	--	--	--
EIGL, Rudy	1957-58	5.40	1	0	8	0	0	0	0	10	9	6	6	7	8	--	--	--	--	--	--	--	--
EVERETT, Tyler	2008-11	4.22	4	2	75	4	0	0/3	5	132.1	137	90	62	62	95	28	1	9	5	18	1	5	5
FAIREL, Matt	2007-08	3.60	14	2	39	18	0	0/2	1	145.1	135	68	58	52	126	33	3	8	6	9	1	1	6
FARMER, Terry	1973-74	2.64	16	5	33	29	10	0	0	184	147	79	54	106	120	--	--	6	9	4	2	--	--
FERGUSON, John	1969-70	1.60	5	3	21	4	2	0	--	56.2	45	15	10	20	54	--	--	--	--	--	--	--	--
FERNALD, Dave	1971-73	3.58	19	9	38	31	6	0	1	211.1	197	107	84	130	163	--	--	0	0	3	2	--	--
FERRAR, Butch	1962-63	10.76	1	1	7	--	0	--	--	9.2	16	14	11	12	2	--	--	--	--	--	--	--	--
FERRARO, Carl	1981	4.50	1	0	4	1	0	0	0	8	5	6	4	8	7	0	0	0	3	0	--	--	--
FINNVOLD, Gar	1989-90	2.70	25	7	39	37	11	0/0	1	270.2	233	105	81	82	250	--	--	11	11	6	0	--	--
FISCHER, Ken	1979-81	4.65	20	5	60	28	4	3	4	207.2	242	132	107	111	127	39	7	19	11	3	--	--	--
FLAKE, Robin	1970-71	3.87	6	5	16	12	2	0	0	72.1	57	40	31	49	59	--	--	--	--	--	--	--	--
FOLSOM, Taylor	2015	3.86	2	0	15	0	0	0/0	1	14	17	9	6	12	11	4	0	0	3	2	0	2	0
FOX, Ray	1976, 78	4.58	5	2	13	6	1	0	0	45.2	64	36	23	17	21	15	0	8	4	0	--	--	--
FRANCIS, Ben	2008-09	8.96	1	0	24	0	0	0/0	0	23.1	36	28	23	18	13	5	0	4	3	2	0	2	1
FRANK, Ed	1972	6.84	1	0	20	1	0	--	3	25	36	27	19	25	16	--	--	--	--	--	--	--	--
FRASER, Ron	1954-59	2.78	4	2	10	1	2	0	0	42.1	44	30	13	16	22	--	--	--	--	--	--	--	--
FREEMAN, Clem	1981	5.53	7	2	16	15	2	0	0	86.2	104	56	53	32	65	13	3	15	2	4	--	--	--
FULLER, Bill	1970-73	2.58	26	11	55	36	7	1	2	293.1	279	125	84	77	240	--	--	7	1	0	3	--	--
GAGNON, John	1980	5.54	3	0	13	0	0	0	0	26	25	16	16	17	25	4	0	5	3	1	--	--	--
GARCIA, Tommy	1955-58	1.96	16	4	25	12	8	2	0	188	150	76	41	56	147	--	--	--	--	--	--	--	--
GARRETT, Lin	1967-68	2.79	9	3	22	16	2	1	--	119.2	96	53	37	76	105	--	--	--	--	--	--	--	--
GAST, John	2008-10	4.97	12	7	63	16	0	0/1	0	123.1	141	88	68	60	102	21	2	9	14	19	2	1	10
GEIST, Evan	2012	18.00	0	0	2	0	0	0/1	0	1	2	2	2	1	0	0	0	0	0	0	0	0	0
GELMINE, Steve	1982-85	5.09	12	4	56	25	3	1	0	166.1	180	126	94	123	143	24	5	16	27	5	1	--	--
GILBERT, Mark	1975	1.29	1	0	2	1	0	0	0	7	5	1	1	5	6	--	--	--	0	1	0	--	--
GILMARTIN, Sean	2009-11	3.93	33	13	56	50	3	0/3	1	330	307	213	144	92	321	58	3	35	20	17	2	15	15
GINN, Chris	1998-2001	2.87	8	3	91	5	1	1/3	2	116	95	41	37	55	106	16	0	9	8	16	1	1	4
<b>GRADY, Conor</b>	<b>2018</b>	<b>4.34</b>	<b>4</b>	<b>3</b>	<b>22</b>	<b>0</b>	<b>0</b>	<b>0/1</b>	<b>2</b>	<b>29.0</b>	<b>20</b>	<b>14</b>	<b>14</b>	<b>21</b>	<b>33</b>	<b>5</b>	<b>1</b>	<b>4</b>	<b>1</b>	<b>1</b>	<b>0</b>	<b>1</b>	<b>1</b>
GRAHAM, Caleb	2006-07	4.17	1	2	23	3	0	0/3	1	41	37	31	19	23	39	11	0	3	3	4	0	1	3
GRAY, Jeff	1981-84	3.83	28	13	75	46	8	2	4	338	351	193	144	88	214	58	11	41	8	7	0	--	--
GREGORY, Brad	1989-90	2.98	12	5	50	19	4	1/--	12	178.2	178	78	59	46	164	--	--	12	6	6	1	--	--
GROMEK, Carl	1969-70	2.05	5	0	18	5	1	0	--	57	47	17	13	32	33	--	--	--	--	--	--	--	--
GUEMPLE, Randy	1972-73	3.77	0	0	35	0	0	--	2	43	38	26	18	27	19	--	--	0	0	0	0	--	--
<b>HANEY, Chase</b>	<b>2016-18</b>	<b>3.52</b>	<b>8</b>	<b>2</b>	<b>64</b>	<b>0</b>	<b>0</b>	<b>0</b>	<b>0</b>	<b>64</b>	<b>60</b>	<b>31</b>	<b>25</b>	<b>27</b>	<b>63</b>	<b>15</b>	<b>0</b>	<b>2</b>	<b>2</b>	<b>11</b>	<b>1</b>	<b>5</b>	<b>5</b>
HANSELMAN, Dave	1984	7.46	0	0	15	0	0	0	0	18.1	23	17	15	25	19	5	0	3	2	1	0	--	--
HARBAUGH, Don	1970-71	4.60	5	1	17	4	1	0	0	37.2	27	25	19	31	31	--	--	--	--	--	--	--	--
HARRELL, Todd	1994	8.57	0	0	3	0	0	0/--	0	2.1	2	4	2	3	2	1	0	0	1	2	0	--	--



# INDIVIDUAL CAREER STATS - PITCHING

Player	Season	ERA	W	L	APP	GS	CG	SHO	Saves	IP	H	R	ER	BB	SO	2B	3B	HR	WP	HP	BK	SFA	SHA
HARRIS, Bryan	1991-93	3.77	16	10	56	24	2	0/--	1	193.2	180	94	81	95	200	24	3	7	14	9	5	--	--
HARTMAN, Bob	1951	--	2	1	3	3	3	--	--	26	21	8	--	3	7	--	--	--	--	--	--	--	--
HATCHER, Rick	1979-81	3.56	20	8	60	23	12	2	5	225.1	224	113	89	74	134	35	4	15	8	12	--	--	--
HAWKINS, Chuck	1965-66	4.96	4	3	22	--	--	--	--	78	78	48	43	31	67	--	--	--	--	--	--	--	--
HAWKINS, Larry	1962	5.20	3	2	9	--	1	--	--	50.2	62	44	29	36	36	--	--	--	--	--	--	--	--
HAYNES, Marvin	1952	--	0	0	2	--	--	--	--	6	6	4	--	4	9	--	--	--	--	--	--	--	--
HEHEMANN, George	1953-56	2.58	8	2	19	5	2	0	1	94.1	87	31	27	33	21	--	--	--	--	--	--	--	--
HELM, Jim	1966-68	2.57	3	1	23	1	0	0	--	56	44	25	16	20	44	--	--	--	--	--	--	--	--
HENRY, Bryan	2005-07	2.60	32	9	53	47	1	0/5	0	322.1	272	111	93	75	273	47	3	24	2	24	5	5	13
HENSON, Tom	1969-70	1.29	7	2	17	7	2	0	--	70	59	17	10	33	44	--	--	--	--	--	--	--	--
HERRING, Ron	1973-74	3.66	10	9	33	24	8	2	2	167.2	145	85	68	90	157	--	--	9	9	3	2	--	--
HIGGINBOTHAM, Wally	1953	2.73	4	2	11	2	1	0	1	46.2	37	22	14	48	--	--	--	--	--	--	--	--	--
HILL, Jeff	1967-69	1.84	5	3	21	8	5	1	--	83.1	78	36	17	14	56	--	--	--	--	--	--	--	--
HITT, Chris	1995	9.00	0	0	2	0	0	0/0	0	1	1	6	1	5	1	1	0	0	1	0	0	0	1
HODGES, Daniel	2000-03	2.56	14	6	127	0	0	0/6	31	221.1	225	89	63	46	182	30	3	16	4	9	3	9	10
HOHNE, Jerry	1958-60	3.56	1	4	22	--	1	--	--	58.2	51	49	23	43	47	--	--	--	--	--	--	--	--
HOLLOWAY, Rick	1978-79	5.21	8	6	25	23	4	0	0	114	110	76	66	91	71	16	2	10	17	10	--	--	--
HOLTMANN, Bryant	2012-15	3.55	16	2	80	16	0	0/5	0	162.1	157	73	64	62	102	26	1	9	9	13	3	5	9
HOLTON, Tyler	2016-18	2.44	13	7	37	29	2	1/2	1	191.2	138	74	52	65	234	28	1	13	18	19	0	3	10
HORNE, Bill	1973-74	2.30	4	4	20	12	3	0	2	86.1	59	34	22	52	76	--	--	0	7	3	0	--	--
HOWELL, Chuck	1994-97	4.00	22	5	87	26	3	0/2	7	245	253	133	109	73	205	44	3	377	14	18	1	4	9
HOWELL, Eddie	1965-66	2.06	9	3	25	--	--	--	--	109	61	38	25	53	106	--	--	--	--	--	--	--	--
HOWELL, Marty	1962-64	4.23	8	10	27	--	0	--	--	134	139	84	63	65	101	--	--	--	--	--	--	--	--
HOWELL, Wayne	1948	--	1	2	4	3	1	0	--	22.2	20	22	--	25	14	--	--	--	--	--	--	--	--
HUBBARD, Jason	1998-99	0.00	0	0	4	0	0	0/0	0	4	1	0	0	2	4	0	0	0	0	2	0	0	0
HUDSON, Scott	1997, 99	11.61	0	0	8	0	0	0/1	0	6.2	7	11	8	14	8	1	0	23	0	0	0	0	1
HUNT, Monroe	1964	4.26	1	1	6	--	--	--	--	19	23	12	9	8	7	--	--	--	--	--	--	--	--
<b>HUTCHINSON, Gage</b>	<b>2018</b>	<b>11.70</b>	<b>1</b>	<b>0</b>	<b>10</b>	<b>0</b>	<b>0</b>	<b>0</b>	<b>0</b>	<b>10.0</b>	<b>20</b>	<b>16</b>	<b>13</b>	<b>7</b>	<b>12</b>	<b>4</b>	<b>0</b>	<b>2</b>	<b>1</b>	<b>4</b>	<b>0</b>	<b>1</b>	<b>1</b>
HYDE, Michael	2005-07	4.03	26	5	57	44	1	1/2	1	248	251	133	111	93	181	44	1	20	10	25	0	7	20
JAMES, Rhett	2003-04	3.39	12	7	65	9	1	1/3	3	154.1	137	74	58	57	152	18	0	10	10	14	2	7	6
JARVIS, Trenton	2005, 07-08	8.82	0	0	19	0	0	0/0	0	10.2	15	14	10	11	13	5	0	0	4	5	0	0	0
JERNIGAN, Karl	2000-01	0.00	2	0	9	0	0	0/1	0	7.2	5	3	0	1	7	2	0	1	1	2	0	0	0
JOHNSON, Barry	1988-89	5.10	1	0	16	1	0	0/1	1	30	30	18	17	15	22	0	0	6	1	2	1	--	--
JOHNSON, Brandon	2011-14	4.33	2	1	46	0	0	0/2	1	54.1	57	31	26	17	34	7	1	3	4	4	2	3	2
JOHNSON, Cobi	2015-18	5.49	3	3	40	9	0	0/1	1	82.0	75	58	50	45	91	14	1	11	11	8	1	3	3
JOHNSON, Jonathan	1993-95	2.63	34	5	57	52	12	4/1	1	363.1	276	125	106	162	391	39	5	20	38	23	2	0	7
JONES, Greg	1978	8.11	0	1	6	0	0	0	0	12.2	21	12	11	7	4	3	0	2	1	0	--	--	--
JONES, Hunter	2003-05	4.20	9	5	57	26	1	0/4	0	167	175	103	78	47	139	30	1	19	5	17	0	8	9
JONES, Larry	1974-77	2.40	38	10	62	54	21	9	1	390.1	266	151	104	228	336	--	--	6	36	12	1	--	--
JORDAN, Hayden	2013	18.00	0	0	1	0	0	0/0	0	1	4	2	2	0	1	0	0	0	0	1	0	0	0
KANELL, Danny	1993	12.27	0	0	3	0	0	0/--	0	2.2	3	3	0	3	1	0	0	0	3	0	--	--	--
KARP, Andrew	2016-18	4.44	11	8	43	29	2	1/4	0	162.1	165	91	80	41	175	30	1	21	5	16	1	2	7
KEELER, Jay	1980-82	3.32	18	8	53	21	2	0	7	179	158	95	66	105	120	23	6	5	10	12	0	--	--
KEITH, John	1971	5.56	0	0	8	0	0	0	1	8.1	10	5	5	9	5	--	--	--	--	--	--	--	--
KELLER, Clyde	1988-89	3.20	23	5	41	29	6	3/0	3	202.2	185	91	72	67	204	--	--	17	8	6	5	--	--
KELLEY, Mike	1974-75	2.78	10	4	34	8	2	3	7	97	43	34	30	18	74	--	--	2	2	4	2	--	--
KELLY, David	1998	8.18	0	0	19	0	0	0/3	0	13.2	12	14	12	15	10	4	0	2	4	1	0	0	0
KENNEY, Fred	1956-58	3.59	4	4	23	4	1	0	1	70.2	67	46	28	34	48	--	--	--	--	--	--	--	--
KIMBALL, Ricky	1988-91	3.12	23	9	113	21	5	1/0	32	280	246	124	97	119	307	--	--	10	19	15	1	--	--
KINNEY, Matthew	2016	2.49	3	0	27	0	0	0/0	0	25.1	16	7	7	12	16	1	0	1	4	9	0	1	1
KNIGHT, Godfrey	1948, 50	--	1	3	10	7	0	0	--	35.1	40	39	--	29	35	--	--	--	--	--	--	--	--
KOVENSKY, Steve	1986-87	5.67	6	1	45	2	0	0	3	76.2	94	54	48	41	70	8	0	9	11	1	--	--	--
KULL, Bob	1963-64	3.48	2	0	16	--	--	--	--	49.2	51	24	19	15	20	--	--	--	--	--	--	--	--
<b>KWIATKOWSKI, Clayton</b>	<b>2017-18</b>	<b>2.94</b>	<b>5</b>	<b>1</b>	<b>44</b>	<b>1</b>	<b>0</b>	<b>0</b>	<b>2</b>	<b>67.1</b>	<b>52</b>	<b>25</b>	<b>22</b>	<b>33</b>	<b>71</b>	<b>9</b>	<b>2</b>	<b>6</b>	<b>5</b>	<b>8</b>	<b>1</b>	<b>4</b>	<b>3</b>
LaMACCHIA, Marc	2001-03	3.65	17	4	36	25	0	0	0	158	160	75	64	49	133	30	0	13	10	17	3	4	4
LANGFORD, Rick	1973	0.00	0	1	2	0	0	--	0	3.2	3	1	0	1	2	--	--	0	0	0	--	--	--
LANIER, T.J.	1949-50	--	3	1	9	2	1	0	--	37.2	41	16	--	10	13	--	--	--	--	--	--	--	--
LEDBETTER, David	1982	7.20	0	0	10	0	0	0	0	10	7	10	8	13	13	2	0	3	4	0	0	--	--
LEDBETTER, Jeff A.	1982-84	4.49	6	1	31	9	1	0	0	90.2	83	52	45	58	58	13	2	10	9	3	2	--	--
LEDBETTER, Jeff S.	1979-82	4.95	11	2	23	18	1	0	0	98.1	87	62	54	56	79	11	1	7	12	0	2	--	--
LEE, Mike	1986	1.98	2	0	15	0	0	0	--	18.2	15	9	4	7	16	5	0	1	0	--	--	--	--
LEIBRANDT, Brandon	2012-14	3.13	22	8	41	41	2	0/2	0	227.1	209	92	79	68	190	45	3	13	10	10	1	4	18
LEVY, Loren	1984	4.83	0	0	19	0	0	0	1	26.1	28	16	14	14	14	7	0	2	3	2	0	--	--
LEWIS, Jimmy	1991	4.61	9	2	15	15	1	1/--	0	76.2	73	42	39	45	83	--	--	--	13	2	0	--	--

# INDIVIDUAL CAREER STATS - PITCHING



Player	Season	ERA	W	L	APP	GS	CG	SHO	Saves	IP	H	R	ER	BB	SO	2B	3B	HR	WP	HP	BK	SFA	SHA
LEWIS, Richie	1985-87	3.20	38	12	86	40	16	1	7	382.2	280	181	136	232	520	29	4	36	43	14	1	--	--
LITTLE, Doug	1983-86	3.48	49	18	90	78	22	4	0	549	533	287	212	178	370	81	11	49	22	11	0	--	--
LIZZMORE, LaWhit	1991-92	2.45	3	0	22	3	0	0/0	2	55	53	16	15	24	36	2	2	2	3	1	1	--	--
LOCKARD, Ed	1950-53	0.73	15	2	28	13	8	0	0	184.2	133	107	15	129	131	--	--	--	--	--	--	--	--
LOFTIN, Jim	1963	6.25	0	1	2	--	--	--	--	7.2	5	6	5	10	5	--	--	--	--	--	--	--	--
LONG, Brad	1978-79	3.21	3	0	4	2	0	0	0	11.2	12	5	4	7	7	0	0	1	0	0	--	--	--
LONG, Max	1953-56	1.17	19	7	25	9	5	1	0	208	180	54	27	81	117	--	--	--	--	--	--	--	--
LORD, Justin	2001	3.29	2	3	30	0	0	0	11	30.1	39	18	11	9	34	7	0	2	1	1	0	1	1
LOTT, George	1968-69	1.84	11	2	16	11	10	2	--	98	77	27	20	15	79	--	--	--	--	--	--	--	--
LOYND, Mike	1983-86	3.44	45	10	74	58	8	3	1	395.2	348	197	151	173	417	67	5	32	26	7	4	--	--
LYNCH, Kevin	2002-05	3.07	36	10	155	19	1	1/7	6	275.2	268	126	94	85	249	57	3	24	2	16	1	9	9
LYNCH, Matt	2000-02	3.52	29	4	60	43	4	2/1	1	286	295	141	112	97	245	61	1	23	15	13	3	8	18
MADDEN, Corben	2010	9.00	0	0	4	0	0	0/0	0	2	3	2	2	6	2	0	0	0	0	0	0	0	0
MADISON, Rick	1959	0.00	0	0	1	--	0	--	--	2	1	0	0	3	0	--	--	--	--	--	--	--	--
MALPHRUS	1963	8.18	0	0	1	--	--	--	--	1.1	2	1	1	1	0	--	--	--	--	--	--	--	--
MANASA, Brandon	2004-05	4.29	0	0	3	0	0	0/0	0	4.2	3	2	2	5	0	0	0	0	0	0	0	0	0
MARKS, Steve	1965-66	2.17	7	0	13	--	--	--	--	54	45	16	13	24	29	--	--	--	--	--	--	--	--
MARSH, Brent	2006	2.49	3	1	29	0	0	0/0	1	36.2	23	12	10	10	25	4	0	3	2	2	0	2	4
MARSHALL, Jimmy	2006-09	3.38	11	5	108	2	0	0/5	12	136	122	62	51	86	142	20	2	4	10	14	0	11	6
MARTIN Jr., Mike	1994	0.00	0	0	1	0	0	0/--	0	1	0	0	0	0	1	0	0	0	0	0	0	--	--
MASTIN, Steve	1968	1.27	11	0	15	11	8	2	--	106	82	18	15	22	115	--	--	--	--	--	--	--	--
MAYER, Bob	1974-76	2.33	8	0	21	13	3	2	0	104.2	56	39	27	93	78	--	--	2	10	4	0	--	--
McCORKEL, Shawn	1997	0.00	0	0	1	0	0	0/0	0	0.2	0	0	0	0	0	0	0	2	0	0	0	0	0
McCUNE, John	1965	6.69	2	0	10	--	--	--	--	12.1	12	14	9	12	14	--	--	--	--	--	--	--	--
McDONALD, Jon	1998-2000	3.94	31	12	60	55	4	0/3	0	338	319	188	148	156	320	53	4	25	34	27	7	8	22
McGEE, Mike	2008-11	4.27	21	7	65	30	0	0/3	18	194.1	161	115	92	117	178	29	1	23	20	12	0	6	2
McKNIGHT	1977	0.00	0	0	1	0	0	0	0	1	1	0	0	0	1	--	--	0	0	0	0	--	--
McLEOD, Mike	1975-77	3.00	11	3	28	18	5	2	2	126.1	94	60	42	72	86	--	--	4	8	5	0	--	--
McNEESE, John	1991	9.89	0	0	5	0	0	0/--	0	9.1	12	11	10	7	8	--	--	--	4	4	1	--	--
McQUEEN, Barry	1971	2.09	3	3	12	8	1	1	1	56	38	20	13	29	45	--	--	--	--	--	--	--	--
McSHANE, Ray	1960-62	3.77	10	5	24	--	5	--	--	136	132	86	57	67	104	--	--	--	--	--	--	--	--
MERIAN, Gary	2011	4.50	6	2	13	7	0	0/1	0	38	42	42	19	13	26	8	0	3	0	2	0	2	3
MILLER, Jim	1976-77	4.89	1	0	14	0	0	0	0	22.1	13	13	12	18	16	--	--	1	2	0	0	--	--
MILLER, Justin	2002	4.93	0	0	17	0	0	0	0	20.1	21	17	11	10	15	1	1	1	4	1	1	0	0
MILLER, Peter	2011-14	4.53	14	8	49	30	0	0/4	1	145.1	140	79	73	87	137	30	3	7	21	14	5	6	9
MILLER, Tim	1994	5.21	1	0	8	1	0	0/--	0	12.1	11	8	7	11	12	4	1	0	4	1	0	--	--
MOREYA, Al	1983	13.17	0	0	8	0	0	0	0	4.1	8	9	6	8	3	2	0	2	2	2	--	--	--
MORGAN, Steven	1993-96	3.18	25	9	75	36	3	1/3	2	269.1	248	113	95	98	197	40	2	19	11	27	0	4	6
MORGAN, Todd	1982-84	5.34	7	4	47	13	1	0	8	116.2	122	78	69	55	92	23	8	16	9	2	0	--	--
MOYER, Mitch	1974-75	2.25	0	0	7	0	0	0	0	8	5	3	2	7	1	--	--	1	0	0	0	--	--
MURRAY, Don	1964-65	3.28	2	1	7	--	--	--	--	30.2	27	17	11	22	17	--	--	--	--	--	--	--	--
NEDEAU, John	1990-92	2.24	3	1	47	0	0	0/0	7	64.2	59	26	16	22	60	4	1	1	3	6	0	--	--
NEDEAU, Steve	1993	1.88	3	3	23	0	0	0/--	3	43	24	12	9	15	35	5	0	0	3	2	0	--	--
NEDIN, Tim	1989	3.23	6	5	19	8	1	0/0	0	78.1	59	30	28	37	92	--	--	5	11	8	1	--	--
NEGRON, Oscar	1975	0.00	0	0	1	0	0	1	0	1	1	0	0	1	1	--	--	--	0	0	0	--	--
NEILL, Stephen	1996	2.47	0	0	16	0	0	0/1	0	18.2	12	7	5	10	17	1	0	1	1	2	0	1	0
NELSON, Carl	1958-60	3.56	3	4	16	--	1	--	--	58.2	41	42	23	44	53	--	--	--	--	--	--	--	--
NEWLIN, Jason	2002	12.00	0	0	3	0	0	0	0	3	7	5	4	1	3	2	0	1	0	0	0	1	0
NICHOLAS, John	1975-76	3.59	3	1	18	0	0	1	3	25.1	20	12	10	17	15	--	--	2	2	2	0	--	--
NICHOLS, Joe	1976-79	3.08	9	0	37	6	1	4	0	99.2	99	54	34	41	72	8	1	8	11	1	0	--	--
NIELSEN, Jerry	1987-88	4.13	14	5	34	30	5	0	0	170	178	103	78	99	170	--	--	11	18	2	0	--	--
NILES, Randy	1995-97	4.69	14	6	58	18	0	0/3	5	163.2	181	102	85	83	186	30	3	432	17	15	1	4	6
NOLAN, Connor	2011	4.29	0	0	4	0	0	0/0	0	2.1	2	2	1	3	2	0	0	0	0	0	0	0	0
O'BRIEN, Danny	1973-75	2.25	26	12	59	30	16	3	8	288.1	220	105	72	113	255	--	--	4	13	15	2	--	--
OCHS, Stephen	2005	5.11	0	0	11	0	0	0/0	0	14.1	21	9	8	7	11	1	0	0	3	1	0	0	1
O'DELL, Bo	2007-09	4.74	11	4	45	15	0	0/33	0	112	128	67	59	43	78	27	1	13	6	11	0	6	6
OLSON, Phil	1993-95	3.42	12	7	85	10	1	1/1	15	155.1	129	71	59	78	161	18	2	10	18	16	0	0	5
OPPENHEIM, Steve	1972	4.50	0	0	5	0	0	--	0	6	9	3	3	1	--	--	--	--	--	--	--	--	--
OSBURN, Pat	1970	0.93	12	2	18	17	6	--	--	126.2	73	23	13	61	154	--	--	--	--	--	--	--	--
OWEN, Dan	1975-76	2.89	9	0	13	8	2	2	0	59.2	46	22	19	29	28	--	--	2	6	8	0	--	--
PAINTER, Gary	1989-90	3.62	7	2	21	15	0	0/0	0	82.1	87	42	33	31	80	--	--	5	6	2	1	--	--
PARKER, Geoff	2008-10	4.67	16	5	77	24	0	0/0	4	206	204	123	107	101	193	40	2	21	26	27	1	8	13
PARRISH, Drew	2017-18	3.44	11	4	35	31	3	0/3	0	198.2	151	87	76	66	221	27	2	18	7	14	1	6	6
PEARSON, Brent	2001	5.25	1	0	11	0	0	0	0	12	11	7	7	9	10	1	0	0	1	0	1	1	0

# FSU INDIVIDUAL CAREER STATS - PITCHING

Player	Season	ERA	W	L	APP	GS	CG	SHO	Saves	IP	H	R	ER	BB	SO	2B	3B	HR	WP	HP	BK	SFA	SHA
PETERSON, Mark	2009	6.92	1	0	17	0	0	0/0	0	18.2	23	14	14	15	15	4	0	2	2	1	0	0	3
PETERSON, Trent	2001-03	2.97	19	4	55	33	1	0/3	0	224.2	195	104	74	74	204	31	2	12	11	20	3	3	8
PHILLIPS, Tim	1980-82	3.39	17	6	45	24	5	2	0	194	186	96	73	91	118	33	4	12	18	2	1	--	--
PINDER, Chris	1984	0.00	0	0	6	0	0	0	0	6.2	2	0	0	0	6	0	0	0	0	0	0	--	--
POLLACK, Chris	1986-87	3.11	19	7	38	33	7	5	1	214	201	101	74	86	210	14	1	17	5	3	--	--	--
<b>POLLOCK, Austin</b>	<b>2018</b>	<b>5.28</b>	<b>4</b>	<b>4</b>	<b>15</b>	<b>10</b>	<b>0</b>	<b>0</b>	<b>1</b>	<b>61.1</b>	<b>67</b>	<b>45</b>	<b>36</b>	<b>31</b>	<b>49</b>	<b>20</b>	<b>0</b>	<b>3</b>	<b>4</b>	<b>4</b>	<b>0</b>	<b>4</b>	<b>3</b>
POLLOCK, Bruce	1967	0.00	0	0	1	0	0	0	0	1.1	0	0	0	0	2	--	--	--	--	--	--	--	--
PORCELLI, Ed	1986-87	4.01	9	1	43	4	1	2	3	101	95	52	45	36	55	7	0	7	5	1	--	--	--
POSEY, Buster	2007-08	1.10	0	0	10	0	0	0/2	6	8.2	7	6	1	4	10	1	0	0	1	1	0	1	0
POSEY, Jack	2009, 11	5.45	0	1	23	0	0	0/0	0	23.1	32	23	14	12	22	7	0	2	5	3	0	1	0
PRICE, Dave	1971-73	2.76	7	3	37	24	3	9	4	124	104	56	38	63	79	--	--	0	0	1	1	--	--
PROCTOR, Scott	1996-98	4.45	10	2	60	12	0	0/5	7	105.2	102	66	52	68	115	17	0	240	21	13	2	3	3
RADZIOWON, Frank	2004	5.00	1	0	11	0	0	0/0	0	9	9	5	5	6	10	1	0	0	1	0	0	0	0
RAMIREZ, Ronnie	2016-18	13.50	0	0	2	0	0	0/0	0	2	4	4	3	1	2	1	0	0	0	0	0	0	0
RANNEY, Cliff	1964-65	2.30	17	5	26	--	--	--	--	207	165	74	53	79	139	--	--	--	--	--	--	--	--
READ, Robby	2001-02	4.52	18	7	60	33	1	0/2	0	205	194	131	103	87	204	37	2	19	17	36	1	3	13
REIBLING, Mike	1967-69	1.88	6	3	23	11	3	1	--	91	78	32	19	31	96	--	--	--	--	--	--	--	--
REITZ, Brandon	2017	6.00	0	0	3	0	0	0	0	3	3	2	2	2	3	0	0	1	2	0	0	0	0
REVAK, Ray	1984-85	3.77	15	10	56	25	4	3	5	212.2	214	115	89	82	125	35	1	23	17	2	0	--	--
RICE, Loren	1951	--	0	0	1	0	0	--	--	3	0	8	--	0	0	--	--	--	--	--	--	--	--
RICE, Marty	1971-74	2.84	29	10	51	35	11	1	1	288	232	115	91	148	164	--	--	3	6	2	2	--	--
RILEY, Jim	1978-79	3.79	14	9	30	29	12	2	0	197.2	216	103	83	71	114	35	10	13	5	7	--	--	--
ROBERTS, Chris	1990-92	3.31	23	8	97	42	9	3/0	0	261.2	254	122	96	105	202	10	0	5	16	10	0	--	--
ROBERTSON, Clay	1987	11.61	0	0	3	0	0	0	0	3.1	6	5	4	2	1	--	--	0	1	0	--	--	--
ROBINSON, Kenny	1991	3.08	5	1	18	7	2	2/--	5	70.2	50	26	24	30	83	--	--	--	2	1	1	--	--
ROMAN, Eric	1999-2002	2.35	4	4	61	0	0	0/2	10	69	51	31	18	33	55	6	1	4	11	14	0	2	0
ROSEN, Danny	2007	5.58	2	2	26	4	0	0/2	8	45.2	45	30	28	19	64	4	1	6	3	6	0	1	4
ROSS, Henry	1961	6.24	1	1	7	--	--	--	--	10.1	17	11	7	7	5	--	--	--	--	--	--	--	--
ROSS, Jack	1960-62	4.15	2	0	10	--	1	--	--	39	47	27	18	25	33	--	--	--	--	--	--	--	--
ROTHSCHILD, Larry	1974-75	3.67	6	3	32	9	2	1	8	93.1	96	48	38	51	74	--	--	2	9	3	0	--	--
RUSHWORTH, Jim	1992	3.37	5	1	15	7	1	1/--	0	48.1	44	20	18	31	53	8	0	3	5	2	0	--	--
SANDERS, Chuck	1952-53	2.07	4	4	13	4	1	0	0	65.2	61	39	15	28	18	--	--	--	--	--	--	--	--
SANDS, Cole	2016-18	4.73	19	15	50	48	0	0/2	0	228.1	215	141	120	87	210	46	3	26	19	22	3	6	10
SANTOS, Jerry	1988-89	4.00	6	1	17	11	0	0/0	1	54	63	30	24	31	44	--	--	2	10	0	0	--	--
SAULS, Mark	2003-06	4.50	18	9	62	46	0	0/0	0	232.0	262	155	116	93	147	43	5	13	15	25	5	7	9
SCANTLING, Hunter	2009-12	4.52	14	7	86	21	0	0/5	0	189.2	178	132	95	63	150	35	3	25	10	16	0	8	11
SCARCE, Mac	1970-71	1.30	4	3	45	9	9	0	18	69.1	28	17	10	28	109	--	--	--	--	--	--	--	--
SCHNEIDER, Ed	1980-81	4.27	13	7	26	22	4	1	0	137.1	128	93	65	88	95	20	3	13	16	4	--	--	--
SCHROEFFEL, Scott	1993	5.81	0	0	2	0	0	0/--	0	3.1	6	2	2	2	3	2	0	1	1	0	0	--	--
SCHULTZ, Brian	2004-05	4.32	7	2	34	7	0	0/1	2	77	73	50	37	30	72	14	0	5	6	7	2	2	4
<b>SCOLARO, Jonah</b>	<b>2018</b>	<b>3.43</b>	<b>2</b>	<b>1</b>	<b>27</b>	<b>0</b>	<b>0</b>	<b>0/2</b>	<b>6</b>	<b>44.2</b>	<b>46</b>	<b>21</b>	<b>17</b>	<b>18</b>	<b>60</b>	<b>6</b>	<b>1</b>	<b>2</b>	<b>5</b>	<b>7</b>	<b>1</b>	<b>4</b>	<b>1</b>
SCOTT, Robby	2010-11	5.11	0	0	24	0	0	0/1	0	14.1	4	6	8	13	15	0	0	1	3	2	1	1	0
SESSIONS, Ed	1950-52	0.00	14	4	19	9	4	--	--	121.1	100	67	--	68	79	--	--	--	--	--	--	--	--
SHAW, Buddy	1983	9.00	0	0	2	0	0	0	0	1	2	1	1	1	2	0	0	0	1	0	--	--	--
SHOUPPE, Jamey	1981-82	3.78	10	4	60	4	1	0	10	126.1	131	66	53	49	122	29	1	13	7	5	0	--	--
SILVA, Dylan	2013-15	3.75	11	1	60	1	0	0/2	2	91.1	71	47	38	61	111	22	0	5	8	12	1	6	5
SILVESTRI, Ken	1971-72	13.50	0	0	4	0	0	0	1	6	8	9	9	4	4	--	--	--	--	--	--	--	--
SIMMONS, Adam	2011	5.25	1	0	10	0	0	0/0	0	12	10	10	7	10	6	1	0	0	3	1	0	1	1
SIMON, Glen	2003-05	2.16	3	0	12	5	0	0/1	0	29.2	22	9	7	17	24	5	0	0	3	1	1	0	0
SITZ, Scott	2010-13	4.21	23	7	68	43	0	0/6	2	252.1	245	146	118	82	190	46	5	17	7	20	5	12	12
SKOK, Craig	1968-69	1.30	7	6	14	10	3	2	--	83	65	23	12	33	86	--	--	--	--	--	--	--	--
SLADE, Mike	1968-70	2.37	8	2	24	14	3	0	--	110	97	48	29	49	86	--	--	--	--	--	--	--	--
SLUSSER, Frank	1957-58	2.00	10	1	20	4	6	0	0	99	75	31	22	27	79	--	--	--	--	--	--	--	--
SMALLEY, David	1980-83	5.04	15	5	74	9	0	0	3	189.1	172	134	106	121	191	34	1	21	14	5	1	--	--
SMALLEY, Mike	1998-99	5.25	5	1	31	6	0	0/3	0	48	53	33	28	47	51	8	0	7	2	6	0	0	2
SMITH	1977	3.29	5	3	24	3	0	1	1	63	60	31	23	18	64	--	--	0	1	2	0	--	--
SMITH, Chris	1999-2000	3.31	1	0	9	2	0	0/0	0	16.1	13	7	6	14	14	1	1	0	3	2	1	1	0
SMITH, Gage	2012-14	2.79	14	4	114	0	0	0/10	5	158	145	57	49	31	95	23	1	4	4	11	0	0	14
SMITH, Jackie	1976	2.28	6	1	14	8	1	1	1	67.2	48	30	17	38	87	--	--	2	2	2	--	--	--
SMITH, John	1964	5.40	0	2	2	--	--	--	--	5	5	7	3	1	0	--	--	--	--	--	--	--	--
SMITH, Ken	1979-80	4.38	6	2	44	8	1	0	7	111	134	68	54	31	67	13	6	11	8	3	--	--	--
SMITH, Kevin	1985	4.45	8	2	26	13	2	1	2	95.1	97	63	47	49	63	14	0	17	7	3	0	--	--
SOROKOWSKI, David	1988-89	3.48	8	1	20	14	2	0/0	0	80.2	77	50	31	42	81	--	--	8	6	2	0	--	--
SPYKER, Ron	1987	21.43	0	0	7	0	0	0	1	4.2	9	11	10	6	7	--	--	1	4	0	--	--	--



# INDIVIDUAL CAREER STATS - PITCHING



Player	Season	ERA	W	L	APP	GS	CG	SHO	Saves	IP	H	R	ER	BB	SO	2B	3B	HR	WP	HP	BK	SFA	SHA
STANFORD, Matt	1997	4.46	0	0	11	0	0	0/1	0	10.1	7	6	5	9	4	1	0	45	0	1	0	0	1
STEINITZ, Scott	1989-90	3.21	1	0	20	0	0	0/0	1	42.1	38	18	15	12	50	--	--	5	1	3	0	--	--
STEWART, Grant	2017	4.91	1	0	10	0	0	0	0	11	13	6	6	7	14	5	0	1	2	3	0	0	2
STOCKS, Nick	1998-99	4.64	20	4	38	31	11	0/1	0	128	176	85	66	98	220	36	0	17	10	20	2	2	5
STRAUSS, Ryan	2005, 07-08	3.93	21	4	55	27	1	0/4	6	192.2	180	98	84	82	143	25	2	17	5	16	0	4	9
STRINGFELLOW, Marv	1965-67	2.88	16	13	40	8	2	0	--	212.2	200	91	68	55	168	--	--	--	--	--	--	--	--
STRODE, Billy	2013-15	2.48	6	1	74	7	0	0/5	15	120	91	35	33	48	128	16	0	2	2	9	1	3	4
SULLIVAN, Len	1967	2.50	1	0	4	0	0	0	--	7.2	8	3	2	1	3	--	--	--	--	--	--	--	--
SULLIVAN, Tom	1954	--	0	0	2	--	--	--	--	3.2	1	--	--	6	3	--	--	--	--	--	--	--	--
SWINDLE, Allen	1980-82	4.90	9	4	25	17	1	1	0	88.1	102	57	48	46	77	12	8	8	1	5	0	--	--
SYLVESTRI, Ken	1975	9.00	0	0	1	0	0	0	0	1	2	1	1	1	0	--	--	--	0	0	0	--	--
TAM, Jeff	1993	4.03	0	2	22	0	0	0/--	1	29	24	14	13	16	29	2	1	4	6	1	0	--	--
TANNER, Bruce	1982-83	4.01	5	1	60	1	0	0	9	92.1	83	44	41	37	60	15	0	7	10	6	0	--	--
TEAGUE, Buddy	1963	9.00	0	0	2	--	--	--	--	4	6	4	4	4	3	--	--	--	--	--	--	--	--
THOMAS, Allen	1962-63	2.61	12	4	24	--	2	--	--	117.2	86	50	34	50	51	--	--	--	--	--	--	--	--
THOMAS, Paul	1985-87	3.05	2	2	30	1	0	0	1	50.1	57	33	17	20	26	5	2	8	1	1	0	--	--
THOMPSON, DiCarlo	2004	8.93	0	0	10	1	0	0/0	0	13.1	14	14	13	14	10	6	0	2	4	1	0	0	1
TREADWAY, Doug	1983-84	4.46	11	3	71	3	0	0	11	125.2	132	74	62	59	99	19	5	12	4	9	0	--	--
TREXLER, David	2010-11	9.54	2	0	11	4	0	0/0	0	15.1	20	20	16	8	17	6	0	0	2	2	0	0	1
TUCKER, John	1961-62	4.47	2	0	8	--	0	--	--	16.1	23	12	8	6	11	--	--	--	--	--	--	--	--
TUCKER, Luke	2006-07	2.25	2	2	35	0	0	0/1	10	40	21	16	10	21	59	2	0	0	3	5	2	2	1
TURNER, Jerry	1961	4.14	1	1	5	--	--	--	--	15.2	20	8	7	12	9	--	--	--	--	--	--	--	--
UNDERHILL, Pat	1989-90	1.50	0	0	6	0	0	0/0	1	12	12	4	2	2	6	--	--	0	1	1	0	--	--
URQUHART, Whitey	1949	0.00	0	0	1	0	0	0	--	0.2	0	1	1	0	0	--	--	--	--	--	--	--	--
VAIL, Derek	2015	10.50	0	0	10	0	0	0/0	0	6	12	7	7	6	3	3	0	1	1	0	0	0	0
<b>VAN EYK, CJ</b>	<b>2018</b>	<b>2.86</b>	<b>7</b>	<b>0</b>	<b>19</b>	<b>5</b>	<b>0</b>	<b>0/1</b>	<b>2</b>	<b>56.2</b>	<b>42</b>	<b>19</b>	<b>18</b>	<b>30</b>	<b>71</b>	<b>11</b>	<b>1</b>	<b>4</b>	<b>2</b>	<b>5</b>	<b>1</b>	<b>0</b>	<b>1</b>
VARNES, Blair	1999-2002	3.89	41	10	76	75	3	0	0	446	464	232	193	103	326	79	1	34	18	38	3	9	19
VASQUEZ, Mike	1971	27.00	0	0	2	0	0	0	1	1	1	3	3	0	0	--	--	--	--	--	--	--	--
VIGUE, Ryan	2008-09	9.90	0	0	13	0	0	0/0	0	10	9	12	11	10	9	1	1	1	2	2	0	1	0
VILLANUEVA, Elih	2008	4.01	7	4	17	16	1	0/1	0	101	89	52	45	42	95	21	0	6	1	14	1	5	5
VINCENT, Wayne	1966-68	1.79	25	10	41	20	13	2	--	292	192	84	58	104	289	--	--	--	--	--	--	--	--
VOYLES, Ed	2015-18	3.09	2	4	37	7	0	0	2	64	76	37	22	20	53	18	2	4	5	4	1	3	6
VOYLES, Jim	2014-17	3.48	11	2	77	2	0	0	2	121.2	110	62	47	51	117	23	2	8	11	7	1	5	3
WATTS, Bobby	1954, 57	1.62	0	1	7	0	0	0	0	11.1	11	2	2	5	1	--	--	--	--	--	--	--	--
WALKER, Doug	1959	0.80	0	0	1	--	0	--	--	11.2	1	2	1	1	0	--	--	--	--	--	--	--	--
WANISH, John	1987	3.08	2	2	11	4	0	0	0	35.1	32	15	12	16	35	--	--	3	2	1	--	--	--
WARD, Andy	2015-16	7.71	0	0	3	0	0	0/0	0	2.1	3	2	2	2	3	1	0	0	0	0	0	0	0
WARD, Jim	1965	5.45	2	1	9	--	--	--	--	23.1	30	16	14	7	8	--	--	--	--	--	--	--	--
WARMOTH, Tyler	2016	5.34	1	1	23	0	0	0/1	4	30.1	24	18	18	9	40	4	0	5	2	8	0	1	0
WASDIN, John	1991-93	3.17	16	4	46	27	1	0/0	1	193.1	170	86	68	73	229	24	2	15	13	5	2	--	--
WAUGH, Mike	2011-12	4.08	5	3	39	1	0	0/3	2	66.1	72	57	30	27	53	7	2	4	2	2	0	2	2
WEAVER, Luke	2012-14	3.08	16	6	49	37	2	1/4	1	245.2	207	93	84	63	244	28	1	19	10	13	3	6	7
WELLS, Steven	2015-18	2.08	0	0	7	0	0	0	0	4.1	9	3	1	1	5	2	0	0	1	1	0	1	1
WERNKE, Ham	1954	--	1	0	7	--	--	--	--	27.1	26	--	--	18	15	--	--	--	--	--	--	--	--
WHIDDEN, Chris	1999-03	2.91	4	3	86	0	0	0/2	8	96	77	38	31	53	112	14	1	1	16	8	0	4	5
WHIDDEN, Nick	2000	1.63	2	1	26	0	0	0/1	2	33.2	31	9	6	12	38	6	0	1	4	1	0	0	0
WHITMER, Bob	1951	0.00	1	2	3	3	3	--	--	25.1	23	15	--	10	18	--	--	--	--	--	--	--	--
WHITMER, Casey	2007	4.47	1	0	12	0	0	0/1	0	14.1	13	7	7	10	17	3	0	0	1	3	0	0	0
WIGGINS, Dick	1979-80	3.49	20	7	30	27	14	3	0	206.2	218	96	80	52	116	32	10	19	5	5	--	--	--
WILLIAMSON, Gary	1963-64	7.83	1	2	7	--	--	--	--	16.1	15	21	14	18	11	--	--	--	--	--	--	--	--
WILSON, Paul	1992-94	2.37	27	11	56	40	15	6/0	1	304.2	246	100	80	88	299	32	4	11	10	16	2	--	--
WINSTON, Jameis	2013-14	2.25	2	2	41	0	0	0/3	9	60.1	36	18	15	19	52	6	2	1	8	1	2	2	1
WITT, John	1948-50, 52	0.00	15	7	26	20	17	0	--	189.2	175	109	--	70	79	--	--	--	--	--	--	--	--
WOLFER, John	1979-80	4.69	12	0	17	14	4	1	0	92.1	101	52	48	45	50	9	13	4	4	1	--	--	--
WOOD, Austin	2009	6.49	0	0	9	5	0	0/0	0	22.2	24	22	16	25	13	5	0	2	6	2	0	2	6
YOCUM, David	1994-95	2.65	16	5	38	23	2	0/1	2	163.1	135	64	48	63	195	27	2	18	10	6	2	2	2
ZIEGLER, Mike	2000	3.04	10	4	20	20	3	2/1	0	133.2	121	55	45	32	149	19	3	11	9	8	0	5	3
ZIRZOW, Will	2014-18	3.27	5	1	48	4	1	1/2	0	82.2	62	35	30	34	92	19	1	4	13	12	0	2	6
ZYLA, AI	1957-59	8.78	0	0	7	0	0	0	0	8.2	10	10	8	1	3	--	--	--	--	--	--	--	--

## 1948-51

YEAR	W-L-T	PCT
1948	9-8-0	.529
1949	11-8-0	.579
1950	13-7-0	.650
1951	13-6-0	.684
<b>TOTALS</b>	<b>46-29-0</b>	<b>.613</b>

## 1952-54

YEAR	W-L-T	PCT
1952	17-4-0	.810
1953	13-10-1	.563
1954	13-8-0	.619
<b>TOTALS</b>	<b>43-22-1</b>	<b>.659</b>

## 1955-63

YEAR	W-L-T	PCT
1955	17-6-1	.729
1956	25-7-0	.781
1957	22-9-0	.710
1958	20-7-0	.741
1959	22-11-0	.667
1960	13-9-0	.591
1961	21-7-0	.750
1962	23-14-0	.622
1963	26-13-0	.667
<b>TOTALS</b>	<b>189-83-1</b>	<b>.694</b>

## 1964-68

YEAR	W-L-T	PCT
1964	23-13-0	.639
1965	32-11-1	.739
1966	39-13-0	.750
1967	32-14-0	.696
1968	35-6-0	.854
<b>TOTALS</b>	<b>161-57-1</b>	<b>.737</b>

## 1969-74

YEAR	W-L-T	PCT
1969	38-13-1	.740
1970	49-9-1	.839
1971	41-17-0	.707
1972	45-23-0	.662
1973	38-21-0	.644
1974	37-25-1	.595
<b>TOTALS</b>	<b>248-108-3</b>	<b>.695</b>

## 1975-78

YEAR	W-L-T	PCT
1975	49-10-0	.831
1976	40-16-0	.714
1977	37-13-0	.740
1978	44-18-0	.710
<b>TOTALS</b>	<b>170-57-0</b>	<b>.749</b>

## 1979

YEAR	W-L-T	PCT
1979	43-17-1	.713

## CHARLIE ARMSTRONG

## RALPH MATHERLY

## DANNY LITWHILER

## FRED HATFIELD

## JACK STALLINGS

## WOODY WOODWARD

## DICK HOWSER

## 1980-PRESENT

YEAR	W-L-T	PCT
1980	51-12-0	.810
1981	56-23-0	.709
1982	56-17-1	.764
1983	55-18-1	.750
1984	55-29-0	.655
1985	59-23-0	.720
1986	61-13-0	.824
1987	55-18-0	.753
1988	50-18-1	.714
1989	54-18-0	.750
1990	57-15-0	.792
1991	57-14-0	.803
1992	49-21-0	.700
1993	46-19-0	.708
1994	53-22-0	.707
1995	53-16-0	.768
1996	52-17-0	.754
1997	50-17-0	.746
1998	53-20-0	.726
1999	57-14-0	.803
2000	53-19-0	.736
2001	47-19-0	.712
2002	60-14-0	.811
2003	54-13-1	.801
2004	45-23-0	.662
2005	53-20-0	.726
2006	44-21-0	.677
2007	45-13-0	.776
2008	54-14-0	.794
2009	45-18-0	.714
2010	48-20-0	.706
2011	46-19-0	.708
2012	50-17-0	.746
2013	47-17-0	.734
2014	43-17-0	.717
2015	44-21-0	.677
2016	41-22-0	.651
2017	46-23-0	.667
2018	43-19-0	.694
<b>TOTALS</b>	<b>1,987-713-4</b>	<b>.736</b>

## MIKE MARTIN

## ASSISTANT COACHES UNDER MIKE MARTIN

Chip Baker	1985-02	Pete Jenkins	2006-07
Mike Bell	2012-18	Greg Jones	1983
Jerrold Brown	2004-05	Jay Kearce	1993
Chris Cates	2013	<b>Clyde Keller</b>	<b>2016-present</b>
Lazer Collazo	1992	Frank Martello	1988
Rod Delmonico	1984-89, 2008	<b>Mike Martin, Jr.</b>	<b>1998-present</b>
David Fannin	1981-83	Matt Matulia	2011-12
Bill Fuller	1980	Kevin McCray	1994-95
Mike Futrell	2003-04	Joe McFarland	1982
Randy Gailey	1982-84	Jon McFatter	1987
Rick Hatcher	1984	Mike McLeod	1982-89
Jeremy Haynes	2015	Jim Morris	1980-81
Keith Hendry	1981	Jack Niles	1996-97
Bryan Henry	2014	Brian Rhees	1991-92
<b>Tyler Holt</b>	<b>2019-present</b>	Jamey Shouppe	1990-11
Brian Hoop	2009-10	Steve Winterling	1986-91
Link Jarrett	2002-03		



*STAFF*



*HONORS*



*PLAYERS*



*RESULTS*



*REVIEW*



*PROS*



*RECORDS/  
STATS*




*ADMIN*



**DICK HOWSER**  
1957-58


The first All-American in Florida State history, Dick Howser led FSU into the District III Playoffs each season from 1956-58, and to the District Championship in 1957. This brilliant shortstop was named All-Region in 1957 and '58 and earned All-America recognition from the ABCA both of those years. In 1956, Howser's .422 batting average set a Florida State season mark. He played professional baseball for Kansas City, Cleveland and the New York Yankees and returned to coach his alma mater to a 43-

17-1 record in 1979.




**BUDDY TEAGLE**  
1962

Buddy Teagle, the catcher for the 1962 Seminoles, was honored with ABCA All-America status after a fine offensive and defensive year. He proved to be a threat both at and behind the plate. At the plate, Teagle boasted a .325 batting average. Behind the plate his rifle arm was a threat to all potential base stealers.



**MIKE AUGUSTINE**  
1963

Mike Augustine is literally a Seminole success story. In the 1962 season, he never saw regular playing time until tournament time. The next season, the centerfielder broke a school record for most hits in a season with 58. This 5-9, 150-pound All-American led Florida State to the District III title and a trip to the College World Series.



**KEN SUAREZ**  
1964

For the second time in three seasons, the Seminoles boasted an All-America catcher. In 1962, Buddy Teagle was named All-America and in 1964, Ken Suarez was named to the first team Coaches All-America team. Suarez was the leader of the 1964 Seminoles. He led the team in five offensive departments, including batting average as he hit .404.




**JIM LYTTLE**  
1966

In 1966, Jim Lyttle was named a first team All-American by The Sporting News and the American Baseball Coaches Association. He was also an All-District III NCAA selection. That year, Lyttle rewrote Florida State slugging records. His 13 home runs, 51 RBIs and 131 total bases set school records that lasted for years. He was also a fine defensive outfielder with an arm like a rifle. He played professional baseball with the Yankees, White Sox and Expos.



**DICK GOLD**  
1969

Dick Gold, the team co-captain for the 1969 Seminoles, set many Florida State batting records. His 20 career doubles, 83 career RBIs, 151 career hits and 98 career runs either tied or surpassed the school records of the day. The nine triples he hit in 1969 remains a Florida State mark. Gold was a first team ABCA All-American and a District III team selection.




**DICK NICHOLS**  
1970

Dick Nichols was the leading hitter on the 1970 national runner-up Seminole team that boasted four All-Americans. His batting average of .338 was just above fellow All-American Ron Cash's .335. Nichols, the second baseman for the Tribe, was selected to the All-District III team and earned All-America recognition from The Sporting News.



**JUAN BONILLA**  
1976

The third baseman for the 1976 Tribe team that went 40-16 under Head Coach Woody Woodward, Guillermo (Juan) Bonilla garnered first team All-America honors from the Coaches Association for his offensive and defensive prowess. Bonilla, a native of Rip Piedras, Puerto Rico, hit nearly .350 for the 1976 Seminoles and ranked second only to fellow All-American Terry Kennedy in RBI and runs scored.



**TERRY KENNEDY**  
1976-77


**The Sporting News Player of the Year**

Swinging his big bat or crouched behind the plate, Kennedy gave Florida State his best. From 1975-77, he drove in 122 runs and clouted 32 homers. His 64 RBIs, 21 home runs and .810 slugging average were school records in 1976. He earned 1976 All-Region and 1977 All-Metro honors. In both 1976 and '77, he was named a first team All-American by The Sporting News and added Most Valuable Player recognition from the magazine in 1977.



**JIM WEAVER**  
1980

Jim Weaver, the Seminole leftfielder in 1980, was second only to fellow outfielder Mike Fuentes in batting. Weaver's numbers, .372 batting average and 18 home runs, fit perfectly into a powerful hitting team which boasted five players who hit above .350. Weaver also had a team-high 28 stolen bases. He was a member of the All-Metro Conference first team, as well as an All-American by The Sporting News.



## MIKE FUENTES 1980-81


### Golden Spikes Award

Mike Fuentes went from being cut from the Seminole team to winning the Golden Spikes Award in 1981, symbolizing college baseball's best player. He was FSU's third two-time All-American (ABCA) and also earned first-team recognition from Baseball America. He became the first Seminole to hit .400 in a season when he batted .408 as a junior while leading Florida State into the 1980 College World Series. Fuentes capped a brilliant career with a senior season that included 27 home runs, 81 RBIs and a .360 average. During that year, he broke the NCAA career home run mark, finishing his career with 64.



## RICHIE LEWIS 1986-87


Richie Lewis, a pitcher from Muncie, Ind., was a fiery strikeout artist who mystified opposing batters. From 1985-87, Lewis struck out 520 batters in 392.2 innings of play. This not only remains a Seminole all time record, but ranks second in the NCAA record book. In 1987, he was chosen to the ABCA, The Sporting News and Baseball America All-America teams.



## JEFF LEDBETTER 1981-82

### The Sporting News Player of the Year Baseball America Player/Pitcher of the Year

Jeff Ledbetter was nicknamed "Tree Tops" for his monumental blasts into the pine trees behind the right-field wall at Seminole Field. Ledbetter set NCAA and FSU records in almost every offensive category, including home runs in a season (42), career home runs (97), home runs in a game (4), career RBIs (346), total bases in a season (273) and career total bases (346). Ledbetter ended an outstanding 1982 season by being named All-Metro, All-Metro Tournament, Metro Player of the Year, consensus All-American and The Sporting News and Baseball America Player of the Year.



## PEDRO GRIFOL 1991

Pedro Grifol, an All-America catcher, epitomized the spirit of the 1991 College World Series squad. Always competitive, Grifol posted a .344 batting average and a near-perfect .998 fielding average. He led the squad in RBIs with 80 and in home runs with 16. Grifol, a three-year starter at catcher, proved a great target for Seminole pitchers. His ability to frame a pitch and provide leadership behind the plate gave his Florida State teammates a player they could look up to.




## FRANK FAZZINI 1985

A powerful slugger, Frank Fazzini posted outstanding numbers during the 1985 season. His remarkable batting average of .413 was padded with other great statistics including 33 home runs and 118 RBIs. Fazzini's offensive skills made him a first team All-America choice by the Coaches Association and Baseball America, as well as a member of the All-Metro Conference and All-Metro Tournament teams.




## CHRIS ROBERTS 1992

Chris Roberts, one of the highest draft picks to ever attend Florida State, was a three year starter in the outfield and on the mound for the Seminoles from 1990-92. Roberts was a 1992 Collegiate Baseball All-American, as well as an All-ACC selection. The Middleburg, Fla., product racked up numerous awards at Florida State, including the 1991 Metro Conference Player-of-the-Year. Roberts hit .301, smashing 32 homeruns and driving in 175 runs. As a pitcher, Roberts posted a 23-8 record with 202 strikeouts. While at Florida State, Roberts started in leftfield for the USA National Team in the summer of 1991 and again at the 1992 Olympic Games in Barcelona. Roberts was selected in the first round of the 1992 June draft, and later signed with the New York Mets.



## LUIS ALICEA 1986

Florida State's second baseman in 1986, Luis Alicea literally raked in the awards. He was named to All-America teams by The Sporting News and Baseball America, was the MVP of the NCAA South II Regional Tournament and earned recognition on the College World Series All-Tournament team. With a batting average of .392 and a fielding percentage of .945, Alicea was dangerous both offensively and defensively. These skills made him an integral member of the Seminoles' College World Series runner-up team.



## PAUL WILSON 1994

All-American Paul Wilson made Florida State history by becoming the highest Seminole ever chosen in any professional sport draft, when the right-handed pitcher was named the first overall pick in the 1994 Major League Baseball Amateur Draft. Wilson was selected to the Baseball America and National Collegiate Baseball Writers Association All-American teams, in addition to being tagged All-Atlantic Coast Conference. The Orlando native capped his FSU career by being named one of nine finalists for the Golden Spikes award, presented annually to the top amateur baseball player in the country. Wilson compiled a 27-11 record at FSU with a 2.77 ERA. Along the way he struck out 299 in 304.2 innings of work. Wilson established himself as the ace of the 1993 Team USA pitching staff, starting in nine games.



## MIKE LOYND 1986


### Golden Spikes Award

Pitcher Mike Loynd, who led the Seminoles to a 61-13 record and a second place finish in the College World Series, was named the 10th recipient of the Golden Spikes Award in 1986. Loynd won the award after compiling a 20-3 record in a stellar senior season. Loynd was a master at fooling opposing batters, striking out 223 of them. Because of his tremendous numbers, Loynd was a first team ABCA and Baseball America All-American, as well as the Metro Tournament MVP.



## JONATHAN JOHNSON 1995

Jonathan Johnson led Florida State to its first ever Atlantic Coast Conference championship, as he was named Most Valuable Player of the 1995 tournament for his outstanding performance. Johnson, a 1995 Baseball America All-American, also garnered All-ACC honors. He struck out 391 batters in his career, which ranks fourth on the all-time ACC career list. Johnson compiled a 34-5 record and 2.62 ERA in three years as a starter for the Seminoles. The native of Ocala, Fla., was also chosen as a finalist for the Golden Spikes Award, presented each year to the nation's top amateur baseball player. Johnson was the seventh pick of the 1995 June draft by the Texas Rangers.



**J.D. DREW**  
1996-97

**Golden Spikes Award**  
**Collegiate Baseball Player of the Year**  
**The Sporting News Player of the Year**  
**Baseball America Player of the Year**

J.D. Drew rewrote history as he established himself as one of the best hitters in college baseball. Drew was a consensus 1st Team All-American after becoming the only player in Division I baseball history to hit 30 home runs and steal 30 bases. He was named Player of the Year by Baseball America, Collegiate Baseball, The Sporting News, and the Atlantic Coast Conference and received the Dick Howser Award given by the American Baseball Coaches Association. Drew was also crowned the Golden Spikes Award winner, given by USA Baseball to the best amateur baseball player. He batted a FSU record .455 in 1997, while becoming one of just three players in Division I college baseball history to record a triple-triple – 100 hits, 100 runs, 100 RBI. Drew broke a total of 17 Florida State and ACC records including FSU season batting average, FSU & ACC career slugging percentage and ACC season and career home runs. Drew highlighted his junior campaign with an FSU record 34-game hitting streak during which he batted .524 with 20 home runs and 62 RBI. Drew was the second pick of the 1997 draft by the Philadelphia Phillies.



**JEREMY MORRIS**  
1997

Jeremy Morris turned in a record-breaking year after returning for his senior season despite being drafted in the ninth round after his junior year. Morris became the Atlantic Coast Conference all-time RBI leader as he finished his senior campaign with 273 in his career. He also set a new Florida State career doubles record with 78. Morris was selected a 1st Team All-American by Baseball America and The Sporting News, and earned 2nd Team honors from Collegiate Baseball, the ABCA and the NCBWA. He also earned All-ACC for the second consecutive season and was named the ACC Tournament Most Valuable Player for his performance in the Seminoles' 1997 conference championship. Morris led Florida State and the ACC in RBIs with 116. He batted .356 with 25 home runs, 22 doubles and 25 stolen bases. Morris was named to both the ACC and NCAA East Regional All-Tournament Teams and was selected ACC Player of the Week three times in 1997.



**BRIAN COX**  
1998


Brian Cox will be remembered as one of the most consistent hitters in Florida State history after ending his senior season on a 25-game hitting streak. The senior centerfielder earned 1st Team All-America distinction from the American Baseball Coaches Association and 1st Team All-ACC honors after leading the Seminoles with a .393 average, 18 home runs and 87 RBI. Cox batted .682 with four home runs and 15 RBI in the NCAA Atlantic II Regional and garnered NCAA Regional All-Tournament Team honors as he led the Seminoles back to the College World Series. He also set a new Florida State record with 10 consecutive hits in the Liberty, Delaware, and Oklahoma games in regional play. Cox finished the year with 27 doubles for third place on the FSU single-season chart. He was also named to the 2nd Team NCBWA Super Team, ACC All-Tournament Team and 1st Team ABCA All-Atlantic Region Team. Cox earned Atlantic Coast Conference Player of the Week honors three times during the season.



**MATT DIAZ**  
1998-99

**The Sporting News Freshman of the Year**

Matt Diaz followed up one of the most impressive freshman seasons in FSU history with another outstanding campaign as a sophomore in 1999. Diaz was named The Sporting News Freshman of the year after hitting .390 with 22 home runs and 84 RBI. The Freshman All-American was named the 1998 NCAA Atlantic II Regional MVP and hit four home runs in one of those games against Oklahoma. As a sophomore in 1998, Diaz earned first team All-America recognition from the ABCA and NCBWA after hitting .379 with 21 home runs and 94 RBI. With a career batting average of .384, Diaz ranked second only to J.D. Drew on the FSU all-time chart at the end of his career. His career slugging percentage of .700 is sixth in school history and his 43 home runs rank 10th.




**CHRIS CHAVEZ**  
1999

In four seasons as a Seminole, Chris Chavez will be remembered for his ability to step on the mound in any situation and come through with a win. His performance as both a starter and a reliever at the 1999 College World Series will go down as one of the best efforts in FSU history. Chavez, named to the CWS All-Tournament team, got two of the Seminoles' four wins in Omaha and also recorded a save. He was a first team All-ACC selection and was named a NCBWA first team All-American following a senior year in which he went 8-5 with a 2.17 ERA and totaled five saves. Chavez was also named to the NCAA Tallahassee All-Tournament team. He left FSU third all-time in appearances (109), third in relief appearances (85), sixth in strikeouts (312) and sixth in saves (13).



**MARSHALL McDOUGALL**  
1999

In his first year as a Seminole, Marshall McDougall became a household name in the baseball circles around the country. McDougall's six home run, 16 RBI, 25 total base performance at Maryland on May 9, 1999 shattered NCAA single game records in all three categories. It wasn't just a one game season for McDougall as he went on to win the ACC triple crown and ACC Player of the Year honors with a .419 batting average, 106 RBI and 28 home runs. He started all 71 games and led the nation in RBI and hits (126). The Most Outstanding Player at the College World Series, McDougall was a consensus first team All-American and a Golden Spikes and NCBWA/Dick Howser Player of the Year finalist. In the FSU all-time record book, McDougall's 1999 season ranked among the top five in eight individual categories – hits, runs, runs batted in, home runs, doubles, total bases, batting average and slugging percentage.



**NICK STOCKS**  
1999

The ace of Florida State's national championship runner-up team as a sophomore in 1999, Nick Stocks went 13-2 with a 3.25 ERA and 139 strikeouts. Stocks was recognized as a first team All-American by Collegiate Baseball and the NCBWA. He was a member of one of the top Seminole pitching staffs in school history that ended the year third in the country with a team ERA of 3.18. His single season total of 139 strikeouts is seventh all-time at FSU, while his 20 career starts are tied for sixth. Stocks played on Team USA following a freshman year in which he led the ACC with a 2.35 ERA. A two-time All-ACC first team selection, Stocks was a supplemental first round draft pick of the St. Louis Cardinals in 1999.



**JOHN-FORD GRIFFIN**  
2001

One of the top hitters in school history, John-Ford Griffin was named a consensus All-American outfielder as a junior. Griffin led the 2001 Seminoles with a .450 batting average, 19 home runs, 30 doubles and 75 RBI. He was named the ACC Player of the Year and was one of five finalists for the Golden Spikes Award. Griffin's .427 career batting average not only broke J.D. Drew's former school mark of .391, but was also the best in ACC history and the 16th best in NCAA history. Griffin signed with the New York Yankees after being drafted with the 23rd pick in the first round of the 2001 MLB Draft.



## RYAN BARTHELEMY 2002

The leader of Florida State's 2002 squad, third baseman Ryan Barthelemy put together an outstanding senior season and was named a first team All-American by Collegiate Baseball and the ABCA. He was a first team All-ACC selection and was named to the ACC All-Tournament team as FSU won both the ACC regular season and tournament titles. The Miami native batted .357 and led the team with 17 home runs and 94 RBI. Barthelemy and the 2002 team compiled a 60-14 record and put together a school record 25-game

winning streak. The Seminoles also swept Miami and Clemson on the road for the first time in the history of the program. His 33-game hitting streak came up one short of J.D. Drew's record. Barthelemy ended his Florida State career among the school's all-time top five in home runs and RBI. He was selected in the 10th round of the 2002 MLB Draft by the Philadelphia Phillies.



## TONY RICHIE 2002

Catcher Tony Richie was named a first team All-American by Baseball America in 2002. A freshman All-American in 2001, Richie followed up with a great sophomore season as he hit .353 with 13 home runs and 75 RBI. He earned Louisville Slugger National Player of the Week honors after going 9-for-14 with four homers and eight RBI in FSU's first-ever sweep at Clemson. He was named the MVP of the NCAA Regional in Tallahassee after hitting .667 (8-for-12) with a .917 slugging percentage. Richie was a

first team All-ACC selection and was voted to the ACC All-Tournament team as he helped the Seminoles take home the 2002 ACC championship with a 5-0 record. The Jacksonville native led the team with 27 multi-RBI games on the season.



## EDDY MARTINEZ-ESTEVE 2004

A consensus All-American selection in 2004, Martinez-Esteve came up just two RBI shy from becoming the second Triple Crown winner in ACC baseball history. He led FSU in eight major offensive categories as a sophomore: batting average (.385); slugging percentage (.707); hits (104); RBI (82); doubles (24); home runs (19); total bases (191) and plate appearances (315). Martinez-Esteve hit a team-best .535 vs. left-handed pitchers and also led the squad with a .413 average with runners on base. He batted 1.000 with the

bases loaded and collected 25 two-out RBI. His 33 multi-hit games and 21 multi-RBI games were both team-leading marks in 2004. He was named ACC Player of the Week once, selected to the 2004 ACC All-Tournament Team and named to the Dairy Queen Classic All-Tournament team.



## SHANE ROBINSON 2005

**Collegiate Baseball Player of the Year**

Collegiate Baseball's National Player of the Year in 2005, Shane Robinson put together one of the most remarkable seasons in Seminole baseball history earning consensus first team All-American honors. The Tampa native was just the fifth consensus first team All-American in FSU history and was a candidate for every national player of the year honor. Robinson enjoyed a school record 40-game hitting streak that garnered the sophomore national

attention including a resolution passed by the Florida House of Representatives recognizing the streak. It was the ninth longest streak ever in Division I baseball and the second longest in ACC history. After the streak came to an end, the sophomore went on to reach base safely in 17 more games giving him a 57-game streak of reaching base. Robinson became the first player in FSU history to record 100 hits and steal 40 bases in the same season in 2005 and he was also the first player in the nation to reach the 100-hit plateau that year. He led the nation in hits (122) and runs scored (96) as he was one of only two players to finish the season ranked first nationally in two offensive categories. The outfielder finished the season ranked in the top five nationally for hits (122), runs (96), on base percentage (.532), doubles (25), steals (49), steal attempts (56), games played (73) and games started (73) as he was the only player in America to finish in the top five in hits, runs, doubles and stolen bases. Robinson also ranked in the top 10 nationally for walks (57), total bases (173), and batting average (.427). No player in America finished 2005 ranked in the top five of more offensive categories than Robinson.



## BRYAN HENRY 2007

The 2007 ACC Pitcher of the Year and All-ACC first team honoree for the third consecutive season, Henry was named a first team All-American by Collegiate Baseball. The senior right hander was a semifinalist for the Golden Spikes Award, Dick Howser Trophy and Roger Clemens Award, while being named a quarterfinalist for the Brooks Wallace Award. He led the team, among starters, in wins (14) and ERA (2.60) and ranked first in the ACC in wins, innings pitched (117.2) and total strikeouts (117), fourth in ERA,

fifth in strikeouts per game (8.95) and opponents batting average (.238). Henry finished his final season with the Seminoles tied for the national lead in wins, while ranking 19th in strikeouts. He won nine straight ACC decisions in the regular season and set a career-high with his 10th win against North Carolina. With his win over Georgia Tech, he became the seventh pitcher at FSU and first since 1985 to win 14 or more games in a season. Henry earned ACC Pitcher of the Week accolades twice as a senior and was one of 10 finalists for the Lowe's Senior Class Award. The Tallahassee, Fla., native led the pitching staff with three pickoffs in 2007. Henry gave up a run or less in nine of his 18 starts, while posting seven or more strikeouts in 10 of those starts.



## TONY THOMAS, JR. 2007

**Collegiate Baseball Player of the Year**

In a breakout season for the Seminole second baseman, Thomas was named National Player of the Year by Collegiate Baseball and Rivals.com. He garnered Atlantic Coast Conference Player of the Year and All-ACC first team accolades, while being named a finalist for the Golden Spikes Award, Dick Howser Trophy and Brooks Wallace Award in 2007. The Valrico, Fla., native became the first Seminole to register 30 doubles, 100 hits and 30

stolen bases in a single season. He finished his junior campaign with 33 doubles which tied for the second most in a single-season at FSU. Thomas led the ACC in batting average with a .430 mark while ranking first in six other offensive categories (hits/game, run/game, doubles/game, total bases/game, on-base percentage and slugging percentage). He also finished in the top 10 in four other categories including stolen bases/game, home runs/game, triples/game and walks per game. The junior second baseman posted 111 hits in 258 at-bats while scoring a team-high 91 runs. He recorded a team-high 11 home runs, while nine of his round trippers came on the road. Thomas reached base safely in 60 of 62 games in 2007 and finished the season with 37 multiple hit games to lead the team. He was named ACC Baseball Player of the Week three times in 2007. Thomas became the sixth consensus first team All-American in Florida State history.



## BUSTER POSEY 2007-08

**Golden Spikes Award // Dick Howser Trophy  
Brooks Wallace Award // Johnny Bench Award  
Baseball America Player of the Year  
Collegiate Baseball Player of the Year  
Rivals.com Player of the Year**

In his first season behind the plate in 2007, Buster Posey was named a first team All-American by Collegiate Baseball, earned a spot on the All-ACC first team and was a finalist for the Johnny Bench Award, presented to the nation's top collegiate catcher. The sophomore finished the year ranked fifth in the ACC in hitting (.382), second in doubles (21), third in hits (94) and RBI (65) and fourth in runs scored with 66. Following his junior season, Posey would go down as arguably the most decorated player ever to come out of Florida State. He won every major Player of the Year award in 2008 including the Johnny Bench Award, given to the nation's top collegiate catcher. The consensus first team All-American, seventh in school history, finished the season as the national leader in six offensive categories including batting average (.463), hits (119), runs batted in (93), total bases (226), on-base percentage (.566) and slugging percentage (.879). His .463 batting average was the highest recorded in a single-season in Seminole baseball history. In the ACC, Posey led the league in eight categories while ranking in the top 10 in three others en route to being named conference Player of the Year. He became just the fourth student-athlete in ACC history to capture baseball's version of the triple crown as he finished 2008 leading the league in batting average, home runs (26) and RBI. Defensively, the Leesburg, Ga., native started 129 games behind the plate over a two year span. He posted a .989 career fielding percentage as a catcher, registered 12 pickoffs and held opposing runners at bay throwing out 40.8 percent of attempted base stealers.



## STEPHEN CARDULLO 2009

In his first year as an everyday starter for the Seminoles in 2009, Stephen Cardullo was named a first team All-American at shortstop by Baseball America. The junior infielder further etched his name in the Florida State record books becoming just the second shortstop in school history to earn first team All-American accolades joining the late Dick Howser (1957 & 1958). Cardullo finished the season hitting .376 in 62 games with 20 doubles, 10 home runs and 51 RBI. The Coral Springs, Fla., native ranked second on the team in hits (89), runs (76) and stolen bases (20), while tying for the team lead in triples with three. He surpassed his career totals in every major offensive category in 2009 en route to being named an All-ACC second team honoree and a semifinalist for the Brooks Wallace Award. After moving to shortstop on March 17, 2009 against Florida, Cardullo came into his own at the position making 47 starts. During that time, FSU responded with a 35-12 mark after beginning the season at 9-6. The move also seemed to spark his offensive production as Cardullo led all players with a .405 average recording nine home runs and 48 RBI during that span. Cardullo put a stamp on the season when he tied the school record and set the NCAA postseason record with a seven-hit performance against Ohio State in the championship game of the Tallahassee Regional.



## MIKE MCGEE 2010

### John Olerud Two-Way Player of the Year

The first-ever winner of the John Olerud Two-Way Player of the Year Award, Mike McGee garnered first team All-America honors from both Baseball America and the National Collegiate Baseball Writers Association (NCBWA) as a utility player. For the second year in a row, the outfielder/pitcher led the club in home runs and RBI as a junior in 2010. His 17 home runs ranked him sixth in the ACC that year and his 73 RBI placed him fifth in the conference. McGee led the Seminoles with three walk-off hits in 2010 and also had a streak of 12 straight games with an RBI as he drove in 24 runs in those 12 games. McGee batted .328 on the season while slugging .600. On the mound, McGee was 13-of-15 in save opportunities with eight of those 13 saves coming in league play. His 13 saves ranked him third all-time at FSU for saves in a single season. He finished the season with a 4-1 record and an ERA of just 2.96. McGee was named a first team All-ACC selection, a Dick Howser Trophy semifinalist and Golden Spikes Award semifinalist.



## SEAN GILMARTIN 2011


### NCBWA Freshman Pitcher of the Year (2009)

As the No. 1 starter over his three-year playing career at Florida State, Sean Gilmartin was a two-time All-American earning the distinction in 2009 and 2011. Selected with the 28th overall pick by the Atlanta Braves in the 2011 MLB Draft, Gilmartin finished the 2011 season with a 12-2 record and a 2.09 ERA. He recorded 130 strikeouts while issuing just 21 walks over 120.1 innings of work en route to earning first team All-America honors from Baseball America, NCBWA and Collegiate Baseball. Gilmartin added second team All-America honors from the ABCA to an already impressive resume that same year. He became the Seminoles' Friday night start just three weeks into his freshman season and never relinquished that role until leaving after his junior year to pursue a playing career in Major League Baseball. The southpaw became just the second Seminoles since 2000 to be named an All-American as a freshman, joining Stephen Drew in 2002. Gilmartin went on to garner Freshman Pitcher of the Year accolades from the NCBWA in 2009. The Moorpark, Calif., native left Florida State ranked in the top 10 in career starts (50), innings pitched (330.0), strikeouts (321) and wins (33).



## ROBERT BENINCASA 2012

Robert Benincasa was recognized as a first team All-American by Baseball America, NCBWA and Perfect Game, a third team All-American by Louisville Slugger/Collegiate Baseball and a semifinalist for the Dick Howser Trophy. The junior right hander finished the 2012 season with a 4-2 record, 16 saves and a 1.32 ERA in 32 appearances. Benincasa allowed just eight runs in 41.0 innings of work as he gave up 24 hits while holding opponents to a .163 batting average. The Tampa, Fla., native posted a strikeout-to-walk ratio of 8.3 as he tallied 58 strikeouts to just seven walks. His 16 saves were the second most recorded in a single-season in school history and tied for sixth on FSU's career saves list. Benincasa was drafted by the Washington Nationals in the seventh round of the 2012 MLB First Year Player Draft.



## JAYCE BOYD 2012

Jayce Boyd earned first team All-America accolades from the ABCA and Perfect Game, while honored as a second team All-American by Louisville Slugger/Collegiate Baseball and the NCBWA in 2012. A native of Cantonment, Fla., Boyd finished the 2012 season as the ACC leader in hits with 96. He also ranked in the top 10 in the league in batting average (.376), doubles (21), RBI (61) total bases (129) and on-base percentage (.452). An All-ACC first team first baseman as a junior in 2012, Boyd hit an ACC-best .381 against league opponents in 30 games. Among national leaders, Boyd ranked in the top 50 in hits (10th), doubles (26th), sacrifice flies (26th), RBI (29th) and batting average (39th). Boyd led the Seminoles in 2012 with 19 multi-RBI games and was second on the team with 28 multi-hit games. He registered the only five-hit game of the season against Rhode Island as he finished the game a triple shy of hitting for the cycle collecting three singles, a double and a home run. Boyd also turned in a solid defensive performance at first base finishing the season with a .988 fielding percentage. He was named a semifinalist for the Golden Spikes Award and was selected in the sixth round of the 2012 MLB First Year Player Draft by the New York Mets.



## JAMES RAMSEY 2012

### ABCA Player of the Year

James Ramsey concluded his four-year playing career at Florida State as a two-time All-American earning the honors in 2011 & 2012. The senior captain became the 19th Seminole selected in the first round of the MLB First Year Player Draft when the St. Louis Cardinals picked him with the 23rd overall pick in 2012. Ramsey finished his senior season as the ABCA National Player of the Year and a consensus All-American, the ninth in school history, earning first team honors from the ABCA, Baseball America, the NCBWA, Louisville Slugger Collegiate Baseball and Perfect Game. The 2012 ACC Player of the Year, Ramsey finished the season ranked in the top 10 in the league in 10 offensive categories while leading in batting average (.378), runs (78), total bases (152), on-base percentage (.513) and slugging percentage (.652). He was the only player in the country to rank in the top 10 in on-base percentage, runs per game, runs and walks. The Alpharetta, Ga., native was a two-time first team CoSIDA/Capital One Academic All-American, named the CoSIDA/Capital One Academic All-America of the Year in 2012 and recognized as the ACC Student-Athlete of the Year in 2011 and 2012. He also went on to win the Lowe's Senior CLASS Award in baseball.



## DJ STEWART 2014-15

DJ Stewart collected first team All-America honors from the American Baseball Coaches Association, Baseball America and the NCBWA in 2015 following first team recognition from the ABCA as a sophomore in 2014. Stewart became the 42nd player in Florida State history to be recognized as a first team All-American and the first two-time, first-team All-American since Buster Posey was a repeat first-team honoree in 2007 and 2008. The Yulee, Fla., native closed out the 2015 season leading the team in average (.318), hits (68), home runs (15), runs scored (62), RBI (59), slugging percentage (.593), walks (69) and on-base percentage (.500). He posted single-season career-highs in runs, home runs, slugging percentage, on-base percentage and stolen bases, while leading the nation in walks and walks per game (1.08). In 2014, Stewart ranked in the top 10 in the ACC in eight offensive categories while leading in batting average (.351), on-base percentage (.472) and slugging percentage (.557) en route to earning ACC Player of the Year honors. Stewart finished his FSU career as just the third Seminole in school history to be named a two-time Academic All-American (2014 & 2015). The Seminole outfielder went on to represent the United States of America during the summer of 2014 playing for the U.S. Collegiate National Team. Stewart later became the 22nd first round draft pick in school annals when he was selected with the 25th overall pick in the first round by the Baltimore Orioles in the 2015 MLB First Year Player Draft.






## TAYLOR WALLS 2016

Taylor Walls was named a first team All-American by Baseball America in 2016 after starting all 63 games as the Seminole shortstop. He became just the third first team All-American shortstop for the Seminoles, joining Dick Howser (1957 & 1958) and Stephen Cardullo (2009). In addition to his first team honor from Baseball America, Walls also earned third team marks from the NCBWA and D1Baseball.com and an honorable mention designation from Perfect Game. Walls led Florida State with 72 runs scored

while also recording a .355 batting average, 88 hits (27 extra base hits), 20 doubles, 46 RBI and a .479 on-base percentage. Walls also had 14 stolen bases on just 16 attempts and finished with a .955 fielding percentage at shortstop. In addition to his national accolades, Walls was the second team ACC shortstop and made the 2016 ACC Academic Honor Roll. In the summer between his sophomore and junior seasons in 2016, Walls played for the USA Baseball Collegiate National Team, leading the team with a .405 on-base percentage in 19 games.



## TYLER HOLTON 2017

Tyler Holton was named a first team All-American by both ABCA and D1Baseball following his 2017 campaign in which he started a team-high 18 games. In addition to the first team honors, Holton also earned second team accolades from Baseball America, Collegiate Baseball, and Perfect Game, as well as being named a third team All-American by the NCBWA. He garnered a 2.34 ERA, the lowest of the Seminole pitching staff and the third-lowest amongst ACC pitchers. Holton was credited with 144

strikeouts in the 2017 season, the second-most in the ACC, and he notched six games with double-digit strikeouts. Holton tied the ACC record with his five Pitcher of the Week awards to match Mike Rogers of NC State as the only players to do so in one season. Coming off his fifth Pitcher of the Week honor, Holton faced Louisville on May 26 in the ACC Tournament and hurled eight innings while allowing just one earned run and striking out 10. This performance would place Holton on the 2017 ACC Championship Team. In the Tallahassee Regional elimination game against UCF on June 3, Holton matched his career-high 13 strikeouts in his second complete game of the season in which he allowed just one unearned run. In the summer between his sophomore and junior seasons in 2017, Holton played for the USA Baseball Collegiate National Team and made four starts with a 0.69 ERA and a 2-0 record. Holton was selected in the 35th round of the 2017 MLB Draft by the Miami Marlins (1049 overall pick).

### USA BASEBALL COLLEGIATE NATIONAL TEAM

YR	PLAYER	HOMETOWN
1984	Mike Loynd	Short Hills, N.J.
1986	Ed Fulton	Danville, Va.
1989	Pedro Grifol	Miami, Fla.
	Ricky Kimball	Lithonia, Ga.
1991	Chris Roberts	Middleburg, Fla.
1992	Chris Roberts	Middleburg, Fla.
1993	Mike Martin, Jr.	Tallahassee, Fla.
	Paul Wilson	Orlando, Fla.
1994	Jonathan Johnson	Ocala, Fla.
	Doug Mientkiewicz	Miami, Fla.
	Phil Olson	Sarasota, Fla.
1996	J.D. Drew	Hahira, Ga.
1998	Jon McDonald	Orlando, Fla.
	Nick Stocks	Tampa, Fla.
2005	Shane Robinson	Tampa, Fla.
2009	Tyler Holt	Marion, Ind.
2010	Sean Gilmartin	Moorpark, Fla.
2013	Luke Weaver	DeLand, Fla.
2014	DJ Stewart	Yulee, Fla.
2016	Cole Sands	Tallahassee, Fla.
	Taylor Walls	Cordele, Ga.
2017	Tyler Holton	Tallahassee, Fla.
	Jackson Lueck	Orlando, Fla.
2018	Drew Parrish	Rockledge, Fla.
	CJ Van Eyk	Lutz, Fla.

## ALL-TIME ALL-AMERICANS

YR	PLAYER, POS.	TEAMS MADE
1957	Dick Howser, SS	ABCA
1958	Dick Howser, SS	ABCA
1959	Bob Clem, 2B	ABCA (2)
1961	Jack Dull, 2B	ABCA (3)
1962	Buddy Teagle, C	ABCA
1963	Mike Augustine, OF	ABCA
	Woody Woodward, SS	ABCA (3)
1964	Ken Suarez, C	ABCA
1966	Jim Lyttle, OF	ABCA, TSN
1966	Gary Sprague, SS	TSN (2)
1968	Tom Cook, C	ABCA (3)
1969	Dick Gold, 2B	ABCA, TSN (HM)
1970	Dick Nichols, 2B	TSN, ABCA (2)
	Johnny Grubb, OF	TSN (HM)
	Ron Cash, 3B	TSN (HM)
	Pat Osburn, P	TSN (HM)
1972	John Librandi, OF	ABCA (3)
1975	Danny O'Brien, P	ABCA (HM)
	Randy Davidson, OF	ABCA (HM)
	Steve Tebbetts, OF	TSN (HM)
	Jim Busby, OF	TSN (HM)
1976	Terry Kennedy, C	TSN
	Guillermo Bonilla, 3B	ABCA
1977	Terry Kennedy, C	TSN
1978	Blane McDonald, C	ABCA (2)
1979	Craig Patterson, 2B	ABCA (2)
1980	Mike Fuentes, OF	ABCA, TSN (2)
	Jim Weaver, OF	TSN
1981	Mike Fuentes, OF	ABCA, BA, TSN (2)
	Jeff Ledbetter, DH	TSN, BA (2)
1982	Jeff Ledbetter, OF	ABCA, BA, TSN
1983	Frank Fazzini, OF	BA (FR)
	Doug Little, P	BA (FR)
1984	Frank Fazzini, OF	BA (3)
	Paul Sorrento, OF	BA (FR)
	Luis Alicea, 2B	BA (FR)
	Ray Revak, P	BA (FR-2)
1985	Frank Fazzini, OF	ABCA, BA, TSN (2)
	Doug Little, P	BA (2), ABCA (3)
	Luis Alicea, 2B	BA (3)
	Richie Lewis, P	BA (FR)
	Barry Blackwell, C	BA (FR)
1986	Luis Alicea, 2B	BA, TSN, ABCA (2)
	Mike Loynd, P	ABCA, BA
	Richie Lewis, P	BA
	Bien Figueroa, SS	BA (2)
	Paul Sorrento, OF	BA (2)
1987	Richie Lewis, P	BA, TSN, ABCA (2)
	Ed Fulton, C	BA (3), ABCA (3)
1988	Ricky Kimball, P	BA (FR)
1989	Allen Bevis, 2B	BA (FR-2)
	Pedro Grifol, C	BA (FR-2)
1990	Brad Gregory, P	ABCA (2)
	Gar Finnvoid, P	BA (2)
	Marc Ronan, P	BA (2)
	Roger Bailey, P	BA (FR-2)
	Chris Roberts, OF	BA (FR-2)
1991	Pedro Grifol, C	ABCA, BA
	Eduardo Perez, 1B	ABCA (2), BA (3)
	Chris Roberts, OF	BA (3)
1992	Chris Roberts, OF	BA, ABCA (2)
	Roger Bailey, P	BA (2), ABCA (3)
1993	Link Jarrett, SS	NCBWA (2)
	Doug Mientkiewicz, 1B	NCBWA (3), BA (FR-2)
	Jonathan Johnson, P	CB (FR), BA (FR), CB (3)
	Mickey Lopez, 3B	CB (FR-HM)



# ALL-TIME ALL-AMERICANS/ACADEMIC ALL-AMERICANS

YR	PLAYER, POS.	TEAMS MADE
1994	Link Jarrett, SS	NCBWA (2)
	Jonathan Johnson, P	NCBWA (2), CB (3), BA (3)
	Mike Martin, Jr., C	NCBWA (2)
	Doug Mientkiewicz, 1B	NCBWA (2)
	Jeremy Morris, LF	CB (FR-HM)
1995	Paul Wilson, P	BA, NCBWA, CB (2)
	Jonathan Johnson, P	BA, CB (2)
1996	David Yocum, OF	BA (2), CB (3)
	J.D. Drew, OF	CB (FR), BA (FR)
	J.D. Drew, OF	BA, ABCA, CB, NCBWA
1997	Jeremy Morris, OF	BA (2), CB (2), NCBWA (2)
	Randy Choate, P	BA (3), CB (3), NCBWA
	Scott Zech, 2B	ABCA (3), NCBWA (2)
	Steven "Scooby" Morgan, P	NCBWA (3)
	J.D. Drew, OF	BA, ABCA, CB, NCBWA, TSN
1998	Jeremy Salazar, C	NCBWA, TSN (2), CB (3)
	Matt Diaz, OF	CB (FR), TSN (FR), TSN (3), NCBWA (3)
	Wes Crawford, P	TSN (3)
	Jon McDonald, P	CB (FR), TSN (FR)
	Nick Stocks, P	TSN (FR-2), CB (FR-HM)
1999	Brett Groves, SS	CB (FR-HM)
	Chris Chavez, P	NCBWA
	Kevin Cash, 3B	NCBWA (3)
	Matt Diaz, OF	ABCA, NCBWA, CB (3), BW (2)
	Jon McDonald, P	NCBWA (3)
2000	Marshall McDougall, 2B	ABCA, NCBWA, CB, BW, BA
	Nick Stocks, P	CB, BA (2), ABCA (2)
	Blair Varnes, P	CB (FR), BA (FR)
	John-Ford Griffin, OF	CB (2), ABCA (2)
	Matt Lynch, P	CB (FR), BA (FR-3)
2001	Daniel Hodges, P	CB (FR-HM)
	John-Ford Griffin, OF	BW, CB, BA, NCBWA, ABCA
	Tony Richie, C	CB (FR)
	Trent Peterson, P	CB (FR-HM)
2002	Jeff Probst, IF	CB (FR-HM)
	Ryan Barthelemy, 3B	BW, CB, ABCA, NCBWA (2), BA (3)
	Stephen Drew, SS	BA (2), BA (FR), CB (FR)
	Tony Richie, C	BA (1), CB (3), NCBWA (3)
2003	Matt Lynch, P	CB (2), BW (2), ABCA (2)
	Tony Richie, C	BW (2), CB (2), ABCA (2), NCBWA (3)
	Trent Peterson, P	CB (2), ABCA (2)
	Stephen Drew, SS	BA (3), CB (3)
	Daniel Davidson, P	CB (3)
	Daniel Hodges, P	ABCA (2)
2004	Mark Sauls, P	CB (FR)
	Eddy Martinez-Esteve, 3B	CB (FR)
	Ryne Malone, INF	CB (FR)
	Brian Schultz, P	CB (FR)
2005	Eddy Martinez-Esteve, 3B/OF	ABCA, BA, CB, NCBWA
	Stephen Drew, SS	BA (2), ABCA (3), CB (3), NCBWA (3)
	Shane Robinson, OF	BA, ABCA, NCBWA, CB
2006	Tyler Chambliss, P	NCBWA (3)
	Shane Robinson, OF	CB (3), NCBWA (2), CBF
	Tyler Chambliss, P	NCBWA (3)
2007	Buster Posey, SS	CB (FR)
	Tony Thomas, Jr., 2B	CB, R, NCBWA, ABCA, BA
	Bryan Henry, P	CB, ABCA, R (2), NCBWA (3), BA (3)
	Buster Posey, C	CB, BA (2), ABCA (3)
	Mark Hallberg, SS	ABCA (3)
2008	Jason Stidham, 3B	CB (FR), R (FR), BA (2-FR)
	Buster Posey, C	ABCA, BA, CB, NCBWA, R
	Matt Faircl, P	NCBWA (2)
	Stuart Tapley, 3B	CB (FR), R (FR), NCBWA (2-FR)
	Tyler Holt, OF	NCBWA (2-FR)
Mike McGee, UT	R (FR), NCBWA (2-FR)	

YR	PLAYER, POS.	TEAMS MADE
2009	Stephen Cardullo, SS	BA
	Tyler Holt, OF	BA (2), CB (2), NCBWA (2)
	Mike McGee, UT	BA (2), NCBWA (3)
	Sean Gilmartin, P	NCBWA (2), CB (3), ABCA (3), BA (FR), R (FR)
2010	Mike McGee, UT	BA, NCBWA
	Mike McGee, RP	CB (3)
2011	Tyler Holt, OF	BA (2), CB (2)
	Sean Gilmartin, P	BA, CB, NCBWA, ABCA (2)
	James Ramsey, OF	ABCA (3), BA (3), NCBWA (3)
2012	Robert Benincasa, P	BA, NCBWA, PG, CB (3)
	Jayce Boyd, 1B	ABCA, PG, CB (2), NCBWA (2)
	James Ramsey, OF	ABCA, BA, CB, NCWA, PG
	Devon Travis, 2B	CB (2)
	Mike Compton, P	CB (FR), NCBWA (FR), BA (2-FR), PG (2-FR)
2013	Brandon Leibrandt, P	BA (FR), CB (FR), PG (FR)
	Scott Sitz, P	CB (3)
	DJ Stewart, OF	BA (FR), CB (FR), NCBWA (FR), PG (FR)
2014	DJ Stewart, OF	ABCA, BA (2), CB (2), NCBWA (2), PG (2)
	Luke Weaver, P	CB (3)
2015	DJ Stewart, OF	ABCA, BA, NCBWA, D1 (2), PG (2)
	Billy Strode, P	NCBWA (3)
	Dylan Busby, 3B	CB (FR)
2016	Taylor Walls, SS	BA, NCBWA (3), D1 (3), NCBWA (HM)
	John Sansone, 3B	CB (3)
	Cal Raleigh, C	CB (FR), BA (FR), NCBWA (FR), PG (FR), D1 (FR)
	Tyler Holton, UTIL	BA (2-FR), D1 (2-FR)
2017	Tyler Holton, P	ABCA, D1, BA (2), CB (2), PG (2), NCBWA (3)
	Quincy Nieporte, DH	ABCA (3)
	Drew Mendoza, 1B	CB (FR), D1 (2-FR), BA (2-FR)
2018	Cal Raleigh, C	CB (2), ABCA (3), BA (3), D1 (3), PG (3)
	Drew Parrish, P	CB (2), D1 (3), PG (HM)
	Jonah Scolaro, P	CB (FR)
CJ Van Eyk, P	BA (2-FR), D1 (2-FR), NCBWA (2-FR)	

## KEY:

- ABCA - American Baseball Coaches Association
- BA - Baseball America
- BW - Baseball Weekly
- CB - Collegiate Baseball
- D1 - D1Baseball.com
- PG - Perfect Game
- NCBWA - National Collegiate Baseball Writers Association
- R - Rivals.com
- TSN - The Sporting News


- FR - Freshman All-America Team
- HM - Honorable Mention.

## ACADEMIC ALL-AMERICANS

(Selected by the College Sports Information Directors of America)

Greg Gromek, SS	1970 (1), 1971 (1)
Carl Gromek, P	1970 (1)
Dick Nichols, INF	1970 (2)
Danny D'Brien, P	1975 (1)
Tommy Zoeller, 1B	1985 (3)
Gar Finnold, P	1989 (1)
Matt Diaz, OF	1999 (3)
Buster Posey, C	*2008 (1)
James Ramsey, OF	2011 (1), *2012 (1)
Gage Smith, P	2014 (2)
DJ Stewart, OF	2014 (3), 2015 (2)
Mike Compton, P	2015 (3)
Josh Delph, OF	2015 (3)

\* Academic All-American of the Year



## TERRY KENNEDY 1977

**The Sporting News Player of the Year**

Swinging his big bat or crouched behind the plate, Terry Kennedy gave Florida State his best. From 1975-77, he drove in 122 runs and clouted 32 homers. His 64 RBIs, 21 home runs and .810 slugging average were school records in 1976. He earned 1976 All-Region and 1977 All-Metro honors. In both 1976 and '77, he was named a first team All-American by The Sporting News and added Most Valuable Player recognition from the magazine in 1977.

### 1977 Statistics

G	AB	R	H	2B	3B	HR	TB	RBI	SB-CS	BB	SO	HBP	S-SF	AVG.
40	165	33	55	16	0	8	93	41	2-0	15	33	1	0-3	.333

### Post-Florida State

Kennedy was drafted with the sixth overall pick by the St. Louis Cardinals in the 1977 MLB Draft. The Cardinals called Kennedy up to the majors in 1978, beginning a 14-year career in the major leagues that included stops with the San Diego Padres, Baltimore Orioles, and San Francisco Giants. Kennedy was a four-time All-Star, a 1983 Silver Slugger, and played in two World Series with the Padres (1984) and Giants (1989).



## MIKE FUENTES 1981

**Golden Spikes Award**

Mike Fuentes went from being cut from the Seminole team to winning the Golden Spikes Award in 1981, symbolizing college baseball's best player. He was FSU's third two-time All-American (ABCA) and also earned first-team recognition from Baseball America. He became the first Seminole to hit .400 in a season when he batted .408 as a junior while leading Florida State into the 1980 College World Series. Fuentes capped a brilliant career with a senior season that included 27 home runs, 81 RBI and a .360 average. During that year, he broke the NCAA career home run mark, finishing his career with 64.

### 1981 Statistics

G	AB	R	H	2B	3B	HR	TB	RBI	SB-CS	BB	SO	HBP	S-SF	AVG.
78	300	92	106	10	0	27	197	83	22-4	53	45	2	0-5	.353

### Post-Florida State

Fuentes was a second-round draft pick of the Expos in 1981, playing nine games in the major leagues between 1983 and 1984.



## JEFF LEDBETTER 1982

**The Sporting News Player of the Year  
Baseball America Player/Pitcher of the Year**

Jeff Ledbetter was nicknamed "Tree Tops" for his monumental blasts into the pine trees behind the right-field wall at Seminole Field. Ledbetter set NCAA and FSU records in almost every offensive category, including home runs in a season (42), career home runs (97), home runs in a game (4), career RBI (346), total bases in a season (273) and career total bases (346). Ledbetter ended an outstanding 1982 season by


being named All-Metro, All-Metro Tournament, Metro Player of the Year, consensus All-American and The Sporting News and Baseball America Player of the Year.

### 1982 Statistics

G	AB	R	H	2B	3B	HR	TB	RBI	SB-CS	BB	SO	HBP	S-SF	AVG.
74	312	105	119	22	3	42	273	124	5-4	52	38	1	0-4	.381

### Post-Florida State

Ledbetter was a first-round selection (26th overall) of the Boston Red Sox in the 1982 MLB Draft. Ledbetter played parts of five seasons in the minor leagues, reaching AA with the Arkansas Travelers (St. Louis Cardinals).



## MIKE LOYND 1986

**Golden Spikes Award**

Mike Loynd, who led the Seminoles to a 61-13 record and a second place finish in the College World Series, was named the 10th recipient of the Golden Spikes Award in 1986. Loynd won the award after compiling a 20-3 record in a stellar senior season. Loynd was a master at fooling opposing batters, striking out 223 of them. Because of his tremendous numbers, Loynd was a first team ABCA and Baseball America All-American, as well as the Metro Tournament MVP.

### 1986 Statistics

W-L	S	ERA	APP	GS	CG	IP	R	ER	H	BB	SO	WP	2B-3B-HR
20-3	1	2.45	25	24	5	164.2	63	45	136	57	223	20	22-3-11

### Post-Florida State

Loynd was taken in the seventh round of the 1986 MLB Draft by the Texas Rangers and was called up to the major leagues after just five games played for Tulsa in the Rangers farm system. Loynd pitched in 35 games, with 16 starts, over two seasons with the Rangers, going 3-7 with a 5.82 earned run average. Loynd continued to play in the minor leagues through the 1994 season.



## J.D. DREW 1997

**Golden Spikes Award | Collegiate Baseball Player of the Year  
The Sporting News Player of the Year | Baseball America Player of the Year**

J.D. Drew rewrote history as he established himself as one of the best hitters in college baseball. Drew was a consensus 1st Team All-American after becoming the only player in Division I baseball history to hit 30 home runs and steal 30 bases. He batted a FSU record .455 in 1997, while becoming one of just three players in Division I college baseball history

to record a triple-triple – 100 hits, 100 runs, 100 RBI. Drew broke a total of 17 Florida State and ACC records and his No. 39 jersey was retired during the 2017 season in a ceremony at Dick Howser Stadium.

### 1997 Statistics

G	AB	R	H	2B	3B	HR	TB	RBI	SB-CS	BB	SO	HBP	S-SF	AVG.
67	233	110	106	15	5	31	224	100	32-10	84	37	8	1-3	.455

### Post-Florida State

Drew enjoyed a 14-year MLB career after being the No. 2 pick in the 1997 MLB Draft and No. 5 pick in 1998. Drew hit .278 with 242 home runs and was a part of the 2007 Boston Red Sox World Series champions. In 2008, Drew was the All-Star Game MVP in his only appearance in the game.



## SHANE ROBINSON 2005

**Collegiate Baseball Player of the Year**

Shane Robinson put together one of the most remarkable seasons in Seminole baseball history earning consensus first team All-American honors. The Tampa native was just the fifth consensus first team All-American in FSU history and was a candidate for every national player of the year honor. Robinson enjoyed a school record 40-game hitting streak that garnered the sophomore national attention including a resolution passed by the Florida House of Representatives recognizing the streak.

It was the ninth longest streak ever in Division I baseball and the second-longest in ACC history. Robinson became the first player in FSU history to record 100 hits and steal 40 bases in the same season in 2005 and he was also the first player in the nation to reach the 100-hit plateau that year. He led the nation in hits (122) and runs scored (96).

### 2005 Statistics

G	AB	R	H	2B	3B	HR	TB	RBI	SB-CS	BB	SO	HBP	S-SF	AVG.
73	286	96	122	25	4	6	173	43	49-7	57	28	10	4-2	.427

### Post-Florida State

A fifth-round pick of St. Louis, Robinson has played parts of eight seasons with the Cardinals, Minnesota Twins, and Los Angeles Angels.

# FSU NATIONAL AWARD WINNERS



## TONY THOMAS JR. 2007

Collegiate Baseball Player of the Year | Rivals.com Player of the Year

Thomas garnered Atlantic Coast Conference Player of the Year and All-ACC first team accolades, while being named a finalist for the Golden Spikes Award, Dick Howser Trophy and Brooks Wallace Award in 2007. The Valrico, Fla., native became the first Seminole to register 30 doubles, 100 hits and 30 stolen bases in a single season. He finished his junior campaign with 33 doubles which tied for the second-most in a single season at FSU. Thomas led the ACC in batting average with a

.430 mark while ranking first in six other offensive categories (hits/game, run/game, doubles/game, total bases/game, on-base percentage and slugging percentage).

### 2007 Statistics

G	AB	R	H	2B	3B	HR	TB	RBI	SB-CS	BB	SO	HBP	S-SF	AVG.
62	258	91	111	33	6	11	189	50	31-5	43	39	10	1-3	.430

### Post-Florida State

Thomas was a third-round selection of the Chicago Cubs and has played for minor league affiliates of the Cubs, Boston Red Sox, Minnesota Twins, Chicago White Sox, Philadelphia Phillies, and Detroit Tigers.



## BUSTER POSEY 2008

Golden Spikes Award | Dick Howser Trophy | Brooks Wallace Award | Johnny Bench Award | Baseball America Player of the Year | Collegiate Baseball Player of the Year | Rivals.com Player of the Year

Posey won every major Player of the Year award in 2008 including the Johnny Bench Award, given to the nation's top collegiate catcher. FSU's seventh consensus All-American in school history, finished the season as

the national leader in six offensive categories including batting average (.463), hits (119), runs batted in (93), total bases (226), on-base percentage (.566) and slugging percentage (.879). His .463 batting average was the highest recorded in a single-season in Seminole baseball history. He became just the fourth student-athlete in ACC history to capture baseball's version of the triple crown as he finished 2008 leading the league in batting average, home runs (26) and RBI.

### 2008 Statistics

G	AB	R	H	2B	3B	HR	TB	RBI	SB-CS	BB	SO	HBP	S-SF	AVG.
68	257	89	119	21	4	26	226	93	5-3	57	29	8	0-3	.463

### Post-Florida State

A five-time All-Star with the Giants, Posey was the 2010 Rookie of the Year, the 2012 NL MVP, a three-time Silver Slugger and the 2016 Gold Glove winner. The Giants won World Series titles with Posey behind the plate in 2010, 2012, and 2014.



## JAMES RAMSEY 2012

ABCA Player of the Year

Ramsey finished his senior season as the ABCA National Player of the Year and a consensus All-American, the ninth in school history, earning first team honors from the ABCA, Baseball America, the NCBWA, Louisville/Sluggo Collegiate Baseball and Perfect Game. The 2012 ACC Player of the Year, Ramsey finished the season ranked in the top 10 in the league in 10 offensive categories while leading in batting

average (.378), runs (78), total bases (152), on-base percentage (.513) and slugging percentage (.652). He was the only player in the country to rank in the top 10 in on-base percentage, runs per game, runs and walks. The Alpharetta, Ga., native was a two-time first team CoSIDA/Capital One Academic All-American, named the CoSIDA/Capital One Academic All-America of the Year in 2012 and recognized as the ACC Student-Athlete of the Year in 2011 and 2012. He also went on to win the Lowe's Senior CLASS Award in baseball.

### 2012 Statistics

G	AB	R	H	2B	3B	HR	TB	RBI	SB-CS	BB	SO	HBP	S-SF	AVG.
67	233	78	88	13	6	13	152	58	11-5	63	42	9	2-7	.378

### Post-Florida State

Drafted 23rd overall by St. Louis, Ramsey has played six years in the minors with the Cardinals, Cleveland Indians, LA Dodgers and Seattle Mariners.



## MATT DIAZ 1998

The Sporting News Freshman of the Year

Diaz capped off his freshman season with The Sporting News Freshman of the Year honor, in addition to his Third Team All-American (NCBWA) and First Team Freshman All-American (Collegiate Baseball) accolades. His 1998 season featured a .390 batting average, 22 home runs (an FSU freshman record) and 84 RBI.

### 1998 Statistics

G	AB	R	H	2B	3B	HR	TB	RBI	SB-CS	BB	SO	HBP	S-SF	AVG.
72	269	67	105	17	2	22	192	84	11-4	18	61	8	2-3	.390

### Post-Florida State

Drafted in the 17th round of the 1999 draft by the Tampa Bay Rays and went on to play for the Kansas City Royals, Atlanta Braves, Pittsburgh Pirates, and Miami Marlins organizations in his 11-year major league career.



## BLAIR VARNES 1999

Collegiate Baseball Freshman of the Year

Varnes was named the Collegiate Baseball Freshman of the Year in 1999, as well as First Team Freshman All-American by Baseball America. After sitting out the 1998 season due to Tommy John surgery, Varnes' redshirt freshman campaign saw an 11-2 record with 76 strikeouts and only 20 walks and he started the national championship game despite tearing his ACL during a Super Regional celebration.

### 1999 Statistics

W-L-S	ERA	APP	GS	CG	IP	R	ER	H	BB	SO	WP	2B-3B-HR
11-2-0	4.13	19	19	0	109.0	60	50	112	20	76	6	20-1-5

### Post-Florida State

Varnes was part of the inaugural class of his hometown Pascagoula (Miss.) Hall of Fame in 2015. After his outstanding freshman season, Varnes was a captain as a senior in 2002. His 41 wins rank fourth in ACC history.



## STEPHEN DREW 2002

Baseball America Freshman of the Year

Drew was named Baseball America's Freshman of the Year in 2002, in addition to being the ACC Rookie of the Year. The Hahira, Ga., native led the Seminoles with a .402 batting average and was second on the team with 16 home runs.

### 2002 Statistics

G	AB	R	H	2B	3B	HR	TB	RBI	SB-CS	BB	SO	HBP	S-SF	AVG.
46	204	64	82	15	4	16	153	54	13-2	20	30	3	1-3	.402

### Post-Florida State

Drafted 15th overall by the Arizona Diamondbacks in 2004 and has earned MLB playing time with the Diamondbacks, Oakland Athletics, Boston Red Sox, New York Yankees, and Washington Nationals in his current 12-year playing career.





## SEAN GILMARTIN 2009

**NCBWA Freshman Pitcher of the Year**  
Following his 2009 season, Gilmartin was named NCBWA Freshman Pitcher of the Year and became only the second freshman in school history to earn first team All-ACC accolades. The Moorpark, Ca., native garnered a 12-3 record with two complete games and worked an opponent batting average of just .221.

### 2009 Statistics

W-L-S	ERA	APP	GS	CG	IP	R	ER	H	BB	SO	WP	2B-3B-HR
12-3-1	3.49	18	15	2	98.0	48	38	81	37	83	11	15-0-14

### Post-Florida State

Drafted as the 28th overall pick in 2011 by the Atlanta Braves and has appeared in 66 games over three seasons for the New York Mets.



## BUSTER POSEY 2008

**Rawlings Gold Glove Award - Catcher**  
Posey earned the 2008 Rawlings Gold Glove Award at catcher in just the second year of the award's inception. The Leesburg, Ga., native posted a .983 fielding percentage in his 62 starts behind the plate. The 2008 season ended with Posey throwing out 40.7 percent of would-be base stealers while tallying six pick-offs. Posey closed the season with a 12-game errorless streak after playing his first season as a Seminole at a shortstop. Posey also spent time on the mound for the 2008 Seminoles.

### 2008 Statistics

G	C	PO	A	E	FLD%	DPs	SBA	CSB	SBA%	PB	CI
68	483	424	51	8	.983	5	35	24	.593	2	0



## TYLER HOLT 2009

**Rawlings Gold Glove Award - Outfielder**  
Holt earned the 2009 Rawlings Gold Glove Award for his outstanding defensive effort in centerfield. He finished the season with a .993 fielding percentage and committed only one error in 142 fielding opportunities. Holt also picked up a pair of outfield assists to help him become the second Florida State recipient of the award.

### 2009 Statistics

G	C	PO	A	E	FLD%	DPs	SBA	CSB	SBA%	PB	CI
63	142	139	2	1	.993	1	0	0	-	0	0



## SHERMAN JOHNSON 2012

**Rawlings Gold Glove Award - Third Baseman**  
Johnson became the third Seminole to earn a Rawlings Gold Glove with his impressive defensive work at third base in 2012. Johnson started all 66 games for Florida State and posted a .970 fielding percentage while committing just six errors in 200 fielding chances. In his last 35 games leading into the College World Series game against Arizona, Johnson committed only one error.

### 2012 Statistics

G	C	PO	A	E	FLD%	DPs	SBA	CSB	SBA%	PB	CI
67	203	67	130	6	.970	15	0	0	-	0	0




## LUKE WEAVER 2014

**Rawlings Gold Glove Award - Pitcher**  
Since the Rawlings Gold Glove was introduced in 2007, Weaver became the fourth Seminole recipient of the award following his outstanding defensive performance as a starting pitcher in 2014. Weaver was perfect in 26 defensive chances on the mound and finished the season with 19 assists and seven putouts. He also helped turn three double plays, caught one runner stealing, and picked off two runners.

### 2014 Statistics

G	C	PO	A	E	FLD%	DPs	SBA	CSB	SBA%	PB	CI
16	26	7	19	0	1.000	3	2	1	.667	0	0



## MIKE MCGEE 2010

**John Olerud Two-Way Player of the Year**  
McGee was named the winner of the John Olerud Two-Way Player of the Year award in 2010, which recognizes the best college baseball player both on the mound and at the

plate. Working both a 2.96 ERA and a .328 batting average made McGee an invaluable member of the 2010 Seminoles, and he led the team in home runs (17) and RBI (73) for the second year in a row. McGee's 13 saves are also the third-most in a single season at Florida State.

### 2010 Statistics

G	AB	R	H	2B	3B	HR	TB	RBI	SB-CS	BB	SO	HBP	S-SF	AVG.
68	250	61	82	15	1	17	150	73	5-3	44	53	9	2-5	.328

W-L-S	ERA	APP	GS	CG	IP	R	ER	H	BB	SO	WP	2B-3B-HR
4-1-13	2.96	20	1	0	27.1	10	9	15	18	33	0	2-0-2



## ALL-ACC

### 1992

UT	Chris Roberts - JR	FT
OF	Ty Mueller - JR	ST
P	Roger Bailey - JR	ST
P	Tim Davis - SR	ST

### 1993

P	Paul Wilson - SO	ST
DH	Mike Schmitz - JR	ST

### 1994

2B	Mickey Lopez - SO	FT
P	Paul Wilson - JR	FT
1B	Doug Mientkiewicz - SO	ST
SS	Link Jarrett - SR	ST
C	Mike Martin, Jr. - JR	ST
P	Jonathan Johnson - SO	ST

### 1995

P	Jonathan Johnson - JR	FT
1B	Doug Mientkiewicz - JR	ST
2B	Mickey Lopez - JR	ST
OF	Randy Hodges - SR	ST
P	David Yocum - SO	ST
P	Phil Olson - JR	ST

### 1996

2B	Scott Zech - JR	FT
SS	Brooks Badeaux - SO	FT
OF	J.D. Drew - SO	FT
OF	Jeremy Morris - JR	FT
P	Chuck Howell - JR	ST

### 1997

OF	J.D. Drew - JR	FT
OF	Jeremy Morris - SR	FT
P	Randy Choate - JR	FT
2B	Scott Zech - SR	ST
3B	Geoff Sprague - SR	ST
P	Zach Diaz - SO	ST

### 1998

OF	Brian Cox - SR	FT
C	Jeremy Salazar - SR	FT
OF	Matt Diaz - FR	ST
P	Jon McDonald - R-FR	ST

### 1999

2B	Marshall McDougall - JR	FT
OF	Matt Diaz - SO	FT
P	Chris Chavez - SR	FT
P	Nick Stocks - SO	FT
3B	Kevin Cash - JR	ST
P	Jon McDonald - R-SO	ST

### 2000

OF	Chris Smith - SO	FT
UT	Marshall McDougall - SR	FT
DH	John Ford-Griffin - SO	FT
P	Mike Ziegler - JR	FT
1B	Ryan Barthelemy - SO	ST

### 2001

1B	Ryan Barthelemy - JR	FT
OF	John Ford-Griffin - JR	FT
SP	Blair Varnes - JR	FT
OF	Karl Jernigan - SR	ST
SP	Matt Lynch - SO	ST
RP	Justin Lord - JR	ST

### 2002

3B	Ryan Barthelemy - SR	FT
C	Tony Richie - SO	FT
SP	Matt Lynch - JR	FT
1B	Jerrold Brown - JR	ST
SS	Stephen Drew - FR	ST
OF	Tony McQuade - SO	ST
OF	Nick Rogers - SR	ST

### 2003

SS	Stephen Drew - SO	FT
OF	Tony McQuade - JR	FT
P	Trent Peterson - JR	FT
1B	Jerrold Brown - SR	ST
C	Tony Richie - JR	ST
P	Daniel Davidson - SR	ST
P	Daniel Hodges - SR	ST
P	Matt Lynch - SR	ST

### 2004

SS	Stephen Drew - JR	FT
OF	Eddy Martinez-Esteve - SO	FT
2B	Bryan Zech - SR	ST
P	Rhett James - SR	ST
INF	Ryne Malone - FR	ST

### 2005

P	Bryan Henry - SO	FT
OF	Shane Robinson - SO	FT
P	Tyler Chambliss - SO	ST
C	Aaron Cheesman - R-SR	ST
P	Kevin Lynch - SR	ST
1B	Ryne Malone - SO	ST

### 2006

P	Bryan Henry - JR	FT
OF	Shane Robinson - JR	FT
P	Tyler Chambliss - JR	ST

### 2007

SS	Mark Hallberg - JR	FT
P	Bryan Henry - SR	FT
C	Buster Posey - SO	FT
OF	Jack Rye - JR	FT
2B	Jason Stidham - FR	FT
3B	Tony Thomas, Jr. - JR	FT
OF	Mark Gildea - R-SO	ST

### 2008

C	Buster Posey - JR	FT
OF	Jack Rye - SR	FT
P	Elih Villanueva - JR	FT
SS	Tony Delmonico - JR	ST
P	Matt Fairrel - SO	ST

### 2009

OF	Tyler Holt - SO	FT
P	Sean Gilmartin - FR	FT
SS	Stephen Cardullo - JR	ST
UT	Mike McGee - SO	ST
2B	Jason Stidham - JR	ST

### 2010

OF	Tyler Holt - SO	FT
UT	Mike McGee - SO	FT

### 2011

2B	Devon Travis - SO	FT
OF	James Ramsey - JR	FT
UT	Mike McGee - JR	FT
P	Sean Gilmartin - JR	FT
C	Rafael Lopez - SR	ST
RP	Daniel Bennett - SR	ST

### 2012

RP	Robert Benincasa - JR	FT
1B	Jayce Boyd - JR	FT
OF	James Ramsey - SR	FT
2B	Devon Travis - JR	FT
SP	Mike Compton - FR	ST

### 2013

SP	Scott Sitz - SR	FT
C	Stephen McGee - JR	ST
OF	DJ Stewart - FR	ST
SP	Luke Weaver - SO	ST

### 2014

3B	Jose Brizuela - JR	FT
1B	John Nogoski - JR	FT
OF	DJ Stewart - SO	FT
SP	Luke Weaver - JR	FT
DH	Josh Delph - JR	TT
RP	Gage Smith - SR	TT

### 2015

OF	DJ Stewart - JR	FT
RP	Billy Strode - SR	ST
1B	Quincy Nieporte - SO	TT

### 2016

3B	John Sansone - SR	FT
SS	Taylor Walls - SO	ST
C	Cal Raleigh - FR	FRT

### 2017

P	Tyler Holton - SO	FT
DH/UT	Quincy Nieporte - SR	ST
3B	Dylan Busby - JR	TT
OF	J.C. Flowers - FR	FRT
1B	Drew Mendoza - FR	FRT

### 2018

P	Drew Parrish - SO	FT
C	Cal Raleigh - JR	FT
OF	Jackson Lueck - JR	TT
3B	Drew Mendoza - SO	TT
P	CJ Van Eyk - FR	FRT

FT- First Team; ST-Second Team; TT- Third Team; FRT - Freshman Team

## ACC PLAYER/PITCHER OF THE YEAR

1997	J.D. Drew	OF
1999	Marshall McDougall	2B
2001	John Ford-Griffin	OF
2007	Tony Thomas, Jr.	2B
2007	Bryan Henry	RHP
2008	Buster Posey	C
2012	James Ramsey	OF
2014	DJ Stewart	OF

## ACC COACH OF THE YEAR

Mike Martin	1996, 1998, 1999, 2001, 2007, 2009, 2012
-------------	---

## ACC SCHOLAR-ATHLETE OF THE YEAR

2008	Buster Posey	JR	C
2011	James Ramsey	JR	OF
2012	James Ramsey	SR	OF
2013	Gage Smith	JR	RP
2014	Gage Smith	SR	RP

## ACC POSTGRAD SCHOLARSHIPS

Matt Lynch (honorary)	2003
Aaron Cheesman	2005

## ALL-ACC ACADEMIC TEAM

### 2006 (6)

Bryan Henry	JR	RHP
Michael Hyde	JR	RHP
Buster Posey	FR	SS
Jack Rye	SO	OF
Ryan Strauss	SO	OF
Luke Tucker	JR	RHP

### 2007 (7)

Travis Anderson	SR	OF
Mark Gildea	SO	OF
Mark Hallberg	JR	SS
Bryan Henry	SR	RHP
Michael Hyde	SR	RHP
Tommy Oravetz	SO	UT
Buster Posey	SO	C

### 2008 (6)

Matt Fairel	SO	P
Tommy Oravetz	JR	DH
Buster Posey	JR	C
Jack Rye	SR	OF
Ryan Strauss	SR	P
Stuart Tapley	FR	3B

### 2009 (2)

Tyler Holt	SO	OF
Tommy Oravetz	SR	DH

### 2010 (6)

Tyler Everett	JR	P
John Gast	JR	P
Tyler Holt	JR	OF
James Ramsey	SO	OF
Devon Travis	FR	2B
Stuart Tapley	JR	DH

### 2011 (4)

Robert Benincasa	SO	P
Parker Brunelle	SR	C
James Ramsey	JR	OF
Devon Travis	SO	2B

### 2012 (9)

Robert Benincasa	JR	P
Mike Compton	FR	P
Brandon Leibrandt	FR	P
Stephen McGee	SO	C
Peter Miller	SO	P
Seth Miller	JR	OF
James Ramsey	SR	OF
Gage Smith	SO	P
Devon Travis	JR	2B

### 2013 (6)

Josh Delph	SO	OF
Brandon Leibrandt	SO	P
Stephen McGee	JR	C
Peter Miller	JR	P
Seth Miller	SR	OF
Gage Smith	JR	P

### 2014 (8)

Mike Compton	SO	P
Josh Delph	JR	OF/DH
Ben DeLuzio	FR	OF
Justin Gonzalez	SR	SS
John Sansone	SO	2B
Gage Smith	SR	P
Billy Strode	JR	P
Luke Weaver	JR	P

### 2015 (6)

Mike Compton	JR	RHP
Josh Delph	SR	OF
Ben DeLuzio	SO	OF
Bryant Holtmann	SR	LHP
Chris Marconcini	SR	DH
DJ Stewart	JR	OF

### 2016 (4)

Drew Carlton	SO	RHP
Mike Compton	SR	RHP
Ben DeLuzio	JR	OF
Chase Haney	FR	RHP

### 2017 (2)

Drew Carlton	JR	RHP
Drew Mendoza	FR	1B

### 2018 (3)

Andrew Karp	JR	RHP
Drew Mendoza	SO	3B
Cal Raleigh	JR	C

## ACC ACADEMIC HONOR ROLL

<b>5x</b>	
Parker Brunelle	2008-12
Aaron Cheesman	2001-05
Mike Compton	2012-16
Chris Whidden	1999-2003

<b>4x</b>	
Josh Delph	2012-15
Cobi Johnson	2015-18
Andrew Karp	2015-18
Peter Miller	2011-14
James Ramsey	2009-12
Eric Roman	1999-2002
Jack Rye	2005-08
Mark Sauls	2003-06
Gage Smith	2010, 2012-14
Ryan Strauss	2005-08

<b>3x</b>	
Ryan Barthelemy	2000-02
John Bentley	1999-2001
Ben DeLuzio	2014-16
Tyler Everett	2008-10
Christopher Ginn	1998-99, 2001
Justin Gonzalez	2010-11, 2013
<b>Chase Haney</b>	<b>2016-18</b>
Bryan Henry	2005-07
Bryant Holtmann	2013-15
Lee Howard	2012-14
Michael Hyde	2005-07
Brandon Johnson	2011-13
Matt Lynch	2000-02
Stephen McGee	2010-11, 2013
Seth Miller	2011-13
Ruairi O'Connor	2007-09
Tommy Oravetz	2007-09
Buster Posey	2006-08
Josh Spivey	2005-07
DJ Stewart	2013-15
Billy Strode	2013-15
Hank Truluck	2015-17
Blair Varnes	2000-02
Luke Weaver	2012-14
Nick Whidden	1999-2001
Zach Diaz	1996, 1998-99

<b>2x</b>	
Travis Anderson	2006-07
Brooks Badeaux	1997-98
Michael Bell	1994-95
Robert Benincasa	2011-12
Dillon Brown	2016-17
Kenny Burkhead	2013-14
Stephen Cardullo	2008-09
Drew Carlton	2016-17
Alex Carpenter	2017-18
Kyle Cavanaugh	2017-18
Michael Chevalier	2001-02
Charles Cleveland	2005-06
Alex Deise	2015-16
Matt Diaz	1998-99
Matt Fairel	2007-08
Evan Geist	2011-12
Mark Gildea	2005, 2007
Chris Hart	1999, 2003
Matt Henderson	2016-17
Terrence Henderson	1997-98
Jared Herron	2017-18
Tyler Holt	2009-10
Tyler Holton	2016, 2018
Rhett James	2003-04
Link Jarrett	1993-94

Trent Jarvis	2004, 2007
Marc Lamacchia	2002-03
Brandon Leibrandt	2012-13
Blair McCaleb	2001-02
Sean O'Brien	2011-12
Phil Olson	1993, 1995
Cal Raleigh	2016, 2018
Shane Robinson	2004, 2006
John Sansone	2014-15
Michael Smalley	1998-99
Stuart Tapley	2008, 2010
Devon Travis	2010-11
Luke Tucker	2006-07
Ryan Vigue	2008-09
Taylor Walls	2016-17
Andy Ward	2015-16
James Winston	2013-14
Matt Woodward	1995, 1998

### 1x

Giovanni Alfonso	2013
Rhett Aplin	2018
Blake Balkcom	2003
Rafael Bournigal	2018
Ive Buckley	2011
Dylan Busby	2017
Brian Busch	2012
Bryan Bussey	2017
Brian Chambers	2007
Ohmed Danesh	2010
Marcus Davis	2013
Timmy Delph	2015
Nick Derr	2017
Daniel Diaz	2006
Michael DiBlasi	1999
Danny Dichter	1993
J.D. Drew	1997
Skylar Frey	2018
John Gast	2008
Sean Gilmartin	2010
Caleb Graham	2007
Brett Groves	2000
Mark Hallberg	2007
Scott Hudson	1997
Sherman Johnson	2011
Brian Kelley	2005
Matt Kinney	2016
Brian Kraft	2000
Kevin Krietemeyer	1993
William Lawrence	1993
Justin Lord	2001
Rafael Lopez	2011
Jackson Lueck	2018
Kevin Lynch	2005
Corben Madden	2010
Ryne Malone	2006
Neil Malpass	2006
Chris Marconcini	2015
Brent Marsh	2006
Mike Martin, Jr.	1995
<b>Drew Mendoza</b>	<b>2017</b>
Mike McGee	2011
Tony McQuade	2001
Gary Merians	2012
Darren Miller	2016
Justin Miller	2002
Ladson Montgomery	2014
Kyle Mulligan	1997
Kyle Patrick	2003
Mark Peterson	2008
Jack Posey	2008
Jordan Priddle	2012
Bobby Rauh	2007
Derek Reams	1993
Brandon Reitz	2017
Rocky Roquet	2002
Cole Sands	2017
Sam Scott	1999
Chad Sheffer	1993
Scott Sitz	2011
Richie Smith	2002
Justin Sorokowski	2017
Nick Stocks	1999
Clint Thigpen	1999
Scott Thorson	2007
David Trexler	2010
Derek Vail	2015
Dean Vinson	1995
Tyler Warmoth	2016
Colby Weaver	1994
Ryan West	2000
Iyson Young	2010
Will Zirzow	2014



***STAFF***



***HONORS***



***PLAYERS***



***RESULTS***



***REVIEW***



***PROS***



***RECORDS/  
STATS***



***ADMIN***





# FSU || ALL-TIME SERIES RECORDS

## PROFESSIONAL EXHIBITIONS

	FIRST	LAST	SERIES STANDINGS
Tallahassee Citizens	1951	1951	1-0
Tallahassee Rebels	1954	1954	1-1
Knoxville (A)	1958	1958	1-0
Birmingham (AA)	1968	1968	0-3
Pittsfield (AA)	1968	1968	0-3
Pawtucket (AAA)	1970	1970	0-1
Baltimore (AL)	1970	1970	0-1
Atlanta (NL)	1981	1982	1-1
Kansas City (AL)	1988	1988	Rained out
Tampa Bay (AL)	1998	1998	0-1
Florida (NL)	1994	2001	0-2
Philadelphia (NL)	2007	2012	0-4
New York (AL)	1978	2014	0-3
<b>Totals</b>			<b>4-20 (.167)</b>

## AGAINST THE ACC

Overall	FIRST	LAST	SERIES STANDINGS	Both teams in ACC		SERIES STANDINGS
				FIRST	LAST	
Boston College	2006	2018	33-5	2006	2018	33-5
Clemson	1958	2018	76-69-1	1992	2018	51-53
Duke	1954	2018	78-24	1992	2018	60-15
Georgia Tech	1959	2018	75-47	1992	2018	50-39
Louisville	1977	2018	27-7	2015	2018	10-4
Miami	1951	2018	152-130-4	2005	2018	25-21
North Carolina	1956	2018	70-34	1992	2018	52-28
NC State	1962	2018	71-31	1992	2018	68-28
Notre Dame	1956	2018	17-8	2014	2018	12-4
Pittsburgh	1983	2016	24-1	2015	2016	5-1
Virginia	1972	2018	55-29	1992	2018	53-29
Virginia Tech	1967	2017	43-14	2005	2017	23-10
Wake Forest	1962	2018	89-29	1992	2018	69-23
<b>Totals</b>			<b>810-428-5 (.654)</b>			<b>511-260 (.663)</b>

## Former ACC Teams

	FIRST	LAST	SERIES STANDINGS	Both teams in ACC		SERIES STANDINGS
	FIRST	LAST	SERIES STANDINGS	FIRST	LAST	SERIES STANDINGS
Maryland	1965	2014	68-8	1992	2014	64-8
South Carolina	1969	1991	19-10	-	-	-
<b>Totals</b>			<b>87-18 (.829)</b>			<b>64-8 (.889)</b>

## AGAINST STATE SCHOOLS

	FIRST	LAST	SERIES STANDINGS
Bethune-Cookman	2000	2011	5-0
Florida	1956	2018	128-118-1
Florida A&M	1971	2002	13-0
Florida Atlantic	1995	1998	8-1
Florida Gulf Coast	2009	2017	9-4
Florida International	1973	2012	16-6
Florida Southern	1949	1974	29-13-1
Jacksonville	1964	2018	127-37
Jacksonville NAS*	1953	1954	2-2
Miami	1951	2018	152-130-4
North Florida	2006	2010	8-2
Pensacola NAS*	1965	1965	3-0
Rollins	1948	1973	12-11
St. Leo	1969	1998	29-4
St. Thomas	1976	1976	4-0
Stetson	1949	2018	63-23
Tampa	1949	1984	25-4-1
UCF	1985	2018	37-6
USF	1969	2018	71-16
West Florida	1981	1984	5-0
<b>Totals</b>			<b>746-377-7 (.663)</b>

\*Amateur Team









5/24/15	Durham, N.C. <sup>5</sup>	W	6-2
3/25/16	Tallahassee	W	8-5
5/25/16	Durham, N.C. <sup>5</sup>	W	7-3
4/7/17	Raleigh	W	16-7
4/8/17	Raleigh	L	3-4
4/9/17	Raleigh	L	4-8
5/17/18	Tallahassee	W	4-3 (11)
5/18/18	Tallahassee	W	6-3 (10)
5/19/18	Tallahassee	L	3-5
5/25/18	Durham, N.C. <sup>5</sup>	W	5-2

**Most Runs in Game:** FSU: 17 (2003) | NC State: 15 (2006)  
**Widest Margin of Victory:** FSU: 12 (1999) | NC State: 11 (2004)  
**Longest Win Streak:** FSU: 9 (1994-97) | NC State: 3 (2011-12)  
**Shutouts By:** FSU: 6 | NC State: 3  
**High-Scoring Game:** 27: FSU 15-12, 1968  
**Low-Scoring Game:** 1: (two times)

## NOTRE DAME: 17-8

**At Florida State:** FSU leads 13-4  
**At Notre Dame:** Tied 3-3  
**Neutral:** Tied 1-1

3/31/56	Tallahassee	W	12-5
4/5/58	Tallahassee	W	5-2
4/8/58	Tallahassee	W	3-2
5/28/93	Tallahassee <sup>1</sup>	W	7-3
5/29/93	Tallahassee <sup>1</sup>	L	3-4
1/30/98	Orlando, Fla.	L	1-10
6/7/02	Tallahassee <sup>2</sup>	L	4-10
6/9/02	Tallahassee <sup>2</sup>	W	12-5
6/10/02	Tallahassee <sup>2</sup>	L	1-3
4/4/14	Tallahassee	W	8-7 (12)
4/6/14	Tallahassee	W	11-2
4/6/14	Tallahassee	W	4-3
4/10/15	South Bend, Ind.	L	2-5
4/11/15	South Bend, Ind.	L	1-4
4/12/15	South Bend, Ind.	L	1-2
4/22/16	Tallahassee	W	12-6
4/23/16	Tallahassee	W	7-6 (12)
4/24/16	Tallahassee	W	11-6
3/24/17	South Bend, Ind.	W	8-2
3/24/17	South Bend, Ind.	W	8-3 (13)
3/25/17	South Bend, Ind.	W	5-1
5/24/17	Louisville, Ky. <sup>5</sup>	W	5-3 (12)
3/16/18	Tallahassee	L	7-8
3/17/18	Tallahassee	W	6-4
3/18/18	Tallahassee	W	7-5

**Most Runs in Game:** FSU: 12 (three times) | ND: 10 (two times)  
**Widest Margin of Victory:** FSU: 9 (2014) | ND: 9 (1998)  
**Longest Win Streak:** FSU: 7 (2016-18) | ND: 3 (two times)  
**Shutouts By:** FSU: 0 | Notre Dame: 0  
**High-Scoring Game:** 18: FSU 12-6, 2016  
**Low-Scoring Game:** 3: Notre Dame 2-1, 2015



## PITTSBURGH: 24-1

**At Florida State:** FSU leads 22-0  
**At Pittsburgh:** FSU leads 2-1

3/25/83	Tallahassee	W	7-4
3/26/83	Tallahassee	W	12-4
3/27/83	Tallahassee	W	13-0
3/19/84	Tallahassee	W	5-0
3/21/84	Tallahassee	W	21-1
3/21/84	Tallahassee	W	6-0
3/18/85	Tallahassee	W	6-5
3/19/85	Tallahassee	W	18-2
3/20/85	Tallahassee	W	9-7
3/17/86	Tallahassee	W	7-0
3/18/86	Tallahassee	W	10-2
3/19/86	Tallahassee	W	22-1
3/20/86	Tallahassee	W	17-1
3/3/00	Tallahassee	W	6-1
3/4/00	Tallahassee	W	12-0
3/5/00	Tallahassee	W	14-4
3/8/02	Tallahassee	W	7-2
3/9/02	Tallahassee	W	11-2
3/10/02	Tallahassee	W	15-9
4/17/15	Tallahassee	W	15-2
4/18/15	Tallahassee	W	10-6
4/18/15	Tallahassee	W	6-5
3/18/16	Pittsburgh	W	17-4
3/19/16	Pittsburgh	W	10-2
3/20/16	Pittsburgh	L	2-5

**Most Runs in Game:** FSU: 22 (1986) | Pitt: 7 (1985)  
**Widest Margin of Victory:** FSU: 21 (1986) | Pitt: 3 (2016)  
**Longest Win Streak:** FSU: 24 (1983-2016) | Pitt: 1 (2016-present)  
**Shutouts By:** FSU: 5 | Pitt: 0  
**High-Scoring Game:** 23: FSU 22-1, 1986  
**Low-Scoring Game:** 5: FSU 5-0, 1984

## VIRGINIA: 55-29

**At Florida State:** FSU leads 28-9  
**At Virginia:** FSU leads 18-12  
**Neutral:** FSU leads 9-8

4/4/72	Tallahassee	W	8-6
4/5/72	Tallahassee	W	14-7
3/24/92	Charlottesville	W	4-3
3/25/92	Charlottesville	W	13-7
3/16/93	Tallahassee	W	10-5
3/17/93	Tallahassee	W	11-0
3/18/93	Tallahassee	W	8-1
5/17/93	Greenville, S.C. <sup>5</sup>	W	11-2
5/13/94	Charlottesville	L	0-1
5/14/94	Charlottesville	W	8-6
5/15/94	Charlottesville	W	13-1
3/13/95	Tallahassee	W	12-7
3/14/95	Tallahassee	L	1-2
5/17/95	Greenville, S.C. <sup>5</sup>	W	6-0
5/10/96	Charlottesville	W	6-0
5/11/96	Charlottesville	L	7-9
5/12/96	Charlottesville	W	6-3
5/16/96	Durham, N.C. <sup>5</sup>	L	2-3
5/18/96	Durham, N.C. <sup>5</sup>	W	8-2
5/19/96	Durham, N.C. <sup>5</sup>	L	1-12
3/7/97	Tallahassee	W	8-2
3/8/97	Tallahassee	L	4-6
3/9/97	Tallahassee	W	20-2
5/9/98	Charlottesville	W	11-2
5/9/98	Charlottesville	W	5-4
5/10/98	Charlottesville	W	9-6
5/13/98	Durham, N.C. <sup>5</sup>	W	4-1
3/12/99	Tallahassee	W	10-9
3/13/99	Tallahassee	W	2-1
3/14/99	Tallahassee	W	11-3
4/1/00	Charlottesville	W	9-6
4/2/00	Charlottesville	L	1-2
4/2/00	Charlottesville	W	10-4
3/10/01	Tallahassee	W	16-1
3/10/01	Tallahassee	W	9-2
3/11/01	Tallahassee	W	2-1
3/15/02	Charlottesville	L	10-11
3/16/02	Charlottesville	W	14-4
3/16/02	Charlottesville	W	8-3
3/14/03	Tallahassee	W	9-1
3/15/03	Tallahassee	W	4-0
3/16/03	Tallahassee	W	5-4 (12)

5/24/03	Salem, Va. <sup>5</sup>	W	2-0
5/7/04	Charlottesville	W	8-0
5/8/04	Charlottesville	L	2-15
5/9/04	Charlottesville	W	4-1
4/29/05	Tallahassee	W	8-1
5/1/05	Tallahassee	L	2-6
5/1/05	Tallahassee	W	7-2
5/24/06	Jacksonville, Fla. <sup>5</sup>	L	2-6
5/26/06	Jacksonville, Fla. <sup>5</sup>	W	11-0 (7)
4/4/08	Tallahassee	W	10-3
4/6/08	Tallahassee	W	3-2 (10)
4/6/08	Tallahassee	W	3-2 (10)
5/23/08	Jacksonville, Fla. <sup>5</sup>	L	3-5
3/13/09	Charlottesville	L	2-15
5/24/09	Durham, N.C. <sup>5</sup>	L	3-6
3/12/10	Tallahassee	L	0-5
3/13/10	Tallahassee	L	8-9
3/14/10	Tallahassee	W	9-8
5/27/10	Greensboro, N.C. <sup>5</sup>	W	11-4
3/18/11	Charlottesville	L	3-4 (11)
3/19/11	Charlottesville	L	4-5 (11)
3/20/11	Charlottesville	W	12-11 (10)
5/29/11	Durham, N.C. <sup>5</sup>	L	2-7
3/17/12	Tallahassee	W	12-3
3/18/12	Tallahassee	W	4-3
3/19/12	Tallahassee	W	7-5
5/26/12	Greensboro, N.C. <sup>5</sup>	L	0-7
4/20/13	Charlottesville	L	0-2
4/20/13	Charlottesville	L	2-9
4/21/13	Charlottesville	L	2-5
5/25/13	Durham, N.C. <sup>5</sup>	L	4-7 (12)
4/25/14	Tallahassee	L	3-5 (10)
4/26/14	Tallahassee	W	7-0
4/27/14	Tallahassee	L	3-4
5/24/14	Greensboro, N.C. <sup>5</sup>	W	6-4
3/20/15	Charlottesville	L	4-8
3/21/15	Charlottesville	W	12-10
3/22/15	Charlottesville	W	13-1
4/28/17	Tallahassee	W	6-4
4/29/17	Tallahassee	L	0-8
4/30/17	Tallahassee	L	5-7
5/22/18	Durham, N.C. <sup>5</sup>	W	3-2 (11)

**Most Runs in Game:** FSU: 20 (1997) | Virginia: 15 (two times)  
**Widest Margin of Victory:** FSU: 18 (1997) | Virginia: 13 (two times)  
**Longest Win Streak:** FSU: 9 (1997-2000) | Virginia: 6 (2012-14)  
**Shutouts By:** FSU: 8 | Virginia: 5  
**High-Scoring Game:** 23: FSU 12-11 (10), 2011  
**Low-Scoring Game:** 1: Virginia 1-0, 1994

## VIRGINIA TECH: 43-14

**At Florida State:** FSU leads 27-7  
**At Virginia Tech:** FSU leads 12-6  
**Neutral:** FSU leads 4-1

3/22/67	Tallahassee	W	7-2
5/9/80	Tallahassee <sup>4</sup>	L	4-12
5/10/80	Tallahassee <sup>4</sup>	W	13-6
3/23/82	Tallahassee	W	7-2
3/25/82	Tallahassee	L	1-5 (7)
3/25/82	Tallahassee	W	12-4
5/15/82	Tallahassee <sup>4</sup>	W	2-1
5/13/84	Tallahassee <sup>4</sup>	W	17-3
5/10/85	Tallahassee <sup>4</sup>	L	5-8
5/12/85	Tallahassee <sup>4</sup>	W	3-1
5/14/87	Columbia, S.C. <sup>4</sup>	W	5-4
5/19/88	Tallahassee <sup>4</sup>	W	9-6
4/21/89	Tallahassee	L	5-7
4/22/89	Tallahassee	W	14-8
4/23/89	Tallahassee	W	8-4
5/20/89	Columbia, S.C. <sup>4</sup>	W	8-2
5/8/90	Blacksburg	W	6-4
5/9/90	Blacksburg	W	5-1
5/10/90	Blacksburg	W	25-14
5/17/90	Hattiesburg, Miss. <sup>4</sup>	W	11-3
5/19/90	Hattiesburg, Miss. <sup>4</sup>	W	12-5
5/7/91	Tallahassee	W	3-2 (12)
5/7/91	Tallahassee	W	4-1 (7)
5/8/91	Tallahassee	W	11-1
3/18/05	Tallahassee	W	3-1
3/19/05	Tallahassee	W	12-2
3/20/05	Tallahassee	W	8-1
3/17/06	Blacksburg	W	11-2
3/18/06	Blacksburg	L	7-9
3/19/06	Blacksburg	W	9-4





















# ALL-TIME RESULTS

## JACKSONVILLE NAS: 2-2

At Florida State: Tied 1-1  
At Jacksonville NAS: Tied 1-1

4/14/53	Tallahassee	W	4-2
4/15/53	Tallahassee	L	4-7
3/12/54	Jacksonville	L	1-2
3/13/54	Jacksonville	W	7-4

## JACKSONVILLE STATE: 3-0

At Florida State: FSU leads 3-0

3/24/53	Tallahassee	W	8-4
3/24/54	Tallahassee	W	24-0
3/14/73	Tallahassee	W	13-5

## KANSAS: 2-0

At Florida State: FSU leads 2-0

3/5/18	Tallahassee	W	10-5
3/6/18	Tallahassee	W	12-7

## KENT STATE: 1-0

At Florida State: FSU leads 1-0

5/23/92	Tallahassee <sup>1</sup>	W	4-2
---------	--------------------------	---	-----

## KENTUCKY: 6-1

At Florida State: FSU leads 6-1

3/18/65	Tallahassee	W	2-0
3/14/66	Tallahassee	W	9-4
3/15/66	Tallahassee	W	19-3
3/16/66	Tallahassee	W	7-0
3/17/66	Tallahassee	W	20-1
3/17/77	Tallahassee	L	0-14
3/17/77	Tallahassee	W	6-4

## KENTUCKY WESLEYAN: 4-0

At Florida State: FSU leads 4-0

4/8/68	Tallahassee	W	15-1
4/9/68	Tallahassee	W	15-5
4/9/69	Tallahassee	W	18-1
4/10/69	Tallahassee	W	17-0

## KENYON COLLEGE: 2-0

At Florida State: FSU leads 2-0

3/17/52	Tallahassee	W	21-1
3/18/52	Tallahassee	W	11-2 (8)

## LAFAYETTE: 4-0

At Florida State: FSU leads 3-0  
Neutral: FSU leads 1-0

3/11/71	Tallahassee	W	3-0
3/12/71	Tallahassee	W	1-0
3/13/71	Tallahassee	W	2-1
5/24/90	Starkville, Miss. <sup>1</sup>	W	7-2

## LAMAR: 1-0

At Florida State: FSU leads 1-0

3/15/88	Tallahassee	W	10-9
---------	-------------	---	------

## LE MOYNE: 2-1

At Florida State: FSU leads 2-1

5/1/10	Tallahassee	L	1-3
5/1/10	Tallahassee	W	8-5
5/2/10	Tallahassee	W	17-1

## LENOIR-RHYNE: 1-0

At Florida State: FSU leads 1-0

3/3/80	Tallahassee	W	10-3
--------	-------------	---	------

## LEWIS: 0-3

At Florida State: Lewis leads 3-0

4/6/74	Tallahassee	L	11-12
4/7/74	Tallahassee	L	0-4
4/7/74	Tallahassee	L	5-7

## LIBERTY: 2-0

At Florida State: FSU leads 2-0

5/21/98	Tallahassee <sup>1</sup>	W	10-7
3/14/01	Tallahassee	W	1-0

## LIU-BROOKLYN: 2-0

Neutral: FSU leads 2-0

3/12/97	Daytona Beach, Fla.	W	13-5
3/10/98	Daytona Beach, Fla.	W	11-0

## LONG BEACH STATE: 0-2

At Florida State: Long Beach State leads 1-0  
Neutral: Long Beach State leads 1-0

5/29/93	Tallahassee <sup>1</sup>	L	1-4
5/31/98	Omaha, Neb. <sup>3</sup>	L	4-7

## LOUISIANA: 6-0

At Florida State: FSU leads 5-0  
At Louisiana: FSU leads 1-0

2/28/76	Tallahassee	W	3-2
2/29/76	Tallahassee	W	13-10
3/31/83	Tallahassee	W	4-3
5/6/83	Lafayette	W	3-0
4/21/98	Tallahassee	W	14-4
4/22/98	Tallahassee	W	13-1

## LOUISIANA MONROE: 1-0

At Florida State: FSU leads 1-0

3/25/64	Tallahassee	W	7-4
---------	-------------	---	-----

## LOYOLA-NEW ORLEANS: 11-1

At Florida State: FSU leads 6-0  
At Loyola-New Orleans: FSU leads 5-1

3/28/52	Tallahassee	W	1-0
3/29/52	Tallahassee	W	7-0
5/7/65	Tallahassee	W	7-6
5/8/65	Tallahassee	W	18-14
4/24/66	New Orleans	W	3-0
4/25/66	New Orleans	W	5-0
4/23/67	New Orleans	W	5-1
4/24/67	New Orleans	W	5-1
4/26/68	Tallahassee	W	5-1
4/27/68	Tallahassee	W	4-1
3/21/69	New Orleans	L	3-5
3/22/69	New Orleans	W	2-0

## LSU: 9-9

At Florida State: FSU leads 3-1  
At LSU: Tied 2-2  
Neutral: LSU leads 6-4

3/19/55	Tallahassee	W	5-3
4/23/66	Baton Rouge	L	2-3
4/23/66	Baton Rouge	L	0-1
5/24/75	Starkville, Miss. <sup>1</sup>	W	4-2
3/29/83	Tallahassee	L	5-15
3/30/83	Tallahassee	W	10-5
5/4/83	Baton Rouge	W	8-2
5/5/83	Baton Rouge	W	6-3

5/19/86	Tallahassee	W	6-4
2/22/87	New Orleans, La.	W	2-1
5/29/87	Omaha, Neb. <sup>2</sup>	L	2-6 (10)
2/21/88	Orlando, Fla.	L	4-9
3/3/91	New Orleans, La.	W	8-0
6/3/94	Omaha, Neb. <sup>2</sup>	W	6-3
3/3/95	Minneapolis, Minn.	L	2-6
6/15/00	Omaha, Neb. <sup>2</sup>	L	3-6
6/17/17	Omaha, Neb. <sup>2</sup>	L	4-5
6/21/17	Omaha, Neb. <sup>2</sup>	L	4-7

Most Runs in Game: FSU: 10 (1983) | LSU: 15 (1983)  
Widest Margin of Victory: FSU: 8 (1991) | LSU: 10 (1983)  
Longest Win Streak: FSU: 5 (1983-87) | LSU: 4 (1995-present)  
Shutouts By: FSU: 1 | LSU: 1  
High-Scoring Game: 20: LSU 15-5, 1983  
Low-Scoring Game: 1: LSU 1-0, 1966

## MAINE: 9-0

At Florida State: FSU leads 8-0  
Neutral: FSU leads 1-0

4/3/88	Minneapolis, Minn.	W	4-2
3/12/96	Tallahassee	W	14-5
3/13/96	Tallahassee	W	17-5
3/14/96	Tallahassee	W	8-1
3/8/11	Tallahassee	W	10-2
3/9/11	Tallahassee	W	9-3
3/2/12	Tallahassee	W	6-0
3/4/12	Tallahassee	W	18-2 (7)
3/4/12	Tallahassee	W	10-0

## MARIETTA: 1-1

At Florida State: Tied 1-1

3/15/73	Tallahassee	L	5-7
3/18/77	Tallahassee	W	8-0

## MARIST: 2-0

At Florida State: FSU leads 2-0

5/22/97	Tallahassee <sup>1</sup>	W	4-2
5/29/09	Tallahassee <sup>1</sup>	W	16-4

## MARSHALL: 5-1

At Florida State: FSU leads 5-0  
Neutral: Marshall leads 1-0

5/19/78	Miami, Fla. <sup>1</sup>	L	0-4
2/3/96	Tallahassee	W	16-1
2/4/96	Tallahassee	W	34-0
2/21/97	Tallahassee	W	22-1
2/22/97	Tallahassee	W	15-4
2/23/97	Tallahassee	W	14-2

## MARYLAND: 68-8

At Florida State: FSU leads 34-4  
At Maryland: FSU leads 30-3  
Neutral: FSU leads 4-1

5/27/65	Gastonia, N.C. <sup>1</sup>	W	7-3
4/2/70	Tallahassee	W	6-2
4/4/70	Tallahassee	W	4-3
5/29/70	Gastonia, N.C. <sup>1</sup>	W	10-1
5/1/92	Tallahassee	W	12-4
5/2/92	Tallahassee	W	15-3
5/3/92	Tallahassee	W	18-5
5/1/93	College Park	W	10-4
5/2/93	College Park	L	2-5
5/3/93	College Park	W	13-5
3/17/94	Tallahassee	W	5-2
3/18/94	Tallahassee	W	6-0
3/19/94	Tallahassee	L	4-6
5/19/94	Greenville, S.C. <sup>5</sup>	W	7-1
4/29/95	College Park	W	9-1
5/1/95	College Park	W	7-1 (10)
5/1/95	College Park	W	1-0
3/15/96	Tallahassee	W	8-6
3/16/96	Tallahassee	W	16-2
3/17/96	Tallahassee	W	16-5
4/26/97	College Park	W	16-3







# ALL-TIME RESULTS

3/30/66	Tallahassee	W	5-4
3/22/70	Miami, Fla.	L	5-6
3/23/71	Miami, Fla.	W	9-5
3/23/75	Miami, Fla.	L	3-4
3/24/75	Miami, Fla.	W	11-3
3/2/01	Tallahassee	W	7-4
3/3/01	Tallahassee	W	10-5
3/4/01	Tallahassee	W	9-5
3/12/04	Tallahassee	W	5-4
3/13/04	Tallahassee	W	11-1
3/14/04	Tallahassee	W	4-0

**Most Runs in Game:** FSU: 11 (three times) | MSU: 8 (three times)  
**Widest Margin of Victory:** FSU: 10 (2004) | MSU: 6 (1959)  
**Longest Win Streak:** FSU: 7 (1975-present) | MSU: 1 (six times)  
**Shutouts By:** FSU: 2 | MSU: 0  
**High-Scoring Game:** 19: FSU 11-8, 1965  
**Low-Scoring Game:** 4: FSU 4-0, 2004

## MIDDLE GEORGIA COLLEGE: 2-0

**At Florida State:** FSU leads 1-0  
**At Middle Ga. College:** FSU leads 1-0

4/23/48	Cochran	W	5-4
5/14/48	Tallahassee	W	7-6

## MILLSAPS: 1-0

**At Millsaps:** FSU leads 1-0

4/9/49	Jackson, Miss.	W	10-8
--------	----------------	---	------

## MINNESOTA: 20-1

**At Florida State:** FSU leads 15-0  
**At Minnesota:** FSU leads 4-1  
**Neutral:** FSU leads 1-0

5/22/81	Miami, Fla. <sup>1</sup>	W	9-5
4/1/88	Minneapolis	W	12-5
2/22/91	Tallahassee	W	8-4
2/23/91	Tallahassee	W	12-4
2/24/91	Tallahassee	W	8-5
2/28/92	Minneapolis	W	3-1
2/18/94	Tallahassee	W	15-10
2/19/94	Tallahassee	W	9-2
2/20/94	Tallahassee	W	12-4
3/4/95	Minneapolis	W	4-1 (10)
2/16/96	Tallahassee	W	9-7
2/17/96	Tallahassee	W	23-11
2/18/96	Tallahassee	W	8-2
3/6/99	Minneapolis	W	9-5
3/7/04	Minneapolis	L	1-6
2/24/06	Tallahassee	W	5-0
2/25/06	Tallahassee	W	12-4
2/26/06	Tallahassee	W	8-6
5/3/14	Tallahassee	W	5-4
5/3/14	Tallahassee	W	3-2
5/4/14	Tallahassee	W	7-1

**Most Runs in Game:** FSU: 23 (1996) | Minnesota: 11 (1996)  
**Widest Margin of Victory:** FSU: 12 (1996) | Minnesota: 5 (2004)  
**Longest Win Streak:** FSU: 14 (1981-99) | Minnesota: 1 (2004)  
**Shutouts By:** FSU: 1 | Minnesota: 0  
**High-Scoring Game:** 34: FSU 23-11, 1996  
**Low-Scoring Game:** 4: FSU 3-1, 1992

## MISSISSIPPI COLLEGE: 11-4

**At Florida State:** FSU leads 8-2  
**At Mississippi College:** FSU leads 3-2

3/29/48	Tallahassee	W	6-0
3/30/48	Tallahassee	L	3-13
4/16/48	Clinton	W	6-5
4/17/48	Clinton	L	6-7
4/8/49	Clinton	W	18-13
4/18/49	Tallahassee	W	5-4
4/19/49	Tallahassee	W	11-6
3/27/50	Tallahassee	W	11-6
3/28/50	Tallahassee	W	13-4
4/2/51	Tallahassee	W	22-9
4/3/51	Tallahassee	W	6-2
5/11/51	Clinton	W	10-4
5/12/51	Clinton	L	7-8

4/18/60	Tallahassee	W	4-2
4/19/60	Tallahassee	L	2-4

**Most Runs in Game:** FSU: 22 (1951) | Miss. College: 13 (two times)  
**Widest Margin of Victory:** FSU: 13 (1951) | Miss. College: 10 (1948)  
**Longest Win Streak:** FSU: 8 (1949-51) | Miss. College: 1 (four times)  
**Shutouts By:** FSU: 1 | Miss. College: 0  
**High-Scoring Game:** 31: (two times)  
**Low-Scoring Game:** 6: (three times)

## MISSISSIPPI STATE: 7-7

**At Florida State:** Mississippi State leads 3-2  
**At Mississippi State:** Mississippi State leads 2-1  
**Neutral:** FSU leads 4-2

3/27/64	Tallahassee	W	7-1
5/27/65	Gastonia, N.C. <sup>1</sup>	L	3-6
5/28/65	Gastonia, N.C. <sup>1</sup>	W	6-2
3/21/66	Tallahassee	W	24-2
6/2/66	Gastonia, N.C. <sup>1</sup>	L	3-4
6/3/66	Gastonia, N.C. <sup>1</sup>	W	7-0
5/30/70	Gastonia, N.C. <sup>1</sup>	W	5-4
5/26/90	Starkville <sup>1</sup>	L	8-11
5/27/90	Starkville <sup>1</sup>	W	11-9
5/28/90	Starkville <sup>1</sup>	L	3-4
3/1/92	Minneapolis, Minn.	W	5-1
6/2/07	Tallahassee <sup>1</sup>	L	0-3
6/3/07	Tallahassee <sup>1</sup>	L	4-9
6/2/18	Tallahassee <sup>1</sup>	L	2-3

## MISSOURI S&T: 2-0

**At Florida State:** FSU leads 2-0

3/13/80	Tallahassee	W	18-3
---------	-------------	---	------

## MONMOUTH: 1-0

**At Florida State:** FSU leads 1-0

3/19/80	Tallahassee	W	27-2
---------	-------------	---	------

## MOREHEAD STATE: 3-0

**At Florida State:** FSU leads 3-0

3/16/78	Tallahassee	W	16-4
3/16/78	Tallahassee	W	3-2
3/17/98	Tallahassee	W	9-1

## MOUNT ST. MARY'S: 4-0

**At Florida State:** FSU leads 4-0

5/11/18	Tallahassee	W	12-2
5/12/18	Tallahassee	W	10-0 (7)
5/12/18	Tallahassee	W	8-2 (7)
5/13/18	Tallahassee	W	22-0

## NAVY: 3-4

**At Florida State:** Navy leads 1-0  
**Neutral:** Tied 3-3

3/26/60	Jacksonville, Fla.	W	8-4
3/24/61	Jacksonville, Fla.	W	9-8
3/25/61	Jacksonville, Fla.	L	3-6
3/23/62	Jacksonville, Fla.	W	8-2
3/23/63	Tallahassee	L	7-8
3/26/65	Jacksonville, Fla.	L	0-1
3/26/65	Jacksonville, Fla.	L	0-1

## NEBRASKA: 1-0

**Neutral:** FSU leads 1-0

3/5/04	Minneapolis, Minn.	W	5-3
--------	--------------------	---	-----

## NEBRASKA-KEARNEY: 2-0

**Neutral:** FSU leads 2-0

4/5/77	Honolulu, Hawaii	W	13-9
4/8/77	Honolulu, Hawaii	W	11-1

## NEW ORLEANS: 3-3

**At Florida State:** FSU leads 3-1  
**At New Orleans:** New Orleans leads 2-0

5/22/80	Tallahassee <sup>1</sup>	W	10-8
5/18/84	Tallahassee	L	4-7
5/19/84	Tallahassee	W	5-1
5/20/84	Tallahassee	W	7-3
2/20/87	New Orleans	L	1-3
3/1/91	New Orleans	L	0-6

## NEW YORK: 2-0

**At Florida State:** FSU leads 2-0

3/25/70	Tallahassee	W	6-1
3/27/70	Tallahassee	W	4-2

## NIAGARA: 10-0

**At Florida State:** FSU leads 10-0

4/5/74	Tallahassee	W	4-2
3/28/75	Tallahassee	W	16-1
3/31/75	Tallahassee	W	7-2
3/31/75	Tallahassee	W	10-4
4/14/76	Tallahassee	W	13-4
4/14/76	Tallahassee	W	4-3
4/15/76	Tallahassee	W	15-4
2/14/14	Tallahassee	W	13-2
2/15/14	Tallahassee	W	4-1
2/16/14	Tallahassee	W	13-0 (8)

## NORTH CENTRAL: 3-0

**At Florida State:** FSU leads 3-0

3/20/77	Tallahassee	W	11-5
3/20/77	Tallahassee	W	11-3
3/21/77	Tallahassee	W	14-3

## NORTH FLORIDA: 8-2

**At Florida State:** FSU leads 7-1  
**At North Florida:** Tied 1-1

3/28/06	Tallahassee	W	14-8
2/27/07	Tallahassee	W	16-3
3/27/07	Tallahassee	W	6-0
4/16/08	Tallahassee	W	10-2
3/4/09	Tallahassee	L	4-5
4/8/09	Jacksonville	W	14-6
4/15/09	Tallahassee	W	8-7
3/10/10	Tallahassee	W	6-2
4/6/10	Jacksonville	L	1-3
4/7/10	Tallahassee	W	9-2

## NORTH GEORGIA COLLEGE: 1-0

**At Florida State:** FSU leads 1-0

4/18/12	Tallahassee	W	6-0
---------	-------------	---	-----

## NORTHEASTERN ILLINOIS: 1-0

**Neutral:** FSU leads 1-0

5/23/96	Stanford, Calif. <sup>1</sup>	W	16-0
---------	-------------------------------	---	------

## NORTHERN ILLINOIS: 1-0

**At Florida State:** FSU leads 1-0

4/8/71	Tallahassee	W	7-1
--------	-------------	---	-----

## NORTHERN IOWA: 7-0

**At Florida State:** FSU leads 7-0

3/19/91	Tallahassee	W	11-2
3/20/91	Tallahassee	W	9-0
3/21/91	Tallahassee	W	3-0
3/19/93	Tallahassee	W	6-0
3/20/93	Tallahassee	W	7-4
3/21/93	Tallahassee	W	5-2
3/13/01	Tallahassee	W	4-3

## NORTHERN KENTUCKY: 1-0

**At Florida State:** FSU leads 1-0

3/17/80	Tallahassee	W	2-0
---------	-------------	---	-----

## OAKLAND: 10-0

**At Florida State:** FSU leads 10-0

3/29/78	Tallahassee	W	15-6
3/29/78	Tallahassee	W	6-2
3/28/79	Tallahassee	W	13-4
3/28/79	Tallahassee	W	13-6
2/13/15	Tallahassee	W	7-3
2/14/15	Tallahassee	W	15-2
2/15/15	Tallahassee	W	5-1
3/3/17	Tallahassee	W	18-10
3/4/17	Tallahassee	W	12-1
3/5/17	Tallahassee	W	14-6

## OGLETHORPE: 0-1

**At Florida State:** Oglethorpe leads 1-0

4/2/49	Tallahassee	L	5-7
--------	-------------	---	-----

## OHIO: 1-1

**At Florida State:** Ohio leads 1-0  
**Neutral:** FSU leads 1-0

6/16/70	Omaha, Neb. <sup>3</sup>	W	2-0
3/24/74	Tallahassee	L	3-6

## OHIO STATE: 6-3

**At Florida State:** FSU leads 4-1  
**Neutral:** Tied 2-2

3/19/60	Tallahassee	L	7-13 (8)
6/7/65	Omaha, Neb. <sup>3</sup>	L	1-2
3/22/71	Miami, Fla.	L	1-9
3/18/78	Tallahassee	W	3-2
3/19/78	Tallahassee	W	24-13
3/21/78	Tallahassee	W	7-4
5/29/82	Austin, Texas <sup>1</sup>	W	8-3
1/31/98	Orlando, Fla.	W	6-4
5/31/09	Tallahassee <sup>1</sup>	W	37-6

## OKLAHOMA: 2-1

**At Florida State:** FSU leads 1-0  
**Neutral:** Tied 1-1

5/30/82	Austin, Texas <sup>1</sup>	L	5-6
6/2/95	Omaha, Neb. <sup>3</sup>	W	3-2
5/23/98	Tallahassee <sup>1</sup>	W	23-2

## OKLAHOMA STATE: 1-0

**Neutral:** FSU leads 1-0

6/7/86	Omaha, Neb. <sup>3</sup>	W	6-5
--------	--------------------------	---	-----

## OLD DOMINION: 2-0

**At Florida State:** FSU leads 1-0  
**Neutral:** FSU leads 1-0

4/5/88	Norfolk, Va.	W	6-5
5/27/95	Tallahassee <sup>1</sup>	W	7-2

## OLE MISS: 7-1

**At Florida State:** FSU leads 7-0  
**Neutral:** Ole Miss leads 1-0

3/30/49	Tallahassee	W	7-3
3/31/49	Tallahassee	W	6-5
3/23/66	Tallahassee	W	9-8
3/24/66	Tallahassee	W	9-4
3/25/66	Tallahassee	W	11-10
3/26/66	Tallahassee	W	5-3
6/3/72	Gastonia, N.C. <sup>1</sup>	L	3-8
5/28/95	Tallahassee <sup>1</sup>	W	13-1

## OLIVET: 2-0

**At Florida State:** FSU leads 2-0

3/19/77	Tallahassee	W	23-0
3/19/77	Tallahassee	W	16-1

## ORAL ROBERTS: 3-0

**At Florida State:** FSU leads 3-0

2/20/04	Tallahassee	W	8-3
2/21/04	Tallahassee	W	6-4
2/22/04	Tallahassee	W	4-3

## OREGON: 2-0

**Neutral:** FSU leads 2-0

6/5/10	Norwich, Conn. <sup>1</sup>	W	6-4
6/6/10	Norwich, Conn. <sup>1</sup>	W	5-3

## OTTERBEIN: 7-0

**At Florida State:** FSU leads 7-0

3/26/76	Tallahassee	W	12-2
3/26/76	Tallahassee	W	10-3
3/21/80	Tallahassee	W	18-3
3/21/80	Tallahassee	W	15-6
3/19/81	Tallahassee	W	11-8
3/19/81	Tallahassee	W	9-4
3/19/82	Tallahassee	W	10-4

## PACIFIC: 4-0

**At Florida State:** FSU leads 4-0

5/5/17	Tallahassee	W	9-8
5/6/17	Tallahassee	W	18-5
5/6/17	Tallahassee	W	5-3
5/7/17	Tallahassee	W	5-3

## PARSONS: 0-2

**At Florida State:** Parsons leads 2-0

4/5/67	Tallahassee	L	0-10
4/6/67	Tallahassee	L	4-16

## PENN STATE: 7-2

**At Florida State:** FSU leads 7-1  
**Neutral:** Penn State leads 1-0

6/8/57	Omaha, Neb. <sup>3</sup>	L	0-7
3/24/67	Tallahassee	W	9-3
3/28/67	Tallahassee	L	6-7
3/23/68	Tallahassee	W	10-5
3/26/68	Tallahassee	W	7-2
3/25/69	Tallahassee	W	4-3
3/26/69	Tallahassee	W	8-1
3/27/69	Tallahassee	W	6-0
3/28/69	Tallahassee	W	8-4

## PENSACOLA NAS: 3-0

**At Florida State:** FSU leads 1-0  
**At Pensacola NAS:** FSU leads 2-0

4/30/65	Pensacola	W	10-1
5/1/65	Pensacola	W	12-3 (7)
5/24/65	Tallahassee	W	10-2

## PRESBYTERIAN: 2-0

**At Florida State:** FSU leads 2-0

3/5/13	Tallahassee	W	9-2
3/6/13	Tallahassee	W	10-4

## PROVIDENCE: 1-0

**At Florida State:** FSU leads 1-0

5/30/99	Tallahassee <sup>1</sup>	W	14-3
---------	--------------------------	---	------

## PURDUE: 0-1

**Neutral:** Purdue leads 1-0

3/11/93	Daytona Beach, Fla.	L	1-11
---------	---------------------	---	------

## RHODE ISLAND: 9-0

**At Florida State:** FSU leads 9-0

4/27/12	Tallahassee	W	17-6
4/28/12	Tallahassee	W	2-0
4/29/12	Tallahassee	W	6-5
2/15/13	Tallahassee	W	11-5
2/16/13	Tallahassee	W	6-2
2/17/13	Tallahassee	W	8-6 (10)
2/19/16	Tallahassee	W	19-1
2/20/16	Tallahassee	W	8-1
2/21/16	Tallahassee	W	23-4

## RICE: 2-1

**At Florida State:** FSU leads 2-1

3/3/89	Tallahassee	L	3-4
3/4/89	Tallahassee	W	6-0
3/5/89	Tallahassee	W	3-0

## RICHMOND: 20-0

**At Florida State:** FSU leads 19-0  
**Neutral:** FSU leads 1-0

6/2/72	Gastonia, N.C. <sup>1</sup>	W	10-5
3/12/86	Tallahassee	W	12-4
3/13/86	Tallahassee	W	14-4
3/14/86	Tallahassee	W	16-1
3/15/86	Tallahassee	W	13-3
2/29/88	Tallahassee	W	7-1
3/1/88	Tallahassee	W	11-4
3/2/88	Tallahassee	W	6-1
3/7/89	Tallahassee	W	6-0
3/8/89	Tallahassee	W	12-3
3/9/89	Tallahassee	W	3-2 (13)
3/5/90	Tallahassee	W	7-1
3/6/90	Tallahassee	W	12-3
3/7/90	Tallahassee	W	13-1
3/12/91	Tallahassee	W	10-3
3/13/91	Tallahassee	W	6-2
3/14/91	Tallahassee	W	12-4
3/9/92	Tallahassee	W	2-1
3/10/92	Tallahassee	W	5-1
3/11/92	Tallahassee	W	8-2

**Most Runs in Game:** FSU: 16 (1986) | Richmond: 5 (1972)  
**Widest Margin of Victory:** FSU: 15 (1986) | Richmond: --  
**Longest Win Streak:** FSU: 20 (1972-present) | Richmond: --  
**Shutouts By:** FSU: 1 | Richmond: 0  
**High-Scoring Game:** 18: FSU 14-4, 1986  
**Low-Scoring Game:** 3: FSU 2-1, 1992



4/22/90	Tallahassee	W	6-3
4/5/91	Columbia	W	4-2
4/6/91	Columbia	W	7-3
4/7/91	Columbia	L	4-9
5/16/91	Salem, Va. <sup>4</sup>	W	17-0
5/18/91	Salem, Va. <sup>4</sup>	W	10-9 (10)

**Most Runs in Game:** FSU: 17 (1991) | SC: 10 (1984)  
**Widest Margin of Victory:** FSU: 17 (1991) | SC: 6 (1981)  
**Longest Win Streak:** FSU: 6 (1986-89) | SC: 2 (three times)  
**Shutouts By:** FSU: 2 | SC: 1  
**High-Scoring Game:** 21: FSU 11-10, 1984  
**Low-Scoring Game:** 1: South Carolina 1-0, 1974

## SOUTHEASTERN LOUISIANA: 1-1

**At Florida State:** Tied 1-1

3/27/53	Tallahassee	L	1-6
3/28/53	Tallahassee	W	5-4

## SOUTHEAST MISSOURI STATE: 3-0

**At Florida State:** FSU leads 3-0

3/8/82	Tallahassee	W	19-2
3/12/94	Tallahassee	W	15-3
3/13/94	Tallahassee	W	13-3

## SOUTHERN: 2-0

**At Florida State:** FSU leads 2-0

2/22/82	Tallahassee	W	12-10
2/23/82	Tallahassee	W	21-6

## SOUTHERN ILLINOIS: 6-1

**At Florida State:** FSU leads 6-1

3/29/68	Tallahassee	W	6-0
3/30/68	Tallahassee	W	8-4
4/1/68	Tallahassee	W	5-3
3/28/69	Tallahassee	L	0-1
3/29/69	Tallahassee	W	3-1
3/29/69	Tallahassee	W	5-4
3/27/70	Tallahassee	W	6-1

## SOUTHERN MISS: 38-12

**At Florida State:** FSU leads 24-3  
**At Southern Miss:** FSU leads 11-8  
**Neutral:** FSU leads 3-1

2/27/82	Tallahassee	W	16-7
2/28/82	Tallahassee	W	20-1
2/12/83	Tallahassee	W	4-2
2/12/83	Tallahassee	W	8-4
5/12/83	Tallahassee <sup>4</sup>	W	14-7
3/13/84	Tallahassee	W	7-5
3/14/84	Tallahassee	L	8-9
3/15/84	Tallahassee	W	12-6
5/1/84	Hattiesburg	W	9-3
5/2/84	Hattiesburg	W	11-2
5/3/84	Hattiesburg	W	16-6
2/16/85	Tallahassee	W	20-1
2/16/85	Tallahassee	W	10-4
2/17/85	Tallahassee	W	24-3
3/23/85	Hattiesburg	W	17-6
3/23/85	Hattiesburg	W	6-0
3/24/85	Hattiesburg	L	4-6
2/15/86	Tallahassee	W	7-6
2/15/86	Tallahassee	W	2-0
2/16/86	Tallahassee	W	14-6
3/22/86	Hattiesburg	L	1-5
3/22/86	Hattiesburg	W	2-0
3/23/86	Hattiesburg	W	13-9
2/28/87	Tallahassee	W	7-2
2/28/87	Tallahassee	W	10-4
3/1/87	Tallahassee	L	8-11
3/21/87	Hattiesburg	L	1-3
3/21/87	Hattiesburg	W	4-2
3/22/87	Hattiesburg	W	13-9
5/16/87	Columbia, S.C. <sup>4</sup>	W	5-1
2/26/88	Tallahassee	W	6-3
2/27/88	Tallahassee	W	18-11

2/28/88	Tallahassee	L	5-6
3/19/88	Hattiesburg	L	1-2 (7)
3/19/88	Hattiesburg	L	4-5
3/20/88	Hattiesburg	L	7-9
3/31/89	Tallahassee	W	10-2
4/1/89	Tallahassee	W	6-2
4/2/89	Tallahassee	W	7-2
5/19/89	Columbia, S.C. <sup>4</sup>	W	14-7
5/20/89	Columbia, S.C. <sup>4</sup>	W	6-5 (12)
3/23/90	Hattiesburg	W	7-0
3/24/90	Hattiesburg	L	3-6
3/25/90	Hattiesburg	L	3-6
5/19/90	Hattiesburg <sup>4</sup>	W	8-1
3/22/91	Tallahassee	W	8-4
3/23/91	Tallahassee	W	5-0
3/24/91	Tallahassee	W	6-4
5/17/91	Salem, Va. <sup>4</sup>	L	1-3
6/4/16	Tallahassee <sup>1</sup>	W	7-2

**Most Runs in Game:** FSU: 24 (1985) | USM: 11 (two times)  
**Widest Margin of Victory:** FSU: 21 (1985) | USM: 4 (1986)  
**Longest Win Streak:** FSU: 9 (1984-85) | USM: 4 (1988)  
**Shutouts By:** FSU: 5 | USM: 0  
**High-Scoring Game:** 29: FSU 18-11, 1988  
**Low-Scoring Game:** 2: (two times)

## SPRINGFIELD COLLEGE: 4-0

**At Florida State:** FSU leads 4-0

3/21/67	Tallahassee	W	3-1
3/22/67	Tallahassee	W	6-5
3/25/68	Tallahassee	W	10-9
3/27/68	Tallahassee	W	18-0

## SPRING HILL: 4-0

**At Florida State:** FSU leads 2-0  
**At Spring Hill:** FSU leads 2-0

4/4/66	Tallahassee	W	18-3
4/5/66	Tallahassee	W	13-0
4/26/66	Mobile, Ala.	W	3-2
4/27/66	Mobile, Ala.	W	14-2

## ST. BONAVENTURE: 1-0

**Neutral:** FSU leads 1-0

3/11/97	Daytona Beach, Fla.	W	12-6
---------	---------------------	---	------

## ST. FRANCIS (IL): 3-1


**At Florida State:** FSU leads 3-1

3/13/79	Tallahassee	W	4-1
3/13/79	Tallahassee	L	2-5
3/15/79	Tallahassee	W	14-5
3/15/79	Tallahassee	W	8-1

## ST. JOHN'S: 2-1

**At Florida State:** FSU leads 2-1

3/4/16	Tallahassee	W	16-4
3/5/16	Tallahassee	W	9-2
3/6/16	Tallahassee	L	1-5



## ST. JOSEPH'S: 14-0

**At Florida State:** FSU leads 12-0  
**Neutral:** FSU leads 2-0

3/6/72	Tallahassee	W	14-1
3/7/72	Tallahassee	W	12-6
3/8/72	Tallahassee	W	8-1
3/10/73	Tallahassee	W	9-0
3/11/73	Tallahassee	W	9-4
3/11/98	Daytona Beach, Fla.	W	16-1
3/7/00	Daytona Beach, Fla.	W	15-2
3/6/01	Tallahassee	W	16-4
3/7/01	Tallahassee	W	6-0
3/11/03	Tallahassee	W	11-5
3/12/03	Tallahassee	W	14-0
2/18/05	Tallahassee	W	12-1
2/19/05	Tallahassee	W	11-1
2/20/05	Tallahassee	W	10-7

## ST. LEO: 29-4

**At Florida State:** FSU leads 21-1  
**At St. Leo:** FSU leads 8-3

3/9/69	Dade City, Fla.	L	2-3
4/24/69	Tallahassee	W	6-2
3/13/70	Tallahassee	W	6-1
3/14/70	Tallahassee	W	5-4
4/19/70	Dade City, Fla.	W	8-3
3/5/71	Tallahassee	W	9-8
3/6/71	Tallahassee	W	7-6
3/24/71	Dade City, Fla.	W	14-2
3/23/72	Dade City, Fla.	W	8-7
4/14/72	Tallahassee	W	12-10
4/15/72	Tallahassee	W	15-1
3/27/73	Dade City, Fla.	W	7-4
4/13/73	Tallahassee	W	3-0
4/14/73	Tallahassee	W	11-0
2/26/75	Dade City, Fla.	W	1-0
2/26/75	Dade City, Fla.	W	10-4
3/20/75	Tallahassee	W	4-0
3/20/75	Tallahassee	W	7-2
3/20/76	Tallahassee	W	8-0
3/21/76	Tallahassee	W	7-1
2/26/77	Tallahassee	W	9-2
4/15/77	Tallahassee	W	9-1
4/15/77	Tallahassee	W	9-5
3/11/78	Tallahassee	W	11-6
3/12/78	Tallahassee	W	7-3
4/2/78	Dade City, Fla.	W	8-4
4/2/78	Dade City, Fla.	L	3-4
3/10/79	Tallahassee	W	18-2
3/11/79	Tallahassee	W	5-2
4/1/79	Dade City, Fla.	W	11-5
4/1/79	Dade City, Fla.	L	1-5
2/28/85	Tallahassee	W	16-2
5/6/98	Tallahassee	L	8-11

**Most Runs in Game:** FSU: 18 (1979) | St. Leo: 11 (1998)  
**Widest Margin of Victory:** FSU: 16 (1979) | St. Leo: 4 (1979)  
**Longest Win Streak:** FSU: 25 (1969-78) | St. Leo: 1 (four times)  
**Shutouts By:** FSU: 5 | St. Leo: 0  
**High-Scoring Game:** 22: FSU 12-10, 1972  
**Low-Scoring Game:** 1: FSU 1-0, 1975

## ST. LOUIS: 1-1

**At Florida State:** FSU leads 1-0  
**Neutral:** St. Louis leads 1-0

6/9/65	Omaha, Neb. <sup>3</sup>	L	3-5
5/14/81	Tallahassee <sup>4</sup>	W	15-3

## ST. THOMAS: 4-0

**At Florida State:** FSU leads 2-0  
**At St. Thomas:** FSU leads 2-0

2/22/76	Miami, Fla.	W	9-4
2/22/76	Miami, Fla.	W	8-5
3/9/76	Tallahassee	W	10-7
3/10/76	Tallahassee	W	17-6









## WESTERN CAROLINA: 4-1

**At Florida State:** FSU leads 4-1

5/21/92	Tallahassee <sup>1</sup>	L	0-1
5/24/92	Tallahassee <sup>1</sup>	W	4-3
5/24/92	Tallahassee <sup>1</sup>	W	18-3
2/26/02	Tallahassee	W	13-3
2/27/02	Tallahassee	W	3-0

## WESTERN KENTUCKY: 14-1

**At Florida State:** FSU leads 14-1

3/17/78	Tallahassee	W	13-4
3/17/78	Tallahassee	W	16-3
3/17/79	Tallahassee	W	14-4
5/24/80	Tallahassee <sup>1</sup>	W	19-7
5/25/80	Tallahassee <sup>1</sup>	W	10-5
3/11/85	Tallahassee	W	11-5
3/12/85	Tallahassee	L	6-10
2/2/90	Tallahassee	W	6-3
2/3/90	Tallahassee	W	6-4
2/4/90	Tallahassee	W	6-4
1/29/00	Tallahassee	W	8-1
1/29/00	Tallahassee	W	2-1
1/30/00	Tallahassee	W	6-1
2/3/01	Tallahassee	W	5-4
2/4/01	Tallahassee	W	8-4

**Most Runs in Game:** FSU: 19 (1980) | WKU: 10 (1985)  
**Widest Margin of Victory:** FSU: 13 (1978) | WKU: 4 (1985)  
**Longest Win Streak:** FSU: 8 (1990-present) | WKU: 1 (1985)  
**Shutouts By:** FSU: 0 | WKU: 0  
**High-Scoring Game:** 26: FSU 19-7, 1980  
**Low-Scoring Game:** 3: FSU 2-1, 2000

## WESTERN MICHIGAN: 6-8

**At Florida State:** Western Michigan leads 8-5

**Neutral:** FSU leads 1-0

3/31/59	Tallahassee	L	2-3
4/3/59	Tallahassee	W	2-0
4/4/61	Tallahassee	L	2-10
4/5/61	Tallahassee	W	7-6
6/10/63	Omaha, Neb. <sup>3</sup>	W	5-2
3/25/71	Tallahassee	L	5-7
3/28/71	Tallahassee	W	7-5
3/28/71	Tallahassee	L	1-5
3/31/72	Tallahassee	W	6-1
4/1/72	Tallahassee	L	4-7
4/1/72	Tallahassee	L	7-8
4/2/72	Tallahassee	W	8-1
3/29/74	Tallahassee	L	3-7
3/29/74	Tallahassee	L	2-4

## WEST FLORIDA: 5-0

**At Florida State:** FSU leads 5-0

4/15/81	Tallahassee	W	6-1
4/15/81	Tallahassee	W	3-2
4/6/82	Tallahassee	W	9-4
2/14/84	Tallahassee	W	7-5
2/15/84	Tallahassee	W	7-1

## WEST VIRGINIA: 4-2

**At Florida State:** Tied 1-1

**Neutral:** FSU lead 3-1

4/2/56	Tallahassee	L	12-13
4/5/58	Tallahassee	W	14-7
6/1/61	Gastonia, N.C. <sup>1</sup>	W	3-1
6/2/61	Gastonia, N.C. <sup>1</sup>	L	3-4
6/1/62	Gastonia, N.C. <sup>1</sup>	W	6-5
3/6/04	Minneapolis, Minn.	W	11-5

## WICHITA STATE: 4-5

**At Florida State:** FSU leads 2-1

**Neutral:** Wichita State leads 4-2

6/4/89	Omaha, Neb. <sup>3</sup>	W	4-2
6/7/89	Omaha, Neb. <sup>3</sup>	L	4-7
6/9/89	Omaha, Neb. <sup>3</sup>	L	9-12
2/12/90	Davenport, Fla.	L	7-8
6/3/96	Omaha, Neb. <sup>3</sup>	W	8-4
3/5/99	Minneapolis, Minn.	L	1-8
6/6/08	Tallahassee <sup>2</sup>	L	7-10
6/7/08	Tallahassee <sup>2</sup>	W	14-4
6/8/08	Tallahassee <sup>2</sup>	W	11-4

## WILLIAM & MARY: 1-0

**At Florida State:** FSU leads 1-0

3/29/67	Tallahassee	W	5-4
---------	-------------	---	-----

## WINGATE: 6-0

**At Florida State:** FSU leads 6-0

3/11/80	Tallahassee	W	6-0
3/11/80	Tallahassee	W	5-4
3/15/81	Tallahassee	W	15-6
3/17/81	Tallahassee	W	4-2
3/17/81	Tallahassee	W	6-2
3/8/83	Tallahassee	W	6-4

## WINTHROP: 4-1

**At Florida State:** FSU leads 4-1

2/13/93	Tallahassee	W	7-2
2/14/93	Tallahassee	W	8-5
2/21/95	Tallahassee	L	1-2
2/22/95	Tallahassee	W	6-0
3/14/06	Tallahassee	W	10-0

## WISCONSIN: 8-1

**At Florida State:** FSU leads 7-0

**Neutral:** Tied 1-1

4/8/55	Tallahassee	W	3-2
4/9/55	Tallahassee	W	7-2
3/30/56	Tallahassee	W	5-3
4/4/56	Tallahassee	W	4-3
4/6/56	Fort Walton Beach, Fla.	L	3-10
4/7/56	Fort Walton Beach, Fla.	W	1-0
4/4/58	Tallahassee	W	12-4
4/7/58	Tallahassee	W	7-3
4/10/58	Tallahassee	W	3-1

## WRIGHT STATE: 3-1

**At Florida State:** FSU leads 3-1

3/24/79	Tallahassee	W	12-0
3/24/79	Tallahassee	W	13-6
3/22/80	Tallahassee	W	12-0
3/22/80	Tallahassee	L	2-6

## XAVIER: 3-0

**At Florida State:** FSU leads 3-0

2/16/18	Tallahassee	W	11-1
2/17/18	Tallahassee	W	7-2
2/18/18	Tallahassee	W	5-1

## YALE: 2-0

**At Florida State:** FSU leads 2-0

3/26/57	Tallahassee	W	7-0
3/29/57	Tallahassee	W	11-8

Legend:

<sup>1</sup>NCAA Regional      <sup>2</sup>NCAA Super Regional  
<sup>3</sup>College World Series      <sup>4</sup>Metro Conference Tournament  
<sup>5</sup>Atlantic Coast Conference Tournament





# YEAR-BY-YEAR RESULTS

<b>1948</b>		<b>9-8</b>
3/29/48	Mississippi College	W 6-0
3/30/48	Mississippi College	L 3-13
4/9/48	Rollins	L 5-20
4/10/48	Rollins	L 5-8
4/16/48	at Mississippi College	W 6-5
4/17/48	at Mississippi College	L 6-7
4/22/48	at Mercer	W 14-12
4/23/48	at Middle Georgia College	W 5-4
4/24/48	at Georgia-Savannah	L 4-9
4/28/48	at Troy	L 2-3
5/7/48	at Georgia Southern	W 5-2
5/8/48	at Georgia Southern	W 12-8
5/14/48	Middle Georgia College	W 7-6
5/15/48	Georgia-Savannah	W 8-3
5/21/48	at Rollins	L 5-8
5/22/48	at Rollins	L 2-8
5/27/48	Troy	W 6-5

<b>1949</b>		<b>11-8 (9-4 DIXIE)</b>
3/30/49	Ole Miss	W 7-3
3/31/49	Ole Miss	W 6-5
4/1/49	Mercer	L 3-8
4/2/49	Oglethorpe	L 5-7
4/8/49	at Mississippi College	W 18-13
4/9/49	at Millsaps	W 10-8
4/15/49	Florida Southern	L 3-5
4/16/49	Florida Southern	L 8-10
4/18/49	Mississippi College	W 5-4
4/19/49	Mississippi College	W 11-6
4/22/49	at Stetson	W 10-1
4/23/49	at Stetson	L 8-9
4/29/49	Tampa	W 8-7
4/30/49	Tampa	W 7-4
5/7/49	at Mercer	W 6-1
5/13/49	Stetson	L 2-4
5/14/49	Stetson	W 4-2
5/20/49	at Florida Southern	L 1-3
5/21/49	at Florida Southern	L 1-3

<b>1950</b>		<b>13-7 (6-2 DIXIE)</b>
3/27/50	Mississippi College	W 11-6
3/28/50	Mississippi College	W 13-4
3/31/50	Rollins	L 2-14
4/1/50	Rollins	L 4-6
4/7/50	Florida Southern	L 2-4
4/8/50	Florida Southern	W 10-6
4/10/50	Bradley	W 3-2
4/11/50	Bradley	L 1-10
4/14/50	at Stetson	L 0-5
4/15/50	at Stetson	W 8-6
4/21/50	Tampa	W 7-6
4/22/50	Tampa	W 12-3
4/28/50	Mercer	W 3-1
4/29/50	Mercer	W 12-4
5/5/50	at Tampa	W 10-1
5/6/50	at Tampa	L 7-9
5/12/50	at Mercer	L 6-10
5/13/50	at Mercer	W 11-6
5/19/50	Stetson	W 15-10
5/20/50	Stetson	W 9-4

<b>1951</b>		<b>13-6 (6-1 DIXIE)</b>
3/14/51	Tennessee	W 10-9
3/21/51	Georgia	W 9-4
3/23/51	at Miami	L 2-11
3/24/51	at Miami	W 13-4
3/26/51	at Florida Southern	W 15-6
3/27/51	at Florida Southern	W 13-3
4/2/51	Mississippi College	W 22-9
4/3/51	Mississippi College	W 6-2
4/5/51	at Rollins	W 9-3
4/6/51	at Rollins	W 9-2
4/20/51	at Stetson	L 0-3
4/21/51	at Stetson	L 2-3
4/27/51	at Georgia	W 8-6

4/28/51	at Georgia	L 0-2
5/3/51	Florida Southern	W 6-5
5/11/51	at Mississippi College	W 10-4
5/12/51	at Mississippi College	L 7-8
5/18/51	Stetson	W 8-2
5/19/51	Stetson	L 5-7

<b>1952</b>		<b>17-4</b>
3/17/52	Kenyon College	W 21-1
3/18/52	Kenyon College	W 11-2 (8)
3/21/52	Georgia	L 3-8
3/22/52	Georgia	W 8-3
3/27/52	Amherst	W 4-2
3/28/52	Loyola-New Orleans	W 1-0
3/29/52	Loyola-New Orleans	W 7-0
4/5/52	Miami	W 3-1
4/5/52	Miami	W 7-0
4/11/52	at Stetson	L 2-7
4/12/52	at Stetson	W 11-10
4/14/52	at Tampa	W 7-4
4/15/52	at Tampa	L 0-4
4/18/52	Tampa	W 16-11
4/19/52	Tampa	W 13-3
4/25/52	at Florida Southern	W 9-3
4/26/52	at Florida Southern	W 5-0
4/29/52	Florida Southern	W 22-11
5/9/52	Rollins	W 2-1
5/10/52	Rollins	L 2-9
5/16/52	Stetson	W 4-2

<b>1953</b>		<b>13-10-1</b>
3/20/53	Georgia Southern	W 14-6
3/21/53	Georgia Southern	W 15-4
3/23/53	Georgia	L 0-3
3/24/53	Jacksonville State	W 8-4
3/27/53	Southeastern Louisiana	L 1-6
3/28/53	Southeastern Louisiana	W 5-4
3/30/53	Amherst	W 5-0
3/31/53	Amherst	W 4-3
4/3/53	at Rollins	L 0-4
4/4/53	at Rollins	L 2-4
4/6/53	at Tampa	T 8-8
4/7/53	at Tampa	L 1-4
4/10/53	at Stetson	W 14-7
4/11/53	at Stetson	W 8-2
4/13/53	Cincinnati	W 14-1
4/14/53	Jacksonville NAS	W 4-2
4/15/53	Jacksonville NAS	L 4-7
4/24/53	at Georgia Southern	L 2-6
4/25/53	at Georgia Southern	W 15-6
4/28/53	at Georgia	L 6-12
5/1/53	Stetson	L 0-1
5/2/53	Stetson	W 9-6
5/8/53	at Florida Southern	L 2-7
5/9/53	at Florida Southern	W 15-4

<b>1954</b>		<b>13-8</b>
3/12/54	at Jacksonville NAS	L 1-2
3/13/54	at Jacksonville NAS	W 7-4
3/18/54	Georgia	W 8-7
3/20/54	Tennessee	W 7-4
3/20/54	Auburn	L 2-7
3/23/54	Davidson	W 7-1
3/24/54	Jacksonville State	W 24-0
3/29/54	Amherst	W 11-3
3/30/54	Amherst	W 10-6
4/1/54	Duke	L 4-8
4/2/54	Duke	L 2-6
4/5/54	at Georgia	L 7-8
4/12/54	Stetson	W 4-3
4/13/54	Stetson	L 4-8 (5)
4/15/54	Georgia Southern	W 7-4
4/24/54	at Stetson	L 3-7
4/24/54	at Stetson	L 0-7
4/30/54	Tampa	W 13-1
5/1/54	Tampa	W 7-2

5/7/54	Florida Southern	W 10-1
5/8/54	Florida Southern	W 16-1

<b>1955</b>		<b>17-6 (7-3 FL)</b>
3/11/55	at Florida Southern	W 4-1
3/12/55	at Florida Southern	W 15-0
3/18/55	Furman	W 17-3
3/19/55	Furman	W 6-3
3/19/55	LSU	W 5-3
3/21/55	Georgia	W 9-2
3/22/55	Georgia	L 6-7
3/23/55	Amherst	W 10-1
3/24/55	Amherst	L 7-9 (10)
4/4/55	Stetson	L 7-8
4/5/55	Stetson	W 16-2
4/8/55	Wisconsin	W 3-2
4/9/55	Wisconsin	W 7-2
4/12/55	at Rollins	W 7-2 (8)
4/13/55	at Rollins	L 3-9
4/15/55	at Miami	W 4-3
4/16/55	at Miami	L 4-5
4/29/55	at Georgia Southern	W 10-3
4/30/55	at Georgia Southern	W 12-2
5/2/55	at Georgia	W 14-5
5/3/55	at Georgia	L 3-17
5/6/55	at Stetson	W 6-4
5/7/55	at Stetson	W 14-5

<b>1956</b>		<b>25-7 (7-1 FL)</b>
3/16/56	Furman	W 6-1
3/17/56	Furman	W 20-0
3/19/56	Georgia Southern	W 6-5
3/20/56	Georgia Southern	W 10-5
3/23/56	Florida Southern	W 9-2
3/24/56	Florida Southern	W 8-5
3/26/56	Indiana	W 11-6
3/27/56	Indiana	W 14-10
3/29/56	North Carolina	W 3-2
3/30/56	Wisconsin	W 5-3
3/31/56	Notre Dame	W 12-5
4/2/56	West Virginia	L 12-13
4/3/56	Illinois	W 13-10
4/4/56	Wisconsin	W 4-3
4/5/56	Illinois	W 12-0
4/6/56	vs. Wisconsin	L 3-10
4/7/56	vs. Wisconsin	W 1-0
4/9/56	at Florida	L 5-7
4/16/56	Cincinnati	W 8-2
4/20/56	Stetson	W 8-1
4/21/56	Stetson	W 23-2
4/23/56	Georgia	L 0-2
4/27/56	Miami	W 13-5
4/28/56	Miami	W 2-0
5/4/56	at Georgia Southern	W 5-3
5/7/56	at Georgia	W 9-8
5/8/56	at Georgia	W 6-2
5/11/56	Rollins	L 7-9
5/12/56	Rollins	W 9-0
6/1/56	vs. Duke <sup>1</sup>	W 2-1
6/2/56	vs. Duke <sup>1</sup>	L 2-4
6/2/56	vs. Duke <sup>1</sup>	L 6-7 (10)

<b>1957</b>		<b>22-9 (7-2 FL)</b>
3/19/57	Auburn	W 8-2
3/20/57	Auburn	W 10-5
3/22/57	at Stetson	W 15-0
3/23/57	at Stetson	L 2-3
3/25/57	Michigan State	L 3-8
3/26/57	Yale	W 7-0
3/27/57	Duke	W 2-0
3/28/57	Michigan State	W 7-4
3/29/57	Yale	W 11-8
3/30/57	Duke	L 1-8
4/2/57	Ithaca	W 7-6
4/3/57	Ithaca	W 21-4
4/5/57	Florida	L 2-13











# FSU YEAR-BY-YEAR RESULTS

3/29/80	Dayton	W	28-2	3/29/81	at Georgia State	L	1-3	3/23/82	Virginia Tech	W	7-2
3/31/80	at Mercer	W	7-4	4/1/81	Florida	W	14-10	3/25/82	Virginia Tech	W	12-4
4/5/80	Jacksonville	W	7-6	4/2/81	Florida	L	9-12	3/25/82	Virginia Tech	L	1-5 (7)
4/5/80	Jacksonville	W	15-3	4/4/81	at Tulane	W	15-9	3/26/82	Miami	L	5-6
4/6/80	Jacksonville	W	5-1	4/4/81	at Tulane	L	3-11	3/27/82	Miami	W	5-3
4/7/80	at Valdosta State	W	15-9	4/5/81	at Tulane	L	4-15	3/28/82	Miami	W	9-3
4/9/80	Auburn	W	21-7	4/7/81	Jacksonville	W	8-7	4/1/82	at Clemson	W	8-1
4/9/80	Auburn	W	2-0	4/7/81	Jacksonville	W	7-0	4/2/82	at Clemson	W	7-6 (7)
4/11/80	at USF	W	12-0	4/9/81	Flagler	L	3-4	4/3/82	at Georgia State	W	17-8
4/12/80	at USF	W	3-1	4/9/81	Flagler	W	12-4	4/4/82	at Georgia State	W	31-6 (7)
4/12/80	at USF	W	14-3	4/11/81	Memphis	L	4-6	4/6/82	West Florida	W	9-4
4/15/80	at Florida	W	2-1	4/11/81	Memphis	W	8-4	4/7/82	Jacksonville	L	4-7
4/16/80	at Florida	W	15-2	4/12/81	Memphis	W	7-6	4/7/82	Jacksonville	W	10-7
4/20/80	Flagler	W	12-1	4/15/81	West Florida	W	6-1	4/10/82	at Memphis	L	1-3
4/22/80	at Auburn	W	9-5	4/15/81	West Florida	W	3-2	4/10/82	at Memphis	L	3-11
4/23/80	at Auburn	W	4-2	4/17/81	at South Carolina	W	7-5	4/11/82	at Memphis	W	12-6
4/25/80	USF	W	10-4	4/19/81	at South Carolina	L	3-9	4/13/82	at Auburn	L	5-9
4/26/80	USF	W	17-0	4/22/81	at USF	L	0-2	4/14/82	at Auburn	W	10-8 (5)
4/26/80	USF	W	5-4	4/22/81	at USF	W	7-3	4/16/82	Valdosta State	W	4-0
4/29/80	at Troy	L	3-5	4/23/81	at USF	W	7-6	4/17/82	Tulane	L	6-8
4/29/80	at Troy	W	12-3	4/25/81	USF	W	8-2	4/17/82	Tulane	W	4-3
4/30/80	Valdosta State	W	11-4	4/25/81	USF	W	8-0	4/18/82	Tulane	W	8-6
5/3/80	Miami	L	6-10	4/26/81	USF	W	14-5	4/20/82	Auburn	W	14-0
5/4/80	Miami	W	7-5	4/27/81	Valdosta State	W	14-6	4/21/82	Auburn	L	8-9
5/5/80	Miami	L	5-7	4/28/81	at Auburn	W	7-1	4/22/82	at Valdosta State	W	4-1
5/9/80	Virginia Tech <sup>d</sup>	L	4-12	4/29/81	at Auburn	W	4-3	4/24/82	Mercer	W	12-2
5/9/80	Louisville <sup>d</sup>	W	13-1	5/2/81	Miami	L	2-3	4/24/82	Mercer	W	8-1
5/10/80	Tulane <sup>d</sup>	W	12-5	5/3/81	Miami	W	5-4	4/30/82	Flagler	W	5-2
5/10/80	Virginia Tech <sup>d</sup>	W	13-6	5/4/81	Miami	L	3-4	5/1/82	Flagler	W	13-1
5/11/80	Memphis <sup>d</sup>	W	14-11	5/7/81	Auburn	W	7-5	5/4/82	at Georgia Southern	W	5-4
5/11/80	Memphis <sup>d</sup>	W	11-7	5/7/81	Auburn	W	11-3	5/5/82	at Georgia Southern	W	8-4
5/13/80	at Georgia Southern	W	5-3	5/8/81	at Georgia Southern	W	2-1	5/5/82	at Georgia Southern	W	19-9
5/14/80	at Georgia Southern	W	13-11	5/9/81	at Georgia Southern	W	6-1	5/7/82	at Miami	L	5-11
5/14/80	at Georgia Southern	L	3-8	5/10/81	at Valdosta State	W	5-3	5/8/82	at Miami	W	9-2
5/22/80	New Orleans <sup>1</sup>	W	10-8	5/14/81	St. Louis <sup>d</sup>	W	15-3	5/9/82	at Miami	T	7-7 (5)
5/24/80	Western Kentucky <sup>1</sup>	W	19-7	5/15/81	Memphis <sup>d</sup>	W	5-0	5/13/82	Cincinnati <sup>d</sup>	W	10-2
5/25/80	Western Kentucky <sup>1</sup>	W	10-5	5/16/81	Tulane <sup>d</sup>	L	2-6	5/14/82	Memphis <sup>d</sup>	L	2-4
5/30/80	vs. Hawaii <sup>3</sup>	L	6-7	5/16/81	Memphis <sup>d</sup>	W	7-3	5/14/82	Louisville <sup>d</sup>	W	12-1
5/31/80	vs. Arizona <sup>3</sup>	L	3-5	5/17/81	Tulane <sup>d</sup>	W	22-4	5/15/82	Virginia Tech <sup>d</sup>	W	2-1
				5/17/81	Tulane <sup>d</sup>	W	15-5	5/15/82	Memphis <sup>d</sup>	W	7-6
<b>1981</b>		<b>56-23 (4-3 METRO)</b>		5/21/81	vs. Florida <sup>1</sup>	W	5-1	5/16/82	Tulane <sup>d</sup>	L	7-11
2/21/81	Georgia Southern	L	2-3	5/22/81	vs. Minnesota <sup>1</sup>	W	9-5	5/28/82	vs. Eastern Michigan <sup>1</sup>	L	2-7
2/21/81	Georgia Southern	L	2-5	5/23/81	at Miami <sup>1</sup>	L	6-14	5/29/82	vs. Ohio State <sup>1</sup>	W	8-3
2/22/81	Georgia Southern	W	14-6	5/23/81	vs. Florida <sup>1</sup>	L	4-5	5/30/82	vs. Oklahoma <sup>1</sup>	L	5-6
2/26/81	Georgia State	W	19-3								
2/26/81	Georgia State	W	8-7	<b>1982</b>		<b>56-17-1 (5-4 METRO)</b>		<b>1983</b>		<b>55-18-1 (6-4 METRO)</b>	
2/27/81	Georgia State	W	19-2	2/13/82	Georgia State	W	23-0	2/12/83	Southern Miss	W	4-2
2/28/81	Clemson	W	9-8	2/13/82	Georgia State	W	9-1	2/12/83	Southern Miss	W	8-4
3/1/81	Clemson	W	11-7	2/14/82	Georgia State	W	25-11	2/16/83	at Mercer	W	22-6
3/3/81	at Jacksonville	W	17-5	2/17/82	Mercer-Atlanta	W	24-0	2/17/83	at Mercer	W	14-5
3/4/81	at Jacksonville	L	9-10	2/18/82	Mercer-Atlanta	W	19-2	2/18/83	at USF	L	10-11
3/6/81	at Miami	L	3-4	2/19/82	Mercer-Atlanta	W	15-1	2/19/83	at USF	W	5-2
3/7/81	at Miami	L	8-10	2/20/82	Georgia	L	5-21	2/19/83	at USF	L	1-4
3/8/81	at Miami	L	4-19	2/21/82	Georgia	W	6-5	2/23/83	Auburn	W	12-9
3/10/81	Mercer	W	6-5	2/22/82	Southern	W	12-10	2/23/83	Auburn	W	6-1
3/11/81	at Mercer	L	3-4	2/23/82	Southern	W	21-6	2/25/83	at Miami	L	0-9
3/13/81	at Florida	W	3-1	2/27/82	Southern Miss	W	16-7	2/26/83	at Miami	L	2-4
3/14/81	at Florida	L	5-17	2/28/82	Southern Miss	W	20-1	3/1/83	Clemson	W	5-4
3/15/81	Wingate	W	15-6	3/1/82	Georgia Southern	W	5-2	3/2/83	Clemson	T	3-3
3/15/81	Louisville	W	10-1	3/2/82	Georgia Southern	W	9-5	3/5/83	at Florida	L	2-6
3/16/81	Ripon	W	7-1	3/3/82	at Mercer	W	14-10	3/6/83	at Florida	L	14-16
3/16/81	Ripon	W	12-1	3/4/82	at Mercer-Atlanta	W	11-2	3/8/83	Wingate	W	6-4
3/17/81	Wingate	W	4-2	3/5/82	at Mercer-Atlanta	W	12-0	3/10/83	at UNLV	W	7-2
3/17/81	Wingate	W	6-2	3/6/82	at Mercer-Atlanta	W	9-0	3/11/83	at UNLV	L	5-6
3/18/81	Campbellsville	W	19-4	3/8/82	Southeast Missouri State	W	19-2	3/12/83	at UNLV	W	14-11
3/19/81	Otterbein	W	11-8	3/9/82	Valparaiso	W	6-0	3/14/83	Louisville	L	4-6
3/19/81	Otterbein	W	9-4	3/11/82	Florida	W	17-16	3/15/83	Louisville	W	11-4 (7)
3/20/81	South Carolina	W	9-8	3/12/82	Florida	W	8-1	3/18/83	Wake Forest	W	10-2
3/21/81	South Carolina	L	5-8	3/13/82	at Florida	L	6-9	3/19/83	Wake Forest	W	9-1
3/22/81	South Carolina	W	12-6	3/14/82	at Florida	W	7-6	3/20/83	Wake Forest	W	7-3 (5)
3/23/81	Jackson State	W	12-11	3/17/82	at Jacksonville	L	6-12	3/21/83	Tennessee Tech	W	4-3
3/24/81	Cleveland State	W	10-3	3/18/82	at Jacksonville	L	6-12	3/22/83	Tennessee Tech	W	12-2
3/25/81	at Georgia	W	8-3	3/19/82	Otterbein	W	10-4	3/23/83	at Auburn	W	7-5
3/26/81	at Georgia	L	2-4	3/20/82	Cleveland State	W	27-4	3/25/83	Pittsburgh	W	7-4
3/27/81	at Georgia State	W	15-5	3/21/82	Cleveland State	W	24-15	3/26/83	Pittsburgh	W	12-4
3/28/81	at Georgia State	W	16-8	3/22/82	St. Xavier	W	11-0	3/27/83	Pittsburgh	W	13-0



3/28/83	St. Xavier	W	7-4
3/29/83	LSU	L	5-15
3/30/83	LSU	W	10-5
3/31/83	Louisiana	W	4-3
4/1/83	USF	W	7-6
4/2/83	USF	W	9-4
4/3/83	USF	W	12-2
4/4/83	at Jacksonville	L	2-5
4/5/83	at Jacksonville	L	7-9
4/10/83	Florida	L	5-7
4/10/83	Florida	W	9-3
4/11/83	at Georgia Southern	W	12-3
4/12/83	at Georgia Southern	W	9-6
4/13/83	Jacksonville	W	7-1
4/14/83	Jacksonville	W	7-2
4/15/83	Miami	W	6-5
4/16/83	Miami	W	4-3
4/17/83	Miami	W	5-0
4/19/83	Georgia Southern	W	16-4
4/20/83	Georgia Southern	W	8-1
4/21/83	Mercer	W	17-4
4/22/83	Mercer	W	14-5
4/23/83	Memphis	W	17-0
4/23/83	Memphis	W	2-1
4/24/83	Memphis	L	6-7
4/29/83	Georgia State	W	17-4
4/30/83	Georgia State	W	10-2
4/30/83	Georgia State	W	8-3
5/2/83	at Georgia State	W	10-1
5/3/83	at Georgia State	L	4-7
5/3/83	at Georgia State	W	9-7
5/4/83	at LSU	W	8-2
5/5/83	at LSU	W	6-3
5/6/83	at Louisiana	W	3-0
5/7/83	at Tulane	L	5-6
5/7/83	at Tulane	L	6-8
5/8/83	at Tulane	W	10-6
5/12/83	Southern Miss <sup>d</sup>	W	14-7
5/13/83	Cincinnati <sup>d</sup>	W	9-2
5/14/83	Tulane <sup>d</sup>	W	4-2
5/15/83	Tulane <sup>d</sup>	W	9-6
5/27/83	South Alabama <sup>1</sup>	W	8-2
5/28/83	Alabama <sup>1</sup>	L	5-7
5/29/83	Miami <sup>1</sup>	L	5-10
<b>1984</b>			
<b>55-29 (10-2 METRO)</b>			
2/3/84	vs. USF	W	7-6
2/4/84	at Miami	L	4-10
2/5/84	vs. Florida	L	3-8
2/10/84	at USF	W	4-3
2/11/84	at USF	W	10-6
2/12/84	at USF	W	10-8
2/14/84	West Florida	W	7-5
2/15/84	West Florida	W	7-1
2/16/84	Tampa	W	9-5
2/17/84	Tampa	W	7-6
2/18/84	Georgia Tech	W	12-6
2/19/84	Georgia Tech	L	2-15
2/21/84	Jacksonville	W	4-0
2/22/84	Jacksonville	W	13-3
2/24/84	at Miami	L	0-7
2/25/84	at Miami	L	5-14
2/26/84	at Miami	W	7-6
2/28/84	Auburn	W	10-4
2/29/84	Auburn	W	12-2
3/1/84	Ball State	W	13-2
3/2/84	Ball State	W	5-1
3/3/84	Ball State	W	12-2
3/4/84	Ball State	W	8-6
3/6/84	at UNLV	L	9-14
3/7/84	at UNLV	L	1-3
3/8/84	at UNLV	L	2-6
3/9/84	at Cal State Fullerton	L	3-5
3/10/84	at Cal State Fullerton	L	1-6
3/11/84	at Cal State Fullerton	W	10-4
3/13/84	Southern Miss	W	7-5

3/14/84	Southern Miss	L	8-9
3/15/84	Southern Miss	W	12-6
3/16/84	USF	W	3-2
3/17/84	USF	L	6-8
3/18/84	USF	L	3-6
3/19/84	Pittsburgh	W	5-0
3/21/84	Pittsburgh	W	21-1
3/21/84	Pittsburgh	W	6-0
3/22/84	Tennessee Tech	W	7-3
3/23/84	vs. Alabama	W	18-16
3/24/84	Georgia Southern	W	5-4
3/25/84	Georgia Southern	W	21-3
3/29/84	at Clemson	L	0-13
3/30/84	at Clemson	L	3-13
3/31/84	at Georgia State	W	8-6
4/1/84	at Georgia State	W	26-13
4/4/84	Florida	L	3-11
4/4/84	Florida	W	11-9
4/5/84	at Jacksonville	L	2-10
4/6/84	at Jacksonville	L	8-10
4/7/84	at Georgia Southern	W	4-2
4/8/84	at Georgia Southern	L	3-6
4/10/84	Mercer	W	6-0
4/11/84	Mercer	W	13-2
4/13/84	Miami	W	3-2
4/14/84	Miami	L	3-4
4/15/84	Miami	W	5-4
4/17/84	at Florida	L	7-8
4/18/84	at Florida	W	7-4
4/19/84	South Alabama	L	4-12
4/20/84	South Alabama	L	3-9
4/21/84	Florida International	W	10-3
4/22/84	Florida International	W	12-3
4/27/84	Tulane	W	17-4
4/29/84	Tulane	W	8-4
4/29/84	Tulane	L	0-1
4/30/84	at South Alabama	L	7-8
5/1/84	at Southern Miss	W	9-3
5/2/84	at Southern Miss	W	11-2
5/3/84	at Southern Miss	W	16-6
5/4/84	at Memphis	W	13-7
5/6/84	at Memphis	W	11-3
5/6/84	at Memphis	W	8-3
5/10/84	South Carolina <sup>d</sup>	L	3-4
5/11/84	Tulane <sup>d</sup>	W	4-2
5/11/84	Memphis <sup>d</sup>	W	10-3
5/12/84	Cincinnati <sup>d</sup>	W	11-2
5/13/84	Virginia Tech <sup>d</sup>	W	17-3
5/13/84	South Carolina <sup>d</sup>	W	11-10
5/18/84	New Orleans	L	4-7
5/19/84	New Orleans	W	5-1
5/20/84	New Orleans	W	7-3
5/24/84	Stetson <sup>1</sup>	L	7-10
5/25/84	East Carolina <sup>1</sup>	L	4-7

<b>1985</b>			
<b>59-23 (12-5 METRO)</b>			
2/5/85	Georgia Southern*	W	7-0
2/6/85	Georgia Southern*	W	1-0
2/9/85	USF	W	11-5
2/10/85	USF	W	8-2
2/11/85	Grambling State	W	13-7
2/12/85	Grambling State	W	9-4
2/14/85	Samford	W	14-7
2/15/85	Samford	W	18-10
2/16/85	Southern Miss	W	20-1
2/16/85	Southern Miss	W	10-4
2/17/85	Southern Miss	W	24-3
2/22/85	at Miami	W	5-2
2/23/85	at Miami	L	4-15
2/24/85	at Miami	L	5-6
2/26/85	Georgia Southern	W	5-4
2/27/85	Georgia Southern	W	12-6
2/28/85	St. Leo	W	16-2
3/2/85	Ball State	L	11-12
3/2/85	Ball State	W	12-10
3/3/85	Ball State	W	15-6

3/4/85	Ball State	L	9-10
3/5/85	at Jacksonville	W	12-0
3/6/85	at Jacksonville	W	25-6
3/7/85	at UCF	W	6-2
3/8/85	at UCF	L	5-6
3/9/85	at USF	W	10-7
3/10/85	at USF	L	5-6
3/11/85	Western Kentucky	W	11-5
3/12/85	Western Kentucky	L	6-10
3/13/85	Samford	L	2-5
3/14/85	Samford	W	20-4
3/15/85	at Florida	L	2-3
3/16/85	at Florida	L	1-6
3/18/85	Pittsburgh	W	6-5
3/19/85	Pittsburgh	W	18-2
3/20/85	Pittsburgh	W	9-7
3/23/85	at Southern Miss	W	17-6
3/23/85	at Southern Miss	W	6-0
3/24/85	at Southern Miss	L	4-6
3/27/85	South Alabama	W	15-12
3/28/85	Florida	W	12-10
3/29/85	Georgia State	W	14-0
3/29/85	Georgia State	W	10-4
3/30/85	at Memphis	L	2-3
3/31/85	at Memphis	L	7-8
4/2/85	Florida	L	3-6
4/3/85	Jacksonville	L	5-7
4/4/85	Jacksonville	W	18-9
4/5/85	Tulane	W	9-6
4/6/85	Tulane	W	4-1
4/6/85	Tulane	W	9-4
4/8/85	UCF	W	6-3
4/9/85	UCF	W	12-0
4/10/85	UCF	W	19-6
4/12/85	Miami	L	2-3
4/13/85	Miami	W	13-5
4/14/85	Miami	L	5-8
4/16/85	at Georgia Southern	W	8-7
4/17/85	at Georgia Southern	W	6-4
4/20/85	Memphis	L	4-7
4/20/85	Memphis	W	8-3
4/21/85	Memphis	W	7-2
4/28/85	at Georgia Tech	W	19-0
4/29/85	at Georgia Tech	W	13-3
5/2/85	at South Alabama	W	8-0
5/3/85	at South Alabama	W	12-10
5/4/85	at Tulane	W	9-3
5/4/85	at Tulane	W	5-2
5/5/85	at Tulane	L	8-9
5/9/85	Louisville <sup>d</sup>	W	11-3
5/10/85	Virginia Tech <sup>d</sup>	L	5-8
5/10/85	Cincinnati <sup>d</sup>	W	24-0
5/11/85	South Carolina <sup>d</sup>	W	7-5
5/12/85	Virginia Tech <sup>d</sup>	W	3-1
5/12/85	South Carolina <sup>d</sup>	W	11-5
5/17/85	North Carolina	W	13-7
5/18/85	North Carolina	W	9-5
5/19/85	North Carolina	L	8-9
5/23/85	George Mason <sup>1</sup>	W	11-0
5/24/85	Georgia Tech <sup>1</sup>	W	9-1
5/25/85	Arkansas <sup>1</sup>	L	6-7
5/25/85	Georgia Tech <sup>1</sup>	L	3-8

\*Games against Armstrong State; ASU merged with Georgia Southern in 2017.



# YEAR-BY-YEAR RESULTS

1986		61-13 (10-2 METRO)
2/12/86	Grambling State	W 10-1
2/13/86	Grambling State	W 20-6
2/14/86	Grambling State	L 1-3
2/15/86	Southern Miss	W 7-6
2/15/86	Southern Miss	W 2-0
2/16/86	Southern Miss	W 14-6
2/18/86	Samford	W 9-6
2/19/86	Samford	W 9-1
2/22/86	Georgia Tech	W 6-4
2/23/86	Georgia Tech	W 9-4
2/25/86	at Florida	W 10-6
2/26/86	at Florida	W 10-7
3/1/86	USF	W 9-3
3/2/86	USF	W 8-7
3/4/86	at USF	W 9-8
3/5/86	at USF	L 3-6
3/8/86	Florida International	W 9-3
3/9/86	Florida International	W 12-10
3/10/86	Samford	W 19-2
3/11/86	Samford	W 15-5
3/12/86	Richmond	W 12-4
3/13/86	Richmond	W 14-4
3/14/86	Richmond	W 16-1
3/15/86	Richmond	W 13-3
3/17/86	Pittsburgh	W 7-0
3/18/86	Pittsburgh	W 10-2
3/19/86	Pittsburgh	W 22-1
3/20/86	Pittsburgh	W 17-1
3/22/86	at Southern Miss	L 1-5
3/22/86	at Southern Miss	W 2-0
3/23/86	at Southern Miss	W 13-9
3/24/86	South Alabama	L 5-12
3/25/86	South Alabama	W 13-8
3/26/86	South Alabama	W 14-4
3/27/86	South Alabama	W 13-9
3/29/86	at Memphis	W 7-3
3/29/86	at Memphis	W 6-1
3/30/86	at Memphis	L 2-7
4/1/86	UCF	W 15-12
4/2/86	UCF	W 8-3
4/3/86	Jacksonville	W 9-2
4/4/86	Jacksonville	L 9-10
4/5/86	Tulane	W 7-5
4/6/86	Tulane	W 4-2
4/8/86	at Jacksonville	W 20-3
4/9/86	at Jacksonville	L 10-11
4/11/86	Miami	W 6-1
4/12/86	Miami	L 3-4
4/13/86	Miami	W 8-3
4/15/86	Florida	W 7-6
4/16/86	Florida	W 8-0
4/19/86	Memphis	W 6-0
4/19/86	Memphis	W 6-5
4/20/86	Memphis	W 7-1
4/26/86	at UCF	W 3-1
4/29/86	at Florida International	W 12-0
5/2/86	at Miami	L 10-11
5/3/86	at Miami	W 14-6
5/4/86	at Miami	L 5-7
5/9/86	Cincinnati <sup>4</sup>	W 10-3
5/10/86	South Carolina <sup>4</sup>	L 5-8
5/10/86	Memphis <sup>4</sup>	W 7-3
5/11/86	South Carolina <sup>4</sup>	W 3-0
5/11/86	South Carolina <sup>4</sup>	W 7-2
5/19/86	LSU	W 6-4
5/22/86	NC State <sup>1</sup>	W 10-6
5/23/86	Texas AGM <sup>1</sup>	W 12-9
5/24/86	USF <sup>1</sup>	W 11-7
5/31/86	vs. Indiana State <sup>3</sup>	W 5-3
6/3/86	vs. Miami <sup>3</sup>	W 7-2
6/6/86	vs. Arizona <sup>3</sup>	L 5-9
6/7/86	vs. Oklahoma State <sup>3</sup>	W 6-5
6/8/86	vs. Miami <sup>3</sup>	W 4-3
6/9/86	vs. Arizona <sup>3</sup>	L 2-10

1987		55-18 (9-3 METRO)
2/6/87	Samford	W 15-1
2/7/87	Samford	W 9-1 (8)
2/12/87	Grambling State	W 4-3
2/13/87	Grambling State	W 9-2
2/14/87	Grambling State	W 12-6
2/17/87	Samford	W 4-1
2/18/87	Samford	W 7-2
2/20/87	at New Orleans	L 1-3
2/21/87	at Tulane	W 9-5
2/22/87	vs. LSU	W 2-1
2/28/87	Southern Miss	W 7-2
2/28/87	Southern Miss	W 10-4
3/1/87	Southern Miss	L 8-11
3/3/87	Ball State	W 10-3
3/4/87	Ball State	W 9-2
3/5/87	Ball State	W 14-10
3/8/87	USF	W 13-4
3/8/87	USF	L 4-5
3/10/87	at USF	L 2-5
3/12/87	at USF	W 17-1
3/13/87	Austin Peay State	W 8-3
3/14/87	Austin Peay State	W 15-0
3/15/87	Austin Peay State	W 26-1
3/16/87	UNC-Charlotte	W 9-1
3/17/87	UNC-Charlotte	W 14-5
3/19/87	at South Alabama	L 3-7
3/21/87	at Southern Miss	L 1-3
3/21/87	at Southern Miss	W 4-2
3/22/87	at Southern Miss	W 13-9
3/24/87	UCF	W 12-4
3/25/87	UCF	W 4-3
3/28/87	at Memphis	W 4-1
3/28/87	at Memphis	W 8-0
3/29/87	at Memphis	L 4-5 (10)
3/31/87	at Georgia Tech	W 7-5
4/1/87	at Georgia Tech	W 10-8
4/4/87	Georgia	L 5-6
4/5/87	Georgia	L 3-4
4/7/87	Jacksonville	W 9-3
4/8/87	Jacksonville	W 9-7
4/10/87	Miami	W 14-3
4/11/87	Miami	L 6-11
4/12/87	Miami	L 10-11 (11)
4/14/87	Florida	W 12-6
4/15/87	Florida	W 14-11
4/16/87	South Alabama	W 9-4
4/18/87	Memphis	W 6-4
4/18/87	Memphis	W 7-6
4/19/87	Memphis	W 7-5
4/23/87	at UCF	L 5-8
4/24/87	at Jacksonville	W 9-8 (12)
4/25/87	at Jacksonville	W 11-10 (10)
5/1/87	at Miami	L 3-4 (10)
5/2/87	at Miami	W 6-4 (11)
5/3/87	at Miami	W 8-6
5/5/87	at Florida	L 5-10
5/6/87	at Florida	L 5-7
5/8/87	Mercer	W 6-2
5/9/87	Mercer	W 14-2
5/9/87	Mercer	W 8-3
5/13/87	vs. Louisville <sup>4</sup>	W 9-2
5/14/87	vs. Virginia Tech <sup>4</sup>	W 5-4
5/15/87	at South Carolina <sup>4</sup>	W 9-5
5/16/87	vs. Southern Miss <sup>4</sup>	W 5-1
5/16/87	vs. Cincinnati <sup>4</sup>	W 6-3
5/21/87	East Carolina <sup>1</sup>	W 10-5
5/22/87	Miami <sup>1</sup>	W 5-2
5/23/87	South Alabama <sup>1</sup>	W 12-3
5/24/87	South Alabama <sup>1</sup>	L 3-6
5/24/87	South Alabama <sup>1</sup>	W 9-2
5/29/87	vs. LSU <sup>3</sup>	L 2-6 (10)
5/31/87	vs. Arizona State <sup>3</sup>	W 3-0
6/3/87	vs. Texas <sup>3</sup>	L 4-6 (10)

1988		50-18-1 (6-6 METRO)
2/12/88	Grambling State	W 11-7
2/13/88	Grambling State	W 16-3
2/14/88	Grambling State	W 18-2
2/21/88	vs. LSU	L 4-9
2/26/88	Southern Miss	W 6-3
2/27/88	Southern Miss	W 18-11
2/28/88	Southern Miss	L 5-6
2/29/88	Richmond	W 7-1
3/1/88	Richmond	W 11-4
3/2/88	Richmond	W 6-1
3/4/88	Ball State	W 6-4
3/5/88	USF	W 6-4
3/6/88	USF	W 4-2
3/8/88	at USF	W 4-1
3/9/88	at USF	L 3-6
3/11/88	Samford	W 19-3
3/12/88	Samford	W 12-3
3/13/88	Samford	W 7-2
3/15/88	Lamar	W 10-9
3/17/88	UAB	W 10-4
3/19/88	at Southern Miss	L 1-2
3/19/88	at Southern Miss	L 4-5
3/20/88	at Southern Miss	L 7-9
3/21/88	Charleston Southern	W 9-8
3/22/88	Charleston Southern	W 15-1
3/23/88	Charleston Southern	W 7-0
3/26/88	Florida International	L 7-8
3/27/88	Florida International	W 5-2
3/29/88	Jacksonville	W 10-7
3/30/88	Mercer	W 3-2
3/30/88	Mercer	L 9-10
4/1/88	at Minnesota	W 12-5
4/2/88	vs. Iowa	W 8-0
4/3/88	vs. Washington State	W 5-1
4/3/88	vs. Maine	W 4-2
4/5/88	vs. Old Dominion	W 6-5
4/6/88	at South Alabama	W 11-7
4/8/88	Miami	L 3-8
4/9/88	Miami	W 20-8
4/10/88	Miami	T 5-5
4/13/88	Florida	W 7-2
4/15/88	at Valdosta State	W 20-8
4/16/88	Memphis	L 5-6
4/16/88	Memphis	W 5-0
4/17/88	Memphis	L 1-2
4/20/88	at Florida	L 5-8
4/22/88	South Alabama	W 13-11
4/23/88	Georgia Tech	W 15-2
4/24/88	Georgia Tech	L 2-10
5/1/88	UCF	W 8-1
5/1/88	UCF	W 2-1
5/3/88	at UCF	W 11-3
5/4/88	at Florida International	L 1-2
5/6/88	at Miami	W 6-5
5/7/88	at Miami	L 7-9
5/8/88	at Miami	W 6-3
5/10/88	at Jacksonville	L 2-5
5/13/88	at Memphis	W 14-3
5/14/88	at Memphis	W 9-5
5/15/88	at Memphis	W 21-1
5/18/88	Louisville <sup>4</sup>	W 18-4
5/19/88	Virginia Tech <sup>4</sup>	W 9-6
5/20/88	South Carolina <sup>4</sup>	W 9-3
5/21/88	Memphis <sup>4</sup>	W 4-2
5/21/88	South Carolina <sup>4</sup>	W 9-1
5/25/88	Stetson <sup>1</sup>	W 10-3
5/27/88	Tulane <sup>1</sup>	W 8-6
5/28/88	Florida <sup>1</sup>	L 3-9
5/29/88	Stetson <sup>1</sup>	L 2-7

# YEAR-BY-YEAR RESULTS

1988			54-18 (14-4 METRO)			1990			57-15 (17-4 METRO)			1991			57-14 (21-5 METRO)		
2/4/89	Arizona State	W	9-6	2/2/90	Western Kentucky	W	6-3	2/1/91	Duke	W	8-5						
2/5/89	Arizona State	W	8-3	2/3/90	Western Kentucky	W	6-4	2/2/91	Duke	W	10-4						
2/6/89	Georgia Tech	W	14-1	2/4/90	Western Kentucky	W	6-4	2/3/91	Duke	W	9-3						
2/10/89	Grambling State	W	8-3	2/10/90	vs. North Carolina	W	6-3	2/8/91	Arizona State	W	6-5 (10)						
2/11/89	Grambling State	W	5-0	2/12/90	vs. Wichita State	L	7-8	2/9/91	Arizona State	W	21-5						
2/12/89	Grambling State	W	8-2	2/17/90	Arizona	W	7-1	2/10/91	Arizona State	W	4-3 (10)						
2/18/89	at Florida	L	1-5	2/17/90	Arizona	W	16-8	2/14/91	at Arizona	W	15-8						
2/19/89	at Florida	L	5-6	2/18/90	Arizona	W	10-5	2/15/91	at Arizona	L	3-7						
2/20/89	Charleston Southern	W	5-4 (10)	2/20/90	Florida International	W	5-0	2/16/91	at Arizona	L	2-3						
2/22/89	Charleston Southern	W	10-2	2/21/90	Florida International	L	3-4	2/22/91	Minnesota	W	8-4						
2/25/89	USF	L	0-10	2/23/90	VMI	W	17-1	2/23/91	Minnesota	W	12-4						
2/26/89	USF	W	8-7	2/24/90	VMI	W	3-2	2/24/91	Minnesota	W	8-5						
2/28/89	at USF	L	5-6	2/25/90	VMI	W	8-0	3/1/91	at New Orleans	L	0-6						
3/1/89	at USF	L	3-14	3/2/90	Ball State	W	19-10	3/2/91	at Tulane	W	3-0						
3/3/89	Rice	L	3-4	3/3/90	Ball State	W	16-3	3/3/91	vs. LSU	W	8-0						
3/4/89	Rice	W	6-0	3/4/90	Ball State	W	12-4	3/5/91	Ball State	W	26-4						
3/5/89	Rice	W	3-0	3/5/90	Richmond	W	7-1	3/6/91	Ball State	W	17-2						
3/7/89	Richmond	W	6-0	3/6/90	Richmond	W	12-3	3/7/91	Ball State	W	12-2						
3/8/89	Richmond	W	12-3	3/7/90	Richmond	W	13-1	3/9/91	Florida	W	8-3						
3/9/89	Richmond	W	3-2 (13)	3/8/90	at Florida	W	5-1	3/10/91	Florida	W	5-3						
3/10/89	Ball State	W	10-0	3/9/90	at Florida	W	3-2	3/12/91	Richmond	W	10-3						
3/11/89	Ball State	W	11-1	3/10/90	Florida	W	5-3	3/13/91	Richmond	W	6-2						
3/12/89	Ball State	W	16-0	3/11/90	Florida	W	7-6	3/14/91	Richmond	W	12-4						
3/14/89	Samford	W	18-2	3/13/90	Memphis	W	10-0	3/15/91	Michigan	W	11-6						
3/15/89	Samford	W	14-0	3/14/90	Memphis	L	3-5	3/16/91	Michigan	W	3-0						
3/17/89	at South Carolina	W	6-5	3/15/90	Memphis	W	13-5	3/19/91	Northern Iowa	W	11-2						
3/18/89	at South Carolina	L	3-4	3/16/90	Charleston Southern	W	11-5	3/20/91	Northern Iowa	W	9-0						
3/19/89	at South Carolina	L	4-5 (10)	3/17/90	Charleston Southern	W	11-1	3/21/91	Northern Iowa	W	3-0						
3/21/89	at Jacksonville	W	11-6	3/20/90	at Louisville	W	8-3 (7)	3/22/91	Southern Miss	W	8-4						
3/24/89	Cal State Fullerton	W	6-5 (11)	3/20/90	at Louisville	W	7-4 (7)	3/23/91	Southern Miss	W	5-0						
3/25/89	Cal State Fullerton	L	4-9	3/21/90	at Louisville	W	13-7	3/24/91	Southern Miss	W	6-4						
3/26/89	Cal State Fullerton	W	10-0	3/23/90	at Southern Miss	W	7-0	3/26/91	Mercer	W	6-2						
3/28/89	Mercer	W	2-1	3/24/90	at Southern Miss	L	3-6	3/27/91	Mercer	W	14-5						
3/29/89	Mercer	W	7-0	3/25/90	at Southern Miss	L	3-6	3/30/91	at Memphis	W	6-5						
3/31/89	Southern Miss	W	10-2	3/28/90	Jacksonville	W	7-3	3/30/91	at Memphis	W	4-3 (11)						
4/1/89	Southern Miss	W	6-2	3/31/90	at Arizona State	L	1-9	3/31/91	at Memphis	L	7-8						
4/2/89	Southern Miss	W	7-2	4/1/90	at Arizona State	L	6-7	4/2/91	at South Alabama	L	5-6 (15)						
4/4/89	Jacksonville	W	6-0	4/5/90	South Alabama	W	3-2	4/5/91	at South Carolina	W	4-2						
4/5/89	Jacksonville	W	14-3	4/6/90	Tulane	W	5-0	4/6/91	at South Carolina	W	7-3						
4/7/89	Miami	W	3-0	4/7/90	Tulane	W	9-3	4/7/91	at South Carolina	L	4-9						
4/8/89	Miami	L	1-8	4/8/90	Tulane	W	12-11	4/12/91	Miami	W	5-2						
4/9/89	Miami	W	11-3	4/11/90	at Jacksonville	W	5-3	4/13/91	Miami	W	12-4						
4/11/89	Florida	L	0-5	4/13/90	Miami	W	7-3	4/14/91	Miami	W	8-5						
4/12/89	Florida	W	7-5	4/14/90	Miami	L	5-8	4/16/91	at Florida	W	4-2						
4/14/89	Louisville	W	7-0	4/15/90	Miami	L	3-8	4/17/91	at Florida	L	3-4						
4/15/89	Louisville	W	10-1	4/17/90	Mercer	W	14-3	4/19/91	Louisville	W	6-3						
4/16/89	Louisville	W	7-2	4/18/90	Mercer	W	6-3	4/20/91	Louisville	W	5-1						
4/21/89	Virginia Tech	L	5-7	4/20/90	South Carolina	W	9-6	4/21/91	Louisville*	W	14-6						
4/22/89	Virginia Tech	W	14-8	4/21/90	South Carolina	L	5-6	4/28/91	at Tulane	L	10-11						
4/23/89	Virginia Tech	W	8-4	4/22/90	South Carolina	W	6-3	4/28/91	at Tulane	L	1-2						
4/29/89	at Memphis	W	6-2	5/2/90	at Florida International	L	3-4	4/29/91	Jacksonville	L	4-7						
4/29/89	at Memphis	W	6-2	5/4/90	at Miami	L	3-7	5/3/91	at Miami	W	3-2						
4/30/89	at Memphis	W	3-1	5/5/90	at Miami	W	6-2	5/4/91	at Miami	W	4-1						
5/2/89	at Jacksonville	L	6-7 (10)	5/6/90	at Miami	W	8-4	5/5/91	at Miami	L	6-8						
5/5/89	at Miami	L	2-11	5/8/90	at Virginia Tech	W	6-4	5/7/91	Virginia Tech	W	3-2 (12)						
5/6/89	at Miami	L	2-8	5/9/90	at Virginia Tech	W	5-1	5/7/91	Virginia Tech	W	4-1 (7)						
5/7/89	at Miami	W	8-4	5/10/90	at Virginia Tech	W	25-14	5/8/91	Virginia Tech	W	11-1						
5/12/89	at Cincinnati	L	0-2	5/11/90	Cincinnati	W	6-1	5/10/91	at Cincinnati	W	15-5						
5/13/89	at Cincinnati	W	18-7	5/12/90	Cincinnati	W	12-3	5/11/91	at Cincinnati	W	10-5						
5/14/89	at Cincinnati	W	8-7	5/13/90	Cincinnati	W	4-1	5/12/91	at Cincinnati	W	13-9						
5/18/89	vs. Memphis <sup>4</sup>	W	9-4	5/16/90	vs. Tulane <sup>4</sup>	W	4-1	5/15/91	vs. Cincinnati <sup>4</sup>	W	9-3						
5/19/89	vs. Southern Miss <sup>4</sup>	W	14-7	5/17/90	vs. Virginia Tech <sup>4</sup>	W	11-3	5/16/91	vs. South Carolina <sup>4</sup>	W	17-0						
5/20/89	vs. Virginia Tech <sup>4</sup>	W	8-2	5/18/90	vs. Cincinnati <sup>4</sup>	L	4-5	5/17/91	vs. Southern Miss <sup>4</sup>	L	1-3						
5/20/89	vs. Southern Miss <sup>4</sup>	W	6-5 (12)	5/19/90	at Southern Miss <sup>4</sup>	W	8-1	5/18/91	vs. Cincinnati <sup>4</sup>	W	13-12						
5/25/89	Rider <sup>1</sup>	W	13-7	5/19/90	vs. Virginia Tech <sup>4</sup>	W	12-5	5/18/91	vs. South Carolina <sup>4</sup>	W	10-9 (10)						
5/26/89	USF <sup>1</sup>	W	8-1	5/20/90	vs. Cincinnati <sup>4</sup>	W	8-5	5/23/91	Coastal Carolina <sup>1</sup>	W	6-0						
5/27/89	Auburn <sup>1</sup>	W	7-6	5/24/90	vs. Lafayette <sup>1</sup>	W	7-2	5/24/91	Florida International <sup>1</sup>	W	6-3						
5/28/89	Clemson <sup>1</sup>	W	8-1	5/25/90	vs. Central Michigan <sup>1</sup>	W	4-2	5/25/91	Alabama <sup>1</sup>	W	5-2						
6/2/89	vs. North Carolina <sup>3</sup>	W	4-2	5/26/90	at Mississippi State <sup>1</sup>	L	8-11	5/26/91	Alabama <sup>1</sup>	W	6-5						
6/4/89	vs. Wichita State <sup>3</sup>	W	4-2	5/26/90	vs. Illinois <sup>1</sup>	W	6-4	5/31/91	vs. Fresno State <sup>3</sup>	L	3-6						
6/7/89	vs. Wichita State <sup>3</sup>	L	4-7	5/27/90	at Mississippi State <sup>1</sup>	W	11-9	6/2/91	vs. Florida <sup>3</sup>	L	0-5						
6/9/89	vs. Wichita State <sup>3</sup>	L	9-12	5/28/90	at Mississippi State <sup>1</sup>	L	3-4										

\*9-0 forfeit loss



# YEAR-BY-YEAR RESULTS

1992			49-21 (19-9 ACC)			1993			46-19 (17-11 ACC)			1994			53-22 (14-9 ACC)		
2/1/92	College of Charleston	W	15-3	2/13/93	Winthrop	W	7-2	2/3/94	at Hawaii	W	11-3						
2/2/92	College of Charleston	W	4-1	2/14/93	Winthrop	W	8-5	2/4/94	at Hawaii	L	1-6						
2/9/92	at Arizona State	W	4-2	2/16/93	Appalachian State	W	8-3	2/4/94	at Hawaii	W	6-4						
2/9/92	at Arizona State	L	1-4	2/17/93	Appalachian State	W	3-1	2/6/94	at Hawaii	W	9-3						
2/14/92	VMI	W	10-4	2/19/93	College of Charleston	W	7-6	2/7/94	at Hawaii-Hilo	L	2-4 (7)						
2/15/92	VMI	W	20-0	2/20/93	College of Charleston	W	19-0	2/8/94	at Hawaii-Hilo	W	7-1						
2/16/92	VMI	W	5-4	2/21/93	College of Charleston	W	17-2	2/8/94	at Hawaii-Hilo	W	5-1						
2/19/92	at Florida	W	2-1	2/26/93	Cal State Fullerton	W	3-2	2/11/94	Arizona State	W	9-7						
2/21/92	Duke	W	13-1	2/27/93	Cal State Fullerton	L	2-6	2/12/94	Arizona State	W	13-2						
2/22/92	Duke	L	4-5	2/28/93	Cal State Fullerton	L	6-13	2/13/94	Arizona State	W	9-8 (8)						
2/23/92	Duke	W	1-0	3/4/93	Florida	W	2-0	2/18/94	Minnesota	W	15-10						
2/28/92	at Minnesota	W	3-1	3/5/93	Florida	W	9-3	2/19/94	Minnesota	W	9-2						
2/29/92	vs. Texas A&M	L	1-9	3/6/93	at Florida	W	4-2	2/20/94	Minnesota	W	12-4						
3/1/92	vs. Mississippi State	W	5-1	3/7/93	at Florida	W	8-4	2/25/94	Coastal Carolina	W	4-0						
3/3/92	Charleston Southern	W	14-2	3/10/93	vs. UCF	W	7-5 (12)	2/26/94	Coastal Carolina	W	17-2						
3/4/92	Charleston Southern	W	13-8	3/11/93	vs. Purdue	L	1-11	2/27/94	Coastal Carolina	W	4-1						
3/6/92	Coastal Carolina	W	6-1	3/12/93	North Carolina	W	6-3	3/3/94	at Florida	L	0-4						
3/7/92	Coastal Carolina	W	5-2	3/14/93	North Carolina	W	4-3 (10)	3/4/94	at Florida	W	10-5						
3/9/92	Richmond	W	2-1	3/16/93	Virginia	W	10-5	3/5/94	Florida	W	7-2						
3/10/92	Richmond	W	5-1	3/17/93	Virginia	W	11-0	3/6/94	Florida	L	5-12						
3/11/92	Richmond	W	8-2	3/18/93	Virginia	W	8-1	3/8/94	College of Charleston	L	0-3						
3/13/92	at North Carolina	W	9-3	3/19/93	Northern Iowa	W	6-0	3/9/94	College of Charleston	W	4-0						
3/14/92	at North Carolina	L	2-11	3/20/93	Northern Iowa	W	7-4	3/10/94	College of Charleston	W	7-0						
3/15/92	at North Carolina	W	4-2	3/21/93	Northern Iowa	W	5-2	3/12/94	Southeast Missouri State	W	15-3						
3/18/92	Georgia State	W	7-1	3/22/93	at Duke	L	0-3	3/13/94	Southeast Missouri State	W	13-3						
3/19/92	Georgia State	W	22-0	3/23/93	at Duke	W	8-5	3/15/94	UNC-Asheville	W	3-0						
3/20/92	NC State	W	4-0	3/24/93	at Duke	W	3-1	3/16/94	UNC-Asheville	W	11-2						
3/21/92	NC State	W	12-1	3/26/93	at NC State	L	0-8	3/17/94	Maryland	W	5-2						
3/22/92	NC State	L	4-6	3/27/93	at NC State	W	5-1	3/18/94	Maryland	W	6-0						
3/24/92	at Virginia	W	4-3	3/28/93	at NC State	L	1-4	3/19/94	Maryland	L	4-6						
3/25/92	at Virginia	W	13-7	3/31/93	Mercer	W	11-2	3/22/94	at Wake Forest	W	12-2						
3/27/92	at Clemson	L	4-10	4/2/93	at Georgia Tech	L	3-10	3/23/94	at Wake Forest	W	15-4						
3/28/92	at Clemson	L	0-12	4/3/93	at Georgia Tech	W	17-3	3/24/94	at Wake Forest	W	17-4						
3/29/92	at Clemson	L	0-14	4/4/93	at Georgia Tech	W	5-1	3/25/94	at North Carolina	L	2-3						
3/31/92	Mercer	L	3-4	4/7/93	Mercer	W	14-1	3/26/94	at North Carolina	W	9-5						
4/1/92	Mercer	W	8-1	4/9/93	Miami	W	7-0	4/1/94	NC State	W	3-2 (10)						
4/3/92	Georgia Tech	W	9-6	4/10/93	Miami	W	8-1	4/2/94	NC State	W	2-1						
4/4/92	Georgia Tech	W	3-2	4/11/93	Miami	W	6-2	4/3/94	NC State	W	8-7						
4/5/92	Georgia Tech	L	3-10	4/16/93	Wake Forest	L	1-4	4/6/94	Jacksonville	W	6-1 (8)						
4/8/92	Florida	W	4-0	4/17/93	Wake Forest	W	6-0	4/8/94	Miami	W	6-3						
4/10/92	Miami	L	6-10	4/18/93	Wake Forest	L	2-7	4/9/94	Miami	L	2-5						
4/11/92	Miami	L	3-6	4/20/93	Mercer	W	9-0	4/10/94	Miami	L	1-2						
4/12/92	Miami	L	5-6	4/21/93	Jacksonville	W	13-3	4/12/94	Mercer	W	11-0 (8)						
4/15/92	Florida	L	1-3	4/23/93	at Miami	W	1-0	4/13/94	Mercer	W	5-4						
4/17/92	at Wake Forest	W	9-3	4/24/93	at Miami	L	3-4 (12)	4/15/94	at Miami	W	6-1						
4/18/92	at Wake Forest	W	9-4	4/25/93	at Miami	L	13-14 (10)	4/16/94	at Miami	L	0-8						
4/19/92	at Wake Forest	W	11-1	5/1/93	at Maryland	W	10-4	4/17/94	at Miami	W	7-2						
4/24/92	at Miami	L	3-7	5/2/93	at Maryland	L	2-5	4/20/94	at Jacksonville	L	0-3						
4/25/92	at Miami	L	4-5	5/3/93	at Maryland	W	13-5	4/23/94	Furman	W	8-0						
4/26/92	at Miami	W	3-2	5/5/93	Jacksonville	W	6-1	4/24/94	Furman	W	15-0						
5/1/92	Maryland	W	12-4	5/7/93	Clemson	L	6-7	4/29/94	Georgia Tech	W	6-4						
5/2/92	Maryland	W	15-3	5/8/93	Clemson	W	4-3	4/30/94	Georgia Tech	L	2-6						
5/3/92	Maryland	W	18-5	5/9/93	Clemson	L	1-5	5/1/94	Georgia Tech	L	5-7						
5/5/92	at Florida	W	4-1	5/12/93	at Jacksonville	L	3-4	5/3/94	Duke	L	1-4						
5/10/92	vs. Wake Forest <sup>5</sup>	W	6-1	5/16/93	vs. Clemson <sup>5</sup>	L	1-6	5/4/94	Duke	W	11-7						
5/11/92	vs. Clemson <sup>5</sup>	L	2-5	5/17/93	vs. Virginia <sup>5</sup>	W	11-2	5/5/94	Duke	L	4-5						
5/12/92	vs. North Carolina <sup>5</sup>	W	7-3	5/18/93	vs. Georgia Tech <sup>5</sup>	W	5-2	5/7/94	at Clemson	L	2-5						
5/12/92	vs. NC State <sup>5</sup>	W	1-0	5/19/93	vs. Clemson <sup>5</sup>	W	7-5	5/8/94	at Clemson	L	5-9						
5/13/92	vs. Clemson <sup>5</sup>	L	0-11	5/19/93	vs. NC State <sup>5</sup>	L	1-5	5/9/94	at Clemson	W	8-3						
5/15/92	Georgia State	W	36-7	5/21/93	Georgia State	W	23-1	5/13/94	at Virginia	L	0-1						
5/16/92	Georgia State	W	17-4	5/22/93	Georgia State	W	12-4	5/14/94	at Virginia	W	8-6						
5/21/92	Western Carolina <sup>1</sup>	L	0-1	5/27/93	USF <sup>1</sup>	W	4-2	5/15/94	at Virginia	W	13-1						
5/22/92	Stetson <sup>1</sup>	W	2-0	5/28/93	Notre Dame <sup>1</sup>	W	7-3	5/18/94	vs. NC State <sup>5</sup>	L	5-6						
5/23/92	Kent State <sup>1</sup>	W	4-2	5/29/93	Long Beach State <sup>1</sup>	L	1-4	5/19/94	vs. Maryland <sup>5</sup>	W	7-1						
5/23/92	Stanford <sup>1</sup>	W	9-4	5/29/93	Notre Dame <sup>1</sup>	L	3-4	5/20/94	vs. Wake Forest <sup>5</sup>	W	18-3						
5/24/92	Western Carolina <sup>1</sup>	W	4-3					5/21/94	vs. Clemson <sup>5</sup>	W	10-4						
5/24/92	Western Carolina <sup>1</sup>	W	18-3					5/21/94	vs. NC State <sup>5</sup>	W	7-4						
5/29/92	vs. Cal State Fullerton <sup>3</sup>	L	2-7					5/22/94	vs. Clemson <sup>5</sup>	L	1-4						
5/31/92	vs. California <sup>3</sup>	W	5-4					5/26/94	Central Michigan <sup>1</sup>	W	8-6						
6/2/92	vs. Cal State Fullerton <sup>3</sup>	L	0-6					5/27/94	Jacksonville <sup>1</sup>	W	5-1						
								5/28/94	Jacksonville <sup>1</sup>	W	5-1						
								5/30/94	BYU <sup>1</sup>	W	7-1						
								6/3/94	vs. LSU <sup>3</sup>	W	6-3						
								6/5/94	vs. Georgia Tech <sup>3</sup>	L	4-12 (10)						
								6/7/94	vs. Cal State Fullerton <sup>3</sup>	L	3-10						

# YEAR-BY-YEAR RESULTS

1995			53-16 (16-7 ACC)			1996			52-17 (19-5 ACC)			1997			50-17 (18-6 ACC)		
2/3/95	Florida Atlantic	W	21-4	2/3/96	Marshall	W	16-1	2/1/97	UNC-Asheville	W	11-2						
2/4/95	Florida Atlantic	W	11-7	2/4/96	Marshall	W	34-0	2/2/97	UNC-Asheville	W	8-5						
2/5/95	Florida Atlantic	W	8-4	2/10/96	UNC-Asheville	W	4-2	2/7/97	Arizona State	W	5-2						
2/10/95	at Arizona State	W	11-2	2/11/96	UNC-Asheville	W	16-8	2/8/97	Arizona State	L	6-9						
2/11/95	at Arizona State	W	14-6	2/16/96	Minnesota	W	9-7	2/9/97	Arizona State	W	11-5						
2/12/95	at Arizona State	L	2-8	2/17/96	Minnesota	W	23-11	2/15/97	Cal State Fullerton	L	1-2						
2/17/95	Coastal Carolina	W	10-2	2/18/96	Minnesota	W	8-2	2/15/97	Cal State Fullerton	W	8-5						
2/19/95	Coastal Carolina	W	6-0	2/23/96	vs. Cal State Fullerton	L	1-3	2/16/97	Cal State Fullerton	W	7-4						
2/21/95	Winthrop	L	1-2	2/24/96	vs. USC	L	8-10	2/21/97	Marshall	W	22-1						
2/22/95	Winthrop	W	6-0	2/29/96	at Florida	W	11-2	2/22/97	Marshall	W	15-4						
2/24/95	Wake Forest	W	4-0	3/2/96	Florida	L	4-6	2/23/97	Marshall	W	14-2						
2/25/95	Wake Forest	L	3-4	3/3/96	Florida	L	10-11	2/27/97	Florida	L	2-3 (11)						
2/26/95	Wake Forest	W	10-1	3/5/96	Mercer	W	10-5	2/28/97	Florida	W	10-8						
3/3/95	vs. LSU	L	2-6	3/6/96	Mercer	W	14-5	3/1/97	at Florida	L	6-13						
3/4/95	at Minnesota	W	4-1 (10)	3/8/96	Coastal Carolina	W	11-4	3/2/97	at Florida	W	9-5						
3/5/95	vs. Michigan	W	17-6	3/9/96	Coastal Carolina	W	16-8	3/4/97	UNC-Greensboro	W	11-7						
3/9/95	Florida	W	6-3	3/10/96	Coastal Carolina	W	7-3	3/5/97	UNC-Greensboro	W	16-0						
3/10/95	Florida	W	2-1	3/12/96	Maine	W	14-5	3/7/97	Virginia	W	8-2						
3/11/95	at Florida	W	7-0	3/13/96	Maine	W	17-5	3/8/97	Virginia	L	4-6						
3/12/95	at Florida	L	3-9	3/14/96	Maine	W	8-1	3/9/97	Virginia	W	20-2						
3/13/95	Virginia	W	12-7	3/15/96	Maryland	W	8-6	3/11/97	vs. St. Bonaventure	W	12-6						
3/14/95	Virginia	L	1-2	3/16/96	Maryland	W	16-2	3/12/97	vs. LIU-Brooklyn	W	13-5						
3/17/95	Michigan	W	4-3	3/17/96	Maryland	W	16-5	3/14/97	Wake Forest	W	15-8						
3/18/95	Michigan	W	14-4	3/20/96	at North Carolina	W	2-1 (7)	3/15/97	Wake Forest	W	11-3						
3/19/95	Michigan	W	11-2	3/20/96	at North Carolina	W	7-1 (7)	3/16/97	Wake Forest	W	10-0						
3/21/95	Mercer	W	17-1	3/21/96	at North Carolina	W	9-1	3/18/97	Florida Atlantic	W	11-3						
3/22/95	Mercer	W	22-7	3/22/96	at Wake Forest	W	11-7	3/19/97	Florida Atlantic	L	5-13						
3/24/95	at Duke	L	5-14	3/23/96	at Wake Forest	W	9-6	3/21/97	at Duke	W	7-3						
3/25/95	at Duke	W	9-5	3/24/96	at Wake Forest	W	12-3	3/22/97	at Duke	W	8-3						
3/26/95	at Duke	W	6-2	3/29/96	NC State	W	5-4	3/23/97	at Duke	L	3-4						
3/28/95	College of Charleston	W	11-1	3/31/96	NC State	W	5-4 (7)	3/28/97	at NC State	W	6-3						
3/29/95	College of Charleston	W	12-1	4/3/96	at Jacksonville	W	10-1	3/29/97	at NC State	L	9-10						
3/31/95	at NC State	W	6-0	4/5/96	Miami	W	13-2	3/30/97	at NC State	L	5-9						
4/1/95	at NC State	W	6-5	4/6/96	Miami	L	2-13	4/1/97	Mercer	W	11-1						
4/2/95	at NC State	W	12-3	4/7/96	Miami	W	15-1	4/2/97	Mercer	W	12-6						
4/5/95	Jacksonville	W	11-1	4/9/96	Jacksonville	W	8-6	4/4/97	Clemson	L	7-10						
4/7/95	Miami	W	9-1	4/10/96	at Jacksonville	W	4-1	4/5/97	Clemson	W	20-5						
4/8/95	Miami	L	5-6	4/12/96	at Miami	L	2-6	4/6/97	Clemson	W	11-10						
4/9/95	Miami	W	3-2 (11)	4/13/96	at Miami	L	8-9	4/9/97	Jacksonville	W	14-3						
4/14/95	at Miami	W	9-6 (14)	4/14/96	at Miami	L	4-7	4/11/97	Miami	L	5-9						
4/15/95	at Miami	W	10-1 (12)	4/17/96	Jacksonville	W	9-4	4/12/97	Miami	L	5-8						
4/16/95	at Miami	L	2-3	4/19/96	Duke	W	6-2	4/13/97	Miami	W	8-7						
4/19/95	at Jacksonville	W	6-3	4/20/96	Duke	W	14-4	4/15/97	at Jacksonville	W	12-6						
4/21/95	Clemson	W	5-2	4/21/96	Duke	W	9-7	4/18/97	at Georgia Tech	W	10-9						
4/22/95	Clemson	W	7-2	4/26/96	Georgia Tech	W	16-4	4/19/97	at Georgia Tech	W	11-6						
4/23/95	Clemson	W	9-8	4/27/96	Georgia Tech	W	6-3	4/20/97	at Georgia Tech	L	11-12						
4/29/95	at Maryland	W	9-1	4/28/96	Georgia Tech	L	1-4	4/26/97	at Maryland	W	16-3						
5/1/95	at Maryland	W	7-1 (10)	4/30/96	Florida Atlantic	W	9-8	4/27/97	at Maryland	W	27-2						
5/1/95	at Maryland	W	1-0	5/1/96	Florida Atlantic	W	13-5	4/28/97	at Maryland	W	13-3						
5/3/95	at Mercer	W	18-3	5/4/96	at Clemson	L	0-3	4/30/97	at Mercer	W	9-2						
5/5/95	at Georgia Tech	L	4-5	5/5/96	at Clemson	L	1-2	5/2/97	at Miami	L	1-9						
5/6/95	at Georgia Tech	L	9-11	5/6/96	at Clemson	L	0-2	5/3/97	at Miami	L	6-7						
5/7/95	at Georgia Tech	W	14-9	5/10/96	at Virginia	W	6-0	5/4/97	at Miami	W	7-3						
5/13/95	North Carolina	L	2-3	5/11/96	at Virginia	L	7-9	5/9/97	North Carolina	W	8-2						
5/14/95	North Carolina	W	13-1	5/12/96	at Virginia	W	6-3	5/10/97	North Carolina	W	8-5						
5/15/95	North Carolina	L	3-5	5/15/96	vs. Wake Forest <sup>5</sup>	W	8-4	5/11/97	North Carolina	W	11-6						
5/17/95	vs. Virginia <sup>5</sup>	W	6-0	5/16/96	vs. Virginia <sup>5</sup>	L	2-3	5/14/97	vs. Duke <sup>5</sup>	W	4-2						
5/18/95	vs. NC State <sup>5</sup>	W	12-6	5/17/96	vs. Duke <sup>5</sup>	W	7-3	5/15/97	vs. NC State <sup>5</sup>	W	5-3						
5/19/95	vs. Clemson <sup>5</sup>	L	0-11	5/18/96	vs. Clemson <sup>5</sup>	W	2-1	5/16/97	vs. Clemson <sup>5</sup>	W	8-4						
5/20/95	vs. North Carolina <sup>5</sup>	W	10-1	5/18/96	vs. Virginia <sup>5</sup>	W	8-2	5/17/97	vs. Duke <sup>5</sup>	W	12-2						
5/20/95	vs. Clemson <sup>5</sup>	W	12-2	5/19/96	vs. Virginia <sup>5</sup>	L	1-12	5/17/97	vs. Clemson <sup>5</sup>	W	10-0						
5/21/95	vs. Clemson <sup>5</sup>	W	8-2	5/23/96	vs. Northeastern Illinois <sup>1</sup>	W	16-0	5/22/97	Marist <sup>1</sup>	W	4-2						
5/25/95	Troy <sup>1</sup>	W	18-3	5/24/96	vs. UC Santa Barbara <sup>1</sup>	W	10-1	5/23/97	UCF <sup>1</sup>	W	16-2						
5/26/95	South Alabama <sup>1</sup>	W	7-2	5/25/96	at Stanford <sup>1</sup>	W	5-4	5/24/97	Auburn <sup>1</sup>	L	7-8						
5/27/95	Old Dominion <sup>1</sup>	W	7-2	5/26/96	vs. Cal State Northridge <sup>1</sup>	W	9-2	5/24/97	USF <sup>1</sup>	W	6-5						
5/28/95	Ole Miss <sup>1</sup>	W	13-1	6/1/96	vs. Florida <sup>3</sup>	L	2-5	5/25/97	Auburn <sup>1</sup>	W	9-7						
6/2/95	vs. Oklahoma <sup>3</sup>	W	3-2	6/3/96	vs. Wichita State <sup>3</sup>	W	8-4	5/25/97	Auburn <sup>1</sup>	L	2-5						
6/4/95	vs. Miami <sup>3</sup>	L	2-4	6/4/96	vs. Florida <sup>3</sup>	L	3-6										
6/6/95	vs. USC <sup>3</sup>	L	11-16														



# YEAR-BY-YEAR RESULTS

1998			53-20 (18-4 ACC)			1999			57-14 (22-2 ACC)			2000			53-19 (15-9 ACC)		
1/30/98	vs. Notre Dame	L	1-10	1/29/99	UNC-Asheville	W	9-2	1/29/00	Western Kentucky	W	8-1						
1/31/98	vs. Ohio State	W	6-4	1/30/99	UNC-Asheville	W	16-3	1/29/00	Western Kentucky	W	2-1						
2/1/98	vs. Tennessee	L	3-5	1/31/99	UNC-Asheville	W	11-3	1/30/00	Western Kentucky	W	6-1						
2/6/98	at Arizona State	W	3-2	2/5/99	Arizona State	W	4-1	2/4/00	at Arizona State	W	11-10						
2/7/98	at Arizona State	W	6-1	2/6/99	Arizona State	W	11-4	2/5/00	at Arizona State	L	9-15						
2/10/98	at Hawaii Pacific	W	2-0	2/7/99	Arizona State	W	7-5	2/6/00	at Arizona State	W	9-7						
2/10/98	at Hawaii Pacific	L	8-9	2/12/99	Troy	W	17-3	2/11/00	Stanford	W	11-4						
2/11/98	at Hawaii	W	7-2	2/13/99	Troy	W	21-1	2/12/00	Stanford	L	6-8						
2/12/98	at Hawaii	W	11-2	2/14/99	Troy	W	10-2	2/13/00	Stanford	W	13-1						
2/13/98	at Hawaii	L	6-9	2/16/99	Charleston Southern	W	12-2	2/19/00	at Florida	W	15-6						
2/14/98	at Hawaii	L	2-8	2/17/99	Charleston Southern	W	7-2	2/20/00	at Florida	W	17-8						
2/17/98	Charleston Southern	W	16-0	2/20/99	Florida	L	5-6	2/22/00	Appalachian State	W	8-2						
2/18/98	Charleston Southern	W	13-0	2/21/99	Florida	W	12-3	2/23/00	Appalachian State	W	8-1						
2/21/98	at Florida	L	1-3	2/27/99	at Florida	L	2-4	2/26/00	Florida	W	6-2						
2/24/98	The Citadel	W	9-4	2/28/99	at Florida	W	8-4	2/27/00	Florida	W	8-7						
2/25/98	The Citadel	W	15-5	3/2/99	USF	W	5-2	2/29/00	Charleston Southern	W	7-2						
2/28/98	Florida	W	9-7	3/5/99	vs. Wichita State	L	1-8	3/1/00	Charleston Southern	W	12-1						
3/1/98	Florida	L	5-10 (10)	3/6/99	at Minnesota	W	9-5	3/3/00	Pittsburgh	W	6-1						
3/3/98	UNC-Greensboro	W	13-1	3/7/99	vs. Washington State	W	8-5	3/4/00	Pittsburgh	W	12-0						
3/4/98	UNC-Greensboro	W	13-4	3/12/99	Virginia	W	10-3	3/5/00	Pittsburgh	W	14-4						
3/6/98	NC State	W	9-0	3/13/99	Virginia	W	2-1	3/7/00	vs. St. Joseph's	W	15-2						
3/9/98	at USF	W	8-4	3/14/99	Virginia	W	11-3	3/8/00	vs. Siena	W	9-2						
3/10/98	vs. LIU-Brooklyn	W	11-0	3/16/99	The Citadel	W	10-6	3/10/00	Duke	W	17-0						
3/11/98	vs. St. Joseph's	W	16-1	3/17/99	The Citadel	W	8-4	3/11/00	Duke	W	8-3						
3/13/98	at Wake Forest	W	12-11	3/19/99	at NC State	W	14-4	3/12/00	Duke	W	9-6						
3/14/98	at Wake Forest	W	10-4	3/20/99	at NC State	W	2-1	3/14/00	USF	W	18-7						
3/15/98	at Wake Forest	W	9-6	3/21/99	at NC State	W	13-1	3/17/00	at Wake Forest	L	1-7						
3/17/98	Morehead State	W	9-1	3/23/99	Akron	W	7-4	3/18/00	at Wake Forest	L	4-7						
3/20/98	Duke	W	6-5	3/24/99	Akron	W	12-2	3/19/00	at Wake Forest	W	12-4						
3/21/98	Duke	W	9-4	3/26/99	North Carolina	W	12-6	3/23/00	Maryland	W	11-0						
3/22/98	Duke	W	10-9	3/27/99	North Carolina	W	5-4	3/24/00	Maryland	W	11-0						
3/24/98	Florida Atlantic	W	15-3	3/28/99	North Carolina	W	9-4	3/25/00	Maryland	W	10-0						
3/25/98	Florida Atlantic	W	7-5	3/30/99	Mercer	W	14-1	3/28/00	Mercer	W	15-5						
3/26/98	Maryland	L	6-14	4/2/99	Wake Forest	W	7-4	4/1/00	at Virginia	W	9-6						
3/27/98	Maryland	W	14-2	4/3/99	Wake Forest	W	16-3	4/2/00	at Virginia	L	1-2						
3/28/98	Maryland	W	10-0	4/4/99	Wake Forest	W	4-3	4/2/00	at Virginia	W	10-4						
3/31/98	Mercer	W	13-3	4/7/99	Jacksonville	W	8-6	4/5/00	at Jacksonville	W	12-6						
4/1/98	Mercer	W	11-0	4/9/99	Clemson	W	8-0	4/7/00	Miami	W	14-13 (17)						
4/3/98	Miami	L	4-9	4/10/99	Clemson	L	4-8	4/8/00	Miami	W	12-2						
4/4/98	Miami	L	2-8	4/11/99	Clemson	W	5-3	4/9/00	Miami	W	5-4						
4/5/98	Miami	L	6-9	4/14/99	at Jacksonville	W	25-2	4/12/00	Jacksonville	W	7-5						
4/8/98	Jacksonville	W	4-3	4/16/99	Miami	W	8-2	4/14/00	at Miami	L	3-7						
4/10/98	at North Carolina	L	5-6	4/17/99	Miami	L	3-4	4/15/00	at Miami	L	3-7						
4/11/98	at North Carolina	W	20-4	4/18/99	Miami	L	7-8	4/16/00	at Miami	W	14-3						
4/12/98	at North Carolina	W	4-3	4/23/99	at Miami	L	7-8	4/21/00	Georgia Tech	W	6-0						
4/15/98	at Jacksonville	W	11-4	4/24/99	at Miami	L	4-9	4/22/00	Georgia Tech	L	0-5						
4/17/98	Georgia Tech	W	3-2	4/25/99	at Miami	L	8-9	4/23/00	Georgia Tech	W	7-5						
4/18/98	Georgia Tech	W	8-3	4/30/99	at Georgia Tech	L	2-3	4/28/00	NC State	L	4-5						
4/19/98	Georgia Tech	W	10-5	5/1/99	at Georgia Tech	W	18-4	4/29/00	NC State	W	8-2						
4/21/98	Louisiana	W	14-4	5/2/99	at Georgia Tech	W	4-2	4/30/00	NC State	W	6-5						
4/22/98	Louisiana	W	13-1	5/7/99	at Maryland	W	9-3	5/6/00	at Clemson	L	7-8						
4/24/98	at Clemson	L	1-2	5/8/99	at Maryland	W	13-4	5/7/00	at Clemson	L	4-5						
4/25/98	at Clemson	L	4-5	5/9/99	at Maryland	W	26-2	5/8/00	at Clemson	L	4-7						
4/26/98	at Clemson	W	7-2	5/15/99	at Duke	W	11-3	5/12/00	at North Carolina	W	6-2						
5/1/98	at Miami	L	1-7	5/15/99	at Duke	W	9-1	5/13/00	at North Carolina	L	5-6						
5/2/98	at Miami	W	11-5	5/16/99	at Duke	W	7-0	5/14/00	at North Carolina	W	4-2						
5/3/98	at Miami	W	5-4	5/19/99	vs. Maryland <sup>6</sup>	W	4-1	5/17/00	vs. NC State <sup>5</sup>	W	8-6						
5/6/98	St. Leo	L	8-11	5/20/99	vs. Georgia Tech <sup>5</sup>	W	7-3	5/18/00	vs. Clemson <sup>5</sup>	L	4-8						
5/9/98	at Virginia	W	5-4	5/21/99	vs. Wake Forest <sup>5</sup>	L	0-4	5/19/00	vs. North Carolina <sup>5</sup>	W	4-1						
5/9/98	at Virginia	W	11-2	5/22/99	vs. Clemson <sup>5</sup>	L	7-8	5/20/00	vs. Georgia Tech <sup>5</sup>	L	3-10						
5/10/98	at Virginia	W	9-6	5/23/99	The Citadel <sup>1</sup>	W	24-6	5/26/00	Bethune-Cookman <sup>1</sup>	W	6-3						
5/13/98	vs. Virginia <sup>5</sup>	W	4-1	5/29/99	Jacksonville <sup>1</sup>	W	9-2	5/27/00	UCF <sup>1</sup>	L	8-9						
5/14/98	vs. Wake Forest <sup>5</sup>	W	14-1	5/30/99	Providence <sup>1</sup>	W	14-3	5/27/00	Evansville <sup>1</sup>	W	11-2						
5/15/98	vs. North Carolina <sup>5</sup>	W	13-11	6/4/99	Auburn <sup>2</sup>	W	10-2	5/28/00	UCF <sup>1</sup>	W	6-1						
5/16/98	vs. NC State <sup>5</sup>	W	13-6	6/5/99	Auburn <sup>2</sup>	W	6-3	5/28/00	UCF <sup>1</sup>	W	8-1						
5/16/98	vs. Wake Forest <sup>5</sup>	L	1-2	6/12/99	vs. Texas A&M <sup>3</sup>	W	7-3	6/2/00	Miami <sup>2</sup>	W	9-2						
5/17/98	vs. Wake Forest <sup>5</sup>	L	3-6	6/14/99	vs. Stanford <sup>3</sup>	L	6-10	6/3/00	Miami <sup>2</sup>	L	5-7						
5/21/98	Liberty <sup>1</sup>	W	10-7	6/16/99	vs. Cal State Fullerton <sup>3</sup>	W	7-2	6/4/00	Miami <sup>2</sup>	W	6-1						
5/22/98	Delaware <sup>1</sup>	W	27-6	6/17/99	vs. Stanford <sup>3</sup>	W	8-6	6/10/00	vs. USC <sup>3</sup>	L	4-6						
5/23/98	Oklahoma <sup>1</sup>	W	23-2	6/18/99	vs. Stanford <sup>3</sup>	W	14-11 (13)	6/12/00	vs. Texas <sup>3</sup>	W	6-2						
5/24/98	Auburn <sup>1</sup>	W	16-10	6/19/99	vs. Miami <sup>3</sup>	L	5-6	6/14/00	vs. USC <sup>3</sup>	W	3-2						
5/29/98	vs. Arizona State <sup>3</sup>	L	10-11					6/15/00	vs. LSU <sup>3</sup>	L	3-6						
5/31/98	vs. Long Beach State <sup>3</sup>	L	4-7														

# YEAR-BY-YEAR RESULTS

2001				2002				2003			
47-19 (20-4 ACC)				60-14 (18-6 ACC)				54-13-1 (19-5 ACC)			
2/3/01	Western Kentucky	W	5-4	1/27/02	at Hawaii-Hilo	W	16-2	1/31/03	vs. VMI	W	12-4
2/4/01	Western Kentucky	W	8-4	1/27/02	at Hawaii-Hilo	W	5-1	2/1/03	vs. VMI	W	5-1
2/9/01	at Stanford	L	2-6	1/28/02	at Hawaii-Hilo	W	14-7	2/2/03	vs. VMI	W	10-3
2/10/01	at Stanford	L	2-5	1/30/02	at Hawaii	L	2-3	2/7/03	at Stanford	L	1-2
2/11/01	at Stanford	L	2-8	1/31/02	at Hawaii	W	8-5	2/8/03	at Stanford	W	4-3
2/17/01	Florida	W	19-6	2/1/02	at Hawaii	W	7-4	2/9/03	at Stanford	W	10-8
2/18/01	Florida	L	5-6	2/2/02	at Hawaii	W	12-1	2/14/03	Evansville	W	13-2
2/24/01	at Florida	L	2-3 (10)	2/8/02	Stanford	L	3-9	2/15/03	Evansville	W	14-3
2/25/01	at Florida	W	13-11	2/9/02	Stanford	L	11-15	2/16/03	Evansville	W	11-1
2/27/01	Appalachian State	W	10-4	2/10/02	Stanford	W	7-6	2/21/03	Appalachian State	W	16-6
2/28/01	Appalachian State	W	7-4	2/15/02	Arizona State	W	9-4	2/22/03	Appalachian State	W	9-1
3/2/01	Michigan State	W	7-4	2/16/02	Arizona State	W	5-3	2/23/03	Appalachian State	W	17-0
3/3/01	Michigan State	W	10-5	2/17/02	Arizona State	W	6-4	2/28/03	Charleston Southern	W	9-0
3/4/01	Michigan State	W	9-5	2/22/02	Siena	W	10-2	3/2/03	Charleston Southern	W	2-1
3/6/01	St. Joseph's	W	16-4	2/23/02	Jacksonville	W	1-0	3/2/03	Charleston Southern	W	10-7
3/7/01	St. Joseph's	W	6-0	2/24/02	at Jacksonville	L	4-13	3/4/03	Siena	W	13-8
3/10/01	Virginia	W	9-2	2/26/02	Western Carolina	W	13-3	3/5/03	Siena	W	14-5
3/10/01	Virginia	W	16-1	2/27/02	Western Carolina	W	3-0	3/6/03	Siena	W	6-1
3/11/01	Virginia	W	2-1	2/28/02	Siena	W	5-4 (10)	3/7/03	Florida	W	5-4
3/13/01	Northern Iowa	W	4-3	3/1/02	at Florida	W	5-4	3/8/03	Florida	W	9-7
3/14/01	Liberty	W	1-0	3/3/02	Florida	W	9-4	3/9/03	at Florida	L	8-9
3/16/01	at NC State	W	8-7	3/8/02	Pittsburgh	W	7-2	3/11/03	St. Joseph's	W	11-5
3/17/01	at NC State	L	2-4	3/9/02	Pittsburgh	W	11-2	3/12/03	St. Joseph's	W	14-0
3/18/01	at NC State	W	12-3	3/10/02	Pittsburgh	W	15-3	3/14/03	Virginia	W	9-1
3/20/01	Akron	W	8-2	3/13/02	Appalachian State	W	4-2	3/15/03	Virginia	W	4-0
3/21/01	Akron	W	14-2	3/13/02	Appalachian State	W	11-7	3/16/03	Virginia	W	5-4 (12)
3/23/01	North Carolina	W	3-0	3/15/02	at Virginia	L	10-11	3/22/03	at NC State	L	2-4
3/24/01	North Carolina	W	12-6	3/16/02	at Virginia	W	8-3	3/22/03	at NC State	L	2-5
3/25/01	North Carolina	W	8-7	3/16/02	at Virginia	W	14-4	3/23/03	at NC State	W	3-1
3/27/01	The Citadel	W	3-0	3/19/02	The Citadel	W	4-0	3/26/03	The Citadel	W	10-2
3/28/01	The Citadel	L	2-5	3/20/02	The Citadel	W	11-3	3/28/03	North Carolina	W	8-4
3/30/01	Wake Forest	W	12-3	3/22/02	at North Carolina	L	7-11	3/29/03	North Carolina	L	4-8
3/31/01	Wake Forest	W	6-5	3/23/02	at North Carolina	L	1-7	3/30/03	North Carolina	W	2-1
4/1/01	Wake Forest	W	6-5	3/24/02	at North Carolina	L	1-9	4/4/03	Wake Forest	W	7-5
4/3/01	Mercer	W	15-1	3/26/02	Mercer	W	11-2	4/5/03	Wake Forest	W	7-2
4/6/01	Clemson	W	7-4	3/29/02	at Wake Forest	L	3-5	4/6/03	Wake Forest	W	10-7
4/7/01	Clemson	W	7-6	3/30/02	at Wake Forest	W	18-10	4/11/03	Clemson	L	4-8
4/8/01	Clemson	W	6-1	3/31/02	at Wake Forest	L	5-7	4/12/03	Clemson	W	7-2
4/11/01	Jacksonville	W	9-4	4/5/02	Miami	W	13-3	4/13/03	Clemson	W	8-1
4/13/01	at Miami	W	10-9	4/6/02	Miami	L	2-5	4/16/03	Jacksonville	W	5-4
4/14/01	at Miami	L	4-5	4/7/02	Miami	W	9-7 (13)	4/18/03	at Miami	W	4-2
4/15/01	at Miami	L	1-7	4/10/02	Jacksonville	W	7-1	4/19/03	at Miami	W	6-4
4/18/01	at Jacksonville	W	8-1	4/12/02	at Miami	W	6-4	4/20/03	at Miami	T	7-7
4/20/01	Miami	L	5-7	4/13/02	at Miami	W	9-3	4/25/03	Miami	W	1-0
4/21/01	Miami	L	6-9	4/14/02	at Miami	W	17-11	4/26/03	Miami	L	3-14
4/22/01	Miami	L	4-7	4/16/02	South Alabama	L	5-6 (10)	4/27/03	Miami	W	12-0
4/27/01	at Georgia Tech	L	8-9	4/17/02	at Jacksonville	W	13-4	5/2/03	at Georgia Tech	W	7-1
4/28/01	at Georgia Tech	W	6-2	4/19/02	Georgia Tech	W	4-3	5/3/03	at Georgia Tech	L	4-5 (10)
4/29/01	at Georgia Tech	L	2-12	4/20/02	Georgia Tech	W	14-9	5/4/03	at Georgia Tech	W	12-7
5/4/01	at Maryland	W	8-1	4/21/02	Georgia Tech	W	13-1	5/6/03	at Jacksonville	W	11-3
5/5/01	at Maryland	W	11-5	4/26/02	NC State	W	9-3	5/9/03	at Maryland	W	15-4
5/6/01	at Maryland	W	13-1	4/27/02	NC State	W	10-4	5/10/03	at Maryland	W	14-6
5/11/01	at Duke	W	12-3	4/28/02	NC State	W	12-11	5/11/03	at Maryland	W	17-7
5/12/01	at Duke	W	12-4	5/3/02	Florida A&M	W	17-7	5/16/03	at Duke	W	11-6
5/13/01	at Duke	L	7-8	5/5/02	Duke	W	18-4	5/16/03	at Duke	W	12-7
5/16/01	vs. NC State <sup>5</sup>	W	11-5	5/6/02	Duke	W	18-5	5/17/03	at Duke	W	15-8
5/17/01	vs. Georgia Tech <sup>5</sup>	L	5-6	5/7/02	Duke	W	13-3	5/22/03	vs. Duke <sup>5</sup>	W	13-0
5/18/01	vs. Clemson <sup>5</sup>	W	5-4	5/10/02	Maryland	W	4-0	5/23/03	vs. North Carolina <sup>5</sup>	L	2-3
5/19/01	vs. Wake Forest <sup>5</sup>	W	15-2	5/11/02	Maryland	W	10-8	5/24/03	vs. Virginia <sup>5</sup>	W	2-0
5/19/01	vs. NC State <sup>5</sup>	L	4-8	5/12/02	Maryland	W	6-5	5/24/03	vs. NC State <sup>5</sup>	W	17-6
5/25/01	Bethune-Cookman <sup>1</sup>	W	8-1	5/17/02	at Clemson	W	9-3	5/25/03	vs. Georgia Tech <sup>5</sup>	L	7-10
5/26/01	Auburn <sup>1</sup>	W	10-6	5/18/02	at Clemson	W	12-3	5/30/03	Jacksonville <sup>1</sup>	W	6-0
5/27/01	Auburn <sup>1</sup>	W	9-6	5/19/02	at Clemson	W	9-3	5/31/03	South Alabama <sup>1</sup>	L	6-8
6/2/01	at Georgia <sup>2</sup>	L	7-8	5/22/02	vs. Duke <sup>5</sup>	W	10-7	5/31/03	Rutgers <sup>1</sup>	W	17-7
6/3/01	at Georgia <sup>2</sup>	W	11-6	5/23/02	vs. Clemson <sup>5</sup>	W	9-4	6/1/03	South Alabama <sup>1</sup>	W	13-5
6/4/01	at Georgia <sup>2</sup>	L	3-8	5/24/02	vs. Wake Forest <sup>5</sup>	W	5-2	6/1/03	South Alabama <sup>1</sup>	W	12-2
				5/25/02	vs. Georgia Tech <sup>5</sup>	W	7-4	6/8/03	Texas <sup>2</sup>	L	3-8
				5/25/02	vs. Clemson <sup>5</sup>	W	4-1	6/9/03	Texas <sup>2</sup>	L	5-6
				5/31/02	Stetson <sup>1</sup>	W	11-8				
				6/1/02	UCF <sup>1</sup>	W	7-3				
				6/2/02	USF <sup>1</sup>	W	13-6				
				6/7/02	Notre Dame <sup>2</sup>	L	4-10				
				6/9/02	Notre Dame <sup>2</sup>	W	12-5				
				6/10/02	Notre Dame <sup>2</sup>	L	1-3				



# YEAR-BY-YEAR RESULTS

2004			45-23 (16-8 ACC)			2005			53-20 (19-11 ACC)			2006			44-21 (16-13 ACC)		
1/31/04	VMI	W	8-7	1/28/05	Charleston Southern	W	2-1	2/3/06	Charleston Southern	W	6-3						
2/2/04	VMI	W	8-1	1/29/05	Charleston Southern	W	9-2	2/4/06	Charleston Southern	W	12-2						
2/6/04	at Arizona State	L	1-2	1/30/05	Charleston Southern	W	11-4	2/5/06	Charleston Southern	W	15-8						
2/7/04	at Arizona State	L	9-10	2/4/05	VMI	W	8-2	2/10/06	at Auburn	L	2-5						
2/8/04	at Arizona State	L	6-12	2/5/05	VMI	W	6-5	2/11/06	at Auburn	W	8-3						
2/15/04	at Jacksonville	W	14-9	2/6/05	VMI	W	15-0	2/17/06	UNC-Asheville	W	10-0						
2/16/04	Jacksonville	W	8-3	2/11/05	Auburn	W	7-3	2/18/06	UNC-Asheville	W	9-1						
2/20/04	Oral Roberts	W	8-3	2/12/05	Auburn	W	6-5	2/19/06	UNC-Asheville	W	8-2						
2/21/04	Oral Roberts	W	6-4	2/13/05	Auburn	L	2-9	2/24/06	Minnesota	W	5-0						
2/22/04	Oral Roberts	W	4-3	2/18/05	St. Joseph's	W	12-1	2/25/06	Minnesota	W	12-4						
2/27/04	UNC-Asheville	L	1-2	2/19/05	St. Joseph's	W	11-1	2/26/06	Minnesota	W	8-6						
2/28/04	UNC-Asheville	W	8-0	2/20/05	St. Joseph's	W	10-7	2/28/06	at Florida	W	6-4						
2/29/04	UNC-Asheville	W	4-1	2/22/05	at Stetson	W	5-4	3/3/06	Brown	W	12-0						
3/5/04	vs. Nebraska	W	5-3	2/23/05	at Stetson	W	7-6	3/4/06	Brown	W	21-5						
3/6/04	vs. West Virginia	W	11-5	2/25/05	Appalachian State	W	11-2	3/5/06	Brown	W	15-7						
3/7/04	at Minnesota	L	1-6	2/26/05	Appalachian State	W	4-1	3/7/06	Mercer	W	8-4						
3/9/04	Illinois State	W	6-3	3/4/05	at Hawaii-Hilo	W	7-2	3/10/06	Maryland	W	9-7						
3/10/04	Butler	W	11-2	3/5/05	vs. Hawaii-Hilo	W	6-4 (12)	3/11/06	Maryland	W	6-2						
3/12/04	Michigan State	W	5-4	3/6/05	vs. Hawaii-Hilo	W	5-2 (7)	3/12/06	Maryland	W	4-3						
3/13/04	Michigan State	W	11-1	3/6/05	vs. Hawaii-Hilo	W	9-1 (7)	3/14/06	Winthrop	W	10-0						
3/14/04	Michigan State	W	4-0	3/7/05	at Hawaii-Hilo	W	11-5 (8)	3/17/06	at Virginia Tech	W	11-2						
3/17/04	Jacksonville	W	19-3	3/9/05	at Hawaii Pacific	W	9-1	3/18/06	at Virginia Tech	L	7-9						
3/19/04	Maryland	W	16-6	3/10/05	at Hawaii	L	0-15	3/19/06	at Virginia Tech	W	9-4						
3/20/04	Maryland	W	10-1	3/11/05	at Hawaii	L	6-7	3/22/06	at Jacksonville	W	4-1						
3/21/04	Maryland	W	13-6	3/12/05	at Hawaii	L	6-9	3/24/06	Duke	W	7-2						
3/26/04	at North Carolina	L	4-10	3/18/05	Virginia Tech	W	3-1	3/25/06	Duke	W	12-4						
3/27/04	at North Carolina	W	10-6	3/19/05	Virginia Tech	W	12-2	3/26/06	Duke	W	15-5						
3/28/04	at North Carolina	L	6-12	3/20/05	Virginia Tech	W	8-1	3/28/06	North Florida	W	14-8						
3/31/04	at Florida	L	6-7 (11)	3/23/05	at Jacksonville	W	9-0	3/31/06	at North Carolina	L	0-4						
4/2/04	NC State	L	0-11	3/25/05	at Duke	W	5-3	4/1/06	at North Carolina	L	3-4						
4/3/04	NC State	W	7-6	3/26/05	at Duke	L	7-8	4/2/06	at North Carolina	W	6-5						
4/4/04	NC State	W	10-3	3/30/05	Florida	L	2-9	4/4/06	Jacksonville	W	4-2						
4/7/04	at Jacksonville	W	15-4	4/2/05	Clemson	W	3-1	4/7/06	at Boston College	W	7-1						
4/9/04	Miami	W	6-5	4/3/05	Clemson	W	5-4	4/8/06	at Boston College	W	4-2						
4/10/04	Miami	L	11-17	4/3/05	Clemson	L	3-7	4/9/06	at Boston College	W	7-5						
4/11/04	Miami	L	0-4	4/6/05	Jacksonville	W	11-4	4/12/06	at Jacksonville	W	10-1						
4/16/04	at Miami	L	0-10	4/8/05	Wake Forest	W	7-5	4/14/06	Miami	L	3-7						
4/17/04	at Miami	L	3-7	4/9/05	Wake Forest	W	4-3	4/15/06	Miami	W	16-1						
4/18/04	at Miami	W	10-3	4/10/05	Wake Forest	L	10-13 (12)	4/16/06	Miami	L	5-7						
4/21/04	Florida	W	16-4	4/12/05	at Jacksonville	W	11-4	4/19/06	Florida	L	3-8						
4/23/04	Georgia Tech	L	4-11	4/15/05	at Georgia Tech	L	4-6	4/21/06	Georgia Tech	L	8-15						
4/24/04	Georgia Tech	L	2-12	4/16/05	at Georgia Tech	L	8-9	4/23/06	Georgia Tech	L	4-10						
4/25/04	Georgia Tech	L	6-7	4/17/05	at Georgia Tech	L	4-9	4/23/06	Georgia Tech	L	7-8						
5/1/04	at Clemson	W	11-6	4/19/05	Florida	W	4-2	4/28/06	Savannah State	W	11-0						
5/2/04	at Clemson	W	10-1	4/22/05	at Miami	L	3-5	4/29/06	Savannah State	W	9-2						
5/3/04	at Clemson	L	9-18	4/23/05	at Miami	L	2-5	4/30/06	Savannah State	L	2-10						
5/7/04	at Virginia	W	8-0	4/24/05	at Miami	W	13-1	5/3/06	Jacksonville	W	9-2						
5/8/04	at Virginia	L	2-15	4/29/05	Virginia	W	8-1	5/5/06	at Wake Forest	L	2-4						
5/9/04	at Virginia	W	4-1	5/1/05	Virginia	L	2-6	5/6/06	at Wake Forest	W	4-3 (20)						
5/12/04	at Florida	L	2-3	5/1/05	Virginia	W	7-2	5/12/06	at Clemson	L	1-9						
5/14/04	Duke	W	14-1	5/3/05	at Florida	W	9-4	5/13/06	at Clemson	L	3-4 (10)						
5/15/04	Duke	W	10-7	5/6/05	at Maryland	W	7-2	5/14/06	at Clemson	L	2-11						
5/16/04	Duke	W	6-3	5/7/05	at Maryland	W	8-1	5/16/06	South Alabama	L	2-7 (11)						
5/20/04	at Wake Forest	W	11-10	5/8/05	at Maryland	W	4-2	5/18/06	NC State	W	11-10 (10)						
5/21/04	at Wake Forest	W	27-3	5/10/05	Stetson	W	9-5	5/19/06	NC State	W	7-1						
5/22/04	at Wake Forest	W	10-6	5/11/05	Stetson	W	8-4	5/20/06	NC State	L	7-15						
5/26/04	vs. NC State	W	6-5	5/13/05	North Carolina	W	9-4	5/24/06	vs. Virginia <sup>5</sup>	L	2-6						
5/27/04	vs. Duke <sup>5</sup>	W	6-3	5/14/05	North Carolina	W	6-5	5/25/06	vs. North Carolina <sup>5</sup>	W	7-6						
5/28/04	vs. Georgia Tech <sup>5</sup>	L	4-13	5/15/05	North Carolina	W	7-6	5/26/06	vs. Virginia <sup>5</sup>	W	11-0 (7)						
5/29/04	vs. North Carolina <sup>5</sup>	W	8-7	5/17/05	Jacksonville	W	12-5	5/27/06	vs. NC State <sup>5</sup>	W	7-3						
5/29/04	vs. Georgia Tech <sup>5</sup>	W	8-7	5/19/05	at NC State	W	8-2	5/27/06	vs. NC State <sup>5</sup>	L	7-8						
5/30/04	vs. Georgia Tech <sup>5</sup>	W	17-5	5/20/05	at NC State	L	4-7	6/3/06	vs. Jacksonville <sup>1</sup>	W	18-0						
6/4/04	Bethune-Cookman <sup>1</sup>	W	10-3	5/21/05	at NC State	L	3-8	6/3/06	at Georgia <sup>1</sup>	W	6-4						
6/5/04	UCF <sup>1</sup>	W	3-2	5/25/05	vs. North Carolina <sup>5</sup>	W	3-2	6/4/06	at Georgia <sup>1</sup>	L	1-7						
6/6/04	UCF <sup>1</sup>	L	5-7	5/26/05	vs. Georgia Tech <sup>5</sup>	L	4-5	6/5/06	at Georgia <sup>1</sup>	L	2-3						
6/6/04	UCF <sup>1</sup>	W	19-3	5/27/05	vs. Wake Forest <sup>5</sup>	W	7-3										
6/11/04	at Arkansas <sup>2</sup>	L	5-7	5/28/05	vs. Georgia Tech <sup>5</sup>	L	2-18 (7)										
6/12/04	at Arkansas <sup>2</sup>	L	2-4	6/3/05	Army <sup>1</sup>	W	3-2										
				6/4/05	Auburn <sup>1</sup>	W	4-3										
				6/5/05	Auburn <sup>1</sup>	W	10-4										
				6/10/05	at Florida <sup>2</sup>	L	1-8										
				6/11/05	at Florida <sup>2</sup>	L	5-8										



2007			2008			2009					
45-13 (21-6 ACC)			54-14 (24-6 ACC)			45-18 (19-9 ACC)					
2/2/07	Tennessee	W	9-2	2/23/08	Duquesne	W	14-3 (7)	2/20/09	Hofstra	W	9-3
2/3/07	Tennessee	W	4-0	2/23/08	Duquesne	W	15-3 (7)	2/21/09	Hofstra	W	21-7 (7)
2/4/07	Tennessee	W	19-7	2/24/08	Duquesne	W	15-3 (8)	2/21/09	Hofstra	W	3-2
2/9/07	UNC-Asheville	W	17-8	2/28/08	at Auburn	W	7-5	2/22/09	Hofstra	W	10-4
2/10/07	UNC-Asheville	W	12-6	2/29/08	at Auburn	W	6-5	2/26/09	Auburn	W	8-7
2/11/07	UNC-Asheville	W	15-1	3/1/08	Auburn	W	4-3	2/27/09	Auburn	W	14-5
2/16/07	Hofstra	W	10-1	3/2/08	Auburn	W	10-1	2/28/09	at Auburn	L	9-10
2/17/07	Hofstra	W	16-1	3/4/08	UNC-Asheville	W	11-4	3/3/09	at Jacksonville	L	4-9
2/18/07	Hofstra	W	11-3	3/5/08	UNC-Asheville	W	10-5	3/4/09	North Florida	L	4-5
2/20/07	at Florida	W	14-6	3/8/08	Maryland	W	5-4	3/6/09	Boston College	W	4-1
2/23/07	Appalachian State	W	6-3	3/8/08	Maryland	W	16-0	3/7/09	Boston College	L	6-14
2/24/07	Appalachian State	W	10-2	3/9/08	Maryland	W	9-8	3/8/09	Boston College	L	5-12
2/25/07	Appalachian State	W	12-8	3/12/08	Georgia	L	10-13	3/10/09	High Point	W	18-4
2/27/07	North Florida	W	16-3	3/12/08	Georgia	W	8-3	3/11/09	High Point	W	4-3
3/2/07	Siena	W	14-4	3/14/08	Georgia Tech	W	8-7	3/13/09	at Virginia	L	2-15
3/3/07	Siena	W	8-3	3/15/08	Georgia Tech	W	11-2	3/17/09	at Florida	L	4-5
3/4/07	Siena	W	22-3	3/16/08	Georgia Tech	W	17-8	3/20/09	Clemson	W	5-2
3/9/07	Indiana	W	6-0	3/18/08	at Florida	L	1-6	3/21/09	Clemson	L	7-8 (11)
3/10/07	Indiana	W	8-2	3/21/08	at Virginia Tech	W	9-4	3/22/09	Clemson	W	7-4
3/11/07	Indiana	W	9-0	3/22/08	at Virginia Tech	W	12-11	3/24/09	Florida Gulf Coast	W	11-3
3/16/07	Wake Forest	W	7-6 (11)	3/23/08	at Virginia Tech	W	18-12	3/25/09	Florida Gulf Coast	W	11-9
3/17/07	Wake Forest	W	4-3	3/25/08	Stetson	W	11-2	3/27/09	at Maryland	W	6-2
3/18/07	Wake Forest	W	11-1	3/26/08	Stetson	W	19-3	3/28/09	at Maryland	W	10-2
3/21/07	at Jacksonville	L	3-5	3/28/08	at Wake Forest	W	21-2	3/29/09	at Maryland	W	21-5
3/23/07	Boston College	W	5-1	3/29/08	at Wake Forest	L	2-4	3/31/09	vs. Florida	W	3-2 (5)
3/24/07	Boston College	W	10-3	3/30/08	at Wake Forest	W	3-2 (11)	4/3/09	at Miami	W	14-4
3/25/07	Boston College	W	7-0	4/1/08	vs. Florida	W	10-2	4/4/09	at Miami	L	4-6
3/27/07	North Florida	W	6-0	4/2/08	at Jacksonville	W	7-5	4/5/09	at Miami	L	8-14
3/30/07	at Duke	W	15-3	4/4/08	Virginia	W	10-3	4/8/09	at North Florida	W	14-6
3/31/07	at Duke	L	5-8	4/6/08	Virginia	W	3-2 (10)	4/10/09	North Carolina	W	3-2
4/1/07	at Duke	W	8-5	4/6/08	Virginia	W	3-2 (10)	4/11/09	North Carolina	L	7-12
4/3/07	vs. Florida	L	7-16	4/11/08	at Boston College	W	8-6	4/12/09	North Carolina	W	9-8
4/6/07	at NC State	W	10-4	4/11/08	at Boston College	W	4-3	4/14/09	Florida	L	2-10
4/7/07	at NC State	L	6-8	4/12/08	at Boston College	W	17-2	4/15/09	North Florida	W	8-7
4/8/07	at NC State	W	6-5	4/15/08	Florida	W	4-2	4/17/09	at NC State	W	9-3
4/10/07	Jacksonville	W	7-2	4/16/08	North Florida	W	10-2	4/18/09	at NC State	W	4-2
4/13/07	Virginia Tech	W	14-1	4/18/08	Miami	L	4-11	4/19/09	at NC State	W	13-2
4/14/07	Virginia Tech	W	4-3	4/19/08	Miami	W	9-5	4/21/09	UNC-Asheville	W	9-2
4/15/07	Virginia Tech	W	8-5	4/20/08	Miami	L	10-11 (7)	4/22/09	UNC-Asheville	W	11-10 (11)
4/18/07	Florida	L	4-5	4/25/08	at North Carolina	L	4-11	4/24/09	Wake Forest	W	15-6
4/20/07	North Carolina	W	4-2	4/26/08	at North Carolina	W	13-5	4/25/09	Wake Forest	W	6-4
4/21/07	North Carolina	W	5-4	4/27/08	at North Carolina	L	1-2 (10)	4/26/09	Wake Forest	W	14-10
4/22/07	North Carolina	L	6-10	4/29/08	at Stetson	W	13-3	5/1/09	Virginia Tech	W	10-2
4/27/07	at Miami	W	7-6	4/30/08	at Stetson	W	6-3	5/2/09	Virginia Tech	W	10-4
4/28/07	at Miami	W	13-8	5/3/08	at Clemson	W	9-8 (10)	5/3/09	Virginia Tech	W	9-4
4/29/07	at Miami	L	1-7	5/4/08	at Clemson	W	13-4	5/5/09	Jacksonville	W	5-2
5/4/07	at Maryland	W	9-3	5/5/08	at Clemson	W	4-2	5/6/09	Florida International	W	15-5
5/5/07	at Maryland	W	20-5	5/7/08	Jacksonville	L	6-7	5/8/09	at Georgia Tech	L	3-12
5/6/07	at Maryland	W	3-2	5/9/08	Savannah State	W	23-4 (7)	5/9/09	at Georgia Tech	W	8-6
5/11/07	Clemson	W	11-1	5/10/08	Savannah State	W	19-2 (7)	5/10/09	at Georgia Tech	L	5-6
5/12/07	Clemson	L	6-7	5/11/08	Savannah State	W	24-4 (7)	5/14/09	Grambling State	W	9-1 (6)
5/13/07	Clemson	L	6-11	5/12/08	Savannah State	W	10-0 (7)	5/15/09	Grambling State	W	14-6 (7)
5/17/07	at Georgia Tech	W	17-2	5/15/08	NC State	L	2-12	5/15/09	Grambling State	W	9-7
5/18/07	at Georgia Tech	W	10-2	5/16/08	NC State	W	1-0	5/16/09	Grambling State	W	10-2
5/19/07	at Georgia Tech	W	17-11	5/17/08	NC State	W	8-1	5/20/09	vs. Boston College <sup>5</sup>	W	7-2
5/23/07	vs. Wake Forest <sup>5</sup>	W	11-2	5/21/08	vs. Wake Forest <sup>5</sup>	W	8-3	5/21/09	vs. Miami <sup>5</sup>	W	4-2
5/25/07	vs. Miami <sup>5</sup>	L	3-9	5/23/08	vs. Virginia <sup>5</sup>	L	3-5	5/23/09	vs. Georgia Tech <sup>5</sup>	L	2-9
5/26/07	vs. Clemson <sup>5</sup>	L	1-5	5/24/08	vs. North Carolina <sup>5</sup>	W	9-6	5/24/09	vs. Virginia <sup>3</sup>	L	3-6
6/1/07	Bethune-Cookman <sup>1</sup>	W	6-2	5/30/08	Bucknell <sup>1</sup>	L	0-7	5/29/09	Marist <sup>1</sup>	W	16-4
6/2/07	Mississippi State <sup>1</sup>	L	0-3	5/31/08	Florida <sup>1</sup>	W	17-11	5/30/09	Georgia <sup>1</sup>	W	8-2
6/3/07	Stetson <sup>1</sup>	W	17-1	6/1/08	Bucknell <sup>1</sup>	W	24-9	5/31/09	Ohio State <sup>1</sup>	W	37-6
6/3/07	Mississippi State <sup>1</sup>	L	4-9	6/1/08	Tulane <sup>1</sup>	W	17-8	6/5/09	Arkansas <sup>2</sup>	L	2-7
				6/2/08	Tulane <sup>1</sup>	W	16-7	6/6/09	Arkansas <sup>2</sup>	L	8-9
				6/6/08	Wichita State <sup>2</sup>	L	7-10				
				6/7/08	Wichita State <sup>2</sup>	W	14-4				
				6/8/08	Wichita State <sup>2</sup>	W	11-4				
				6/14/08	vs. Stanford <sup>3</sup>	L	5-16				
				6/16/08	vs. Miami <sup>3</sup>	L	5-7				

# FSU YEAR-BY-YEAR RESULTS

2010	48-20 (18-12 ACC)		2011	46-19 (19-11 ACC)		2012	50-17 (24-6 ACC)				
2/19/10	Georgia State	W	11-3	2/18/11	VMI	W	12-0	2/17/12	Hofstra	W	9-2
2/20/10	Georgia State	W	14-7	2/19/11	VMI	W	9-2	2/18/12	Hofstra	W	10-8
2/21/10	Georgia State	W	12-2	2/20/11	VMI	W	15-0	2/19/12	Hofstra	W	13-6
2/27/10	Hofstra	W	13-1	2/22/11	Jacksonville	W	5-3	2/21/12	Jacksonville	W	16-9
2/27/10	Hofstra	W	13-0 (7)	2/25/11	Hofstra	W	14-3	2/24/12	Florida International	L	5-8
2/28/10	Hofstra	W	14-4	2/26/11	Hofstra	W	16-3	2/25/12	Florida International	W	3-1
3/2/10	vs. Florida	W	10-5	2/27/11	Hofstra	W	7-0	2/26/12	Florida International	W	2-1
3/5/10	Georgia	W	12-1	3/1/11	vs. Florida	W	5-3	3/2/12	Maine	W	6-0
3/6/10	Georgia	W	9-2	3/4/11	at Georgia	W	6-5	3/4/12	Maine	W	18-2 (7)
3/7/10	Georgia	W	17-5	3/5/11	at Georgia	L	1-2	3/4/12	Maine	W	10-0
3/8/10	at Jacksonville	W	2-0	3/6/11	at Georgia	W	7-5	3/6/12	at UCF	W	7-6
3/10/10	North Florida	W	6-2	3/8/11	Maine	W	10-2	3/7/12	at UCF	W	1-0
3/12/10	Virginia	L	0-5	3/9/11	Maine	W	9-3	3/9/12	at Duke	W	5-3
3/13/10	Virginia	L	8-9	3/11/11	Boston College	W	3-1	3/10/12	at Duke	W	5-0
3/14/10	Virginia	W	9-8	3/12/11	Boston College	W	15-6	3/11/12	at Duke	W	10-2
3/16/10	at Florida	L	5-8	3/12/11	Boston College	W	4-3	3/13/12	at Florida	L	2-9
3/19/10	at North Carolina	W	4-3	3/13/11	Boston College	W	4-3	3/17/12	Virginia	W	12-3
3/20/10	at North Carolina	L	4-10	3/15/11	at Florida	L	4-5 (10)	3/18/12	Virginia	W	4-3
3/21/10	at North Carolina	W	5-3	3/18/11	at Virginia	L	3-4 (11)	3/19/12	Virginia	W	7-5
3/24/10	Stetson	W	14-7	3/19/11	at Virginia	L	4-5 (11)	3/20/12	Stetson	W	17-8
3/26/10	Maryland	W	4-1	3/20/11	at Virginia	W	12-11 (10)	3/21/12	Stetson	W	9-1
3/27/10	Maryland	W	12-5	3/23/11	Stetson	L	4-6 (11)	3/23/12	at Wake Forest	W	5-4 (11)
3/28/10	Maryland	W	9-5	3/25/11	Wake Forest	W	12-4	3/24/12	at Wake Forest	W	3-2
3/30/10	vs. Florida	W	7-2	3/26/11	Wake Forest	L	0-8	3/25/12	at Wake Forest	L	5-7
4/2/10	Virginia Tech	L	5-10	3/27/11	Wake Forest	W	11-2	3/27/12	vs. Florida	L	1-4
4/3/10	Virginia Tech	L	7-8	3/29/11	vs. Florida	W	5-2	3/30/12	Virginia Tech	W	5-2
4/4/10	Virginia Tech	W	9-6	4/1/11	at Maryland	W	6-0	3/31/12	Virginia Tech	W	2-1
4/6/10	at North Florida	L	1-3	4/2/11	at Maryland	L	0-5	4/1/12	Virginia Tech	W	11-4
4/7/10	North Florida	W	9-2	4/3/11	at Maryland	W	12-3	4/4/12	Florida Gulf Coast	L	1-5
4/9/10	at Wake Forest	W	10-1	4/6/11	Valdosta State	W	10-2	4/6/12	at Georgia Tech	W	2-1 (10)
4/10/10	at Wake Forest	W	5-4	4/8/11	North Carolina	W	5-3	4/7/12	at Georgia Tech	W	12-7
4/11/10	at Wake Forest	W	17-16	4/9/11	North Carolina	L	5-8	4/8/12	at Georgia Tech	W	8-4
4/13/10	Florida	W	3-2	4/10/11	North Carolina	L	6-7	4/10/12	Florida	L	3-6
4/14/10	Jacksonville	L	8-10	4/12/11	Florida	W	3-1	4/13/12	at Boston College	W	6-5
4/16/10	at Duke	W	16-3	4/15/11	at Virginia Tech	L	1-2	4/14/12	at Boston College	W	6-3
4/17/10	at Duke	L	6-10	4/16/11	at Virginia Tech	W	15-11	4/15/12	at Boston College	L	6-17
4/18/10	at Duke	W	8-3	4/17/11	at Virginia Tech	W	18-12	4/18/12	North Georgia College	W	6-0
4/21/10	Charleston Southern	W	12-4	4/19/11	Florida Gulf Coast	W	13-2	4/20/12	Miami	W	11-2
4/23/10	Miami	L	5-6	4/20/11	Florida Gulf Coast	W	6-4	4/21/12	Miami	W	6-1
4/24/10	Miami	W	8-7	4/22/11	Duke	W	2-1	4/22/12	Miami	W	8-7 (10)
4/25/10	Miami	W	7-6	4/23/11	Duke	W	10-3	4/27/12	Rhode Island	W	17-6
5/1/10	Le Moyne	L	1-3	4/24/11	Duke	W	13-9	4/28/12	Rhode Island	W	2-0
5/1/10	Le Moyne	W	8-5	4/29/11	at Miami	W	6-5	4/29/12	Rhode Island	W	6-5
5/2/10	Le Moyne	W	17-1	4/30/11	at Miami	W	2-0	5/2/12	at Jacksonville	W	3-0
5/4/10	Jacksonville	W	11-10 (13)	5/1/11	at Miami	L	1-5	5/5/12	Maryland	W	10-3
5/7/10	at Boston College	L	7-10	5/3/11	at Jacksonville	W	8-5	5/6/12	Maryland	W	9-2
5/9/10	at Boston College	W	6-4	5/6/11	UCF	W	8-0	5/7/12	Maryland	L	5-8
5/9/10	at Boston College	W	11-6	5/7/11	UCF	L	10-14	5/8/12	at Stetson	W	9-1
5/12/10	at Stetson	W	6-2	5/8/11	UCF	W	6-1	5/9/12	at Stetson	L	5-6
5/14/10	NC State	L	2-5	5/10/11	at Stetson	W	13-1	5/12/12	at Clemson	L	2-7
5/15/10	NC State	W	7-5	5/13/11	at NC State	W	9-4	5/14/12	at Clemson	L	7-9
5/16/10	NC State	W	12-9 (7)	5/15/11	at NC State	W	7-5	5/14/12	at Clemson	W	9-5
5/20/10	at Clemson	L	8-9	5/15/11	at NC State	L	4-12	5/17/12	NC State	L	5-10
5/21/10	at Clemson	L	4-8	5/19/11	Clemson	W	8-6	5/18/12	NC State	W	3-2
5/22/10	at Clemson	L	3-8	5/20/11	Clemson	L	4-7	5/19/12	NC State	W	6-2
5/26/10	vs. Miami <sup>5</sup>	L	3-9	5/21/11	Clemson	L	5-8	5/23/12	vs. Georgia Tech <sup>5</sup>	L	4-5
5/27/10	vs. Virginia <sup>5</sup>	W	11-4	5/21/11	Clemson	L	5-8	5/25/12	vs. Clemson <sup>5</sup>	L	7-9
5/28/10	vs. Boston College <sup>5</sup>	W	12-2 (7)	5/25/11	vs. NC State <sup>5</sup>	L	0-7	5/26/12	vs. Virginia <sup>5</sup>	L	0-7
5/30/10	vs. NC State <sup>5</sup>	W	8-3	5/26/11	vs. Clemson <sup>5</sup>	W	6-3	6/1/12	UAB <sup>1</sup>	W	2-1
6/4/10	vs. Central Conn. State <sup>1</sup>	W	11-3	5/28/11	vs. Georgia Tech <sup>5</sup>	W	4-2	6/2/12	Samford <sup>1</sup>	W	8-1
6/5/10	vs. Oregon <sup>1</sup>	W	6-4	5/29/11	vs. Virginia <sup>5</sup>	L	2-7	6/3/12	Samford <sup>1</sup>	W	5-2
6/6/10	vs. Oregon <sup>1</sup>	W	5-3	6/3/11	Bethune-Cookman <sup>1</sup>	W	6-5	6/8/12	Stanford <sup>2</sup>	W	17-1
6/11/10	Vanderbilt <sup>2</sup>	W	9-8	6/4/11	Alabama <sup>1</sup>	W	9-5	6/10/12	Stanford <sup>2</sup>	W	18-7
6/12/10	Vanderbilt <sup>2</sup>	L	2-6	6/5/11	Alabama <sup>1</sup>	W	11-1	6/15/12	vs. Arizona <sup>3</sup>	L	3-4 (12)
6/13/10	Vanderbilt <sup>2</sup>	W	7-6	6/11/11	Texas A&M <sup>2</sup>	L	2-6	6/17/12	vs. Stony Brook <sup>3</sup>	W	12-2
6/19/10	vs. TCU <sup>3</sup>	L	1-8	6/12/11	Texas A&M <sup>2</sup>	W	23-9	6/19/12	vs. UCLA <sup>3</sup>	W	4-1
6/21/10	vs. Florida <sup>3</sup>	W	8-5	6/13/11	Texas A&M <sup>2</sup>	L	2-11	6/21/12	vs. Arizona <sup>3</sup>	L	3-10
6/23/10	vs. TCU <sup>3</sup>	L	7-11								

2013			47-17 (20-10 ACC)			2014			43-17 (21-9 ACC)			2015			44-21 (17-13 ACC)		
2/15/13	Rhode Island	W	11-5	2/14/14	Niagara	W	13-2	2/13/15	Oakland	W	7-3						
2/16/13	Rhode Island	W	6-2	2/15/14	Niagara	W	4-1	2/14/15	Oakland	W	15-2						
2/17/13	Rhode Island	W	8-6 (10)	2/16/14	Niagara	W	13-0 (8)	2/15/15	Oakland	W	5-1						
2/20/13	Jacksonville	W	9-7	2/18/14	at Jacksonville	W	12-6	2/18/15	at Jacksonville	L	3-5						
2/23/13	USF	W	14-3 (8)	2/21/14	Georgia	W	8-3	2/20/15	at Georgia	W	7-5						
2/24/13	USF	W	8-0	2/22/14	Georgia	W	10-4	2/21/15	at Georgia	L	1-4						
2/24/13	USF	W	5-2	2/28/14	Miami	L	1-3	2/21/15	at Georgia	L	5-10						
3/1/13	Villanova	W	23-5	3/1/14	Miami	W	10-2	2/24/15	Jacksonville	W	10-7						
3/2/13	Villanova	W	7-0	3/2/14	Miami	W	13-6	2/27/15	UNC-Wilmington	W	4-3						
3/3/13	Villanova	W	2-1	3/4/14	at USF	W	5-1	2/28/15	UNC-Wilmington	W	5-3						
3/5/13	Presbyterian	W	9-2	3/5/14	at USF	W	4-1	3/1/15	UNC-Wilmington	W	9-8						
3/6/13	Presbyterian	W	10-4	3/7/14	Maryland	W	15-3	3/3/15	USF	W	24-1						
3/8/13	Boston College	W	4-0	3/8/14	Maryland	L	1-5	3/4/15	USF	W	7-3						
3/9/13	Boston College	W	9-4	3/9/14	Maryland	W	7-0	3/6/15	Boston College	W	7-0						
3/10/13	Boston College	W	9-1	3/11/14	at UCF	W	11-10	3/7/15	Boston College	W	3-2						
3/12/13	at Florida	W	4-1	3/12/14	at UCF	W	18-1	3/8/15	Boston College	W	8-4						
3/15/13	at Maryland	L	3-5	3/14/14	NC State	W	6-1	3/10/15	UCF	W	11-8						
3/16/13	at Maryland	W	7-6	3/15/14	NC State	W	8-2	3/11/15	UCF	W	15-11						
3/17/13	at Maryland	W	4-3	3/15/14	NC State	W	9-8 (13)	3/13/15	Wake Forest	L	1-4						
3/19/13	Stetson	W	5-3	3/18/14	at Florida	L	1-3	3/14/15	Wake Forest	W	12-2						
3/20/13	Stetson	W	14-1	3/21/14	at Clemson	L	3-9	3/15/15	Wake Forest	W	9-6						
3/22/13	Georgia Tech	L	0-10	3/22/14	at Clemson	W	11-1	3/17/15	at Florida	L	8-14						
3/22/13	Georgia Tech	W	11-3	3/22/14	at Clemson	W	4-3	3/20/15	at Virginia	L	4-8						
3/24/13	Georgia Tech	W	8-6	3/22/14	at Clemson	W	4-3	3/21/15	at Virginia	W	12-10						
3/26/13	vs. Florida	W	2-1	3/25/14	vs. Florida	L	1-4	3/22/15	at Virginia	W	13-1						
3/29/13	at Virginia Tech	L	2-3	3/28/14	vs. Boston College	W	6-0	3/25/15	Alabama State	W	8-7						
3/30/13	at Virginia Tech	W	11-10	3/28/14	vs. Boston College	W	11-7	3/27/15	Virginia Tech	L	3-8						
3/30/13	at Virginia Tech	L	1-8	3/29/14	vs. Boston College	W	10-1	3/28/15	Virginia Tech	W	19-9						
4/2/13	Florida Gulf Coast	W	12-9	4/1/14	Florida Gulf Coast	W	8-3	3/29/15	Virginia Tech	W	6-5						
4/5/13	at Miami	W	4-2	4/4/14	Notre Dame	W	8-7 (12)	3/31/15	vs. Florida	W	8-3						
4/6/13	at Miami	L	0-6	4/6/14	Notre Dame	W	11-2	4/2/15	at NC State	W	3-2						
4/7/13	at Miami	W	5-1	4/6/14	Notre Dame	W	4-3	4/3/15	at NC State	W	1-0						
4/9/13	Florida	L	3-4	4/8/14	Florida	L	0-8	4/4/15	at NC State	L	7-11						
4/12/13	Duke	W	16-2	4/11/14	at Georgia Tech	L	3-5	4/7/15	Florida Gulf Coast	W	5-0						
4/13/13	Duke	W	8-5	4/12/14	at Georgia Tech	L	4-12	4/8/15	Florida Gulf Coast	L	0-5						
4/13/13	Duke	W	8-3	4/13/14	at Georgia Tech	W	5-4	4/10/15	at Notre Dame	L	2-5						
4/16/13	South Alabama	W	2-0	4/15/14	Jacksonville	W	6-1	4/11/15	at Notre Dame	L	1-4						
4/20/13	at Virginia	L	2-9	4/18/14	at Wake Forest	W	7-1	4/12/15	at Notre Dame	L	1-2						
4/20/13	at Virginia	L	0-2	4/19/14	at Wake Forest	W	4-3 (13)	4/14/15	Florida	W	4-3 (12)						
4/21/13	at Virginia	L	2-5	4/20/14	at Wake Forest	L	2-5	4/17/15	Pittsburgh	W	15-2						
4/23/13	at Jacksonville	W	9-0	4/22/14	Stetson	W	4-0	4/18/15	Pittsburgh	W	6-5						
4/26/13	Wake Forest	W	7-3	4/23/14	Stetson	W	13-3	4/18/15	Pittsburgh	W	10-6						
4/27/13	Wake Forest	W	8-6	4/25/14	Virginia	L	3-5 (10)	4/21/15	Stetson	W	6-1						
4/28/13	Wake Forest	W	11-2	4/26/14	Virginia	W	7-0	4/24/15	at Miami	W	8-7 (17)						
5/3/13	UCF	W	4-2	4/27/14	Virginia	L	3-4	4/25/15	at Miami	W	15-5						
5/4/13	UCF	W	6-1	5/3/14	Minnesota	W	5-4	4/26/15	at Miami	L	0-12						
5/5/13	UCF	W	5-4	5/3/14	Minnesota	W	3-2	5/1/15	Coastal Carolina	W	16-2						
5/7/13	at Stetson	W	13-5	5/4/14	Minnesota	W	7-1	5/2/15	Coastal Carolina	W	8-3						
5/8/13	at Stetson	W	14-2	5/6/14	at Stetson	W	9-4	5/3/15	Coastal Carolina	L	2-4						
5/11/13	at NC State	L	1-3	5/9/14	at North Carolina	W	7-0	5/5/15	at Stetson	W	3-1						
5/12/13	at NC State	W	12-3	5/10/14	at North Carolina	W	10-2	5/8/15	at Louisville	W	13-4						
5/13/13	at NC State	W	8-4	5/11/14	at North Carolina	L	4-5	5/9/15	at Louisville	L	0-7						
5/16/13	Clemson	L	2-8	5/13/14	UCF	L	3-8	5/10/15	at Louisville	L	5-6						
5/17/13	Clemson	W	2-1	5/15/14	Duke	W	3-0	5/14/15	Clemson	L	1-4						
5/18/13	Clemson	W	6-1	5/16/14	Duke	W	9-8	5/15/15	Clemson	L	0-7						
5/20/13	at North Carolina	L	3-4	5/17/14	Duke	L	5-7	5/16/15	Clemson	L	6-9						
5/22/13	vs. Georgia Tech <sup>5</sup>	L	3-4	5/21/14	vs. North Carolina <sup>5</sup>	W	7-1	5/20/15	vs. Clemson <sup>5</sup>	W	3-1						
5/23/13	vs. Virginia Tech <sup>5</sup>	L	2-3	5/23/14	vs. Maryland <sup>5</sup>	L	3-5	5/21/15	vs. North Carolina <sup>5</sup>	W	8-4						
5/25/13	vs. Virginia <sup>5</sup>	L	4-7 (12)	5/24/14	vs. Virginia <sup>5</sup>	W	6-4	5/23/15	vs. Louisville <sup>5</sup>	W	6-0						
5/31/13	Savannah State <sup>1</sup>	W	10-0	5/30/14	Georgia Southern <sup>1</sup>	L	0-7	5/24/15	vs. NC State <sup>5</sup>	W	6-2						
6/1/13	Troy <sup>1</sup>	W	11-0	5/31/14	Alabama <sup>1</sup>	L	5-6	5/29/15	Mercer <sup>1</sup>	W	5-4 (10)						
6/2/13	Troy <sup>1</sup>	W	11-4					5/30/15	College of Charleston <sup>1</sup>	W	3-2						
6/8/13	Indiana <sup>2</sup>	L	9-10					6/1/15	College of Charleston <sup>1</sup>	W	8-1						
6/9/13	Indiana <sup>2</sup>	L	6-11					6/5/15	at Florida <sup>2</sup>	L	5-13						
								6/6/15	at Florida <sup>2</sup>	L	4-11						



# YEAR-BY-YEAR RESULTS

2016		41-22 (16-10 ACC)
2/19/16	Rhode Island	W 19-1
2/20/16	Rhode Island	W 8-1
2/21/16	Rhode Island	W 23-4
2/26/16	College of Charleston	L 1-2
2/27/16	College of Charleston	W 8-3
2/28/16	College of Charleston	W 11-2
3/1/16	Jacksonville	L 3-7
3/2/16	Villanova	W 11-10 (14)
3/4/16	St. John's	W 16-4
3/5/16	St. John's	W 9-2
3/6/16	St. John's	L 1-5
3/8/16	at USF	W 12-4
3/9/16	Toledo	W 3-2
3/11/16	Georgia Tech	W 8-2
3/12/16	Georgia Tech	W 14-9
3/13/16	Georgia Tech	W 8-3
3/15/16	at Florida	L 0-6
3/18/16	at Pittsburgh	W 17-4
3/19/16	at Pittsburgh	W 10-2
3/20/16	at Pittsburgh	L 2-5
3/22/16	UCF	W 7-2
3/23/16	UCF	W 5-4 (11)
3/25/16	NC State	W 8-5
3/29/16	vs. Florida	L 2-3
4/1/16	at Boston College	W 3-0
4/5/16	Texas Tech	W 10-1
4/6/16	Texas Tech	L 4-8
4/8/16	Louisville	W 12-7
4/9/16	Louisville	L 1-7
4/10/16	Louisville	W 16-5
4/12/16	Florida	L 2-8
4/15/16	at Wake Forest	L 0-9
4/16/16	at Wake Forest	W 13-8
4/17/16	at Wake Forest	L 2-4
4/19/16	Stetson	W 8-5
4/20/16	Stetson	W 8-6
4/22/16	Notre Dame	W 12-6
4/23/16	Notre Dame	W 7-6 (12)
4/24/16	Notre Dame	W 11-6
4/30/16	at Clemson	L 3-10
5/1/16	at Clemson	W 11-2
5/2/16	at Clemson	L 3-7
5/6/16	Bowling Green State	W 6-1
5/7/16	Bowling Green State	W 10-0
5/8/16	Bowling Green State	W 6-1
5/10/16	at Jacksonville	L 2-6
5/11/16	Florida Gulf Coast	L 8-11 (10)
5/13/16	at Duke	L 4-5
5/14/16	at Duke	L 1-3
5/15/16	at Duke	W 4-3
5/19/16	Miami	L 2-4
5/21/16	Miami	L 5-8
5/21/16	Miami	W 3-2 (10)
5/25/16	vs. NC State <sup>5</sup>	W 7-3
5/26/16	vs. Georgia Tech <sup>4</sup>	W 6-1
5/28/16	vs. Miami <sup>5</sup>	W 5-4
5/29/16	vs. Clemson <sup>5</sup>	L 13-18
6/3/16	Alabama State <sup>1</sup>	W 18-6
6/4/16	Southern Miss <sup>1</sup>	W 7-2
6/5/16	South Alabama <sup>1</sup>	W 18-6
6/11/16	at Florida <sup>2</sup>	W 3-0
6/12/16	at Florida <sup>2</sup>	L 0-5
6/13/16	at Florida <sup>2</sup>	L 0-7

2017		46-23 (14-14 ACC)
2/17/17	VCU	L 0-3
2/18/17	VCU	W 12-3
2/19/17	VCU	W 11-3
2/21/17	USF	L 2-4
2/24/17	Samford	W 16-3
2/25/17	Samford	W 8-0
2/26/17	Samford	W 13-4
2/28/17	at Jacksonville	W 6-5
3/3/17	Oakland	W 18-10
3/4/17	Oakland	W 12-1
3/5/17	Oakland	W 14-6
3/7/17	at UCF	W 5-2
3/8/17	at UCF	W 5-0
3/10/17	Boston College	L 5-8
3/11/17	Boston College	W 11-1
3/11/17	Boston College	W 13-0
3/14/17	at Florida	L 0-1
3/15/17	at Florida Gulf Coast	L 2-5
3/17/17	at Virginia Tech	W 9-2
3/18/17	at Virginia Tech	L 12-13
3/19/17	at Virginia Tech	L 0-17
3/21/17	Jacksonville	W 10-9
3/24/17	at Notre Dame	W 8-2
3/24/17	at Notre Dame	W 8-3 (13)
3/25/17	at Notre Dame	W 5-1
3/28/17	vs. Florida	L 1-4
3/31/17	North Carolina	L 1-3
4/1/17	North Carolina	L 2-5 (11)
4/2/17	North Carolina	L 7-9
4/4/17	Florida Gulf Coast	W 7-6
4/5/17	Florida Gulf Coast	W 3-2 (5)
4/7/17	at NC State	W 16-7
4/8/17	at NC State	L 3-4
4/9/17	at NC State	L 4-8
4/11/17	Florida	L 7-10
4/15/17	Clemson	L 10-12
4/16/17	Clemson	W 7-3
4/17/17	Clemson	W 7-6
4/19/17	Stetson	W 7-3
4/21/17	at Miami	W 6-3
4/22/17	at Miami	L 4-5 (10)
4/25/17	at Stetson	W 11-5
4/28/17	Virginia	W 6-4
4/29/17	Virginia	L 0-8
4/30/17	Virginia	L 5-7
5/5/17	Pacific	W 9-8
5/6/17	Pacific	W 18-5
5/6/17	Pacific	W 5-3
5/7/17	Pacific	W 5-3
5/9/17	Jacksonville	W 21-2 (8)
5/12/17	Wake Forest	L 3-4
5/13/17	Wake Forest	W 4-0
5/14/17	Wake Forest	L 9-10
5/18/17	at Louisville	W 12-9
5/19/17	at Louisville	W 8-2
5/24/17	vs. Notre Dame <sup>5</sup>	W 5-3 (12)
5/26/17	vs. Louisville <sup>5</sup>	W 6-2
5/27/17	vs. Duke <sup>5</sup>	W 5-1
5/28/17	vs. North Carolina <sup>5</sup>	W 7-3
6/2/17	Tennessee Tech <sup>1</sup>	L 1-3
6/3/17	UCF <sup>3</sup>	W 6-1
6/4/17	Tennessee Tech <sup>1</sup>	W 5-3
6/4/17	Auburn <sup>1</sup>	W 8-7 (10)
6/5/17	Auburn <sup>1</sup>	W 6-0
6/10/17	Sam Houston State <sup>2</sup>	W 7-6
6/11/17	Sam Houston State <sup>2</sup>	W 19-0
6/17/17	vs. LSU <sup>5</sup>	L 4-5
6/19/17	vs. Cal State Fullerton <sup>3</sup>	W 6-4
6/21/17	vs. LSU <sup>5</sup>	L 4-7

2018		43-19 (16-13 ACC)
2/16/18	Xavier	W 11-1
2/17/18	Xavier	W 7-2
2/18/18	Xavier	W 5-1
2/20/18	USF	W 5-2
2/23/18	Troy	W 7-3
2/24/18	Troy	W 6-5
2/25/18	Troy	W 9-4
2/27/18	at Jacksonville	W 4-0
3/2/18	UNC-Asheville	W 9-2
3/3/18	UNC-Asheville	W 4-3
3/4/18	UNC-Asheville	W 4-2
3/5/18	Kansas	W 10-5
3/6/18	Kansas	W 12-7
3/9/18	at Wake Forest	W 7-3
3/10/18	at Wake Forest	L 3-4
3/10/18	at Wake Forest	L 1-8
3/13/18	at Florida	L 6-12
3/15/18	Notre Dame	L 7-8
3/17/18	Notre Dame	W 6-4
3/18/18	Notre Dame	W 7-5
3/20/18	UCF	W 6-4
3/21/18	UCF	W 13-3
3/23/18	at North Carolina	L 8-16
3/23/18	at North Carolina	W 6-3 (10)
3/25/18	at North Carolina	W 9-4
3/27/18	vs. Florida	L 0-1
3/29/18	Louisville	W 9-4
3/30/18	Louisville	W 8-7
3/31/18	Louisville	L 1-6
4/4/18	Jacksonville	W 6-2
4/6/18	at Georgia Tech	W 10-2
4/7/18	at Georgia Tech	L 1-2
4/8/18	at Georgia Tech	L 3-16
4/10/18	Florida	L 3-6
4/13/18	Duke	L 1-7
4/14/18	Duke	L 5-6 (11)
4/17/18	Stetson	W 4-0
4/18/18	Stetson	W 18-10
4/20/18	at Boston College	W 13-12 (11)
4/21/18	at Boston College	W 13-7
4/22/18	at Boston College	W 6-1
4/24/18	at Stetson	L 3-5
4/27/18	Miami	W 2-0
4/28/18	Miami	W 10-1
4/29/18	Miami	L 5-11
5/5/18	at Clemson	W 3-2 (13)
5/6/18	at Clemson	L 7-12
5/7/18	at Clemson	L 4-5
5/9/18	Jacksonville	W 10-4
5/11/18	Mount St. Mary's	W 12-2
5/12/18	Mount St. Mary's	W 10-0 (7)
5/12/18	Mount St. Mary's	W 8-2 (7)
5/13/18	Mount St. Mary's	W 22-0
5/17/18	NC State	W 4-3 (11)
5/18/18	NC State	W 6-3 (10)
5/19/18	NC State	L 3-5
5/22/18	vs. Virginia <sup>5</sup>	W 3-2 (11)
5/25/18	vs. NC State <sup>5</sup>	W 5-2
5/26/18	vs. Clemson <sup>5</sup>	W 5-4
5/27/18	vs. Louisville <sup>5</sup>	W 11-8 (10)
6/1/18	Samford <sup>1</sup>	L 6-7
6/2/18	Mississippi State <sup>1</sup>	L 2-3

Legend:

- <sup>1</sup>NCAA Regional/District
- <sup>2</sup>NCAA Super Regional
- <sup>3</sup>College World Series
- <sup>4</sup>Metro Conference Tournament
- <sup>5</sup>Atlantic Coast Conference Tournament

# ACC PLAYERS OF THE WEEK/STANDINGS

## ACC PITCHER/PLAYER OF THE WEEK

1992	Chris Roberts, P (3); Roger Bailey, P; Nandy Serrano, 3B
1993	Paul Wilson, P (3); Mike Martin, Jr., C; John Wasdin, P
1994	Jonathan Johnson, P; Paul Wilson, P (3)
1995	Mike Bell, P; Charlie Cruz, P; Chuck Howell, P; Jonathan Johnson, P; Doug Mientkiewicz, 1B; David Yocum, P (2)
1996	Zach Diaz, P; J.D. Drew, CF (3); Scooby Morgan, P/DH; Jeremy Morris, LF (2)
1997	Randy Choate, P (2); J.D. Drew, OF (3); Jeremy Morris, OF (2); Randy Niles, P
1998	Chris Chavez, P; Brian Cox, CF (3); Wes Crawford, P; Terry Henderson, DH; Jon McDonald, P; Jeremy Salazar, C; Nick Stocks, P
1999	Chris Chavez, P; Matt Diaz, OF (3); Jeremiah Klosterman, C; Marshall McDougall, 2B (3); Nick Stocks, P
2000	John-Ford Griffin, OF; Jon McDonald, P; Mike Ziegler, P (3) Marshall McDougall, 2B (2)
2001	John-Ford Griffin, OF (2); Ryan Barthelemy, 1B; Karl Jernigan, OF; Blair Varnes, P
2002	Stephen Drew, SS; Matt Lynch, P; Tony Richie, C
2003	Daniel Davidson, P (2); Blake Balkcom, OF; Daniel Hodges, P; Tony McQuade, OF; Tony Richie, C
2004	Gibbs Chapman, INF; Eddy Martinez-Esteve, 3B/OF (2); Stephen Drew, SS
2005	Shane Robinson, OF; Ryne Malone, 1B; Barret Browning, P; Bryan Henry, P; Mark Sauls, P
2006	Bryan Henry, P; Dennis Guinn, 1B; Tyler Chambliss, P; Barret Browning, P
2007	Bryan Henry, P (2); Buster Posey, C; Brandon Reichert, 1B; Danny Rosen, P; Jason Stidham, 3B; Tony Thomas, Jr., 2B (3)
2008	Matt Fairrel, P; Dennis Guinn, 1B (2); Mike McGee, OF; Buster Posey, C; Ryan Strauss, P
2009	Tyler Holt, OF; Stephen Cardullo, SS; Jason Stidham, 2B; Tommy Oravetz, DH
2010	Sherman Johnson, 3B; Stephen Cardullo, SS; Tyler Holt, OF (2)
2011	James Ramsey, OF; Mike McGee, UT (2); Sean Gilmartin, P (3)
2012	James Ramsey, OF; Justin Gonzalez, SS
2013	Marcus Davis, DH; Brandon Leibrandt, P; Stephen McGee, C; DJ Stewart, OF (2)
2014	Jose Brizuela, 3B; Casey Smit, SS; Luke Wever, P (2)
2015	Billy Strode, P; DJ Stewart, OF; Chris Marconcini, DH; Boomer Biegalski, P
2016	Quincy Nieporte, 1B; John Sansone, 3B
2017	Tyler Holton, P (5); Dylan Busby, 3B
2018	Jackson Lueck, OF; Steven Wells, OF

1992	ACC	OVERALL
Clemson	19-5	50-14
<b>Florida State</b>	<b>16-7</b>	<b>49-21</b>
NC State	15-9	46-18
Georgia Tech	14-9	45-19
Duke	12-12	38-16
Wake Forest	11-13	36-22
North Carolina	8-16	31-27
Maryland	7-15	27-28-1
Virginia	3-19	21-30

1993	ACC	OVERALL
Georgia Tech	16-6	47-14
NC State	15-7	49-17
<b>Florida State</b>	<b>14-9</b>	<b>46-19</b>
North Carolina	13-10	43-20
Clemson	11-11	45-20
Duke	11-13	39-19-1
Wake Forest	9-13	31-22
Virginia	7-15	21-30
Maryland	5-17	24-29

1994	ACC	OVERALL
Clemson	20-4	57-18
Georgia Tech	16-8	50-17
Duke	16-8	33-20
<b>Florida State</b>	<b>14-9</b>	<b>53-22</b>
NC State	13-11	46-18-1
North Carolina	10-13	34-21
Wake Forest	10-14	37-20
Maryland	6-18	24-29-1
Virginia	2-22	20-34

1995	ACC	OVERALL
Clemson	20-4	54-14
<b>Florida State</b>	<b>16-7</b>	<b>53-16</b>
Georgia Tech	16-8	38-22
North Carolina	14-10	39-23
Wake Forest	13-11	34-24
NC State	12-12	36-24
Virginia	8-15	26-29
Duke	4-20	30-27
Maryland	4-20	20-37

1996	ACC	OVERALL
<b>Florida State</b>	<b>19-5</b>	<b>52-17</b>
Clemson	17-7	51-17
Georgia Tech	13-11	40-24
NC State	13-11	42-19
Virginia	11-13	44-21
North Carolina	11-13	33-25
Duke	9-14	39-18
Wake Forest	7-16	26-32
Maryland	7-17	24-27

1997	ACC	OVERALL
Georgia Tech	19-4	46-15
<b>Florida State</b>	<b>18-6</b>	<b>50-17</b>
NC State	15-8	43-20
Clemson	13-10	41-23
Wake Forest	10-13	37-20
Virginia	10-13	32-22
Duke	9-14	33-25
North Carolina	6-18	29-31
Maryland	5-19	22-32

1998	ACC	OVERALL
<b>Florida State</b>	<b>18-4</b>	<b>53-20</b>
Georgia Tech	14-9	41-22
Clemson	14-9	43-16
NC State	12-9	41-23
Wake Forest	13-10	43-23
North Carolina	13-10	42-23
Duke	8-15	38-20
Maryland	5-18	26-30-1
Virginia	5-18	28-26-1

1999	ACC	OVERALL
<b>Florida State</b>	<b>22-2</b>	<b>57-14</b>
Wake Forest	16-7	47-16
Clemson	13-10	42-27
North Carolina	13-10	41-18
Georgia Tech	12-12	38-20
NC State	11-13	37-25
Virginia	8-15	21-35
Maryland	6-17	23-33-1
Duke	4-18	24-31

2000	ACC	OVERALL
Georgia Tech	18-6	50-16
Clemson	17-7	51-18
<b>Florida State</b>	<b>15-9</b>	<b>53-19</b>
Wake Forest	14-10	41-20-1
North Carolina	12-12	46-17
NC State	10-14	30-28
Virginia	10-14	26-31-1
Maryland	7-17	24-33
Duke	5-19	17-41

2001	ACC	OVERALL
<b>Florida State</b>	<b>20-4</b>	<b>47-19</b>
Clemson	17-7	41-22
Wake Forest	16-8	44-18
Georgia Tech	13-11	41-20
Duke	10-13	23-33
North Carolina	9-15	31-26
Virginia	9-15	25-31
NC State	9-15	32-29
Maryland	4-19	17-37

2002	ACC	OVERALL
<b>Florida State</b>	<b>18-6</b>	<b>60-14</b>
Wake Forest	17-6	47-13-1
North Carolina	17-7	43-21
Clemson	16-8	54-17
Georgia Tech	14-9	52-16
Virginia	8-16	25-32
NC State	7-17	33-26
Maryland	6-18	34-23
Duke	4-20	24-34

2003	ACC	OVERALL
<b>Florida State</b>	<b>19-5</b>	<b>54-13-1</b>
Georgia Tech	17-7	44-18
NC State	15-9	45-18
Clemson	15-9	39-22
North Carolina	13-11	42-23
Virginia	11-12	29-25
Wake Forest	8-15	29-24
Maryland	6-17	20-33
Duke	2-21	18-36

2004	ACC	OVERALL
Georgia Tech	18-5	44-21
Virginia	18-6	44-15
<b>Florida State</b>	<b>16-8</b>	<b>45-23</b>
North Carolina	14-10	43-21
Clemson	14-10	39-26
NC State	11-12	36-24
Duke	8-16	25-31
Wake Forest	4-20	17-33
Maryland	4-20	22-34

2005	ACC	OVERALL
Georgia Tech	22-8	45-19
Clemson	21-9	43-23
Miami	19-10-1	41-19-1
<b>Florida State</b>	<b>19-11</b>	<b>53-20</b>
North Carolina	17-10-1	41-19-1
NC State	17-13	41-19
Virginia	14-14	41-20
Wake Forest	12-18	28-30
Virginia Tech	7-19	23-28
Maryland	7-23	25-31
Duke	5-25	14-39

2006	ACC	OVERALL
ATLANTIC		
Clemson	24-6	53-16
<b>Florida State</b>	<b>16-13</b>	<b>44-21</b>
NC State	16-13	40-23
Wake Forest	16-13	33-22
Boston College	9-21	28-25-1
Maryland	8-22	26-30

COASTAL		
North Carolina	22-8	54-15
Virginia	21-9	47-15
Georgia Tech	19-11	50-18
Miami	17-13	42-24
Duke	6-24	14-40
Virginia Tech	4-25	20-33

2007	ACC	OVERALL
ATLANTIC		
<b>Florida State</b>	<b>21-6</b>	<b>45-13</b>
Clemson	18-12	41-23
NC State	16-14	38-23
Wake Forest	14-16	34-29
Boston College	12-17	24-27-1
Maryland	7-23	23-30

COASTAL		
North Carolina	21-9	57-16
Virginia	19-9	45-16
Miami	17-13	37-24
Georgia Tech	15-14	32-25
Duke	8-22	29-25
Virginia Tech	7-23	23-31

2008	ACC	OVERALL
ATLANTIC		
<b>Florida State</b>	<b>24-6</b>	<b>54-14</b>
NC State	18-11	42-22
Wake Forest	13-16	25-31
Clemson	11-18-1	31-27-1
Maryland	9-21	30-26
Boston College	9-21	26-27

COASTAL		
Miami	23-5	53-11
North Carolina	22-7	54-14
Georgia Tech	16-14	41-21
Virginia	15-15	39-23
Duke	10-18-1	37-18-1
Virginia Tech	6-24	23-31

2009	ACC	OVERALL
ATLANTIC		
<b>Florida State</b>	<b>19-9</b>	<b>45-18</b>
Clemson	19-11	44-22
Boston College	13-15	34-26
NC State	10-20	25-31
Maryland	10-20	27-27
Wake Forest	6-24	22-30

COASTAL		
North Carolina	19-10	48-18
Georgia Tech	17-10-1	38-19-1
Miami	18-12	38-22
Virginia	16-11-1	49-15-1
Duke	15-15	35-24
Virginia Tech	12-17	32-21

2010	ACC	OVERALL
ATLANTIC		
<b>Florida State</b>	<b>18-12</b>	<b>48-20</b>
Clemson	18-12	45-25
NC State	15-15	38-24
Boston College	14-16	30-28
Wake Forest	8-22	18-37
Maryland	5-25	17-39

COASTAL		
Virginia	23-7	51-14
Georgia Tech	21-9	47-15
Miami	20-10	43-20
Virginia Tech	16-14	40-22
North Carolina	14-16	38-22
Duke	8-22	29-27

## 2011

ATLANTIC	ACC	OVERALL
<b>Florida State</b>	<b>19-11</b>	<b>46-19</b>
Clemson	17-13	43-20
NC State	15-15	35-27
Wake Forest	15-15	25-31
Boston College	7-22	17-33
Maryland	5-25	21-35

COASTAL		
Virginia	22-8	56-12
Georgia Tech	22-8	42-21
North Carolina	20-10	51-16
Miami	19-10	38-23
Virginia Tech	11-19	30-25
Duke	7-23	26-30

2012	ACC	OVERALL
ATLANTIC		
<b>Florida State</b>	<b>24-6</b>	<b>50-17</b>
NC State	19-11	43-20
Clemson	16-14	35-28
Wake Forest	13-17	33-24
Maryland	10-20	32-24
Boston College	10-20	22-33

COASTAL		
North Carolina	22-8	46-16
Virginia	18-12	39-19-1
Miami	16-14	36-23
Georgia Tech	12-18	38-26
Virginia Tech	11-19	34-21
Duke	9-21	21-34

2013	ACC	OVERALL
ATLANTIC		
<b>Florida State</b>	<b>20-10</b>	<b>47-17</b>
NC State	19-10	50-16
Clemson	18-12	40-22
Maryland	11-19	30-25
Wake Forest	9-20	28-27
Boston College	4-25	12-40

COASTAL		
North Carolina	21-7	59-12
Virginia	22-8	50-12
Virginia Tech	15-14	40-22
Georgia Tech	15-15	37-27
Miami	14-16	37-25
Duke	9-21	26-29

2014	ACC	OVERALL
ATLANTIC		
<b>Florida State</b>	<b>21-9</b>	<b>43-17</b>
Maryland	15-14	40-23
Clemson	15-14	36-25
Wake Forest	15-15	30-26
NC State	13-17	32-23
Boston College	10-20	22-33
Notre Dame	9-21	22-31

COASTAL		
Miami	24-6	44-19
Virginia	22-8	53-16
Duke	16-14	33-25
North Carolina	15-15	35-27
Georgia Tech	14-16	37-27
Pitt	11-19	22-30
Virginia Tech	9-21	21-31-1

2015	ACC	OVERALL
ATLANTIC		
Louisville	25-5	47-18
Notre Dame	17-13	37-23
<b>Florida State</b>	<b>17-13</b>	<b>44-21</b>
Clemson	16-13	32-29
NC State	15-14	36-23
Wake Forest	12-18	27-26
Boston College	10-19	27-27

COASTAL		
Miami	22-8	50-16
Virginia	15-15	42-23
North Carolina	13-16	34-24
Virginia Tech	13-16	27-27
Georgia Tech	13-17	32-23
Duke	10-19	31-22
Pitt	9-21	20-32

2016	ACC	OVERALL
ATLANTIC		
Louisville	22-8	50-14
<b>Florida State</b>	<b>16-10</b>	<b>41-22</b>
NC State	15-13	38-22
Clemson	16-14	44-20
Boston College	13-15	35-22
Wake Forest	13-17	35-27
Notre Dame	11-17	27-27

COASTAL		
Miami	21-7	50-14
Virginia	19-11	38-22
Duke	14-15	33-24
Georgia Tech	13-16	38-25
North Carolina	13-17	34-21
Pitt	10-18	25-26
Virginia Tech	6-24	19-36

2017	ACC	OVERALL
ATLANTIC		
Louisville	23-6	53-12
Wake Forest	19-11	43-19
Clemson	17-13	42-21
NC State	16-14	36-25
<b>Florida State</b>	<b>14-14</b>	<b>46-23</b>
Boston College	11-19	25-28
Notre Dame	10-20	26-32

COASTAL		
North Carolina	23-7	49-14
Virginia	18-12	43-16
Miami	16-13	31-27
Duke	12-18	30-28
Georgia Tech	11-19	27-28
Pitt	9-21	23-30
Virginia Tech	9-21	23-32

2018	ACC	OVERALL
ATLANTIC		
Clemson	22-8	47-16
NC State	19-11	42-18
Louisville	18-12	45-19
<b>Florida State</b>	<b>16-13</b>	<b>43-19</b>
Wake Forest	13-17	25-32
Notre Dame	12-18	24-30
Boston College	7-22	17-32

COASTAL		
North Carolina	22-8	44-20
Duke	18-11	45-18
Miami	16-13	28-26
Georgia Tech	14-16	31-27
Virginia	12-18	29-25
Pittsburgh	11-19	29-26
Virginia Tech	8-22	21-33

## ALL-TIME CONFERENCE TOURNAMENT RESULTS

METRO CONFERENCE			
YR	SITE	CHAMPION	OUTSTANDING PLAYER
1976	Memphis, TN	Memphis State	Ron McNeely, Memphis State
<b>1977</b>	<b>Memphis, TN</b>	<b>Florida State</b>	<b>Terry Kennedy, Florida State</b>
1978	Tallahassee	Memphis State	Terry Pressgrove, Memphis State
1979	Tallahassee	Tulane	Ken Francingues, Tulane
<b>1980</b>	<b>Tallahassee</b>	<b>Florida State</b>	<b>Mike Fuentes, Florida State</b>
<b>1981</b>	<b>Tallahassee</b>	<b>Florida State</b>	<b>Mike Fuentes, Florida State</b>
1982	Tallahassee	Tulane	Eric Lane, Tulane
<b>1983</b>	<b>Tallahassee</b>	<b>Florida State</b>	<b>Danny Dowell, Florida State</b>
<b>1984</b>	<b>Tallahassee</b>	<b>Florida State</b>	<b>Jody Reed, Florida State</b>
<b>1985</b>	<b>Tallahassee</b>	<b>Florida State</b>	<b>Richie Lewis, Florida State</b>
<b>1986</b>	<b>Tallahassee</b>	<b>Florida State</b>	<b>Mike Loynd, Florida State</b>
<b>1987</b>	<b>Columbia, SC</b>	<b>Florida State</b>	<b>Ed Porcelli, Florida State</b>
<b>1988</b>	<b>Tallahassee</b>	<b>Florida State</b>	<b>Edwin Alicea, Florida State</b>
<b>1989</b>	<b>Columbia, SC</b>	<b>Florida State</b>	<b>Sedgwick McCollum, USM</b>
<b>1990</b>	<b>Hattiesburg, MS</b>	<b>Florida State</b>	<b>Allen Bevis, Florida State</b>
<b>1991*</b>	<b>Salem, VA</b>	<b>Florida State</b> Southern Miss	<b>Ty Mueller, Florida State</b>

\*Title game rained out. FSU and USM declared co-champions.

ATLANTIC COAST CONFERENCE			
YR	SITE	CHAMPION	OUTSTANDING PLAYER
1992	Greenville, SC	Clemson	Matt Donahue, NC State
1993	Greenville, SC	NC State	Jeff Morris, Clemson
1994	Greenville, SC	Clemson	Shane Monahan, Clemson
<b>1995</b>	<b>Greenville, SC</b>	<b>Florida State</b>	<b>Jonathan Johnson, Florida State</b>
1996	Durham, NC	Virginia	Seth Greisinger, Virginia
<b>1997</b>	<b>St. Petersburg, FL</b>	<b>Florida State</b>	<b>Jeremy Morris, Florida State</b>
1998	Durham, NC	Wake Forest	John Hendricks, Wake Forest
1999	Durham, NC	Wake Forest	Andrew Riepe, Wake Forest
2000	Fort Mill, SC	Georgia Tech	Jason Basil, Georgia Tech
2001	Fort Mill, SC	Wake Forest	Dave Bush, Wake Forest
<b>2002</b>	<b>St. Petersburg, FL</b>	<b>Florida State</b>	<b>Stephen Drew, Florida State</b>
2003	Salem, VA	Georgia Tech	Brian Burks, Georgia Tech
<b>2004</b>	<b>Salem, VA</b>	<b>Florida State</b>	<b>Shane Robinson, Florida State</b>
2005	Jacksonville, FL	Georgia Tech	Tyler Greene, Georgia Tech
2006	Jacksonville, FL	Clemson	Tyler Colvin, Clemson
2007	Jacksonville, FL	North Carolina	Josh Horton, North Carolina
2008	Jacksonville, FL	Miami	Dave DiNatale, Miami
2009	Durham, NC	Virginia	Dan Grovatt, Virginia
<b>2010</b>	<b>Greensboro, NC</b>	<b>Florida State</b>	<b>Harold Riggins, NC State</b>
2011	Durham, NC	Virginia	Steven Proscia, Virginia
2012	Greensboro, NC	Georgia Tech	Jake Davies, Georgia Tech
2013	Durham, NC	North Carolina	Cody Stubbs, North Carolina
2014	Greensboro, NC	Georgia Tech	Dusty Isaacs, Georgia Tech
<b>2015</b>	<b>Durham, NC</b>	<b>Florida State</b>	<b>Boomer Biegalski, Florida State</b>
2016	Durham, NC	Clemson	Mike Triller, Clemson
<b>2017</b>	<b>Louisville, KY</b>	<b>Florida State</b>	<b>Jackson Lueck, Florida State</b>
<b>2018</b>	<b>Durham, NC</b>	<b>Florida State</b>	<b>Cal Raleigh, Florida State</b>

## ALL-TOURNAMENT MVP'S

METRO CONFERENCE		ATLANTIC COAST CONFERENCE	
Terry Kennedy	1977	Jonathan Johnson	1995
Mike Fuentes	1980, 1981	Jeremy Morris	1997
Danny Dowell	1983	Stephen Drew	2002
Jody Reed	1984	Shane Robinson	2004
Richie Lewis	1985	Boomer Biegalski	2015
Mike Loynd	1986	Jackson Lueck	2017
Ed Porcelli	1987	Cal Raleigh	2018
Edwin Alicea	1988		
Allen Bevis	1990		
Ty Mueller	1991		

## ALL-TOURNAMENT TEAMS

<b>1977</b>	Chip Bifano OF	<b>1987</b>	Deion Sanders OF	<b>2001</b>	Tony Richie C
Joe Hicks INF	Edwin Alicea INF	John Ford-Griffin OF	Jose Marzan INF		
Terry Kennedy C	Barry Blackwell C		Ed Porcelli P	<b>2002</b>	Tony Richie C
Larry Jones P	Richie Lewis P		Stephen Drew SS	Stephen Drew SS	Stephen Drew SS
			Donny Erickson INF	Ryan Barthelemy 3B	Ryan Barthelemy 3B
<b>1978</b>	Ron Traylor OF	<b>1988</b>	Marc Giordano OF	Matt Lynch P	Matt Lynch P
Bob Benda INF	David Mobley INF	Edwin Alicea INF	Donny Erickson INF		
Brooks Carey P	Brooks Carey P	Donny Erickson INF	Barry Blackwell C	<b>2003</b>	Tony Richie C
		Bret Davis P	Bret Davis P	Blake Balkcom OF	Blake Balkcom OF
<b>1979</b>	Mike Fuentes OF	<b>1989</b>	Chris Brock OF		
Bruce Huff OF	Bruce Huff OF	Brad Parker OF	Brad Parker OF	<b>2004</b>	Stephen Drew SS
Craig Patterson INF	Craig Patterson INF	Bob Reboin INF	Bob Reboin INF	Shane Robinson OF	Shane Robinson OF
Jeff Ledbetter DH	Jeff Ledbetter DH	Rocky Rau INF	Rocky Rau INF	Eddy Martinez-Esteve DH/UT	Eddy Martinez-Esteve DH/UT
		Brian Gilliland INF	Brian Gilliland INF	Mark Sauls P	Mark Sauls P
<b>1980</b>	Mike Fuentes OF	<b>1990</b>	Allen Bevis INF	<b>2005</b>	Jack Rye OF
Lionel Martinez INF	Lionel Martinez INF	Eduardo Perez INF	Eduardo Perez INF		
Rick Figueroa INF	Rick Figueroa INF	Brad Gregory P	Brad Gregory P	<b>2006</b>	Travis Anderson DH
Ken Fischer P	Ken Fischer P	Buddy Cribb, Jr. DH	Buddy Cribb, Jr. DH	Danny Diaz C	Danny Diaz C
				Buster Posey SS	Buster Posey SS
<b>1981</b>	Mike Fuentes OF	<b>1991</b>	Ty Mueller OF	<b>2007</b>	Tony Thomas, Jr. 2B
Mike Yastrzemski OF	Mike Yastrzemski OF	Don DeLoach INF	Don DeLoach INF		
Joe Licata OF	Joe Licata OF	Craig Ramsey C	Craig Ramsey C	<b>2008</b>	Buster Posey C
Jeff Ledbetter INF	Jeff Ledbetter INF	Rick Hatcher P	Rick Hatcher P		
Lionel Martinez INF	Lionel Martinez INF			<b>2009</b>	Jason Stidham 2B
Don DeLoach INF	Don DeLoach INF	<b>1992</b>	Chris Roberts DH	Mike McGee OF	Mike McGee OF
Craig Ramsey C	Craig Ramsey C	Chris Roberts DH	Chris Roberts DH		
Rick Hatcher P	Rick Hatcher P	<b>1993</b>	Doug Mientkiewicz 1B	<b>2010</b>	Tyler Holt OF
		Mickey Lopez 3B	Mickey Lopez 3B	Stephen Cardullo SS	Stephen Cardullo SS
<b>1982</b>	Jeff Ledbetter OF	<b>1994</b>	Randy Hodges OF	<b>2011</b>	Rafael Lopez C
Chris Cawthon OF	Chris Cawthon OF	Scott Zech OF	Scott Zech OF	Mike McGee DH/UT	Mike McGee DH/UT
Jamey Shouppe P	Jamey Shouppe P	Paul Wilson SP	Paul Wilson SP	James Ramsey OF	James Ramsey OF
		<b>1995</b>	Doug Mientkiewicz 1B	<b>2012</b>	Justin Gonzalez SS
<b>1983</b>	Frank Fazzini OF	Mickey Lopez 2B	Mickey Lopez 2B		
Mike Yastrzemski OF	Mike Yastrzemski OF	Jeremy Morris OF	Jeremy Morris OF	<b>2013</b>	DJ Stewart OF
Rick Figueroa INF	Rick Figueroa INF	Adam Faurot DH	Adam Faurot DH		
Jody Reed INF	Jody Reed INF	Jonathan Johnson P	Jonathan Johnson P	<b>2015</b>	Boomer Biegalski P
Mark Barineau INF	Mark Barineau INF	<b>1996</b>	J.D. Drew OF	Ben DeLuzio OF	Ben DeLuzio OF
Danny Dowell C	Danny Dowell C	Scoby Morgan P	Scoby Morgan P	Chris Marconcini DH	Chris Marconcini DH
Jeff Gray P	Jeff Gray P	<b>1997</b>	Jeremy Salazar C	<b>2016</b>	Dylan Busby 1B
David Smalley P	David Smalley P	Scott Zech 2B	Scott Zech 2B	Jackson Lueck OF	Jackson Lueck OF
		J.D. Drew OF	J.D. Drew OF		
<b>1984</b>	Paul Sorrento OF	Jeremy Morris OF	Jeremy Morris OF	<b>2017</b>	Dylan Busby 3B
Eric Mangham OF	Eric Mangham OF	Chris Chavez P	Chris Chavez P	Tyler Holton P	Tyler Holton P
Luis Alicea INF	Luis Alicea INF	Randy Choate P	Randy Choate P	Jackson Lueck OF	Jackson Lueck OF
Jody Reed INF	Jody Reed INF	<b>1998</b>	Jeremy Salazar C	Drew Mendoza 1B	Drew Mendoza 1B
Jeff Gray P	Jeff Gray P	Matt Diaz OF	Matt Diaz OF		
Doug Little P	Doug Little P	Brian Cox OF	Brian Cox OF	<b>2018</b>	Jackson Lueck UT/DH
Vince Calandra DH	Vince Calandra DH	<b>1999</b>	John Ford-Griffin OF	Drew Mendoza 3B	Drew Mendoza 3B
		John Ford-Griffin OF	John Ford-Griffin OF	Drew Parrish P	Drew Parrish P
<b>1985</b>	Frank Fazzini OF	<b>2000</b>	Marshall McDougall 2B	Cal Raleigh C	Cal Raleigh C
Paul Sorrento OF	Paul Sorrento OF				
Vince Calandra INF	Vince Calandra INF				
Jimmy Jones INF	Jimmy Jones INF				
Doug Little P	Doug Little P				
Richie Lewis P	Richie Lewis P				
<b>1986</b>	Paul Sorrento OF				
Luis Alicea INF	Luis Alicea INF				
Mike Loynd P	Mike Loynd P				

**1992**  
**GREENVILLE, SC (3-2)**  
**Sunday, May 10**

	R	H	E
#6 Wake Forest	1	3	2
#2 Florida State	6	8	0

**MONDAY, MAY 11**

#2 Florida State	2	10	0
#1 Clemson	5	9	0

**TUESDAY, MAY 12**

#2 Florida State	7	12	1
#7 North Carolina	3	8	0

#3 NC State	0	4	1
#2 Florida State	1	4	0

**WEDNESDAY, MAY 13**

#1 Clemson	11	10	0
#2 Florida State	0	7	3

**1993**  
**GREENVILLE, SC (3-2)**  
**SUNDAY, MAY 16**

	R	H	E
#5 Clemson	6	11	2
#3 Florida State	1	9	0

**MONDAY, MAY 17**

#3 Florida State	11	12	0
#8 Virginia	2	6	2

**TUESDAY, MAY 18**

#1 Georgia Tech	2	8	1
#3 Florida State	5	8	2

**WEDNESDAY, MAY 19**

#3 Florida State	7	9	1
#5 Clemson	5	13	0

**THURSDAY, MAY 20**

#2 NC State	5	9	0
#3 Florida State	1	10	2

**1994**  
**GREENVILLE, SC (4-2)**  
**WEDNESDAY, MAY 18**

	R	H	E
#5 NC State	6	11	1
#4 Florida State	5	9	0

**THURSDAY, MAY 19**

#4 Florida State	7	15	1
#8 Maryland	1	5	2

**FRIDAY, MAY 20**

#7 Wake Forest	3	7	4
#4 Florida State	18	22	1

**SATURDAY, MAY 21**

#4 Florida State	10	13	1
#1 Clemson	4	11	3

#5 NC State	4	8	0
#4 Florida State	7	10	1

**SUNDAY, MAY 22 - CHAMPIONSHIP GAME**

#4 Florida State	1	5	0
#1 Clemson	4	7	2

**1995**  
**GREENVILLE, SC (5-1)**  
**WEDNESDAY, MAY 17**

	R	H	E
#7 Virginia	0	3	2
#2 Florida State	6	9	0

**THURSDAY, MAY 18**

#2 Florida State	12	8	3
#6 NC State	6	11	1

**FRIDAY, MAY 19**

#1 Clemson	11	13	1
#2 Florida State	0	3	5

**SATURDAY, MAY 20**

#2 Florida State	10	12	0
#4 North Carolina	1	7	2

#2 Florida State	12	14	1
#1 Clemson	2	4	2

**SUNDAY, MAY 21 - CHAMPIONSHIP GAME**

#1 Clemson	2	5	2
#2 Florida State	8	10	1

**1996**  
**DURHAM, NC (4-2)**  
**WEDNESDAY, MAY 15**

	R	H	E
#8 Wake Forest	4	9	3
#1 Florida State	8	15	2

**THURSDAY, MAY 16**

#1 Florida State	2	6	0
#5 Virginia	3	7	0

**FRIDAY, MAY 17**

#1 Florida State	7	6	1
#7 Duke	3	14	1

**SATURDAY, MAY 18**

#2 Clemson	1	6	2
#1 Florida State	2	4	0

#5 Virginia	2	8	0
#1 Florida State	8	13	1

**SUNDAY, MAY 19 - CHAMPIONSHIP GAME**

#1 Florida State	1	2	2
#5 Virginia	12	15	2

**1997**  
**ST. PETERSBURG, FL (5-0)**  
**WEDNESDAY, MAY 14**

	R	H	E
#7 Duke	2	5	1
#2 Florida State	4	6	5

**THURSDAY, MAY 15**

#3 NC State	3	5	2
#2 Florida State	5	6	1

**FRIDAY, MAY 16**

#2 Florida State	8	11	1
#4 Clemson	4	7	1

**SATURDAY, MAY 17**

#2 Florida State	12	17	0
#7 Duke	2	9	2

**CHAMPIONSHIP GAME**

#4 Clemson	0	2	1
#2 Florida State	10	9	0

**1998**  
**DURHAM, NC (4-2)**  
**WEDNESDAY, MAY 13**

	R	H	E
#9 Virginia	1	5	1
#1 Florida State	4	12	1

**THURSDAY, MAY 14**

#1 Florida State	14	12	2
#5 Wake Forest	1	7	5

**FRIDAY, MAY 15**

#1 Florida State	13	22	2
#6 North Carolina	11	6	2

(10 innings)

**SATURDAY, MAY 16**

#4 NC State	6	12	2
#1 Florida State	13	13	1

#1 Florida State	1	4	3
#5 Wake Forest	2	8	1

**SUNDAY, MAY 17 - CHAMPIONSHIP GAME**

#5 Wake Forest	6	13	2
#1 Florida State	3	6	0

**1999**  
**DURHAM, NC (2-2)**  
**WEDNESDAY, MAY 19**

	R	H	E
#8 Maryland	1	4	1
#1 Florida State	4	9	1

**THURSDAY, MAY 20**

#1 Florida State	7	12	1
#5 Georgia Tech	3	11	2

**FRIDAY, MAY 21**

#2 Wake Forest	4	11	0
#1 Florida State	0	7	2

**SATURDAY, MAY 22**

#3 Clemson	8	10	0
#1 Florida State	7	9	2

**2000**  
**FORT MILL, SC (2-2)**  
**WEDNESDAY, MAY 17**

	R	H	E
#6 NC State	6	9	2
#3 Florida State	8	10	4

**THURSDAY, MAY 18**

#3 Florida State	4	6	1
#2 Clemson	8	12	0

**FRIDAY, MAY 19**

#3 Florida State	4	8	3
#5 North Carolina	1	9	0

**SATURDAY, MAY 20**

#1 Georgia Tech	10	15	1
#3 Florida State	3	8	4

**2001**  
**FORT MILL, SC (3-2)**  
**WEDNESDAY, MAY 16**

	R	H	E
#8 NC State	5	8	7
#1 Florida State	11	7	1

**THURSDAY, MAY 17**

#1 Florida State	5	14	4
#4 Georgia Tech	6	16	0

(10 innings)

**FRIDAY, MAY 18**

#2 Clemson	4	7	0
#1 Florida State	5	17	1

**SATURDAY, MAY 19**

#1 Florida State	15	19	1
#3 Wake Forest	2	5	2

#8 NC State	8	10	0
#1 Florida State	4	10	3

**2002**  
**ST. PETERSBURG, FL (5-0)**  
**WEDNESDAY, MAY 22**

	R	H	E
#9 Duke	7	9	0
#1 Florida State	10	14	0

**THURSDAY, MAY 23**

#1 Florida State	9	11	3
#4 Clemson	4	7	1

**FRIDAY, MAY 24**

#1 Florida State	5	9	0
#2 Wake Forest	2	8	0

**SATURDAY, MAY 25**

#5 Georgia Tech	4	6	2
#1 Florida State	7	9	2

**CHAMPIONSHIP GAME**

#4 Clemson	1	8	1
#1 Florida State	4	10	0

**2003**  
**SALEM, VA (3-2)**  
**THURSDAY, MAY 22**

	R	H	E
#9 Duke	0	6	4
#1 Florida State	13	14	0

**FRIDAY, MAY 23**

#1 Florida State	2	10	2
#5 North Carolina	3	10	0

(10 innings)

**SATURDAY, MAY 24**

#6 Virginia	0	6	0
#1 Florida State	2	7	0

#1 Florida State	17	18	2
#3 NC State	6	8	3

**SUNDAY, MAY 25**

#2 Georgia Tech	10	12	2
#1 Florida State	7	7	2

**2004**  
**SALEM, VA (5-1)**  
**WEDNESDAY, MAY 26**

	R	H	E
#6 NC State	5	12	0
#3 Florida State	6	11	1

**THURSDAY, MAY 27**

#3 Florida State	6	11	2
#7 Duke	3	9	1

**FRIDAY, MAY 28**

#3 Florida State	4	9	3
#1 Georgia Tech	13	15	1

**SATURDAY, MAY 29**

#5 North Carolina	7	12	4
#3 Florida State	8	15	4

(11 innings)

#1 Georgia Tech	7	9	2
#3 Florida State	8	15	4

**SUNDAY, MAY 30 - CHAMPIONSHIP GAME**

#3 Florida State	17	20	3
#1 Georgia Tech	5	9	3

**2005**  
**JACKSONVILLE, FL (2-2)**  
**WEDNESDAY, MAY 25**

	R	H	E
#5 North Carolina	2	9	3
#4 Florida State	3	9	3

(12 innings)

**THURSDAY, MAY 26**

#4 Florida State	4	9	0
#1 Georgia Tech	5	10	1

**FRIDAY, MAY 27**

#8 Wake Forest	3	10	1
#4 Florida State	7	6	2

**SATURDAY, MAY 28**

#1 Georgia Tech	18	14	0
#4 Florida State	2	7	4

(7 innings)

**2006**  
**JACKSONVILLE, FL (3-2)**  
**WEDNESDAY, MAY 24**

	R	H	E
#6 Florida State	2	8	2
#3 Virginia	6	6	0

**THURSDAY, MAY 25**

#2 North Carolina	6	11	0
#6 Florida State	7	9	0



## FRIDAY, MAY 26

#3 Virginia	0	8	1
#6 Florida State	11	13	0

(7 innings)

## SATURDAY, MAY 27

#6 Florida State	7	10	1
#7 NC State	3	10	1

#7 NC State	8	16	1
#6 Florida State	7	12	1

## 2007 JACKSONVILLE, FL (1-2)

WEDNESDAY, MAY 23	R	H	E
#8 Wake Forest	2	7	3
#1 Florida State	11	14	2

#1 Florida State	3	8	1
#5 Miami	9	11	1

#1 Florida State	1	6	1
#4 Clemson	5	10	1

## 2008 JACKSONVILLE, FL (2-1)

WEDNESDAY, MAY 21	R	H	E
#7 Wake Forest	3	7	1
#2 Florida State	8	11	1

#2 Florida State	3	9	1
#6 Virginia	5	11	1

#2 Florida State	9	12	0
#3 North Carolina	6	10	2

## 2009 DURHAM, NC (2-2)

WEDNESDAY, MAY 20	R	H	E
#8 Boston College	2	9	1
#1 Florida State	7	7	0

#1 Florida State	4	6	0
#5 Miami	2	4	2

#4 Georgia Tech	9	10	0
#1 Florida State	2	10	1

#6 Virginia	6	8	0
#1 Florida State	3	9	3

## 2010 GREENSBORO, NC (3-1)

WEDNESDAY, MAY 26	R	H	E
#5 Florida State	3	6	1
#4 Miami	9	7	2

#5 Florida State	11	14	0
#1 Virginia	4	6	0

#8 Boston College	2	5	1
#5 Florida State	12	15	1

#7 NC State	3	7	1
#5 Florida State	8	12	0

#7 NC State	7	10	0
#2 Florida State	0	4	2

## THURSDAY, MAY 26

#2 Florida State	6	13	0
#6 Clemson	3	10	0

#3 Georgia Tech	2	7	2
#2 Florida State	4	7	2

#2 Florida State	2	8	0
#1 Virginia	7	6	2

## 2012 GREENSBORO, NC (0-3)

WEDNESDAY, MAY 23	R	H	E
#8 Georgia Tech	5	7	1
#1 Florida State	4	7	0

#1 Florida State	7	11	2
#5 Clemson	9	11	0

#1 Florida State	0	5	2
#4 Virginia	7	12	0

## 2013 DURHAM, NC (0-3)

WEDNESDAY, MAY 22	R	H	E
#7 Georgia Tech	4	9	0
#2 Florida State	3	6	0

#2 Florida State	2	7	0
#6 Virginia Tech	3	8	0

#2 Florida State	4	8	3
#3 Virginia	7	13	0

(12 innings)

## 2014 GREENSBORO, NC (2-1)

WEDNESDAY, MAY 21	R	H	E
#7 North Carolina	1	6	1
#2 Florida State	7	9	1

#2 Florida State	3	4	3
#6 Maryland	5	7	1

#3 Virginia	4	8	1
#2 Florida State	6	8	0

## 2015 DURHAM, NC (4-0)

WEDNESDAY, MAY 20	R	H	E
#5 Clemson	1	6	0
#4 Florida State	3	3	2

#4 Florida State	8	12	1
#8 North Carolina	4	8	1

#1 Louisville	0	6	1
#4 Florida State	6	7	1

#6 NC State	2	5	0
#4 Florida State	6	8	0

## 2016 DURHAM, NC (3-1)

WEDNESDAY, MAY 25	R	H	E
#5 NC State	3	7	0
#4 Florida State	7	8	1

## THURSDAY, MAY 26

#4 Florida State	6	10	1
#9 Georgia Tech	1	6	0

#1 Miami	4	8	0
#4 Florida State	5	11	0

#6 Clemson	18	15	1
#4 Florida State	13	11	4

## 2017 LOUISVILLE, KY (4-0)

WEDNESDAY, MAY 24	R	H	E
#12 Notre Dame	3	14	0
#8 Florida State	5	8	0

(12 innings)

#8 Florida State	6	10	3
#1 Louisville	2	4	0

#9 Duke	1	5	1
#8 Florida State	5	11	0

## 2018 DURHAM, NC (4-0)

TUESDAY, MAY 22	R	H	E
#10 Virginia	2	6	1
#6 Florida State	3	9	0

(11 innings)

#6 Florida State	5	10	3
#3 NC State	2	5	0

#6 Florida State	5	7	1
#2 Clemson	4	5	0

## 2019 DURHAM, NC (4-0)

TUESDAY, MAY 22	R	H	E
#10 Virginia	2	6	1
#6 Florida State	3	9	0

(11 innings)

#6 Florida State	11	11	0
#5 Louisville	8	11	3

(10 innings)

## ALL-TIME ACC TOURNAMENT RECORDS

### Year-By-Year Record

1992: Greenville, SC	3-2
1993: Greenville, SC	3-2
1994: Greenville, SC	4-2
1995: Greenville, SC	5-1
1996: Durham, NC	4-2
1997: St. Petersburg, FL	5-0
1998: Durham, NC	4-2
1999: Durham, NC	2-2
2000: Fort Mill, SC	2-2
2001: Fort Mill, SC	3-2
2002: St. Petersburg, FL	5-0
2003: Salem, VA	3-2
2004: Salem, VA	5-1
2005: Jacksonville, FL	2-2
2006: Jacksonville, FL	3-2
2007: Jacksonville, FL	1-2
2008: Jacksonville, FL	2-1
2009: Durham, NC	2-2
2010: Greensboro, NC	3-1
2011: Durham, NC	2-2
2012: Greensboro, NC	0-3
2013: Durham, NC	0-3
2014: Greensboro, NC	2-1
2015: Durham, NC	4-0
2016: Durham, NC	3-1
2017: Louisville, KY	4-0
2018: Durham, NC	4-0
Totals	80-40

Bold denotes played in ACC Finals  
Underline means won title

### Record vs. Opponents

Boston College	2-0
Clemson	13-10
Duke	7-0
Georgia Tech	7-9
Louisville	3-0
Maryland	2-1
Miami	2-2
NC State	14-5
North Carolina	11-1
Notre Dame	1-0
Virginia	9-8
Virginia Tech	0-1
Wake Forest	9-3

### Record vs. Opponents in Finals

Clemson	3-2
(1994, 1995, 1997, 2002, 2016)	
NC State	2-0
(2010, 2015)	
Georgia Tech	1-0
(2004)	
Louisville	1-0
(2018)	
North Carolina	1-0
(2017)	
Virginia	0-3
(1996, 2009, 2011)	
Wake Forest	0-1
(1998)	

Underline denotes won championship

### Record by Location

City, State	Record	Last	Titles
Durham, NC	25-14	2018	'16, '18
Louisville, KY	4-0	2017	'17
Greensboro, NC	5-5	2014	'10
Jacksonville, FL	8-7	2008	-
Salem, VA	8-3	2004	'04
St. Petersburg, FL	10-0	2002	'97, '02
Fort Mill, SC	5-4	2001	-
Greenville, SC	15-7	1995	'95

## 1956 (1-2)

DISTRICT 3 PLAYOFFS		GASTONIA, N.C.	
6/1/56	vs. Duke	W	2-1
6/2/56	vs. Duke	L	2-4
6/2/56	vs. Duke	L	6-7

## 1957 (3-3)

DISTRICT 3 PLAYOFFS		GASTONIA, N.C.	
5/31/57	vs. Georgia Southern	W	5-3
5/31/57	vs. Duke	W	3-2
6/1/57	vs. Duke	L	6-8
6/3/57	vs. Duke	W	4-1

## COLLEGE WORLD SERIES

		OMAHA, NEB.	
6/8/57	vs. Penn State	L	0-7
6/9/57	vs. Connecticut	L	3-5

## 1958 (1-2)

DISTRICT 3 PLAYOFFS		GASTONIA, N.C.	
6/5/58	vs. George Washington	W	3-1
6/7/58	vs. Florida	L	1-2
6/7/58	vs. Clemson	L	5-8

## 1959 (2-2)

DISTRICT 3 PLAYOFFS		GASTONIA, N.C.	
6/4/59	vs. George Washington	W	3-2
6/5/59	vs. Clemson	L	2-24
6/5/59	vs. Georgia Tech	W	16-9
6/6/59	vs. Clemson	L	0-5

## 1961 (1-2)

DISTRICT 3 PLAYOFFS		GASTONIA, N.C.	
6/1/61	vs. West Virginia	W	3-1
6/1/61	vs. Duke	L	2-7
6/2/61	vs. West Virginia	L	3-4

## 1962 (6-3)

DISTRICT 3 PLAYOFFS		GASTONIA, N.C.	
5/30/62	vs. Florida	L	0-1
6/1/62	vs. West Virginia	W	6-5
6/2/62	vs. Florida	W	3-1
6/4/62	vs. Wake Forest	W	10-8
6/4/62	vs. Wake Forest	W	3-2

## COLLEGE WORLD SERIES

		OMAHA, NEB.	
6/11/62	vs. Santa Clara	W	5-1
6/12/62	vs. Ithaca	W	5-4
6/13/62	vs. Michigan	L	7-10
6/14/62	vs. Santa Clara	L	6-11

## 1963 (4-3)

DISTRICT 3 PLAYOFFS		GASTONIA, N.C.	
5/30/63	vs. Auburn	W	4-3
5/30/63	vs. Wake Forest	W	12-4
6/1/63	vs. Wake Forest	L	5-6
6/1/63	vs. Wake Forest	W	11-5

## COLLEGE WORLD SERIES

		OMAHA, NEB.	
6/10/63	vs. Western Michigan	W	5-2
6/11/63	vs. Arizona	L	3-4 (11)
6/12/63	vs. USC	L	3-4

## 1965 (5-3)

DISTRICT 3 PLAYOFFS		GASTONIA, N.C.	
5/26/65	vs. Mississippi State	L	3-6
5/27/65	vs. Maryland	W	7-3
5/28/65	vs. Mississippi State	W	6-2
5/29/65	vs. Furman	W	2-1
5/29/65	vs. Furman	W	7-5

## COLLEGE WORLD SERIES

		OMAHA, NEB.	
6/7/65	vs. Ohio State	L	1-2
6/8/65	vs. Texas	W	3-2
6/9/65	vs. St. Louis	L	3-5

## FSU IN THE NCAA TOURNAMENT

All-Time Record:	District/Regionals: 146-59	Super Regionals: 16-23	College World Series: 29-44	191-126
------------------	----------------------------	------------------------	-----------------------------	---------

Appearances	56
First Appearance	1956
Last Appearance	2018
Consecutive Appearances	41 (1978-2018), the longest active streak in the country

## FSU IN THE COLLEGE WORLD SERIES

All-Time CWS Record	29-44
Appearances	22
First Appearance	1957
Last Appearance	2017
Consecutive Appearances	3; 1994-1996 & 1998-2000
Top Finish	Second (1970, 1986, 1999)
CWS Appearances	1957, 62, 63, 65, 70, 75, 80, 86, 87, 89, 91, 92, 94, 95, 96, 98, 99, 2000, 08, 10, 12, 17

## 1966 (3-2)

DISTRICT 3 PLAYOFFS		GASTONIA, N.C.	
6/2/66	vs. Mississippi State	L	3-4
6/3/66	vs. East Carolina	W	6-3
6/3/66	vs. Mississippi State	W	7-0
6/4/66	vs. North Carolina	W	6-5
6/4/66	vs. North Carolina	L	4-6

## 1967 (1-2)

DISTRICT 3 PLAYOFFS		GASTONIA, N.C.	
6/2/67	vs. Clemson	W	5-3
6/3/67	vs. Auburn	L	3-13
6/3/67	vs. Clemson	L	4-6

## 1968 (3-2)

DISTRICT 3 PLAYOFFS		GASTONIA, N.C.	
5/30/68	vs. East Carolina	L	1-2
5/31/68	vs. Alabama	W	6-1
6/1/68	vs. East Carolina	W	3-2
6/1/68	vs. NC State	W	15-12
6/3/68	vs. NC State	L	1-4

## 1970 (7-2)

DISTRICT 3 PLAYOFFS		GASTONIA, N.C.	
5/28/70	vs. East Carolina	W	2-0
5/29/70	vs. Maryland	W	10-1
5/30/70	vs. Mississippi State	W	5-4

## COLLEGE WORLD SERIES

		OMAHA, NEB.	
6/13/70	vs. Arizona	W	4-0
6/14/70	vs. Dartmouth	W	6-0
6/15/70	vs. Texas	L	1-5
6/16/70	vs. Ohio	W	2-0
6/17/70	vs. Texas	W	11-2
6/18/70	vs. USC	L	1-2 (15)

## 1972 (1-2)

DISTRICT 3 PLAYOFFS		GASTONIA, N.C.	
6/1/72	vs. South Alabama	L	5-6
6/2/72	vs. Richmond	W	10-5
6/3/72	vs. Ole Miss	L	3-8

## 1975 (3-2)

NCAA REGIONAL		STARKVILLE, MISS.	
5/23/75	vs. Miami	W	1-0
5/24/75	vs. LSU	W	4-2
5/25/75	vs. Miami	W	6-5

## COLLEGE WORLD SERIES

		OMAHA, NEB.	
6/7/75	vs. Eastern Michigan	L	1-2
6/8/75	vs. Seton Hall	L	0-11

## 1976 (1-2)

NCAA REGIONAL		TALLAHASSEE, FLA.	
5/21/76	Jacksonville	W	6-1
5/24/76	Auburn	L	1-2
5/24/76	Jacksonville	L	7-9

## 1978 (0-2)

NCAA REGIONAL		MIAMI, FLA.	
5/19/78	vs. Marshall	L	0-4
5/20/78	at Miami	L	2-7

## 1979 (0-2)

NCAA REGIONAL		TALLAHASSEE, FLA.	
5/25/79	Florida	L	5-9
5/26/79	Delaware	L	6-7

## 1980 (3-2)

NCAA REGIONAL		TALLAHASSEE, FLA.	
5/22/80	New Orleans	W	10-8
5/24/80	Western Kentucky	W	19-7
5/25/80	Western Kentucky	W	10-5

## COLLEGE WORLD SERIES

		OMAHA, NEB.	
5/30/80	vs. Hawaii	L	6-7
5/31/80	vs. Arizona	L	3-5

## 1981 (2-2)

NCAA REGIONAL		MIAMI, FLA.	
5/21/81	vs. Florida	W	5-1
5/22/81	vs. Minnesota	W	9-5
5/23/81	at Miami	L	6-14
5/23/81	vs. Florida	L	4-5

## 1982 (1-2)

NCAA REGIONAL		AUSTIN, TEXAS	
5/28/82	Eastern Michigan	L	2-7
5/29/82	Ohio State	W	8-3
5/30/82	Oklahoma	L	5-6

## 1983 (1-2)

NCAA REGIONAL		TALLAHASSEE, FLA.	
5/27/83	South Alabama	W	8-2
5/28/83	Alabama	L	5-7
5/29/83	Miami	L	5-10

## 1984 (0-2)

NCAA REGIONAL		TALLAHASSEE, FLA.	
5/24/84	Stetson	L	7-10
5/25/84	East Carolina	L	4-7

**1985 (2-2)**  
**NCAA REGIONAL** TALLAHASSEE, FLA.  
 5/23/85 George Mason W 11-0  
 5/24/85 Georgia Tech W 9-1  
 5/25/85 Arkansas L 6-7  
 5/25/85 Georgia Tech L 3-8

**1986 (7-2)**  
**NCAA REGIONAL** TALLAHASSEE, FLA.  
 5/22/86 NC State W 10-6  
 5/23/86 Texas A&M W 12-9  
 5/24/86 USF W 11-7

**COLLEGE WORLD SERIES** OMAHA, NEB.  
 5/31/86 vs. Indiana State W 5-3  
 6/3/86 vs. Miami W 7-2  
 6/6/86 vs. Arizona L 5-9  
 6/7/86 vs. Oklahoma State W 6-5  
 6/8/86 vs. Miami W 4-3  
 6/9/86 vs. Arizona L 2-10

**1987 (5-3)**  
**NCAA REGIONAL** TALLAHASSEE, FLA.  
 5/21/87 East Carolina W 10-5  
 5/22/87 Miami W 5-2  
 5/23/87 South Alabama W 12-3  
 5/24/87 South Alabama L 3-6  
 5/24/87 South Alabama W 9-2

**COLLEGE WORLD SERIES** OMAHA, NEB.  
 5/29/87 vs. LSU L 2-6 (10)  
 5/31/87 vs. Arizona State W 3-0  
 6/3/87 vs. Texas L 4-6 (10)

**1988 (2-2)**  
**NCAA REGIONAL** TALLAHASSEE, FLA.  
 5/25/88 Stetson W 10-3  
 5/27/88 Tulane W 8-6  
 5/28/88 Florida L 3-9  
 5/29/88 Stetson L 2-7

**1989 (6-2)**  
**NCAA REGIONAL** TALLAHASSEE, FLA.  
 5/25/89 Rider W 13-7  
 5/26/89 USF W 8-1  
 5/27/89 Auburn W 7-6  
 5/28/89 Clemson W 8-1

**COLLEGE WORLD SERIES** OMAHA, NEB.  
 6/2/89 vs. North Carolina W 4-2  
 6/4/89 vs. Wichita State W 4-2  
 6/7/89 vs. Wichita State L 4-7  
 6/8/89 vs. Wichita State L 9-12

**1990 (4-2)**  
**NCAA REGIONAL** STARKVILLE, MISS.  
 5/24/90 vs. Lafayette W 7-2  
 5/25/90 vs. Central Michigan W 4-2  
 5/26/90 at Mississippi State L 8-11  
 5/26/90 vs. Illinois W 6-4  
 5/27/90 at Mississippi State W 11-9  
 5/27/90 at Mississippi State L 3-4

**1991 (4-2)**  
**NCAA REGIONAL** TALLAHASSEE, FLA.  
 5/23/91 Coastal Carolina W 6-0  
 5/24/91 Florida International W 6-3  
 5/25/91 Alabama W 5-2  
 5/26/91 Alabama W 6-5

**COLLEGE WORLD SERIES** OMAHA, NEB.  
 5/31/91 vs. Fresno State L 3-6  
 6/2/91 vs. Florida L 0-5

## SEMINOLES ON CWS ALL-TOURNAMENT TEAM

1963	Woody Woodward, Jr., SS
1970	Gene Ammann, Jr., P*
1970	John Grubb, Jr., OF
1986	Luis Alicea, Jr., 2B
1986	Bien Figureoa, Sr., SS
1986	Paul Sorrento, Jr., OF
1986	Richie Lewis, So., P
1989	Rocky Rau, Jr., 2B
1995	Doug Mientkiewicz, Jr., 1B
1995	J.D. Drew, Fr., OF
1999	Marshall McDougall, Jr., 2B*
1999	Matt Diaz, So., OF
1999	Jeremiah Klosterman, Sr., C
1999	Sam Scott, Jr., DH
1999	Chris Chavez, Sr., P
2000	Jon McDonald, Jr., P
2012	Sherman Johnson, Sr., 3B
2012	Devon Travis, Jr., 2B
2017	Drew Mendoza, Fr., 1B
2017	Dylan Busby, Jr., 3B

\*College World Series Most Outstanding Player

**1992 (6-3)**  
**NCAA REGIONAL** TALLAHASSEE, FLA.  
 5/21/92 Western Carolina L 0-1  
 5/22/92 Stetson W 2-0  
 5/23/92 Kent State W 4-2  
 5/23/92 Stanford W 9-4  
 5/24/92 Western Carolina W 4-3  
 5/24/92 Western Carolina W 18-3

**COLLEGE WORLD SERIES** OMAHA, NEB.  
 5/29/92 vs. Cal State Fullerton L 2-7  
 5/31/92 vs. California W 5-4  
 6/2/92 vs. Cal State Fullerton L 0-6

**1993 (2-2)**  
**NCAA REGIONAL** TALLAHASSEE, FLA.  
 5/27/93 USF W 4-2  
 5/28/93 Notre Dame W 7-3  
 5/29/93 Long Beach State L 1-4  
 5/29/93 Notre Dame L 3-4

**1994 (5-2)**  
**NCAA REGIONAL** TALLAHASSEE, FLA.  
 5/26/94 Central Michigan W 8-6  
 5/27/94 Jacksonville W 5-1  
 5/28/94 Jacksonville W 5-1  
 5/30/94 BYU W 7-1

**COLLEGE WORLD SERIES** OMAHA, NEB.  
 6/3/94 vs. LSU W 6-3  
 6/5/94 vs. Georgia Tech L 4-12 (10)  
 6/7/94 vs. Cal State Fullerton L 3-10

**1995 (5-2)**  
**NCAA REGIONAL** TALLAHASSEE, FLA.  
 5/25/95 Troy W 18-3  
 5/26/95 South Alabama W 7-2  
 5/27/95 Old Dominion W 7-2  
 5/28/95 Ole Miss W 13-1

**COLLEGE WORLD SERIES** OMAHA, NEB.  
 6/2/95 vs. Oklahoma W 3-2  
 6/4/95 vs. Miami L 2-4  
 6/6/95 vs. USC L 11-16

**1996 (5-2)**  
**NCAA REGIONAL** STANFORD, CALIF.  
 5/23/96 vs. Northeastern Illinois W 16-0  
 5/24/96 vs. UC Santa Barbara W 10-1  
 5/25/96 at Stanford W 5-4  
 5/26/96 vs. Cal State Northridge W 9-2

**COLLEGE WORLD SERIES** OMAHA, NEB.  
 6/1/96 vs. Florida L 2-5  
 6/3/96 vs. Wichita State W 8-4  
 6/4/96 vs. Florida L 3-6

**1997 (4-2)**  
**NCAA REGIONAL** TALLAHASSEE, FLA.  
 5/22/97 Marist W 4-2  
 5/23/97 UCF W 16-2  
 5/24/97 Auburn L 7-8  
 5/24/97 USF W 6-5  
 5/25/97 Auburn W 9-7  
 5/25/97 Auburn L 2-5

**1998 (4-2)**  
**NCAA REGIONAL** TALLAHASSEE, FLA.  
 5/21/98 Liberty W 10-7  
 5/22/98 Delaware W 27-6  
 5/23/98 Oklahoma W 23-2  
 5/24/98 Auburn W 16-10

**COLLEGE WORLD SERIES** OMAHA, NEB.  
 5/29/98 vs. Arizona State L 10-11  
 5/31/98 vs. Long Beach State L 4-7

**1999 (9-2)**  
**NCAA REGIONAL** TALLAHASSEE, FLA.  
 5/28/99 The Citadel W 24-6  
 5/29/99 Jacksonville W 9-2  
 5/30/99 Providence W 14-3

**NCAA SUPER REGIONAL** TALLAHASSEE, FLA.  
 6/4/99 Auburn W 10-2  
 6/5/99 Auburn W 6-3

**COLLEGE WORLD SERIES** OMAHA, NEB.  
 6/12/99 vs. Texas A&M W 7-3  
 6/14/99 vs. Stanford L 6-10  
 6/16/99 vs. Cal State Fullerton W 7-2  
 6/17/99 vs. Stanford W 8-6  
 6/18/99 vs. Stanford W 14-11 (13)  
 6/19/99 vs. Miami L 5-6

**2000 (8-4)**  
**NCAA REGIONAL** TALLAHASSEE, FLA.  
 5/26/00 Bethune-Cookman W 6-3  
 5/27/00 UCF L 8-9  
 5/27/00 Evansville W 11-2  
 5/28/00 UCF W 6-1  
 5/28/00 UCF W 8-1

**NCAA SUPER REGIONAL** TALLAHASSEE, FLA.  
 6/2/00 Miami W 9-2  
 6/3/00 Miami L 5-7  
 6/4/00 Miami W 6-1

**COLLEGE WORLD SERIES** OMAHA, NEB.  
 6/10/00 vs. USC L 4-6  
 6/12/00 vs. Texas W 6-2  
 6/14/00 vs. USC W 3-2  
 6/15/00 vs. LSU L 3-6



# NCAA TOURNAMENT

**2001 (4-2)**

NCAA REGIONAL	TALLAHASSEE, FLA.
5/25/01 Bethune-Cookman	W 8-1
5/26/01 Auburn	W 10-6
5/27/01 Auburn	W 9-6

NCAA SUPER REGIONAL	ATHENS, GA.
6/2/01 at Georgia	L 7-8
6/3/01 at Georgia	W 11-6
6/4/01 at Georgia	L 3-8

**2002 (4-2)**

NCAA REGIONAL	TALLAHASSEE, FLA.
5/31/02 Stetson	W 11-8
6/1/02 UCF	W 7-3
6/2/02 USF	W 13-6

NCAA SUPER REGIONAL	TALLAHASSEE, FLA.
6/7/02 Notre Dame	L 4-10
6/9/02 Notre Dame	W 12-5
6/10/02 Notre Dame	L 1-3

**2003 (4-3)**

NCAA REGIONAL	TALLAHASSEE, FLA.
5/30/03 Jacksonville	W 6-0
5/31/03 South Alabama	L 6-8
5/31/03 Rutgers	W 17-7
6/1/03 South Alabama	W 13-5
6/1/03 South Alabama	W 12-2

NCAA SUPER REGIONAL	TALLAHASSEE, FLA.
6/8/03 Texas	L 3-8
6/9/03 Texas	L 5-6

**2004 (3-3)**

NCAA REGIONAL	TALLAHASSEE, FLA.
6/4/04 Bethune-Cookman	W 10-3
6/5/04 UCF	W 3-2
6/6/04 UCF	L 5-7
6/6/04 UCF	W 19-3

NCAA SUPER REGIONAL	FAYETTEVILLE, ARK.
6/11/04 at Arkansas	L 5-7
6/12/04 at Arkansas	L 2-4

**2005 (3-2)**

NCAA REGIONAL	TALLAHASSEE, FLA.
6/3/05 Army	W 3-2
6/4/05 Auburn	W 4-3
6/5/05 Auburn	W 10-4

NCAA SUPER REGIONAL	GAINESVILLE, FLA.
6/10/05 at Florida	L 1-8
6/11/05 at Florida	L 5-8

**2006 (2-2)**

NCAA REGIONAL	ATHENS, GA.
6/3/06 vs. Jacksonville	W 18-0
6/3/06 at Georgia	W 6-4
6/4/06 at Georgia	L 1-7
6/5/06 at Georgia	L 2-3

**2007 (1-2)**

NCAA REGIONAL	TALLAHASSEE, FLA.
6/1/07 Bethune-Cookman	W 6-2
6/2/07 Mississippi State	L 0-3
6/3/07 Stetson	W 17-1
6/3/07 Mississippi State	L 4-9

**2008 (6-4)**

NCAA REGIONAL	TALLAHASSEE, FLA.
5/30/08 Bucknell	L 0-7
5/31/08 Florida	W 17-11
6/1/08 Bucknell	W 24-9
6/1/08 Tulane	W 17-8
6/2/08 Tulane	W 16-7

NCAA SUPER REGIONAL	TALLAHASSEE, FLA.
6/6/08 Wichita State	L 7-10
6/7/08 Wichita State	W 14-4
6/8/08 Wichita State	W 11-4

COLLEGE WORLD SERIES	OMAHA, NEB.
6/14/08 vs. Stanford	L 5-16
6/16/08 vs. Miami	L 5-7

**2009 (3-2)**

NCAA REGIONAL	TALLAHASSEE, FLA.
5/29/09 Marist	W 16-4
5/30/09 Georgia	W 8-2
5/31/09 Ohio State	W 37-6

NCAA SUPER REGIONAL	TALLAHASSEE, FLA.
6/5/09 Arkansas	L 2-7
6/6/09 Arkansas	L 8-9

**2010 (6-3)**

NCAA REGIONAL	NORWICH, CONN.
6/4/10 vs. Central Conn. State	W 11-3
6/5/10 vs. Oregon	W 6-4
6/6/10 vs. Oregon	W 5-3

NCAA SUPER REGIONAL	TALLAHASSEE, FLA.
6/11/10 Vanderbilt	W 9-8
6/12/10 Vanderbilt	L 2-6
6/13/10 Vanderbilt	W 7-6

COLLEGE WORLD SERIES	OMAHA, NEB.
6/19/10 vs. TCU	L 1-8
6/21/10 vs. Florida	W 8-5
6/23/10 vs. TCU	L 7-11

**2011 (4-2)**

NCAA REGIONAL	TALLAHASSEE, FLA.
6/3/11 Bethune-Cookman	W 6-5
6/4/11 Alabama	W 9-5
6/6/11 Alabama	W 11-1

NCAA SUPER REGIONAL	TALLAHASSEE, FLA.
6/11/11 Texas A&M	L 2-6
6/12/11 Texas A&M	W 23-9
6/13/11 Texas A&M	L 2-11

**2012 (7-2)**

NCAA REGIONAL	TALLAHASSEE, FLA.
6/1/12 UAB	W 2-1
6/2/12 Samford	W 8-1
6/3/12 Samford	W 5-2

NCAA SUPER REGIONAL	TALLAHASSEE, FLA.
6/8/12 Stanford	W 17-1
6/10/12 Stanford	W 18-7

COLLEGE WORLD SERIES	OMAHA, NEB.
6/15/12 vs. Arizona	L 3-4 (12)
6/17/12 vs. Stony Brook	W 12-2
6/19/12 vs. UCLA	W 4-1
6/21/12 vs. Arizona	L 3-10

**2013 (3-2)**

NCAA REGIONAL	TALLAHASSEE, FLA.
5/31/13 Savannah State	W 10-0
6/1/13 Troy	W 11-0
6/2/13 Troy	W 11-4

NCAA SUPER REGIONAL	TALLAHASSEE, FLA.
6/8/13 Indiana	L 9-10
6/9/13 Indiana	L 6-11

**2014 (0-2)**

NCAA REGIONAL	TALLAHASSEE, FLA.
5/30/14 Georgia Southern	L 0-7
5/31/14 Alabama	L 5-6

**2015 (3-2)**

NCAA REGIONAL	TALLAHASSEE, FLA.
5/29/15 Mercer	W 5-4 (10)
5/30/15 College of Charleston	W 3-2
6/1/15 College of Charleston	W 8-1

NCAA SUPER REGIONAL	GAINESVILLE, FLA.
6/5/15 at Florida	L 5-13
6/6/15 at Florida	L 4-11

**2016 (4-2)**

NCAA REGIONAL	TALLAHASSEE, FLA.
6/3/16 Alabama State	W 18-6
6/4/16 Southern Miss	W 7-2
6/5/16 South Alabama	W 18-6

NCAA SUPER REGIONAL	GAINESVILLE, FLA.
6/11/16 at Florida	W 3-0
6/12/16 at Florida	L 0-5
6/13/16 at Florida	L 0-7

**2017 (7-3)**

NCAA REGIONAL	TALLAHASSEE, FLA.
6/2/17 Tennessee Tech	L 1-3
6/3/17 UCF	W 6-1
6/4/17 Tennessee Tech	W 5-3
6/4/17 Auburn	W 8-7 (10)
6/5/17 Auburn	W 6-0

NCAA SUPER REGIONAL	TALLAHASSEE, FLA.
6/10/17 Sam Houston State	W 7-6
6/11/17 Sam Houston State	W 19-0

COLLEGE WORLD SERIES	OMAHA, NEB.
6/17/17 vs. LSU	L 4-5
6/19/17 vs. Cal State Fullerton	W 6-4
6/21/17 vs. LSU	L 4-7

**2018 (0-2)**

NCAA REGIONAL	TALLAHASSEE, FLA.
6/1/18 Samford	L 6-7
6/2/18 Mississippi State	L 2-3

## ALL-TIME DISTRICT/REGIONAL RESULTS

6/1/56	vs. Duke	W	2-1
6/2/56	vs. Duke	L	2-4
6/2/56	vs. Duke	L	6-7
5/31/57	vs. Georgia Southern	W	5-3
5/31/57	vs. Duke	W	3-2
6/1/57	vs. Duke	L	6-8
6/3/57	vs. Duke	W	4-1
6/5/58	vs. George Washington	W	3-1
6/7/58	vs. Florida	L	1-2
6/7/58	vs. Clemson	L	5-8
6/4/59	vs. George Washington	W	3-2
6/5/59	vs. Clemson	L	2-24
6/5/59	vs. Georgia Tech	W	16-9
6/6/59	vs. Clemson	L	0-5
6/1/61	vs. West Virginia	W	3-1
6/1/61	vs. Duke	L	2-7
6/2/61	vs. West Virginia	L	3-4
5/30/62	vs. Florida	L	0-1
6/1/62	vs. West Virginia	W	6-5
6/2/62	vs. Florida	W	3-1
6/4/62	vs. Wake Forest	W	10-8
6/4/62	vs. Wake Forest	W	3-2
5/30/63	vs. Auburn	W	4-3
5/30/63	vs. Wake Forest	W	12-4
6/1/63	vs. Wake Forest	L	5-6
6/1/63	vs. Wake Forest	W	11-5
5/26/65	vs. Mississippi State	L	3-6
5/27/65	vs. Maryland	W	7-3
5/28/65	vs. Mississippi State	W	6-2
5/29/65	vs. Furman	W	2-1
5/29/65	vs. Furman	W	7-5
6/2/66	vs. Mississippi State	L	3-4
6/3/66	vs. East Carolina	W	6-3
6/3/66	vs. Mississippi State	W	7-0
6/4/66	vs. North Carolina	W	6-5
6/4/66	vs. North Carolina	L	4-6
6/2/67	vs. Clemson	W	5-3
6/3/67	vs. Auburn	L	3-13
6/3/67	vs. Clemson	L	4-6
5/30/68	vs. East Carolina	L	1-2
5/31/68	vs. Alabama	W	6-1
6/1/68	vs. East Carolina	W	3-2
6/1/68	vs. NC State	W	15-12
6/3/68	vs. NC State	L	1-4
5/28/70	vs. East Carolina	W	2-0
5/29/70	vs. Maryland	W	10-1
5/30/70	vs. Mississippi State	W	5-4
6/1/72	vs. South Alabama	L	5-6
6/2/72	vs. Richmond	W	10-5
6/3/72	vs. Ole Miss	L	3-8
5/23/75	vs. Miami	W	1-0
5/24/75	vs. LSU	W	4-2
5/25/75	vs. Miami	W	6-5
5/21/76	Jacksonville	W	6-1
5/24/76	Auburn	L	1-2
5/24/76	Jacksonville	L	7-9
5/19/78	vs. Marshall	L	0-4
5/20/78	at Miami	L	2-7
5/25/79	Florida	L	5-9
5/26/79	Delaware	L	6-7
5/22/80	New Orleans	W	10-8
5/24/80	Western Kentucky	W	19-7
5/25/80	Western Kentucky	W	10-5
5/21/81	vs. Florida	W	5-1
5/22/81	vs. Minnesota	W	9-5
5/23/81	at Miami	L	6-14
5/23/81	vs. Florida	L	4-5
5/28/82	vs. Eastern Michigan	L	2-7
5/29/82	vs. Ohio State	W	8-3
5/30/82	vs. Oklahoma	L	5-6
5/27/83	South Alabama	W	8-2
5/28/83	Alabama	L	5-7
5/29/83	Miami	L	5-10
5/24/84	Stetson	L	7-10
5/25/84	East Carolina	L	4-7
5/23/85	George Mason	W	11-0
5/24/85	Georgia Tech	W	9-1
5/25/85	Arkansas	L	6-7
5/25/85	Georgia Tech	L	3-8
5/22/86	NC State	W	10-6
5/23/86	Texas A&M	W	12-9
5/24/86	USF	W	11-7
5/21/87	East Carolina	W	10-5
5/22/87	Miami	W	5-2
5/23/87	South Alabama	W	12-3
5/24/87	South Alabama	L	3-6
5/24/87	South Alabama	W	9-2
5/25/88	Stetson	W	10-3
5/27/88	Tulane	W	8-6
5/28/88	Florida	L	3-9
5/29/88	Stetson	L	2-7
5/25/89	Rider	W	13-7
5/26/89	USF	W	8-1
5/27/89	Auburn	W	7-6
5/28/89	Clemson	W	8-1
5/24/90	vs. Lafayette	W	7-2
5/25/90	vs. Central Michigan	W	4-2
5/26/90	at Mississippi State	L	8-11
5/26/90	vs. Illinois	W	6-4
5/27/90	at Mississippi State	W	11-9
5/27/90	at Mississippi State	L	3-4
5/23/91	Coastal Carolina	W	6-0
5/24/91	Florida International	W	6-3
5/25/91	Alabama	W	5-2
5/26/91	Alabama	W	6-5
5/21/92	Western Carolina	L	0-1
5/22/92	Stetson	W	2-0
5/23/92	Kent State	W	4-2
5/23/92	Stanford	W	9-4
5/24/92	Western Carolina	W	4-3
5/24/92	Western Carolina	W	18-3
5/27/93	USF	W	4-2
5/28/93	Notre Dame	W	7-3
5/29/93	Long Beach State	L	1-4
5/29/93	Notre Dame	L	3-4
5/26/94	Central Michigan	W	8-6
5/27/94	Jacksonville	W	5-1
5/28/94	Jacksonville	W	5-1
5/30/94	BYU	W	7-1
5/25/95	Troy	W	18-3
5/26/95	South Alabama	W	7-2
5/27/95	Old Dominion	W	7-2
5/28/95	Ole Miss	W	13-1
5/23/96	vs. Northeastern Illinois	W	16-0
5/24/96	vs. UC Santa Barbara	W	10-1
5/25/96	at Stanford	W	5-4
5/26/96	vs. Cal State Northridge	W	9-2
5/22/97	Marist	W	4-2
5/23/97	UCF	W	16-2
5/24/97	Auburn	L	7-8
5/24/97	USF	W	6-5
5/25/97	Auburn	W	9-7
5/25/97	Auburn	L	2-5
5/21/98	Liberty	W	10-7
5/22/98	Delaware	W	27-6
5/23/98	Oklahoma	W	23-2
5/24/98	Auburn	W	16-10
5/28/99	The Citadel	W	24-6
5/29/99	Jacksonville	W	9-2
5/30/99	Providence	W	14-3
5/26/00	Bethune-Cookman	W	6-3
5/27/00	UCF	L	8-9
5/27/00	Evansville	W	11-2
5/28/00	UCF	W	6-1
5/28/00	UCF	W	8-1
5/25/01	Bethune-Cookman	W	8-1
5/26/01	Auburn	W	10-6
5/27/01	Auburn	W	9-6
5/31/02	Stetson	W	11-8
6/1/02	UCF	W	7-3
6/2/02	USF	W	13-6
5/30/03	Jacksonville	W	6-0
5/31/03	South Alabama	L	6-8
5/31/03	Rutgers	W	17-7
6/1/03	South Alabama	W	13-5
6/1/03	South Alabama	W	12-2
6/4/04	Bethune-Cookman	W	10-3
6/5/04	UCF	W	3-2
6/6/04	UCF	L	5-7
6/6/04	UCF	W	19-3
6/3/05	Army	W	3-2
6/4/05	Auburn	W	4-3
6/5/05	Auburn	W	10-4
6/3/06	vs. Jacksonville	W	18-0
6/3/06	at Georgia	W	6-4
6/4/06	at Georgia	L	1-7
6/5/06	at Georgia	L	2-3
6/1/07	Bethune-Cookman	W	6-2
6/2/07	Mississippi State	L	0-3
6/3/07	Stetson	W	17-1
6/3/07	Mississippi State	L	4-9
5/30/08	Bucknell	L	0-7
5/31/08	Florida	W	17-11
6/1/08	Bucknell	W	24-9
6/1/08	Tulane	W	17-8
6/2/08	Tulane	W	16-7
5/29/09	Marist	W	16-4
5/30/09	Georgia	W	8-2
5/31/09	Ohio State	W	37-6
6/4/10	vs. Central Conn. State	W	11-3
6/5/10	vs. Oregon	W	6-4
6/6/10	vs. Oregon	W	5-3
6/3/11	Bethune-Cookman	W	6-5
6/4/11	Alabama	W	9-5
6/6/11	Alabama	W	11-1
6/1/12	UAB	W	2-1
6/2/12	Samford	W	8-1
6/3/12	Samford	W	5-2
5/31/13	Savannah State	W	10-0
6/1/13	Troy	W	11-0
6/2/13	Troy	W	11-4
5/30/14	Georgia Southern	L	0-7
5/31/14	Alabama	L	5-6
5/29/15	Mercer	W	5-4 (10)
5/30/15	College of Charleston	W	3-2
6/1/15	College of Charleston	W	8-1
6/3/16	Alabama State	W	18-6
6/4/16	Southern Miss	W	7-2
6/5/16	South Alabama	W	18-6
6/2/17	Tennessee Tech	L	1-3
6/3/17	UCF	W	6-1
6/4/17	Tennessee Tech	W	5-3
6/4/17	Auburn	W	8-7 (10)
6/5/17	Auburn	W	6-0
6/1/18	Samford	L	6-7
6/2/18	Mississippi State	L	2-3

W-L:

146-59



## ALL-TIME SUPER REGIONAL RESULTS

6/4/99	Auburn	W	10-2
6/5/99	Auburn	W	6-3
6/2/00	Miami	W	9-2
6/3/00	Miami	L	5-7
6/4/00	Miami	W	6-1
6/2/01	at Georgia	L	7-8
6/3/01	at Georgia	W	11-6
6/4/01	at Georgia	L	3-8
6/7/02	Notre Dame	L	4-10
6/9/02	Notre Dame	W	12-5
6/10/02	Notre Dame	L	1-3
6/8/03	Texas	L	3-8
6/9/03	Texas	L	5-6
6/11/04	at Arkansas	L	5-7
6/12/04	at Arkansas	L	2-4
6/10/05	at Florida	L	1-8
6/11/05	at Florida	L	5-8
6/6/08	Wichita State	L	7-10
6/7/08	Wichita State	W	14-4
6/8/08	Wichita State	W	11-4
6/5/09	Arkansas	L	2-7
6/6/09	Arkansas	L	8-9
6/11/10	Vanderbilt	W	9-8
6/12/10	Vanderbilt	L	2-6
6/13/10	Vanderbilt	W	7-6
6/11/11	Texas A&M	L	2-6
6/12/11	Texas A&M	W	23-9
6/13/11	Texas A&M	L	2-11
6/8/12	Stanford	W	17-1
6/10/12	Stanford	W	18-7
6/8/13	Indiana	L	9-10
6/9/13	Indiana	L	6-11
6/5/15	at Florida	L	5-13
6/6/15	at Florida	L	4-11
6/11/16	at Florida	W	3-0
6/12/16	at Florida	L	0-5
6/13/16	at Florida	L	0-7
6/10/17	Sam Houston State	W	7-6
6/11/17	Sam Houston State	W	19-0

W-L: **16-23**

## COLLEGE WORLD SERIES RESULTS

6/8/57	vs. Penn State	L	0-7
6/9/57	vs. Connecticut	L	3-5
6/11/62	vs. Santa Clara	W	5-1
6/12/62	vs. Ithaca	W	5-4
6/13/62	vs. Michigan	L	7-10
6/14/62	vs. Santa Clara	L	6-11
6/10/63	vs. Western Michigan	W	5-2
6/11/63	vs. Arizona	L	3-4 (11)
6/12/63	vs. USC	L	3-4
6/7/65	vs. Ohio State	L	1-2
6/8/65	vs. Texas	W	3-2
6/9/65	vs. St. Louis	L	3-5
6/13/70	vs. Arizona	W	4-0
6/14/70	vs. Dartmouth	W	6-0
6/15/70	vs. Texas	L	1-5
6/16/70	vs. Ohio	W	2-0
6/17/70	vs. Texas	W	11-2
6/18/70	vs. USC	L	1-2 (15)
6/7/75	vs. Eastern Michigan	L	1-2
6/8/75	vs. Seton Hall	L	0-11
5/30/80	vs. Hawaii	L	6-7
5/31/80	vs. Arizona	L	3-5
5/31/86	vs. Indiana State	W	5-3
6/3/86	vs. Miami	W	7-2
6/6/86	vs. Arizona	L	5-9
6/7/86	vs. Oklahoma State	W	6-5
6/8/86	vs. Miami	W	4-3
6/9/86	vs. Arizona	L	2-10
5/29/87	vs. LSU	L	2-6 (10)
5/31/87	vs. Arizona State	W	3-0
6/3/87	vs. Texas	L	4-6 (10)
6/2/89	vs. North Carolina	W	4-2
6/4/89	vs. Wichita State	W	4-2
6/7/89	vs. Wichita State	L	4-7
6/8/89	vs. Wichita State	L	9-12
5/31/91	vs. Fresno State	L	3-6
6/2/91	vs. Florida	L	0-5
5/29/92	vs. Cal State Fullerton	L	2-7
5/31/92	vs. California	W	5-4
6/2/92	vs. Cal State Fullerton	L	0-6
6/3/94	vs. LSU	W	6-3

6/5/94	vs. Georgia Tech	L	4-12 (10)
6/7/94	vs. Cal State Fullerton	L	3-10
6/2/95	vs. Oklahoma	W	3-2
6/4/95	vs. Miami	L	2-4
6/6/95	vs. USC	L	11-16
6/1/96	vs. Florida	L	2-5
6/3/96	vs. Wichita State	W	8-4
6/4/96	vs. Florida	L	3-6
5/29/98	vs. Arizona State	L	10-11
5/31/98	vs. Long Beach State	L	4-7
6/12/99	vs. Texas A&M	W	7-3
6/14/99	vs. Stanford	L	6-10
6/16/99	vs. Cal State Fullerton	W	7-2
6/17/99	vs. Stanford	W	8-6
6/18/99	vs. Stanford	W	14-11 (13)
6/19/99	vs. Miami	L	5-6
6/10/00	vs. USC	L	4-6
6/12/00	vs. Texas	W	6-2
6/14/00	vs. USC	W	3-2
6/15/00	vs. LSU	L	3-6
6/14/08	vs. Stanford	L	5-16
6/16/08	vs. Miami	L	5-7
6/19/10	vs. TCU	L	1-8
6/21/10	vs. Florida	W	8-5
6/23/10	vs. TCU	L	7-11
6/15/12	vs. Arizona	L	3-4 (12)
6/17/12	vs. Stony Brook	W	12-2
6/19/12	vs. UCLA	W	4-1
6/21/12	vs. Arizona	L	3-10
6/17/17	vs. LSU	L	4-5
6/19/17	vs. Cal State Fullerton	W	6-4
6/21/17	vs. LSU	L	4-7

W-L: **29-44**

	Postseason	CWS
Alabama	5-2	
Alabama State	1-0	
Arizona	1-6	1-6
Arizona State	1-1	1-1
Arkansas	0-5	
Army	1-0	
Auburn	12-4	
Bethune-Cookman	5-0	
Bucknell	1-1	
BYU	1-0	
Cal	1-0	1-0
Cal State Fullerton	2-3	2-3
Cal State Northridge	1-0	
Central Connecticut St.	1-0	
Central Michigan	2-0	
Clemson	2-4	
Coastal Carolina	1-0	
College of Charleston	2-0	
Connecticut	0-1	0-1
Dartmouth	1-0	1-0
Delaware	1-1	
Duke	3-4	
East Carolina	4-2	
Eastern Michigan	0-2	0-1
Evansville	1-0	
Florida	5-14	1-3
Florida International	1-0	
Fresno State	0-1	0-1
Furman	2-0	
George Mason	1-0	
George Washington	2-0	
Georgia	3-4	
Georgia Southern	1-1	
Georgia Tech	2-2	0-1

	Postseason	CWS
Hawaii	0-1	0-1
Illinois	1-0	
Indiana	0-2	
Indiana State	1-0	1-0
Ithaca	1-0	1-0
Jacksonville	6-1	
Kent State	1-0	
Lafayette	1-0	
Liberty	1-0	
Long Beach State	0-2	0-1
LSU	2-4	1-4
Marist	2-0	
Marshall	0-1	
Maryland	2-0	
Mercer	1-0	
Miami	7-7	2-3
Michigan	0-1	0-1
Minnesota	1-0	
Mississippi State	4-7	
NC State	2-1	
NE Illinois	1-0	
New Orleans	1-0	
North Carolina	2-1	1-0
Notre Dame	2-3	
Ohio	1-0	1-0
Ohio State	2-1	0-1
Oklahoma	2-1	1-0
Oklahoma State	1-0	1-0
Old Dominion	1-0	
Ole Miss	1-1	
Oregon	2-0	
Penn State	0-1	0-1
Providence	1-0	
Richmond	1-0	

	Postseason	CWS
Rider	1-0	
Rutgers	1-0	
St. Louis	0-1	0-1
Sam Houston State	2-0	
Samford	2-1	
Santa Clara	1-1	1-1
Savannah St.	1-0	
Seton Hall	0-1	0-1
South Alabama	7-3	
Southern Miss	1-0	
Stanford	6-2	2-2
Stetson	3-2	
Stony Brook	1-0	1-0
TCU	0-2	0-2
Tennessee Tech	1-1	
Texas	3-4	3-2
Texas A&M	3-2	1-0
The Citadel	1-0	
Troy	3-0	
Tulane	3-0	
UAB	1-0	
UC Santa Barbara	1-0	
UCF	7-2	
UCLA	1-0	1-0
USC	1-4	1-4
USF	5-0	
Vanderbilt	2-1	
Wake Forest	4-1	
West Virginia	2-1	
Western Carolina	2-1	
Western Kentucky	2-0	
Western Michigan	1-0	1-0
Wichita State	4-3	2-2
<b>Total</b>	<b>191-126</b>	<b>29-44</b>



*STAFF*



*HONORS*




*PLAYERS*



*RESULTS*



*REVIEW*



*PROS*



*RECORDS/  
STATS*



*ADMIN*

**1966**

NAME	POS	TEAM	ROUND
<b>JIM LYTTLE</b>	<b>OF</b>	<b>NEW YORK YANKEES</b>	<b>1ST (10)</b>
Gary Sprague	SS-2B	Cleveland Indians	6th (112)
Eddie Howell	P	Kansas City Athletics	12th (222)
<b>RANDY BROWN</b>	<b>C</b>	<b>CALIFORNIA ANGELS</b>	<b>18TH (348)</b>
Mike Martin	OF	New York Mets	28th (540)
Maury Hopkins	3B	New York Mets	44th (757)
Dick Fernandez	2B	Kansas City Athletics	Free Agent
Pete Sarron	OF	Cleveland Indians	Free Agent

**1967 June Secondary Draft**

LaDon Boyd	P	Kansas City Athletics	2nd (33)
------------	---	-----------------------	----------

**1968**

Steve Mastin	P	Oakland Athletics	15th (326)
Chuck Hines	3B	Pittsburgh Pirates	17th (381)
Wayne Vincent	P	Seattle Pilots	31st (706)

**1968 June Secondary Draft**

Tom Cook	C	Oakland Athletics	1st (12)
----------	---	-------------------	----------

**1969**

Walt Sumner	OF	Atlanta Braves	14th (322)
Mike Easom	3B	Cleveland Indians	23rd (541)
Jeff Hogan	SS	Los Angeles Dodgers	31st (719)
Dick Gold	2B	Chicago Cubs	37th (840)
Chuck Cone	IF	San Diego Padres	Free Agent
Jim Gurzynski	1B	Los Angeles Dodgers	Free Agent
George Lott	P	Montreal Expos	Free Agent
<b>CRAIG SKOK</b>	<b>P</b>	<b>BOSTON CELTICS</b>	<b>FREE AGENT</b>

**1969 June Secondary Draft**

<b>DAVE MOATES</b>	<b>OF</b>	<b>WASHINGTON SENATORS</b>	<b>4TH (87)</b>
--------------------	-----------	----------------------------	-----------------

**1970 January Secondary Draft**

Jeff Hogan	3B	Detroit Tigers	2nd (47)
Walt Sumner	OF	California Angels	6th (121)

**1970**

Dick Nichols	2B	Boston Red Sox	26th (614)
Tom Henson	P	Cincinnati Reds	Free Agent

**1970 June Secondary Draft**

<b>PAT OSBURN</b>	<b>P</b>	<b>CINCINNATI REDS</b>	<b>1ST (9)</b>
Gene Ammann	P	Milwaukee Brewers	3rd (56)
<b>JOHNNY GRUBB</b>	<b>OF</b>	<b>ATLANTA BRAVES</b>	<b>3RD (61)</b>
Mike Slade	P	Washington Senators	7th (104)

**1971 January Secondary Draft**

<b>JOHNNY GRUBB</b>	<b>OF</b>	<b>SAN DIEGO PADRES</b>	<b>1ST (23)</b>
---------------------	-----------	-------------------------	-----------------

**1971**

<b>MAC SCARCE</b>	<b>P</b>	<b>PHILADELPHIA PHILLIES</b>	<b>8TH (172)</b>
<b>STAN THOMAS</b>	<b>P</b>	<b>WASHINGTON SENATORS</b>	<b>27TH (609)</b>
Greg Gromek	SS	Detroit Tigers	34th (715)
Harry Saferight	C	Philadelphia Phillies	35th (723)
Al Cleveland	P	Detroit Tigers	Free Agent
Mike Leber		Boston Red Sox	Free Agent

**1971 June Secondary Delayed draft**

Dan Roatche	C	Minnesota Twins	2nd (33)
<b>RON CASH</b>	<b>SS</b>	<b>DETROIT TIGERS</b>	<b>3RD (66)</b>

**1972**

Dave Nichols	2B	Minnesota Twins	Free Agent
Dan Roatche	C	Boston Red Sox	Free Agent
Herb Sikes	IF	St. Louis Cardinals	Free Agent

**1973**

Roger Smith	SS	California Angels	17th (391)
Rick Colzie	OF	Cincinnati Reds	33rd (686)
<b>RICK LANGFORD</b>	<b>P</b>	<b>KANSAS CITY ROYALS</b>	<b>FREE AGENT</b>
John LiBrandi	OF	Pittsburgh Pirates	Free Agent
Rick Snyder	OF	Minnesota Twins	Free Agent

**1974**

Ron Herring	P	Montreal Expos	Free Agent
Marty Maier	IF	Kansas City Royals	Free Agent

**1975**

Jim Busby	OF	Pittsburgh Pirates	8th (188)
Randy Davidson	2B	Cincinnati Reds	9th (214)
<b>DANNY O'BRIEN</b>	<b>P</b>	<b>CHICAGO WHITE SOX</b>	<b>16TH (371)</b>
<b>LARRY ROTHSCILD</b>	<b>P</b>	<b>CINCINNATI REDS</b>	<b>FREE AGENT</b>

**1976 January Regular Draft**

Steve Tebbetts	OF	California Angels	1st (5)
----------------	----	-------------------	---------

**1976 January Secondary Draft**

<b>DANNY O'BRIEN</b>	<b>P</b>	<b>ST. LOUIS CARDINALS</b>	<b>3RD (61)</b>
----------------------	----------	----------------------------	-----------------

**1976**

Larry Jones	P	Boston Red Sox	4th (94)
Bob Mayer	P	Cincinnati Reds	13th (311)
<b>CRAIG EATON</b>	<b>P</b>	<b>KANSAS CITY ROYALS</b>	<b>FREE AGENT</b>

**1976 June Secondary Draft**

Jeff Hardy	SS	Cincinnati Reds	3rd (47)
------------	----	-----------------	----------

**1977 January Secondary Draft**

Jeff Hardy	SS	Chicago Cubs	1st (11)
------------	----	--------------	----------

**1977**

<b>TERRY KENNEDY</b>	<b>OF</b>	<b>ST. LOUIS CARDINALS</b>	<b>1ST (6)</b>
Larry Jones	P	Baltimore Orioles	5th (123)
Rick McGlone	C	Kansas City Royals	16th (411)
Ben Curry	1B	Cleveland Indians	17th (427)
Jackie Smith	P	Chicago White Sox	18th (442)
Mike McLeod	P	New York Yankees	19th (488)
<b>GUILLERMO BONILLA</b>	<b>2B</b>	<b>NEW YORK YANKEES</b>	<b>24TH (606)</b>
Joel Hicks	1B	Chicago White Sox	Free Agent
<b>CARLOS LEZCANO</b>	<b>OF</b>	<b>CHICAGO CUBS</b>	<b>FREE AGENT</b>
Jim McArdle	OF	Cincinnati Reds	Free Agent

**1978**

Brooks Carey	OF	Baltimore Orioles	10th (256)
<b>MARK GILBERT</b>	<b>OF</b>	<b>CHICAGO CUBS</b>	<b>14TH (351)</b>
Bob Benda	IF	Detroit Tigers	22nd (547)
Mike Bretz	P	Pittsburgh Pirates	38th (754)

**1978 June Secondary Draft**

Blane McDonald	C	Atlanta Braves	2nd (26)
----------------	---	----------------	----------

**1979**

Craig Patterson	2B	Kansas City Royals	31st (767)
Rick Holloway	P	Oakland Athletics	Free Agent
Joe Nichols	P	Montreal Expos	Free Agent

**1980**

<b>JIM WEAVER</b>	<b>OF</b>	<b>MINNESOTA TWINS</b>	<b>2ND (35)</b>
<b>MIKE FUENTES</b>	<b>OF</b>	<b>MINNESOTA TWINS</b>	<b>5TH (116)</b>
Ken Smith	P	New York Yankees	21st (541)
Don DeLoach	SS	Montreal Expos	25th (637)
Jay Keeler	P	St. Louis Cardinals	27th (672)

**1980 June Secondary Draft**

Ed Schneider	P	Cincinnati Reds	2nd (28)
--------------	---	-----------------	----------

**1981**

<b>MIKE FUENTES</b>	<b>OF</b>	<b>MONTREAL EXPOS</b>	<b>2ND (44)</b>
Jeff S. Ledbetter	1B	Montreal Expos	4th (94)
Ed Schneider	P	Toronto Blue Jays	17th (419)
Joe Licata	OF-3B	New York Mets	28th (691)
Clem Freeman	P	Cincinnati Reds	Free Agent
Rick Hatcher	P	Atlanta Braves	Free Agent

**1982**

Jeff S. Ledbetter	1B-OF	Boston Red Sox	1st (26)
Chris Cawthon	OF	Cleveland Indians	6th (144)
Jamey Shoupp	P	Houston Astros	8th (199)
Jay Keeler	P	Cleveland Indians	11th (274)
Tim Phillips	P	Toronto Blue Jays	30th (740)
Allen Swindle	P	Cincinnati Reds	Free Agent

**1983**

<b>BRUCE TANNER</b>	<b>P</b>	<b>CHICAGO WHITE SOX</b>	<b>4TH (97)</b>
David Smalley	P	New York Yankees	8th (197)
Mike Yastrzemski	OF	Texas Rangers	23rd (570)



## 1983 June Secondary Draft

Tony Blasucci	P	Pittsburgh Pirates	1st (4)
<b>JODY REED</b>	<b>SS</b>	<b>TEXAS RANGERS</b>	<b>2ND (49)</b>

## 1984 January Regular Draft

Mark Barineau	2B-SS	Cleveland Indians	13th (290)
---------------	-------	-------------------	------------

## 1984 January Secondary Draft

Mike Yastrzemski	OF	Atlanta Braves	3rd (56)
------------------	----	----------------	----------

## 1984

<b>JODY REED</b>	<b>SS</b>	<b>BOSTON RED SOX</b>	<b>8TH (198)</b>
Doug Treadway	P	Los Angeles Dodgers	12th (311)
<b>JEFF GRAY</b>	<b>P</b>	<b>PHILADELPHIA PHILLIES</b>	<b>FREE AGENT</b>

## 1985

Doug Little	P	St. Louis Cardinals	7th (176)
<b>MIKE LOYND</b>	<b>P</b>	<b>BALTIMORE ORIOLES</b>	<b>11TH (281)</b>
Frank Fazzini	OF	Milwaukee Brewers	19th (471)
Steve Gelmine	P	Houston Astros	21st (534)
Kevin Smith	P	Houston Astros	22nd (560)

## 1986 January Secondary Draft

Ray Revak	P	Boston Red Sox	1st (7)
-----------	---	----------------	---------

## 1986

<b>LUIS ALICEA</b>	<b>2B</b>	<b>ST. LOUIS CARDINALS</b>	<b>1ST (23)</b>
PAUL SORRENTO	OF	CALIFORNIA ANGELS	4TH (103)
BLEN FIGUEROA	SS	ST. LOUIS CARDINALS	5TH (130)
<b>MIKE LOYND</b>	<b>P</b>	<b>TEXAS RANGERS</b>	<b>7TH (163)</b>
Doug Little	P	Chicago White Sox	10th (257)
Eric Mangham	OF	Los Angeles Dodgers	17th (438)

## 1987

<b>RICHIE LEWIS</b>	<b>P</b>	<b>MONTREAL EXPOS</b>	<b>2ND (44)</b>
Chris Pollack	P	Montreal Expos	10th (251)
<b>JERRY NIELSEN</b>	<b>P</b>	<b>OAKLAND ATHLETICS</b>	<b>11TH (276)</b>
Barry Blackwell	C	Los Angeles Dodgers	12th (299)
Jose Marzan	IF-OF	Minnesota Twins	16th (398)
John Wanish	P	Los Angeles Dodgers	16th (403)
Ed Fulton	C	St. Louis Cardinals	16th (409)
<b>RAFAEL BOURNIGAL</b>	<b>SS</b>	<b>LOS ANGELES DODGERS</b>	<b>19TH (481)</b>
Steve Taddeo	OF	New York Yankees	55th (1214)

## 1988

Edwin Alicea	2B	Atlanta Braves	9th (216)
Barry Blackwell	C	Cleveland Indians	17th (423)
<b>JERRY NIELSEN</b>	<b>P</b>	<b>NEW YORK YANKEES</b>	<b>18TH (469)</b>
<b>DEION SANDERS</b>	<b>OF</b>	<b>NEW YORK YANKEES</b>	<b>30TH (781)</b>
Rod Byerly	P	Pittsburgh Pirates	Free Agent
Bret Davis	P	Montreal Expos	Free Agent

## 1989

Ronald Lewis	OF	California Angels	10th (251)
Tim Nedin	P	Minnesota Twins	21st (552)
Clyde Keller	P	St. Louis Cardinals	32nd (820)

## 1990

<b>MARC RONAN</b>	<b>C-OF</b>	<b>ST. LOUIS CARDINALS</b>	<b>3RD (86)</b>
<b>GAR FINNVOLD</b>	<b>P</b>	<b>BOSTON RED SOX</b>	<b>6TH (169)</b>
Ricky Kimball	P	St. Louis Cardinals	17th (450)
<b>MATT DUNBAR</b>	<b>P</b>	<b>NEW YORK YANKEES</b>	<b>25TH (655)</b>
Mike Brady	P	Los Angeles Dodgers	36th (939)
Rob Barqas	3B	Montreal Expos	Free Agent
Brad Gregory	P	California Angels	Free Agent
Gary Painter	P	Boston Red Sox	Free Agent

## 1991

<b>EDUARDO PEREZ</b>	<b>1B</b>	<b>CALIFORNIA ANGELS</b>	<b>1ST (17)</b>
Jimmy Lewis	P	Houston Astros	2nd (48)
Pedro Grifol	C	Minnesota Twins	6th (155)
Ricky Kimball	P	Oakland Athletics	7th (204)
<b>KENNY ROBINSON</b>	<b>P</b>	<b>TORONTO BLUE JAYS</b>	<b>10TH (277)</b>
Garrett Blanton	OF	St. Louis Cardinals	25th (650)
<b>TIM DAVIS</b>	<b>P</b>	<b>MINNESOTA TWINS</b>	<b>34TH (883)</b>

## 1992

Kenny Felder	OF	Milwaukee Brewers	1st (12)
Chris Roberts	P-OF	New York Mets	1st (18)
<b>ROGER BATLEY</b>	<b>P</b>	<b>COLORADO ROCKIES</b>	<b>3RD (95)</b>
<b>TIM DAVIS</b>	<b>P</b>	<b>SEATTLE MARINERS</b>	<b>6TH (166)</b>
<b>CHRIS BROCK</b>	<b>OF-P</b>	<b>ATLANTA BRAVES</b>	<b>12TH (341)</b>
Jim Rushworth	P	Montreal Expos	18th (491)
Terrell Buckley	OF	Atlanta Braves	38th (1069)
Nandy Serrano	3B	California Angels	Free Agent

## 1993

<b>JOHN WASDIN</b>	<b>P</b>	<b>OAKLAND ATHLETICS</b>	<b>1ST (25)</b>
Bryan Harris	P	California Angels	18th (495)
Mike Schmitz	1B-OF	New York Yankees	22nd (617)
Charlie Ward	SS-OF	Milwaukee Brewers	59th (1555)
John Nedeau	P	California Angels	Free Agent
<b>JEFF TAM</b>	<b>P</b>	<b>NEW YORK METS</b>	<b>FREE AGENT</b>

## 1994

<b>PAUL WILSON</b>	<b>P</b>	<b>NEW YORK METS</b>	<b>1ST (1)</b>
Mike Martin, Jr.	OF	Seattle Mariners	17th (469)
Charlie Ward	SS	New York Yankees	18th (507)
Link Jarrett	SS	Colorado Rockies	22nd (602)
Colby Weaver	OF	Atlanta Braves	41st (1151)
Jack Niles	3B	New York Mets	Free Agent

## 1995

<b>JONATHAN JOHNSON</b>	<b>P</b>	<b>TEXAS RANGERS</b>	<b>1ST (7)</b>
David Yocum	P	Los Angeles Dodgers	1st (20)
<b>DOUG MIENTKIEWICZ</b>	<b>1B</b>	<b>MINNESOTA TWINS</b>	<b>5TH (128)</b>
Mike Martin, Jr.	C	San Diego Padres	9th (229)
<b>MICKEY LOPEZ</b>	<b>2B</b>	<b>MILWAUKEE BREWERS</b>	<b>13TH (348)</b>
Charlie Cruz	P	Atlanta Braves	13th (365)
Phil Olson	P	New York Mets	20th (553)
Mike Bell	P	Montreal Expos	20th (563)
Danny Kanell	P	New York Yankees	25th (702)
Randy Hodges	OF	Atlanta Braves	34th (953)

## 1996

Jeremy Morris	OF	San Diego Padres	9th (259)
Adam Faurot	3B-SS	Milwaukee Brewers	38th (1123)
Mike Davis	P	New York Mets	51st (1465)

## 1997

<b>J.D. DREW</b>	<b>OF</b>	<b>PHILADELPHIA PHILLIES</b>	<b>1ST (2)</b>
<b>RANDY CHOATE</b>	<b>P</b>	<b>NEW YORK YANKEES</b>	<b>5TH (169)</b>
Jeremy Morris	P	New York Yankees	8th (259)
Scott Zech	2B	Montreal Expos	14th (436)
Randy Niles	P	Oakland Athletics	20th (605)
Matt Woodward	1B	Seattle Mariners	31st (944)

## 1998

<b>J.D. DREW</b>	<b>OF</b>	<b>ST. LOUIS CARDINALS</b>	<b>1ST (5)</b>
<b>SCOTT PROCTOR</b>	<b>P</b>	<b>LOS ANGELES DODGERS</b>	<b>5TH (156)</b>
Jeremy Salazar	C	Philadelphia Phillies	19th (554)
Matt Woodward	1B	Seattle Mariners	24th (725)
Brian Cox	OF	Atlanta Braves	26th (791)

## 1999

Nick Stocks	P	St. Louis Cardinals	1st (36)
<b>MATT DIAZ</b>	<b>OF</b>	<b>TAMPA BAY DEVIL RAYS</b>	<b>17TH (505)</b>
<b>MARSHALL MCDougALL</b>	<b>IF</b>	<b>BOSTON RED SOX</b>	<b>26TH (799)</b>
Chris Chavez	P	Atlanta Braves	27th (834)
<b>KEVIN CASH</b>	<b>IF</b>	<b>TORONTO BLUE JAYS</b>	<b>FREE AGENT</b>

## 2000

<b>MARSHALL MCDougALL</b>	<b>IF</b>	<b>OAKLAND ATHLETICS</b>	<b>9TH (270)</b>
Mike Ziegler	P	Oakland Athletics	14th (420)
Jared Jones	OF	Seattle Mariners	16th (476)
Mike Smalley	P	Atlanta Braves	23rd (700)
Karl Jernigan	OF	Oakland Athletics	41st (1228)
John Halliday	1B	Chicago White Sox	Free Agent
Jon McDonald	P	Minnesota Twins	Free Agent

## 2001

Chris Smith	P	Baltimore Orioles	1st (7)
<b>JOHN-FORD GRIFFIN</b>	<b>OF</b>	<b>NEW YORK YANKEES</b>	<b>1ST (23)</b>
Karl Jernigan	OF	San Francisco Giants	22nd (676)
Justin Lord	P	Kansas City Royals	Free Agent
Brent Pearson	P	Pittsburgh Pirates	Free Agent



# MLB DRAFT/FIRST ROUND DRAFT CHOICES

## 2002

Matt Lynch	P	San Diego Padres	7th (205)
Robby Read	P	Philadelphia Phillies	7th (209)
Ryan Barthelemy	IF	Philadelphia Phillies	10th (299)
Nick Rogers	OF	Oakland Athletics	Free Agent

## 2003

Tony Richie	C	Chicago Cubs	4th (103)
Blake Balkcom	OF	Anaheim Angels	5th (150)
Trent Peterson	P	Oakland Athletics	5th (152)
Matt Lynch	P	Oakland Athletics	10th (302)
<b>DANIEL DAVIDSON</b>	<b>P</b>	<b>ANAHEIM ANGELS</b>	<b>13TH (390)</b>
Tony McQuade	OF	Chicago Cubs	15th (433)
Marc LaMacchia	P	Texas Rangers	21st (616)
Daniel Hodges	P	Philadelphia Phillies	26th (775)

## 2004

<b>STEPHEN DREW</b>	<b>SS</b>	<b>ARIZONA DIAMONDBACKS</b>	<b>1ST (15)</b>
Eddy Martinez-Esteve	OF	San Francisco Giants	2nd (70)
Rhett James	P	Florida Marlins	20th (608)
Bryan Zech	2B	New York Mets	24th (704)
Eddie Cannon	P	Toronto Blue Jays	44th (1317)

## 2005

Kevin Lynch	P	Anaheim Angels	26th (793)
Aaron Cheesman	C	Philadelphia Phillies	29th (877)
<b>BARRET BROWNING</b>	<b>P</b>	<b>COLORADO ROCKIES</b>	<b>38TH (1137)</b>

## 2006

<b>SHANE ROBINSON</b>	<b>OF</b>	<b>ST. LOUIS CARDINALS</b>	<b>5TH (166)</b>
Tyler Chambliss	P	Kansas City Royals	11th (317)
<b>BARRET BROWNING</b>	<b>P</b>	<b>ANAHEIM ANGELS</b>	<b>28TH (852)</b>
Luke Tucker	P	Toronto Blue Jays	39th (1170)
Ryne Malone	3B	Chicago Cubs	49th (1459)

## 2007

Tony Thomas, Jr.	2B	Chicago Cubs	3rd (97)
Mark Gildea	OF	Washington Nationals	9th (280)
Mark Hallberg	SS	Arizona Diamondbacks	9th (283)
Bryan Henry	P	Arizona Diamondbacks	12th (373)
Ryan Strauss	P	Minnesota Twins	35th (1077)
Danny Rosen	P	Arizona Diamondbacks	41st (1226)
Jack Rye	OF	San Francisco Giants	46th (1355)
Brandon Reichert	1B	Colorado Rockies	49th (1418)

## 2008

<b>BUSTER POSEY</b>	<b>C</b>	<b>SAN FRANCISCO GIANTS</b>	<b>1ST (5)</b>
Tony Delmonico	SS	Los Angeles Dodgers	6th (187)
Ryan Strauss	P	Chicago White Sox	9th (270)
Jack Rye	OF	New York Yankees	13th (410)
Dennis Guinn	1B	Texas Rangers	17th (513)
<b>ELIH VILLANUEVA</b>	<b>P</b>	<b>FLORIDA MARLINS</b>	<b>27TH (808)</b>
Matt Fairel	P	Cincinnati Reds	35th (1049)

## 2009

D'Vontrey Richardson	OF	Milwaukee Brewers	5th (166)
Jason Stidham	2B	St. Louis Cardinals	8th (249)
Jimmy Marshall	P	Los Angeles Dodgers	23rd (697)

## 2010

<b>JOHN GAST</b>	<b>P</b>	<b>ST. LOUIS CARDINALS</b>	<b>6TH (199)</b>
Geoff Parker	P	Colorado Rockies	9th (290)
<b>TYLER HOLT</b>	<b>OF</b>	<b>CLEVELAND INDIANS</b>	<b>10TH (300)</b>
<b>STEPHEN CARDULLO</b>	<b>SS</b>	<b>ARIZONA DIAMONDBACKS</b>	<b>24TH (721)</b>
Taiwan Easterling	OF	Florida Marlins	31st (937)
Mike McGee	OF	Arizona Diamondbacks	41st (1231)

## 2011

<b>SEAN GILMARTIN</b>	<b>P</b>	<b>ATLANTA BRAVES</b>	<b>1ST (28)</b>
Mike McGee	OF	Seattle Mariners	15th (453)
<b>RAFAEL LOPEZ</b>	<b>C</b>	<b>CHICAGO CUBS</b>	<b>16TH (489)</b>
Daniel Bennett	P	Detroit Tigers	19th (587)
James Ramsey	OF	Minnesota Twins	22nd (688)
Taiwan Easterling	OF	Chicago Cubs	27th (819)
<b>ROBBY SCOTT</b>	<b>P</b>	<b>BOSTON RED SOX</b>	<b>FREE AGENT</b>

## 2012

James Ramsey	OF	St. Louis Cardinals	1st (23)
Jayce Boyd	1B	New York Mets	6th (200)
Robert Benincasa	P	Washington Nationals	7th (234)
<b>DEVON TRAVIS</b>	<b>2B</b>	<b>DETROIT TIGERS</b>	<b>13TH (424)</b>
<b>SHERMAN JOHNSON</b>	<b>3B</b>	<b>LOS ANGELES ANGELS</b>	<b>14TH (447)</b>
Hunter Scantling	P	Detroit Tigers	14th (454)
Justin Gonzalez	SS	Los Angeles Dodgers	27th (836)

## 2013

Stephen McGee	C	Los Angeles Angels	9th (277)
Peter Miller	P	Los Angeles Dodgers	16th (484)
Marcus Davis	OF/DH	San Diego Padres	24th (718)
Robby Coles	P	New York Mets	28th (836)
Scott Sitz	P	Detroit Tigers	28th (846)

## 2014

<b>LUKE WEAVER</b>	<b>P</b>	<b>ST. LOUIS CARDINALS</b>	<b>1ST (27)</b>
Brandon Leibrandt	P	Philadelphia Phillies	6th (172)
Peter Miller	P	Seattle Mariners	9th (261)
Justin Gonzalez	P	Arizona Diamondbacks	9th (270)
Jose Brizuela	3B	Oakland Athletics	16th (492)
Bage Smith	P	Detroit Tigers	25th (760)
John Nogowski	1B	Oakland Athletics	34th (1032)
Bryant Holtmann	P	Pittsburgh Pirates	37th (1121)

## 2015

<b>DJ STEWART</b>	<b>OF</b>	<b>BALTIMORE ORIOLES</b>	<b>1ST (25)</b>
Danny De La Calle	C	Tampa Bay Rays	9th (268)
William Strode	P	Cleveland Indians	10th (304)
Dylan Silva	P	Seattle Mariners	11th (335)
Boomer Biegalski	P	Oakland Athletics	14th (428)
Bryant Holtmann	P	Arizona Diamondbacks	24th (706)
Thomas Delph	OF	Los Angeles Angels	37th (1125)

## 2016

John Sansone	2B	Cincinnati Reds	8th (228)
--------------	----	-----------------	-----------

## 2017

Taylor Walls	SS	Tampa Bay Rays	3rd (79)
Dylan Busby	3B	Pittsburgh Pirates	3rd (88)
Quincy Nieporte	1B	Philadelphia Phillies	26th (773)
Cobi Johnson	P	Los Angeles Angels	29th (865)
Drew Carlton	P	Detroit Tigers	32nd (965)
Alec Byrd	P	Colorado Rockies	33rd (986)
Andrew Karp	P	Chicago Cubs	34th (1035)
Tyler Holton	P	Miami Marlins	35th (1049)
Jim Voyles	P	St. Louis Cardinals	38th (1144)

## 2018

Cal Raleigh	C	Seattle Mariners	3rd (90)
Cole Sands	P	Minnesota Twins	5th (154)
Andrew Karp	P	Washington Nationals	6th (191)
Jackson Lueck	OF	Kansas City Royals	8th (242)
Tyler Holton	P	Arizona Diamondbacks	9th (279)
Rhett Aplin	1B	Kansas City Royals	28th (842)
Cobi Johnson	P	Toronto Blue Jays	30th (896)

Unless otherwise noted, players were drafted during the June Regular Draft

PLAYED MLB

## FSU'S FIRST ROUND DRAFT CHOICES

PLAYER, POSITION	YEAR	TEAM	PLAYER, POSITION	YEAR	TEAM
Jim Lyttle, OF	1966	Yankees	David Yocum, P	1995	Dodgers
Tom Cook, C	1968	Athletics	J.D. Drew, OF	1997	Phillies
Terry Kennedy, C	1977	Cardinals	J.D. Drew, OF	1998	Cardinals
Jeff Ledbetter, OF	1982	Red Sox	Nick Stocks, P	1999	Cardinals
Luis Alicea, 2B	1986	Cardinals	John-Ford Griffin, OF	2001	Yankees
Eduardo Perez, 1B/OF	1991	California Angels	Stephen Drew, SS	2004	Diamondbacks
Chris Roberts, P/OF	1992	Mets	Buster Posey, C	2008	Giants
Kenny Felder, OF	1992	Brewers	Sean Gilmartin, P	2011	Braves
John Wasdin, P	1993	Athletics	James Ramsey, OF	2012	Cardinals
Paul Wilson, P	1994	Mets	Luke Weaver, P	2014	Cardinals
Jonathan Johnson, P	1995	Rangers	DJ Stewart, OF	2015	Orioles




**DICK HOWSER** SS/2B

Born: May 14, 1936, Miami, Florida  
 Died: June 17, 1987, Kansas City, Missouri  
 Height: 5-8      Weight: 155  
 Throws: Right      Bats: Right  
 Debut: April 11, 1961      Final Game: September 27, 1968  
 Teams: Kansas City Athletics, Cleveland Indians, and New York Yankees



**CRAIG SKOK** P

Born: September 1, 1947, Dobbs Ferry, New York  
 Height: 6-0      Weight: 190  
 Throws: Left      Bats: Right  
 Debut: May 4, 1973      Final Game: July 29, 1979  
 Teams: Boston Red Sox, Texas Rangers, and Atlanta Braves




**WOODY WOODWARD** INF

Born: September 23, 1942, Miami, Florida  
 Height: 6-2      Weight: 180  
 Throws: Right      Bats: Right  
 Debut: September 9, 1963      Final Game: September 28, 1971  
 Teams: Milwaukee/Atlanta Braves and Cincinnati Reds




**RON CASH** 1B/3B/OF

Born: November 20, 1949, Atlanta, Georgia  
 Died: April 22, 2009, Tampa, Florida  
 Height: 6-0      Weight: 180  
 Throws: Right      Bats: Right  
 Debut: September 4, 1973      Final Game: October 2, 1974  
 Team: Detroit Tigers



**KEN SUAREZ** C

Born: April 12, 1943, Tampa, Florida  
 Height: 5-9      Weight: 175  
 Throws: Right      Bats: Right  
 Debut: April 12, 1966      Final Game: September 22, 1973  
 Teams: Kansas City Athletics, Cleveland Indians, and Texas Rangers




**PAT OSBORN** P

Born: May 4, 1949, Murray, Kentucky  
 Height: 6-4      Weight: 195  
 Throws: Left      Bats: Left  
 Debut: April 13, 1974      Final Game: September 22, 1975  
 Teams: Cincinnati Reds and Milwaukee Brewers



**JIM LYTTLE** OF

Born: May 20, 1946, Hamilton, Ohio  
 Height: 6-0      Weight: 180  
 Throws: Right      Bats: Left  
 Debut: May 17, 1969      Final Game: October 3, 1976  
 Teams: New York Yankees, Chicago White Sox, Montreal Expos, and Los Angeles Dodgers




**STAN THOMAS** P

Born: July 11, 1949, Rumford, Maine  
 Height: 6-2      Weight: 185  
 Throws: Right      Bats: Right  
 Debut: July 5, 1974      Final Game: October 2, 1977  
 Teams: Texas Rangers, Cleveland Indians, Seattle Mariners, and New York Yankees



**RANDY BROWN** C

Born: August 29, 1943, Leesburg, Florida  
 Died: April 13, 1998, Maitland, Florida  
 Height: 5-7      Weight: 170  
 Throws: Right      Bats: Left  
 Debut: September 11, 1969      Final Game: September 20, 1970  
 Team: California Angels




**DAVE MOATES** OF

Born: January 30, 1948, Great Lakes, Illinois  
 Height: 5-9      Weight: 163  
 Throws: Left      Bats: Left  
 Debut: September 21, 1974      Final Game: October 3, 1976  
 Team: Texas Rangers




**MAC SCARCE** P

Born: April 8, 1949, Danville, Virginia  
 Height: 6-3      Weight: 180  
 Throws: Left      Bats: Left  
 Debut: July 10, 1972      Final Game: June 25, 1978  
 Teams: Philadelphia Phillies, New York Mets, and Minnesota Twins




**RICK LANGFORD** P

Born: March 20, 1952, Farmville, Virginia  
 Height: 6-0      Weight: 180  
 Throws: Right      Bats: Right  
 Debut: June 13, 1976      Final Game: July 13, 1986  
 Teams: Pittsburgh Pirates and Oakland Athletics




**JOHNNY GRUBB** OF

Born: August 4, 1948, Richmond, Virginia  
 Height: 6-3      Weight: 175  
 Throws: Right      Bats: Left  
 Debut: September 10, 1972      Final Game: September 28, 1987  
 Teams: San Diego Padres, Cleveland Indians, Texas Rangers, Detroit Tigers



**DAN O'BRIEN** P


Born: April 22, 1954, St. Petersburg, Florida  
 Height: 6-4      Weight: 215  
 Throws: Right      Bats: Right  
 Debut: September 4, 1978      Final Game: September 28, 1979  
 Team: St. Louis Cardinals




**TERRY KENNEDY** **C**  
 Born: June 4, 1956, Euclid, Ohio  
 Height: 6-3 Weight: 220  
 Throws: Right Bats: Left  
 Debut: September 4, 1979 Final Game: October 6, 1991  
 Teams: St. Louis Cardinals, San Diego Padres, Baltimore Orioles, and San Francisco Giants



**BRUCE TANNER** **P**  
 Born: December 9, 1961, New Castle, Pennsylvania  
 Height: 6-3 Weight: 220  
 Throws: Right Bats: Left  
 Debut: June 12, 1985 Final Game: September 28, 1985  
 Team: Chicago White Sox



**CRAIG EATON** **P**  
 Born: September 7, 1954, Cincinnati, Ohio  
 Height: 5-11 Weight: 175  
 Throws: Right Bats: Right  
 Debut: September 5, 1979 Final Game: September 28, 1979  
 Team: Kansas City Royals




**MARK GILBERT** **OF**  
 Born: August 22, 1956, Atlanta, Georgia  
 Height: 6-0 Weight: 175  
 Throws: Right Bats: Switch  
 Debut: July 21, 1985 Final Game: July 27, 1985  
 Team: Chicago White Sox




**CARLOS LEZCANO** **OF**  
 Born: September 30, 1955, Arecibo, Puerto Rico  
 Height: 6-2 Weight: 185  
 Throws: Right Bats: Right  
 Debut: April 10, 1980 Final Game: June 10, 1981  
 Team: Chicago Cubs



**MIKE LOYND** **P**  
 Born: March 26, 1964, St. Louis, Missouri  
 Height: 6-4 Weight: 210  
 Throws: Right Bats: Right  
 Debut: July 24, 1986 Final Game: October 1, 1987  
 Team: Texas Rangers




**JUAN BONILLA** **2B/3B**  
 Born: January 12, 1956, Santurce, Puerto Rico  
 Height: 5-9 Weight: 170  
 Throws: Right Bats: Right  
 Debut: April 9, 1981 Final Game: October 3, 1987  
 Teams: San Diego Padres, New York Yankees, and Baltimore Orioles



**JODY REED** **2B/SS**  
 Born: July 26, 1962, Tampa, Florida  
 Height: 5-9 Weight: 170  
 Throws: Right Bats: Right  
 Debut: September 12, 1987 Final Game: August 22, 1997  
 Teams: Boston Red Sox, Los Angeles Dodgers, Milwaukee Brewers, San Diego Padres, and Detroit Tigers



**LARRY ROTHSCHILD** **P**  
 Born: March 12, 1954, Chicago, Illinois  
 Height: 6-2 Weight: 180  
 Throws: Right Bats: Left  
 Debut: September 11, 1981 Final Game: September 14, 1982  
 Team: Detroit Tigers




**LUIS ALICEA** **2B/3B**  
 Born: July 29, 1965, Santurce, Puerto Rico  
 Height: 5-9 Weight: 177  
 Throws: Right Bats: Switch  
 Debut: April 23, 1988 Final Game: September 25, 2002  
 Teams: St. Louis Cardinals, Boston Red Sox, Anaheim Angels, Texas Rangers, and Kansas City Royals




**MIKE FUENTES** **OF**  
 Born: June 11, 1958, Miami, Florida  
 Height: 6-3 Weight: 190  
 Throws: Right Bats: Right  
 Debut: September 2, 1983 Final Game: September 21, 1984  
 Team: Montreal Expos




**JEFF GRAY** **P**  
 Born: April 10, 1963, Richmond, Virginia  
 Height: 6-1 Weight: 175  
 Throws: Right Bats: Right  
 Debut: June 21, 1988 Final Game: July 28, 1991  
 Teams: Cincinnati Reds and Boston Red Sox



**JIM WEAVER** **OF**  
 Born: October 10, 1959, Kingston, New York  
 Height: 6-3 Weight: 190  
 Throws: Left Bats: Left  
 Debut: April 10, 1985 Final Game: September 30, 1989  
 Teams: Detroit Tigers, Seattle Mariners, and San Francisco Giants




**DEION SANDERS** **OF**  
 Born: August 9, 1967, Fort Myers, Florida  
 Height: 6-1 Weight: 195  
 Throws: Left Bats: Left  
 Debut: May 31, 1989 Final Game: June 14, 2001  
 Teams: New York Yankees, Atlanta Braves, Cincinnati Reds, and San Francisco Giants



## PAUL SORRENTO 1B/OF

Born: November 17, 1965, Somerville, Massachusetts  
 Height: 6-2                      Weight: 195  
 Throws: Right                  Bats: Left  
 Debut: September 8, 1989      Final Game: October 2, 1999  
 Teams: Minnesota Twins, Cleveland Indians, Seattle Mariners,  
 and Tampa Bay Devil Rays




## TIM DAVIS P

Born: July 14, 1970, Marianna, Florida  
 Height: 5-11                      Weight: 165  
 Throws: Left                      Bats: Left  
 Debut: April 4, 1994              Final Game: April 18, 1997  
 Team: Seattle Mariners




## BIEN FIGUEROA SS/2B

Born: February 7, 1964, Santo Domingo, Dominican Republic  
 Height: 5-10                      Weight: 170  
 Throws: Right                      Bats: Right  
 Debut: May 17, 1992              Final Game: October 4, 1992  
 Team: St. Louis Cardinals




## GAR FINNVOLD P

Born: March 11, 1968, Boynton Beach, Florida  
 Height: 6-5                      Weight: 195  
 Throws: Right                      Bats: Right  
 Debut: May 10, 1994              Final Game: August 7, 1994  
 Team: Boston Red Sox




## JERRY NIELSEN P

Born: August 5, 1966, Sacramento, California  
 Height: 6-3                      Weight: 185  
 Throws: Left                      Bats: Left  
 Debut: July 12, 1992              Final Game: July 8, 1993  
 Teams: New York Yankees and California Angels




## MATT DUNBAR P

Born: October 15, 1968, Tallahassee, Florida  
 Height: 6-0                      Weight: 170  
 Throws: Left                      Bats: Left  
 Debut: April 25, 1995              Final Game: May 20, 1995  
 Team: Florida Marlins



## RICHIE LEWIS P

Born: January 25, 1966, Muncie, Indiana  
 Height: 5-6                      Weight: 175  
 Throws: Right                      Bats: Right  
 Debut: July 31, 1992              Final Game: June 4, 1998  
 Teams: Baltimore Orioles, Florida Marlins, Detroit Tigers, Oakland Athletics,  
 and Cincinnati Reds




## ROGER BAILEY P

Born: October 3, 1970, Chattahoochee, Florida  
 Height: 6-1                      Weight: 180  
 Throws: Right                      Bats: Right  
 Debut: April 27, 1995              Final Game: September 24, 1997  
 Team: Colorado Rockies




## RAFAEL BOURNIGAL SS/2B

Born: May 12, 1966, Azua, Dominican Republic  
 Height: 5-11                      Weight: 160  
 Throws: Right                      Bats: Right  
 Debut: September 1, 1992        Final Game: October 3, 1999  
 Teams: Los Angeles Dodgers, Oakland Athletics, and Seattle Mariners



## KENNY ROBINSON P

Born: November 3, 1969, Barberton, Ohio  
 Died: February 28, 1999, Tucson, Arizona  
 Height: 5-9                      Weight: 175  
 Throws: Right                      Bats: Right  
 Debut: July 20, 1995              Final Game: September 24, 1997  
 Teams: Toronto Blue Jays and Kansas City Royals




## EDUARDO PEREZ 1B/OF

Born: September 11, 1969, Cincinnati, Ohio  
 Height: 6-4                      Weight: 215  
 Throws: Right                      Bats: Right  
 Debut: July 27, 1993              Final Game: October 1, 2006  
 Teams: California Angels, Cincinnati Reds, St. Louis Cardinals,  
 Tampa Bay Devil Rays, Cleveland Indians, and Seattle Mariners




## JOHN WASDIN P

Born: August 5, 1972, Fort Belvoir, Virginia  
 Height: 6-2                      Weight: 190  
 Throws: Right                      Bats: Right  
 Debut: August 24, 1995              Final Game: July 7, 2007  
 Teams: Oakland Athletics, Boston Red Sox, Colorado Rockies,  
 Baltimore Orioles, Toronto Blue Jays, Texas Rangers, and Pittsburgh Pirates



## MARC RONAN C

Born: September 19, 1969, Ozark, Alabama  
 Height: 6-2                      Weight: 190  
 Throws: Right                      Bats: Left  
 Debut: September 21, 1993        Final Game: October 3, 1993  
 Team: St. Louis Cardinals




## PAUL WILSON P

Born: March 28, 1973, Orlando, Florida  
 Height: 6-5                      Weight: 235  
 Throws: Right                      Bats: Right  
 Debut: April 4, 1996              Final Game: May 16, 2005  
 Teams: New York Mets, Tampa Bay Devil Rays, and Cincinnati Reds




**CHRIS BROCK** P  
 Born: February 5, 1970, Orlando, Florida  
 Height: 6-0      Weight: 175  
 Throws: Right      Bats: Right  
 Debut: June 11, 1997      Final Game: September 28, 2002  
 Teams: Atlanta Braves, San Francisco Giants, Philadelphia Phillies, and Baltimore Orioles



**MATT DIAZ** OF  
 Born: March 3, 1978, Portland, Oregon  
 Height: 6-0      Weight: 215  
 Throws: Right      Bats: Right  
 Debut: July 19, 2003      Final Game: May 18, 2013  
 Teams: Tampa Bay Devil Rays, Kansas City Royals, Atlanta Braves, Pittsburgh Pirates, and Miami Marlins



**JEFF TAM** P  
 Born: August 19, 1970, Fullerton, California  
 Height: 6-1      Weight: 202  
 Throws: Right      Bats: Right  
 Debut: June 30, 1998      Final Game: July 9, 2003  
 Teams: New York Mets, Cleveland Indians, Oakland Athletics, and Toronto Blue Jays



**SCOTT PROCTOR** P  
 Born: January 2, 1977, Stuart, Florida  
 Height: 6-1      Weight: 195  
 Throws: Right      Bats: Right  
 Debut: April 20, 2004      Final Game: September 28, 2011  
 Teams: New York Yankees, Los Angeles Dodgers, and Atlanta Braves



**J.D. DREW** OF  
 Born: November 20, 1975, Tallahassee, Florida  
 Height: 6-1      Weight: 200  
 Throws: Right      Bats: Left  
 Debut: September 8, 1998      Final Game: September 28, 2011  
 Teams: St. Louis Cardinals, Atlanta Braves, Los Angeles Dodgers, and Boston Red Sox



**MICKEY LOPEZ** 2B  
 Born: November 17, 1973, Miami, Florida  
 Height: 5-9      Weight: 170  
 Throws: Right      Bats: Switch  
 Debut: September 6, 2004      Final Game: October 3, 2004  
 Team: Seattle Mariners




**DOUG MIENTKIEWICZ** 1B  
 Born: June 19, 1974, Toledo, Ohio  
 Height: 6-2      Weight: 195  
 Throws: Right      Bats: Left  
 Debut: September 18, 1998      Final Game: October 4, 2009  
 Teams: Minnesota Twins, Boston Red Sox, New York Mets, Kansas City Royals, New York Yankees, Pittsburgh Pirates, and Los Angeles Dodgers



**MARSHALL McDOUGALL** 3B  
 Born: December 19, 1978, Jacksonville, Florida  
 Height: 6-1      Weight: 200  
 Throws: Right      Bats: Right  
 Debut: June 7, 2005      Final Game: October 2, 2005  
 Team: Texas Rangers



**JONATHAN JOHNSON** P  
 Born: July 16, 1974, LaGrange, Georgia  
 Height: 6-0      Weight: 180  
 Throws: Right      Bats: Right  
 Debut: September 27, 1998      Final Game: June 13, 2003  
 Teams: Texas Rangers, San Diego Padres, and Houston Astros




**JOHN-FORD GRIFFIN** OF  
 Born: November 19, 1979, Sarasota, Florida  
 Height: 6-2      Weight: 215  
 Throws: Left      Bats: Left  
 Debut: September 6, 2005      Final Game: September 30, 2007  
 Team: Toronto Blue Jays



**RANDY CHOATE** P  
 Born: September 5, 1975, San Antonio, Texas  
 Height: 6-1      Weight: 205  
 Throws: Left      Bats: Left  
 Debut: July 1, 2000      Final Game: October 2, 2015  
 Teams: New York Yankees, Arizona Diamondbacks, Tampa Bay Rays, Florida/Miami Marlins, Los Angeles Dodgers, and St. Louis Cardinals



**STEPHEN DREW** 2B/SS  
 Born: March 16, 1983, Hahira, Georgia  
 Height: 6-0      Weight: 200  
 Throws: Right      Bats: Left  
 Debut: July 15, 2006      Final Game: July 25, 2017  
 Teams: Arizona Diamondbacks, Oakland Athletics, Boston Red Sox, New York Yankees, and Washington Nationals



**KEVIN CASH** C  
 Born: December 6, 1977, Tampa, Florida  
 Height: 6-0      Weight: 200  
 Throws: Right      Bats: Right  
 Debut: September 6, 2002      Final Game: October 3, 2010  
 Teams: Toronto Blue Jays, Tampa Bay Devil Rays, Boston Red Sox, New York Yankees, and Houston Astros



**DANIEL DAVIDSON** P  
 Born: January 8, 1981, Panama City, Florida  
 Height: 6-4      Weight: 225  
 Throws: Left      Bats: Left  
 Debut: April 19, 2009      Final Game: April 25, 2009  
 Team: Los Angeles Angels



## HUNTER JONES P


Born: January 10, 1984, Palm Beach Gardens, Florida  
 Height: 6-4                      Weight: 250  
 Throws: Left                      Bats: Left  
 Debut: April 20, 2009                      Final Game: May 6, 2010

Teams: Boston Red Sox and Florida Marlins



## SHANE ROBINSON OF


Born: October 30, 1984, Tampa, Florida  
 Height: 5-9                      Weight: 170  
 Throws: Right                      Bats: Right  
 Debut: May 7, 2009                      Final Game: --  
 Teams: St. Louis Cardinals, Minnesota Twins, Los Angeles Angels and New York Yankees



## BUSTER POSEY C/1B

Born: March 27, 1987, Leesburg, Georgia  
 Height: 6-1                      Weight: 215  
 Throws: Right                      Bats: Right  
 Debut: September 11, 2009                      Final Game: --

Team: San Francisco Giants



## ELIH VILLANUEVA P

Born: July 27, 1986, Miami, Florida  
 Height: 6-2                      Weight: 230  
 Throws: Right                      Bats: Right  
 Debut: June 15, 2011                      Final Game: --

Team: Florida Marlins



## BARRET BROWNING P

Born: December 28, 1984, Brunswick, Georgia  
 Height: 6-2                      Weight: 230  
 Throws: Left                      Bats: Left  
 Debut: June 30, 2012                      Final Game: August 23, 2012

Team: St. Louis Cardinals



## JOHN GAST P

Born: February 16, 1989, Altamonte Springs, Florida  
 Height: 6-2                      Weight: 190  
 Throws: Left                      Bats: Left  
 Debut: May 14, 2013                      Final Game: May 25, 2013

Team: St. Louis Cardinals



## TYLER HOLT OF

Born: March 10, 1989, Marion, Indiana  
 Height: 5-10                      Weight: 200  
 Throws: Right                      Bats: Right  
 Debut: July 6, 2014                      Final Game: October 2, 2016

Teams: Cleveland Indians and Cincinnati Reds



## RAFAEL LOPEZ C/1B

Born: October 2, 1987, Philadelphia, Pennsylvania  
 Height: 5-9                      Weight: 200  
 Throws: Right                      Bats: Left  
 Debut: September 2, 2014                      Final Game: --


Teams: Chicago Cubs, Cincinnati Reds and San Diego Padres



## DEVON TRAVIS 2B

Born: February 21, 1991, West Palm Beach, Florida  
 Height: 5-9                      Weight: 190  
 Throws: Right                      Bats: Right  
 Debut: April 6, 2015                      Final Game: --

Team: Toronto Blue Jays



## SEAN GILMARTIN P

Born: May 8, 1990, Thousand Oaks, California  
 Height: 6-2                      Weight: 200  
 Throws: Left                      Bats: Left  
 Debut: April 10, 2015                      Final Game: --

Team: New York Mets and Baltimore Orioles



## LUKE WEAVER P

Born: August 21, 1993, DeLand, Florida  
 Height: 6-2                      Weight: 170  
 Throws: Right                      Bats: Right  
 Debut: August 13, 2016                      Final Game: --


Team: St. Louis Cardinals



## STEPHEN CARDULLO 1B/OF

Born: August 31, 1987, Hollywood, Florida  
 Height: 6-0                      Weight: 215  
 Throws: Right                      Bats: Right  
 Debut: August 26, 2016                      Final Game: April 22, 2017

Team: Colorado Rockies



## ROBBY SCOTT P

Born: August 29, 1989, Miami, Florida  
 Height: 6-3                      Weight: 220  
 Throws: Left                      Bats: Switch  
 Debut: September 2, 2016                      Final Game: --

Team: Boston Red Sox



## DJ STEWART OF

Born: November 30, 1993, Gainesville, Florida  
 Height: 6-0                      Weight: 230  
 Throws: Right                      Bats: Left  
 Debut: September 12, 2018                      Final Game: --

Teams: Baltimore Orioles



## SHERMAN JOHNSON INF

Born: July 15, 1990, Tampa, Florida  
 Height: 5-10                      Weight: 190  
 Throws: Right                      Bats: Left  
 Debut: September 19, 2018                      Final Game: --

Teams: Los Angeles Angels



***STAFF***



***HONORS***



***PLAYERS***



***RESULTS***



***REVIEW***



***PROS***



***RECORDS/  
STATS***



***ADMIN***





## JOHN THRASHER

### University President

John Thrasher, a Florida State University alumnus and former state legislator, is the university's 15th president.

Thrasher assumed the presidency on Nov. 10, 2014, after a successful career as a state legislator, businessman, lobbyist and lawyer. As president, Thrasher has focused his efforts on elevating FSU's reputation as a preeminent research institution. He has presided over a \$1 billion fundraising campaign, advanced the university's academic and research mission, championed diversity and inclusion, and welcomed the best and brightest students in the university's history.

Thrasher earned a bachelor's degree in business from Florida State in 1965.

After graduating, he joined the U.S. Army where he received the Army Commendation Medal in Germany and was awarded two Bronze Stars for his service in Vietnam. He was honorably discharged as a captain in 1970.

Thrasher then returned to his alma mater to earn a law degree with honors in 1972.

After working in private law practice in Daytona Beach and Tallahassee for several years, Thrasher returned to Jacksonville to serve as general counsel of the Florida Medical Association, a position he held for 20 years. He also served as "of counsel" to the Jacksonville law firm of Smith, Hulsey & Busey from 1996 to 2008. Thrasher was a partner of Southern Strategy Group, a Tallahassee-based governmental relations firm, from 2001 to 2009.

Thrasher's political career began in 1986 when he was elected to the Clay County School Board where he served as vice chairman, then chairman. He then became a state representative in 1992, and he was re-elected without opposition in 1994, 1996 and 1998.

Thrasher was unanimously elected as the speaker of the Florida House of Representatives in 1998. He was elected to the Florida Senate in 2009 and subsequently re-elected. He served as chairman for the Republican Party of Florida in 2010.

From 2001 to 2005, Thrasher was the first chair of Florida State University's Board of Trustees. He was a key supporter of legislation that brought funding to the development of FSU's College of Medicine, and a building at the college is named in his honor.

In 2016, he was inducted into the FSU College of Business Hall of Fame. He currently serves on the College Football Playoff Board of Managers.

Born in Columbia, S.C., Thrasher moved to Florida as a child and grew up in Jacksonville. He and his wife, Jean, have three children and eight grandchildren.

## BOARD OF TRUSTEES 2018-19



**EDWARD E.  
"ED" BURR**  
Chair



**TODD  
ADAMS**



**MAXIMO  
ALVAREZ**



**KATHRYN  
BALLARD**



**WILLIAM "BILLY"  
BUZZETT**



**EMILY FLEMING  
"JUNE" DUDA**



**JORGE  
GONZALEZ**



**JIM W.  
HENDERSON**



**MARK  
HILLIS**



**CRAIG  
MATEER**



**STACEY  
PIERRE**



**BOB  
SASSER**



**BRENT W.  
SEMBLER**



**DAVID COBURN**  
**Interim Athletics Director**

David Coburn brought a wealth of legislative and state budget experience to the university's administration when President Eric Barron hired him in 2012.

He is a 34-year veteran of the Florida legislative process, most recently Staff Director of the Florida Senate Committee on Ways and Means prior to coming to FSU. He served as Chief of Staff of the House of Representatives under two different Speakers, as Chief of Staff of the Senate under Senate President Ken Pruitt, and as Director of Planning and Budgeting for Gov. Lawton Chiles from 1992-94.


Coburn is a triple Florida State alumnus having earned a bachelor's degree, a master's degree in Urban and Regional Planning, and a Juris Doctorate from the FSU College of Law.

**SENIOR STAFF & BASEBALL OVERSIGHT**

Florida State Athletics



**CINDY HARTMANN**  
 Deputy Director of Athletics for Administration



**KARL HICKS**  
 Deputy Director of Athletics for External Operations



**JIM CURRY**  
 Senior Associate Athletics Director for Governance and Compliance



**VANESSA FUCHS**  
 Senior Associate Athletics Director and Senior Woman Administrator



**MICHELE OSBORNE**  
 Associate General Counsel



**DR. GREG BEAUMONT**  
 Senior Associate Athletics Director for Student-Athlete Academic Services



**PAMELA L. PERREWE**  
 Faculty Athletics Representative



**DR. JOHN LATA**  
 Assistant Athletics Director of Student-Athlete Academic Services/ Baseball Oversight

**SPORTS INFORMATION**



**STEVEN McCARTNEY**  
Baseball SID



**ELLIOTT FINEBLOOM**  
Asst. AD, Sports Information & Digital Media



**CHUCK WALSH**  
Deputy Director  
M. Basketball/W. Golf



**DEREK SATTERFIELD**  
Sr. Assoc. Dir. - Football



**BOB THOMAS**  
Assoc. Director - Cross Country  
Track & Field



**KELSEY BIBIK**  
Asst. Director - Beach Volleyball &  
Indoor Volleyball



**SCOTT MORIAK**  
Asst. Director - Soccer &  
Softball



**CHRISTA SALERNO**  
Asst. Director - Football  
Swim & Dive



**STEVE STONE**  
Asst. Director - W. Basketball &  
M. Golf



**BRET CLEIN**  
SID Assistant - M. Tennis &  
W. Tennis

**SEMINOLE PRODUCTIONS**



**MARK RODIN**  
Executive Director



**JIM GARBARINO**  
Senior Director of Programming



**KIRBY KANDER**  
Senior Director of Live Events




**ADAM FELDHAUS**  
Content Producer



**MICHAEL FERTIG**  
Content Producer



**ALLIE LANE**  
Scoreboard Producer



**CAITLIN PETERSON**  
Scoreboard Producer



**SARAH HARTLE**  
Producer



**WYATT DOSSEY**  
ACC Network Extra Producer



**KYLE PARSONS**  
ACC Network Extra Producer



**CALEB NYBERG**  
Producer

**DIGITAL MEDIA STAFF**



**LAYNE HERDT**  
Assistant Director



**TIM LINAFELT**  
Senior Writer,  
Seminoles.com



**KELSEY MILLER**  
Social/Digital Media  
Specialist



**JAMAAL SIMMONS**  
Digital Media Producer



**ROB LEVINE**  
Production Support



**JERRY TOOTLE**  
Producer/Director



**CHASE DAFTARY**  
Producer



# SEMINOLE TRIBE OF FLORIDA: THE UNCONQUERED PEOPLE

By Barry Ray  
FSU Office of News and Public Affairs

As a people, few have prevailed over more trying circumstances than the Seminole Indians of Florida. Over the course of almost two centuries, Florida's Seminoles endured three wars with the U.S. government, resisted numerous efforts to relocate them to federal reservations in the West, and ultimately made their home in one of the world's most inhospitable environments, the Florida Everglades. That they have not only survived, but thrived – all the while maintaining their fierce independence and rich culture – is a tribute to their courage and perseverance. This is their story.

Long before European explorers ever visited the area now known as Florida, native peoples had been living here for thousands of years. In fact, as many as 100,000 members of four Indian nations – the Apalachee, the Tequesta, the Timucua and the Calusa – were living in highly organized settlements throughout the peninsula when the Spanish first arrived in 1513.

The native peoples' lack of resistance to smallpox, yellow fever and other "European" diseases, as well as later slaving raids from the English colonies of Georgia and South Carolina, eventually decimated their numbers. By the mid-18th century, the Indian nations of Florida had ceased to exist.

In their place, groups of Indians from a confederation of tribes collectively referred to as the Lower Creeks began moving into Florida from Alabama and Georgia. They had been pushed out of their former homes by the encroachment of white settlers, as well as by conflicts with other tribes. It was around this time that the name "Seminoles" first appeared; there are several possible explanations as to its origins.

When the first English speakers began arriving in Florida in 1763, they found many Creeks living as yat'siminoli, or "free people," across the northern part of the Florida peninsula. ("Yat'siminoli" was a term used in the Mikisúkî, or Miccosukee, language, which still is spoken today.) The settlers may have simply ignored the Indians' separate tribal affiliations and called them all Seminolies, or Seminoles.

Others believe that the Seminole name comes from the Spanish word cimarron, meaning "wild men" or "unconquered." The Indians may have been given this name because they had escaped from slavery in the English-controlled colonies to the north.

With the end of the American Revolutionary War in 1784, English-speaking settlers began moving southward in ever greater numbers, buying or seizing land from the native inhabitants. By 1813, some of the Creek tribes in Alabama rose up against the white settlers and the Indian tribes that supported them. This conflict, known as the Creek War of 1813-14, proved disastrous to all of the tribes. U.S. troops led by Gen. Andrew Jackson crushed the uprising and forced a treaty on the Creeks that took more than 2 million acres of land from them. Several thousand Creek warriors and their families migrated south into Spanish Florida, where they and the Seminoles increased their resistance to white settlement.

In 1814, such conflicts escalated into the first of three Seminole wars. Over the next four years, Jackson illegally entered Spanish Florida numerous times to burn Seminole villages and kill resistance leaders.

With the end of the First Seminole War in 1818, many Indians moved further into Florida. By 1820, the year before Spanish Florida became a U.S. territory, there were at least 5,000 Seminoles, Creeks and Mikisúkî people living here. However, a series of federal treaties failed to protect their rights and, in 1835, war broke out again.

The Second Seminole War (1835-42) proved to be the longest, most costly, and the last of the U.S. wars of Indian removal fought east of the Mississippi River. It also would be the first guerilla-style war faced by U.S. troops. Led by the fierce warrior Osceola, the Seminoles were aided by runaway slaves, who received protection from their allies in return for a portion of the agricultural staples that they grew. These so-called "Black Seminoles" also had a reputation as fierce fighters, and were equally determined to preserve their freedom.

The fighting ended in a stalemate in 1842, and an uneasy peace lasted for 14 years. In 1856, however, Seminole leader Billy Bowlegs and his followers were provoked by U.S. soldiers. They retaliated, and the ensuing series of skirmishes became known as the Third Seminole War (1856-58).

When U.S. troops once more withdrew – again with no treaty or victory – the Seminole Wars finally ended. All told, more than 3,000 Seminoles had been forcibly removed from Florida to the Western territories of Arkansas and Oklahoma. As few as 300 remained in Florida, and they took refuge within the dense swamps of the Everglades. However, their place in history was assured as the only American Indian tribe never to have signed a peace treaty with the U.S. government.

From the 1920s onward, as the development boom exploded in South Florida, the Seminoles lost more and more of their hunting lands to tourists and settlers. They became agricultural workers in the vegetable fields of South Florida, and also ran tourist attractions, wearing their colorful patchwork clothing, producing souvenirs and wrestling alligators.

On Aug. 21, 1957, the Seminole Tribe of Florida was established through a majority vote of Florida's Seminole Indians. This vote gave the Seminoles federal recognition as a self-governing tribe with a constitutional form of government. The Seminole Tribe of Florida now has almost 3,000 members living on five reservations across the peninsula at Hollywood, Big Cypress, Brighton, Immokalee and Tampa.

The Seminoles work hard to be economically independent. Tourism and gaming profits pay for infrastructure and schools on their reservations, while citrus groves, cattle agriculture, aircraft production, tobacco sales, land leases and aquaculture are other significant sources of revenue.

Having persevered through two centuries of adversity, the Seminole Indians of Florida have earned the right to call themselves "the unconquered people." Their indomitable spirit is one that Florida State University proudly seeks to emulate in all of its endeavors.

## THE SYMBOL: SEMINOLES

Florida State would play two games in 1947 before students demanded the school acquire a symbol. While details of the conflict, most believe the account of a poll of the student body is accurate. The Florida Flambeau reported that Seminoles had won by 110 votes over Statesmen. The rest of the top contenders (in order) were Rebels, Tarpons, Fighting Warriors and Crackers.



In the 1950s, a pair of students dressed in Native American costumes and joined the cheerleaders on the field which eventually evolved into the majestic symbol of Osceola and Renegade that FSU now enjoys. Today, the Seminole Indian Tribe participates in many campus activities.

Florida State University is proud of its longstanding cooperative relationship with the Seminole Tribe of Florida. The Seminole people have suffered many hardships and injustices, but they have remained brave, dignified and proud. The Seminoles are unconquered. They symbolize what we hope will be the traits of all of our graduates, including our student-athletes.