

TABLE OF CONTENTS



FSU BASEBALL

1	Table of Contents
2	Media Information
3	Quick Facts
4	2020 Roster
5	Mike Martin Field at Dick Howser Stadium

STAFF

8	Head Coach Mike Martin, Jr.
9	Asst. Coach Jimmy Belanger
10	Asst. Coach Mike Metcalfe/ Asst. Coach Tyler Holt
11	Director of Operations Chip Baker
12	Support Staff

PLAYERS

14	Returning Players
21	Newcomers
24	Bat Girls

REVIEW

26	2019 Final Stats
27	NCAA Rankings/Final Rankings
28	2019 Results
29	Miscellaneous Stats
30	2019 ACC Season in Review

RECORDS/STATS

32	Team Records
33	Individual Records
35	Individual Top 10
39	Team Top 10
41	No-Hitters
42	Yearly Hitting & Pitching Champions
43	Year-by-Year Team Hitting
44	Year-by-Year Team Pitching
45	Year-by-Year Record/Final Rankings
46	All-Time Lettermen
49	All-Time Jersey Numbers
53	Individual Career Stats - Hitting
63	Individual Career Stats - Pitching
68	Coaching History

HONORS

70	Players of the Year/All-Americans
72	ACC Accolades

RESULTS

76	All-Time Series Records
77	All-Time Results
102	Year-by-Year Results
120	ACC Players of the Week/Final Standings
122	Conference Tournament History
125	NCAA Tournament History

PROS

130	Seminole In The MLB Draft
133	First Round Draft Picks & Noles in the Majors

ADMIN

135	President John Thrasher/Athletics Director David Coburn/Athletics Senior Staff
136	Board of Trustees
137	Seminole Tribe of Florida

FSU MEDIA INFORMATION

Florida State Assistant Sports Information Director Steven McCartney can assist you with any requests or questions regarding the Seminoles' 2020 baseball program, coaches or student-athletes.

Steven McCartney

Florida State Assistant SID/Baseball // 850.322.6711 - cell
Email: smccartney@fsu.edu

Mailing address:

FSU Sports Information // PO Drawer 2195, Tallahassee, FL 32316

Shipping address:

FSU Sports Information // 403 Stadium Dr. West Room D0107, Tallahassee, FL 32306

CREDENTIAL REQUESTS

Press credentials are issued to members of the working media in the form of both season and game-by-game passes. All working press - print, digital, radio and television - should submit requests at their earliest opportunity prior to game day. Requests can be submitted by emailing Steven McCartney (smccartney@fsu.edu). Credentials can be picked up in the Florida State Sports Information Office on the second floor of the Moore Athletic Center, or at the Will Call ticket window on the first base side of Dick Howser Stadium on game days only with advance notice.

PARKING

There is no designated media parking for Florida State baseball games. Parking is available in the university lots around Dick Howser Stadium on a first-come, first-serve basis. All media are encouraged to arrive as early as possible to avoid parking problems. Legally parked cars will not be ticketed on game days, beginning two hours prior to first pitch.

PHOTOGRAPHERS

In accordance with NCAA rules and regulations, all photographers and videographers are required to shoot from within the designated areas inside the playing field area. Only credential-holding photographers and videographers will be admitted to shoot in those designated areas. These areas are marked just inside the gates adjacent to the home and visitors' dugouts. Photographers and videographers are asked not to obstruct the view of fans.

PLAYERS AND COACHES INTERVIEWS

All player and coach interviews must be arranged through Steven McCartney in the Sports Information office at 850.644.3920 (office) or 850.322.6711 (cell) or via email at smccartney@fsu.edu. Florida State coaches and players will be made available to the media at Dick Howser Stadium prior to practices on weekdays.

On game days, FSU coach Mike Martin, Jr. and requested players will be made available at the conclusion of each game, following a 10-minute cooling off period. Martin will meet with the media in the Tradition Room immediately after addressing the team. Requested FSU players will also be escorted to the Tradition Room by a member of the sports information staff after Martin's interview is completed. All media interviews with players and coaches must be conducted at these times, unless previously arranged through the sports information office. Player contact information will not be shared and interviews outside the established parameters are prohibited. Players are not to be contacted through the use of Twitter, Facebook and other social media avenues.

FSU ON THE WEB

All the game stories, updated stats, weekly releases, photo galleries, live stat links and Seminole baseball news is available 24 hours a day, seven days a week at www.seminoles.com, the official athletics website for Florida State University.

Fans can get a more intimate look at the 2020 Seminoles on social media by following Seminoles.com and FSU Baseball on Twitter (@FSUbaseball), Facebook (Facebook.com/FSUbaseball) and Instagram (NoleBaseball).

Fans can also follow live stats at Seminole.com or fsu.statbroadcast.com.

RADIO

Florida State will continue its relationship with Adams Radio Group as the flagship radio station for Seminole Baseball in 2020. All games will be carried locally in Tallahassee on WQTL Kool 106.1 FM with Eric Luallen providing all the play-by-play action. From the season opener to all the ACC and NCAA Tournament action beginning in May, WQTL will give FSU fans the best coverage in college baseball.

Out of town listeners for all FSU baseball games can listen to the live radio broadcast FREE OF CHARGE on the official site for Florida State athletics Seminole.com or through the Florida State University Gameday app.

TELEVISION/INTERNET

Florida State's rich baseball tradition will once again attract live coverage from cable television networks throughout the nation. The Seminoles' strong baseball tradition and Atlantic Coast Conference schedule make Florida State no stranger to television exposure. Seminole baseball will be featured over 50 times on national television or streaming through the ESPN Family of Networks, including the new ACC Network. Games will also stream on WatchESPN.

MEDIA INFORMATION

FSU DIGITAL MEDIA & SEMINOLES.COM

The Digital Media Department is responsible for presenting the Seminoles online. Offices are located on the second floor of the Moore Athletics Center.

The department manages FSU's official site Seminoles.com, the official social media platforms for the Seminoles, online stores, auctions, apps, promotional and championship sites.

Also at Seminoles.com, fans can find:

- Live game audio featuring Eric Luallen, the voice of Seminole baseball.
- Live in-game stats.
- Unique written and video content aimed at engaging and informing Seminole fans.
- Access to the Florida State Seminole Facebook (Florida State Seminoles Baseball), Twitter (@FSUBaseball) and Instagram (@nolebaseball) accounts.
- Roster, Schedules, Media Guides, Game Notes and more.

THE LEE BOWEN RADIO BOOTH

For 15 years, Lee Bowen served as the voice of the Florida State Seminoles. From Marshall McDougall's record-setting six home run game at Maryland to numerous NCAA postseason appearances, Lee Bowen was Seminole baseball.

Bowen called the action for over 1,000 Florida State baseball games over his 15-year career, including 26 from the College World Series. He was behind the microphone for more than 100 Seminole NCAA postseason games.

He was a one-man show on the road, calling the action from as far as away as Hawaii and California. At home, Bowen teamed with longtime partner Jim Crosby as the many fans sitting at Dick Houser Stadium would listen in as they watched the ballgames. Bowen traveled with the team to the College World Series in Omaha eight times, including the 1999 CWS in which Florida State defeated Stanford in extra innings to advance to the national championship game.

Over his last five years, Bowen was joined in the radio booth by his wife Adrienne. The two were married on June 27, 1999 and Adrienne would often accompany her husband on Seminole baseball road trips.

Bowen, who was instrumental in getting all Florida State baseball games on the radio, also served as the broadcast coordinator for football and men's basketball on FSU's radio network. He began his career as a statistician on the network after he came to Tallahassee from the Burlington Indians of the Appalachian League, where he called play-by-play for the rookie league team.

SEMINOLE PRODUCTIONS

Anyone who has visited the second floor broadcast facilities in the Moore Athletic Center has seen them - the two very large, yet overcrowded trophy cases in the Seminole Productions area. That's because each and every year, Florida State's Seminole Productions is recognized for excellence. With an experienced, award-winning professional staff and talented students, Seminole Productions is viewed as a leader in sports production, graphics, and visual communications. ESPN executives visited the state of the art SP facility and were so impressed, that they set in motion the groundwork to form a strategic partnership with Seminole Productions.

Seminole Productions was the first ACC member to produce a spotlight live event for ESPN's main linear channel when it produced the 2017 NCAA Women's Softball Tallahassee Regional Championship Game and five other games that weekend. SemPro also produced the final home football contest in 2017 vs ULM for ESPN. Since then, Seminole Productions has produced over 50 Live Linear Events for ESPN and even the SEC Network. SP has also produced hundreds of ACC Network/ESPN3 broadcasts. ESPN contracted Seminole Productions to produce live events and show programming for their sports networks including ACC Network Extra, ESPN3, ESPN2, and ESPN. SP-produced Live Events for ESPN include Football Pro Day, Football National Signing Day, and Football Spring Games, as well as Baseball, Basketball, Soccer, Softball, Volleyball, Tennis, and multiple NCAA Championships, just to name a few.

Seminole Productions, with the help of FSU Athletics, also recently completed a multi-million-dollar renovation to its control rooms and studio facilities. The new and enhanced state of the art facility is now capable of running multiple network broadcasts and video board productions simultaneously. The new broadcast areas are so advanced that major networks can run their broadcasts out of Seminole Productions control rooms without the need of expensive broadcast TV and satellite trucks. These multimillion dollar upgrades were completed prior to the launch of the ACC Network in August.

Established in 1987, Seminole Productions handles virtually every video production need for Florida State Athletics. It produces Inside Seminole Football, Leonard Hamilton and Sue Semrau shows, Seminole Gametime Behind the Scenes, as well as Noles All-Access and other contracted shows for major networks. Seminole Productions also provides all of the production elements and support for Seminole Vision, the in-game entertainment productions for all Florida State football, basketball and baseball home contests with more in-venue videoboards coming on-line soon. Creating the perfect blend of high-tech wizardry with outstanding Seminole sports action is a big part of what Seminole Productions is all about. Seminole Productions also provides visual communication support for the government and other agencies throughout the State of Florida.

Over the years, Seminole Productions has won over 350 national and international awards in a variety of production and graphics categories. It has been recognized for its work with Florida State athletics for TV programs, coach and program support, and for content running on FSU's Big Screen displays. SP staff members have even nominated for multiple Emmy Awards over the years.

Beyond its professional work, Seminole Productions main mission is one of teaching and is a part of the FSU College of Communications and Information. Senior Director of Programming Jim Garbarino and Senior Director Kirby Kander are adjunct professors for the College. FSU Communications students get to learn from industry professionals while working on real world professional productions for national networks learning their craft on state of the art equipment. Seminole Productions has placed students in the broadcasting and film industries everywhere from New York to Los Angeles and with professional sports teams nationwide. Visit seminoleproductions.fsu.edu for more information.

SEMINOLE PRODUCTIONS STAFF

JIM GARBARINOSenior Director of Programming
KIRBY KANDERSenior Director of Live Events
MICHAEL FERTIGManaging Producer, Sports Venue Entertainment
ADAM FELDHAUSProducer, Sports Venue Entertainment
KYLE PARSONSProducer, ACC Network Extra
WYATT DOSSEYProducer, ACC Network Extra
JIMMY BOLANDDirector of Engineering
CHUCK STEWARTEngineer
SARAH HARTLEProducer
JEFF LEVINEProducer
ROB LEVINEProduction Support

MEDIA RELATIONS STAFF

ELLIOTT FINEBLOOMAssistant Athletics Director of Sports Information & Digital Media
CHUCK WALSHDeputy Director - Men's Basketball & Women's Golf
DEREK SATTERFIELDSenior Associate Communications Director - Football
BOB THOMASAssociate Director - Cross Country & Track & Field
SCOTT MORIAKAssistant Director - Volleyball & Softball
CHRISTIA SALERNOAssistant Director - Swimming & Diving / Football
STEVE STONEAssistant Director - Women's Basketball & Men's Golf
BRET CLEINAssistant SID - Soccer & Beach Volleyball
KELSEY WICINSKISID Assistant - Men's & Women's Tennis



STEVEN McCARTNEY

Assistant Sports Information Director
Baseball & Football

smccartney@fsu.edu
(850) 322-6711

UNIVERSITY INFORMATION

Location.....	Tallahassee, FL
Symbol.....	Seminoles
Colors.....	Garnet and Gold
Enrollment.....	(as of Fall 2019) 41,717
President.....	John Thrasher
Athletic Director.....	David Coburn
Baseball Sport Oversight.....	Jason Dennard
Conference.....	Atlantic Coast Conference
National Affiliation (Division).....	Division I

BASEBALL INFORMATION

Head Coach.....	Mike Martin, Jr.
Alma Mater.....	Florida State (1995)
Record at Florida State.....	0-0 (1st Season)
Career Coaching Record.....	0-0 (1st Season)
Assistant Coach.....	Jimmy Belanger (1st Season/Louisville, 2009)
Assistant Coach.....	Mike Metcalf (1st Season/West Florida, 2000)
Volunteer Assistant Coach.....	Tyler Holt (2nd Season/Florida State, 2019)
Baseball Office Phone Number.....	(850) 644-1073
Ticket Office Phone Number.....	(850) 644-1830
Home Field/Capacity.....	Dick Howser Stadium/6,700
Surface/Dimensions.....	Natural Grass/LF-340, CF-400, RF-320

SID INFORMATION

Baseball SID.....	Steven McCartney
Phone Number.....	(850) 644-3920
Fax Number.....	(850) 644-3820
Cell Phone.....	(850) 322-6711
Email Address.....	smccartney@fsu.edu
Mailing Address.....	Florida State University 403 Stadium Drive West, Room D0107 Tallahassee, FL 32306
Athletic Website.....	www.seminoles.com
Baseball Twitter.....	@FSUBaseball
Facebook Address.....	Facebook.com/FSUBaseball
Instagram.....	NoleBaseball
Conference Baseball SID.....	Steve Phillips
Email Address.....	sphillips@theacc.org
Conference Website.....	www.theacc.com

MEDIA INFORMATION

Radio Station.....	WQTL - 106.1 FM
Play-by-Play Announcer.....	Eric Luallen

2019 FINAL RANKINGS

Collegiate Baseball.....	6
NCBWA.....	6
USA Today/ESPN Coaches Poll.....	7
Baseball America.....	7
D1Baseball.com.....	8
Perfect Game.....	8

TEAM INFORMATION

2019 Overall Record.....	42-23
Home Record.....	28-9
Away/Neutral Record.....	11-10/3-4
2019 Conference Record/Finish.....	17-13/3rd ACC Atlantic
Home Record.....	10-5
Away Record.....	7-8
2019 ACC Tournament - Durham, N.C.....	1-1
	#10 Wake Forest def. #6 FSU, 7-4
	#6 FSU def. #3 NC State, 11-0 (7)
2019 NCAA Tournament.....	6-2

Athens Regional (3-0)

FSU def. Florida Atlantic, 13-7 // FSU def. Georgia, 12-3 // FSU def. Georgia, 10-1

Baton Rouge Super Regional (2-0)

FSU def. LSU, 6-4 // FSU def. LSU, 5-4 (12)

College World Series (1-2)

FSU def. Arkansas, 1-0 // Michigan def. FSU, 2-0 // Texas Tech def. FSU, 4-1

Letterwinners Returning/Lost.....	18/10
Position Players Returning/Lost.....	8/7
Pitchers Returning/Lost.....	10/4
Newcomers.....	18
All-Time School Record (Yrs/Pct.).....	2,929-1,109-10 (72/725)
All-Time ACC Record (Yrs.).....	506-237-0 (28)
All-Time NCAA Record (Yrs.).....	197-128-0 (57)
Years in NCAA Regional (Last).....	57 (2019, 42 Consecutive)
All-Time College World Series Record (Pct.).....	30-46-0 (.395)
Years in College World Series (Last).....	23 (2019)

2019 ACC TEAM STATS

Batting.....	270 (10th)
Pitching.....	4.54 (9th)
Fielding Percentage.....	.964 (12th)

RETURNING STAT LEADERS

Batting Average.....	Robby Martin (.315)
Hits.....	Robby Martin (68)
Runs Scored.....	Nander De Sedas (38)
Doubles.....	Robby Martin (17)
Triples.....	Reese Albert (3)
Home Runs.....	Reese Albert (9)
RBI.....	Robby Martin (54)
Base on Balls.....	Elijah Cabell (39)
Stolen Bases.....	Elijah Cabell (9)
ERA (30+ innings pitched).....	Chase Haney (2.41)
Innings Pitched.....	CJ Van Eyk (99.1)
Wins.....	CJ Van Eyk (10)
Strikeouts.....	CJ Van Eyk (129)
Saves.....	Jonah Scolaro (2)
Opponent Batting Average (30+ innings pitched).....	Chase Haney (.170)

2020 ROSTER

No	Name	Pos	B/T	Ht	Wt	CI	Hometown/HS (Previous Schools)
2	Nander De Sedas	INF	S/R	6-2	198	SO	Panama City, Panama/Montverde Academy (Fla.)
3	Danny Andzel	INF	R/R	5-11	184	FR	Tallahassee, Fla./TNXL Academy
5	Shane Drohan	P	L/L	6-3	195	FR	West Palm Beach, Fla./Cardinal Newman
6	Brandon Walker	P	R/R	6-1	195	FR	Tallahassee, Fla./North Florida Christian
7	Cade Hungate	P	R/R	6-2	206	SO	Abingdon, Va./Abingdon
8	Caleb Cali	INF	R/R	6-2	211	FR	Minneola, Fla./Montverde Academy
9	Cooper Swanson	INF	R/R	6-1	211	JR	Fort Myers, Fla./Canterbury School
10	Tyrell Brewer	Util.	R/R	5-10	150	FR	Orlando, Fla./TNXL Academy
12	Tyler Ahearn	P	R/R	6-2	206	JR	Jupiter, Fla./IMG Academy
13	Jonah Scolaro	P	L/L	5-10	191	JR	Valrico, Fla./Durant
15	CJ Van Eyk	P	R/R	6-1	198	JR	Lutz, Fla./Steinbrenner
16	Tyler Martin	INF	L/R	6-1	160	FR	Tallahassee, Fla./Chiles
17	Clayton Kwiatkowski	P	L/L	6-2	215	SR	Tampa, Fla./Jesuit
18	Hunter Perdue	P	R/R	6-3	208	JR	Chesapeake, Va./Grassfield (State College of Florida)
19	Elijah Cabell	OF	R/R	6-2	200	SO	Winter Park, Fla./TNXL Academy
20	Kyle McMullen	P	R/R	6-2	205	r-JR	Jupiter, Fla./Jupiter (Palm Beach State College)
21	Chris Ruckdeschel	P	R/R	6-1	197	r-FR	Davie, Fla./St. Thomas Aquinas
22	Ryan Pettys	P	S/L	6-2	166	FR	Panama City Beach, Fla./Mosley
23	Reese Albert	OF	L/L	6-2	203	JR	Jupiter, Fla./Jupiter
25	Doug Kirkland	P/C	R/R	5-11	192	FR	Orlando, Fla./TNXL Academy
26	Robby Martin	OF	L/R	6-3	210	SO	Tampa, Fla./Jefferson
27	Jackson Greene	INF	R/R	5-11	199	JR	Live Oak, Fla./Suwannee (Wallace Community College)
29	Parker Messick	P	L/L	6-0	248	FR	Plant City, Fla./Plant City
30	Antonio Velez	P	L/L	6-1	212	SR	Brandon, Fla./Brandon (Hillsborough Community College)
31	Conor Grady	P	R/R	6-2	202	JR	Tampa, Fla./Tampa Catholic
32	Logan Lacey	P	R/R	5-10	190	JR	Tallahassee, Fla./Godby (Tallahassee Community College)
33	Chase Haney	P	R/R	6-6	227	r-SR	Winter Garden, Fla./Windermere Prep
35	Carter Smith	Util.	L/R	6-1	170	SR	Fort Myers, Fla./Canterbury School (Memphis/Florida SouthWestern State College)
36	Davis Hare	P	R/R	6-3	218	JR	Guyton, Ga./South Effingham (Wallace Community College)
37	JD Tease	INF	R/R	5-10	186	FR	Tallahassee, Fla./North Florida Christian
38	Isaiah Perry	OF	R/R	6-1	172	JR	Pembroke Pines, Fla./St. Thomas Aquinas (Texas Southern/Santa Fe CC)
40	Jack Anderson	P	R/R	6-3	197	SO	Tampa, Fla./Jesuit
43	Bryce Hubbart	P	L/L	5-11	190	FR	Windermere, Fla./Windermere
45	Dylan Simmons	1B/P	R/R	6-3	228	FR	Jacksonville, Fla./Trinity Christian
46	Jake Suddreth	P	R/R	6-3	200	SR	Queen Creek, Ariz./Mesquite (Mesa Community College/BYU)
48	Aaron Jensen	P	L/R	6-2	187	r-FR	Lutz, Fla./Hillsborough
51	Nico Baldor	INF	L/R	6-2	195	SR	Tampa, Fla./Jesuit (Miami)
63	Matheu Nelson	C	R/R	5-11	209	SO	Largo, Fla./Calvary Christian

Head Coach: 4 Mike Martin, Jr. (Florida State, 1995) - 1st Season as HC/23rd as FSU

Assistant Coach: 44 Jimmy Belanger (Louisville, 2009) - 1st Season at Florida State

Assistant Coach: 41 Mike Metcalf (West Florida, 2000) - 1st Season at Florida State

Undergraduate Assistant Coach: 1 Tyler Holt - 2nd Season at Florida State

Strength & Conditioning Coach: Jamie Burlison (South Carolina, 2012)

Athletic Trainer: Brandon Stone (Florida State, 2010)

Director of Baseball Operations: Chip Baker (High Point, 1980)

Bulpen Catcher: 28 Jamie Johnson

Bulpen Catcher: 42 Trent Herzog

Clubhouse & Equipment Manager: Andrew DeGood (Trine, 2014)

PRONUNCIATION GUIDE

Tyler AHEARN	A-her-n	Parker MESSICK	MESS-ick
Danny ANZEL	And-ZELL	MATHEU Nelson	Matthew
Nico BALDOR	BAL (rhymes w/ pal)-door	Ryan PETTYS	Pettis
TYRELL Brewer	Tie-Rell	Chris RUCKDESCHEL	Ruck-da-shell
Elijah CABELL	Cuh-bell	Jonah SCOLARO	Sco-la-ro
NANDER DE SEDAS	NAN-der duh Gay-doss	Jake SUDDRETH	Sudd-rith
Shane DROHAN	Dro-HANN	JD TEASE	Teez
Chase HANEY	Hay-knee	CJ Van EYK	Ike
Clayton KWIATKOWSKI	Quit-cow-ski	Antonio VELEZ	Vell-ez

BREAKDOWN BY CLASS

FRESHMAN (13)

Andzel, Brewer, Cali, Hubbart, Jensen, Kirkland, Martin, Messick, Pettys, Ruckdeschel, Simmons, Tease, Walker

SOPHOMORES (6)

Anderson, Cabell, De Sedas, Hungate, Martin, Nelson

JUNIORS (13)

Ahearn, Albert, Drohan, Grady, Greene, Hare, Lacey, McMullen, Perdue, Perry, Scolaro, Swanson, Van Eyk

SENIORS (6)

Baldor, Haney, Kwiatkowski, Smith, Suddreth, Velez

MIKE MARTIN FIELD AT DICK HOWSER STADIUM



Located on the campus of Florida State University, Dick Howser Stadium has welcomed more than four million people since it was opened in 1983 and has provided fans with the feeling of having “the best seat in the house” to watch the finest in college baseball action. On April 2, 2005, Florida State University dedicated the field at Dick Howser Stadium to former head coach Mike Martin. Florida State’s skipper from 1980 through 2019, Martin spent the final 14 years of his career coaching on the field bearing his name, Mike Martin Field at Dick Howser Stadium.

Florida State’s players and coaches enjoy the convenience and luxury of a clubhouse and locker room currently located behind the first base dugout. The Griffin Family Clubhouse was moved to the first base side for the 2004 season as the construction process was completed. The locker room contains a personalized wooden locker for each player, a separate locker room for the Seminole coaches and trainers, and a video area where FSU players and coaches can watch film. Stadium capacity increased to 6,700 as additional seats were added during the two-year construction process.

The stadium also houses all of the baseball offices. The coaches’ offices overlook the stadium behind home plate.

Over the past three seasons, Florida State has installed a new video scoreboard, renovated the weight room and installed a new light system.

The video board was the second-largest in college baseball when it was put in place prior to the 2018 season and stands over 60 feet high and totals 1,981 square feet. Nearly seven times larger than the previous board that had stood since 2004, the video screen was also upgraded and enhanced.

The weight room was renovated prior to the 2019 season and now covers over 1,800 square feet of workout space and state-of-the-art equipment from Sorinex Exercise Equipment.

Before the 2020 season, Florida State installed a new Musco LED light system that meets the NCAA requirements for regular season and postseason play. The new lights, installed in January 2020, will include an in-game entertainment package that will allow the lights to be used for introductions, highlights and big plays. Additionally, the in-stadium experience will be modified to include multi-colored lights for the grandstand. These upgrades were geared toward improving the student-athletes while also maintaining Dick Howser’s status as one of the nation’s best venues to watch college baseball.

Capacity	6,700
Dimensions	340 LF 400 CF 320 RF
Alleys	365 LC 360 RC
Height of Wall	10'
Height of RF Screen	30'
Playing Surface	Natural Grass (Bermuda)
Opening Day	March 29, 1983
Result	LSU 15, FSU 5
First FSU Win	March 30, 1983
Result	FSU 10, LSU 5
Opening Crowd	1,305
First Run	Tommy Zoeller (FSU)
First Hit	Tommy Zoeller (FSU, single to LF)
First RBI	Danny Dowell (FSU, single scored Zoeller)
First Batter	John Morse (LSU)
First Putout	Rick Figueroa (FSU, 5-3 putout on Morse)
First Assist	Mark Barineau (FSU, on Morse grounder)
First Double	Ronnie Corbett (LSU, 6th Inn.)
First Triple	Ronnie Corbett (LSU, 8th Inn.)
First Homerun	Rick Figueroa (FSU, 5th Inn.)

There are on-going efforts to keep Dick Howser Stadium one of the top facilities in college baseball. Truly a “player’s ballpark,” the stadium has had many upgrades since the \$12 million renovation was completed. In 2005, an upgraded \$50,000 sound system was installed and an enhanced exterior brick façade as the outfield walls now match the exterior grandstand of the stadium. During the summer of 2011, the field underwent a major face lift in which a new drainage system was put in place in the outfield. New sod was also laid in both the infield and outfield, while new clay was deposited in the infield to regulate moisture. The foul territory, from the edge of the outfield grass in front of the first base dugout all the way around to the third base dugout, was lined with turf.

Dick Howser Stadium, named after the late Kansas City Royals and Florida State manager who was also Florida State’s first-ever baseball All-American, is a showcase befitting one of the top collegiate teams in the nation. From the beautifully manicured playing surface to the chair back seats, Howser Stadium is one of the best places in the country to watch a college baseball game. In 2014, Dick Howser Stadium was rated as one of the top 100 best stadium experiences across all sports in the United States and Canada and one of just eight college baseball stadiums to make the ranking.

Florida State annually ranks in the top 15 nationally in attendance. In 2008, Florida State set the single-season record for total home attendance (202,132) marking the first time in school history that more than 200,000 fans turned out for a single season. In 2014, the Seminoles’ average home attendance eclipsed 5,000 for the first time in school history as FSU averaged 5,019 fans over 34 home games. The Seminole faithful helped reach a new landmark in 2009, when the 39-game home slate brought 184,227 fans to the ballpark, pushing FSU’s all-time home attendance past three million, and in 2015, total attendance passed four million.

The top three crowds in Dick Howser Stadium history all came during one week of the 2008 season. FSU surpassed 6,000 fans three times in 2012, twice in 2013, five more times in 2014 and twice in 2015. When you consider that the one-millionth fan walked through the gates of Dick Howser Stadium in 1994 - only its 12th season of operation - and three million more made the same trek over the next 22 years, there is little doubt that the Seminoles remain a top draw. Since the 1983 opening, FSU has averaged over 3,000 fans per game and more recently the Seminoles have averaged over 4,000 fans for 14 straight seasons.

The Seminole faithful set the standard for all others in the ACC as more than 100,000 FSU fans have attended games at Dick Howser Stadium each of the last 18 years. No ACC school has drawn as many fans in the new millennium.

Seminole fans are simply the best and most knowledgeable in college baseball. Although they live and die with their Seminoles, the FSU faithful are known nationwide for their sportsmanship and appreciation of good baseball - by both teams. Fans, along with the stadium and a professional game operation, are a large reason that Mike Martin Field at Dick Howser Stadium has been chosen as an NCAA Regional Tournament site 32 times in 36 years since its opening in 1983. Dick Howser Stadium has also served as host to 11 Super Regionals since the new postseason format was adopted in 1999.

The stadium was dedicated in honor of Dick Howser in March of 1988 prior to an exhibition game between Florida State and the Kansas City Royals, two of Howser’s former teams. As part of the stadium dedication, Kansas City all-stars George Brett and Bo Jackson helped unveil a new \$150,000 matrix scoreboard and a bronze bust of Howser, which currently stands in Haggard Plaza near the first base entrance.

MIKE MARTIN FIELD AT DICK HOWSER STADIUM

Mike Martin Field at Dick Howser Stadium has come a long way in the last two decades. Old Seminole Field was christened Seminole Stadium March 28, 1983, after a \$1 million renovation was completed on the park. Wooden bleachers were replaced with a two-tier concrete grandstand seating 2,500. Modern concession areas, restrooms and a press box complete with separate booths for radio and television broadcasts were also added.

Prior to the 1986 season, a screen was added to the top of the right field wall, increasing in five-foot increments from 20 feet in the power alley to 30 feet in right field – giving a unique effect.

The playing field itself is also often compared to that of a major league park. The FSU grounds crew oversees the everyday upkeep of the playing surface and surroundings, spending hours on the field year-round. The dedication and hard work were rewarded in the fall of 2001, when Dick Howser Stadium was named the best collegiate baseball field in the country. Often taken for granted, the grounds crew gives Mike Martin Field at Dick Howser Stadium a playing field unsurpassed by any collegiate team in the nation.

The beautiful home of Florida State's baseball Seminoles, from the Mike Loynd Tradition Room and the Griffin Family Clubhouse to the top-notch playing field and overall family atmosphere, is indeed a fitting tribute to one of FSU's greatest alumni, Dick Howser.

Florida State played from 1948-1953 at Centennial Field in Downtown Tallahassee, the former site of Florida State football before Doak S. Campbell Stadium was built. On March 18, 1954, the baseball program played its first games on the current site of Dick Howser Stadium on campus.

Mike Loynd Tradition Room

The Mike Loynd Tradition Room, located underneath the first base stands, holds an attractive showcase which tells the story of the great players, award-winners and tremendous FSU teams of the past. Trophies and plaques depicting Florida State's baseball success through the years adorn the walls. It also provides a comfortable lounge area adjacent to the FSU clubhouse.

Separate wall displays, attractively back-lit, are devoted to Florida State All-Americans, former Seminoles in the pros and FSU's 23 College World Series teams and 19 conference championships. Another wall is lined with FSU's most recent tournament and conference championship trophies, as well as replicas of the Golden Spikes Awards of Mike Loynd, Mike Fuentes, J.D. Drew and Buster Posey.

The Mike Loynd Tradition Room, built thanks to the generous donation of former Florida State All-American Mike Loynd, serves as a showcase for the great tradition which is Florida State baseball.

The Griffin Family Clubhouse

Former Seminole first team All-American John-Ford Griffin grew up in a Garnet & Gold home. Both his father Bill and mother Carla attended FSU as well as his two sisters. So it seems appropriate one of the greatest Seminole baseball players, along with his entire family, have their names adorning the Seminole Clubhouse. Out of appreciation to the family for a generous gift when the school was renovating Dick Howser Stadium, FSU named one of the nation's top locker rooms in honor of the family as Seminole players now prepare for games and practices in the Griffin Family Clubhouse.

The clubhouse is one of the most impressive in the nation with personalized wooden lockers, a big screen television, a state-of-the-art sound system and every comfort current and future Seminoles could ever ask for.

SEASON BY SEASON HOME ATTENDANCE TOTALS (SINCE OPENING OF STADIUM IN 1983)

Year	Dates	Total	Average
1983*	30	57,575	1,919
1984	51	72,518	1,422
1985	58	103,552	1,785
1986	45	118,897	2,642
1987	43	86,209	2,005
1988	46	86,628	1,884
1989	46	87,240	1,896
1990	40	106,081	2,652
1991	40	109,549	2,739
1992	41	90,278	2,202
1993	40	80,757	2,019
1994	42	106,352	2,532
1995	35	85,137	2,432
1996	36	72,382	2,010
1997	38	98,622	2,595
1998	32	62,128	1,941
1999	40	102,931	2,573
2000	41	114,651	2,796
2001	37	91,520	2,474
2002	44	129,013	2,932
2003	40	131,223	3,281
2004	35	115,680	3,305
2005	38	171,643	4,516
2006	37	163,587	4,421
2007	41	183,534	4,476
2008	41	202,132	4,930
2009	39	184,227	4,724
2010	37	172,149	4,652
2011	38	176,859	4,654
2012	38	174,180	4,583
2013	40	183,770	4,594
2014	34	170,651	5,019
2015	36	152,988	4,134
2016	39*	158,851	4,180
2017	42	177,421	4,224
2018	39	169,933	4,357
2019	37	160,202	4,329
TOTAL	1,476	4,711,050	3,192

*Stadium opened in middle of 1983 season
*Includes one game not counted toward attendance totals.

TOP 20 DICK HOWSER STADIUM CROWDS

No.	Opponent	Date	Attendance
1.	Miami	4/19/08	6,789
2.	Miami	4/18/08	6,756
3.	Florida	4/15/08	6,737
4.	Florida	4/10/12	6,730
5.	Florida	4/9/13	6,719
6.	Miami	4/15/06	6,715
7.	Miami	4/14/06	6,700
8.	Florida	4/14/15	6,534
9.	Miami	3/1/14	6,593
10.	Florida	4/18/07	6,574
11.	Georgia	2/22/14	6,578
12.	Duke	4/13/13	6,561
13.	Auburn	3/1/08	6,544
14.	Florida	4/13/10	6,526
15.	Texas	6/8/03	6,524
16.	Florida	4/8/14	6,514
17.	Auburn	6/4/05	6,398
18.	Florida	3/30/05	6,393
19.	Miami	4/10/04	6,387
20.	Florida	4/12/11	6,357

STAFF

STAFF



ESU

HEAD COACH MIKE MARTIN, JR.



4

MIKE MARTIN, JR.

**Head Coach
Florida State 1995**

**1st Season as HC/23rd as
Florida State**

Longtime Florida State assistant coach Mike Martin, Jr. was named the ninth head baseball coach in FSU history on June 21, 2019. Florida State Director of Athletics David Coburn elevated Martin to the head role that his father held for 40 years before him. Martin became the first new head baseball coach the Seminoles hired since 1980.

"I have every confidence Mike Martin Jr. will carry on the winning tradition of Florida State University baseball," FSU President John Thrasher said at the time. "For more than two decades as an assistant coach, he has shown he is a talented recruiter, passionate competitor and respected mentor to our student-athletes. While Mike Martin Jr. brings his own strengths and style of coaching to the program, his values, integrity and love for this university will carry on the proud legacy of his father."

"I want to thank President John Thrasher and Athletic Director David Coburn for entrusting me with this special program," said Martin. "I'm very honored and humbled to be able to lead Florida State. It's been a privilege to serve at this great University for the past 22 years and I'm excited to extend FSU's 70-year history of success moving forward."

Martin spent all 22 years as an assistant coach at his alma mater, focusing on hitting and recruiting. The former All-American catcher for the Seminoles compiled eight straight Top 10 recruiting classes from 2011-2018, while his offenses have a combined .300 batting average since 1998. Florida State made the postseason and won at least 40 games every year under Martin, with eight College World Series appearances, 17 NCAA super regionals and six Atlantic Coast Conference titles.

"After serving under one of the all-time greats, we will combine much of what was learned from him with our new staff's style and ideas in our pursuit of championships," added Martin.

As an assistant, Martin coached 16 Major Leaguers, 16 freshman All-Americans, 21 first team All-Americans and 41 student-athletes who have earned first, second or third team All-America accolades. In all, 77 Seminoles have earned All-ACC honors and 65 hitters have been selected in the Major League Baseball draft during that stretch.

Martin coached four Seminole hitters that captured National Player of the Year honors - Shane Robinson, Tony Thomas, Buster Posey and James Ramsey.

Prior to joining Florida State's staff, Martin was FSU's starting catcher from 1993-95, leading FSU to the College World Series in 1994 and 1995. He was drafted out of college by San Diego in the ninth round in 1995. Before coming to Florida State, Martin played high school ball at the Maclay School in Tallahassee and at Manatee Community College in 1992.

"We are very excited to have Coach Martin leading our baseball program into the future," said Coburn. "His commitment to, passion for and experience with the Seminole program are second to none.

"His plan for the next era of Seminole baseball is impressive. He knows what he wants to do and how he wants to do it. After traveling with this team for the last three and a half weeks, I have come away very impressed with his relationships with the players, his attention to detail and his understanding of the great game of college baseball."

Martin has two sons, Tyler and T.J.

COACHING CAREER

Assistant, Florida State (22 years)

YEAR	W-L-T	PCT
1998	53-20-0	.726
1999	57-14-0	.800
2000	53-19-0	.736
2001	47-19-0	.712
2002	60-14-0	.811
2003	54-13-1	.801
2004	45-23-0	.662
2005	53-20-0	.726
2006	44-21-0	.676
2007	45-13-0	.776
2008	54-14-0	.794
2009	45-18-0	.714
2010	48-20-0	.706
2011	46-19-0	.708
2012	50-17-0	.746
2013	47-17-0	.734
2014	43-17-0	.717
2015	44-21-0	.677
2016	41-22-0	.651
2017	46-23-0	.667
2018	43-19-0	.694
2019	42-23-0	.646
TOTALS	1060-406-1	.723

PITCHING COACH JIMMY BELANGER



44

JIMMY BELANGER

Assistant Coach
Louisville 2009

1st Season at Florida
State

Jimmy Belanger was named Florida State's pitching coach in July 2019 and enters his first season with the Seminoles in 2020.

Belanger, from North Babylon, N.Y., spent the past three seasons at the University of Kentucky and has developed 22 major league draft picks over the past seven seasons. In 2019, Kentucky starting pitcher Zack Thompson became the highest-drafted pitcher in Wildcat history and the highest overall Kentucky player since 1996 when he went 19th overall to the St. Louis Cardinals. Thompson went 6-1 with a 2.40 earned run average over 14 starts in 2019.

In 2017, the Wildcats set school records for strikeouts, innings pitched and lowest batting average against. Sean Hjelle was named the Southeastern Conference Pitcher of the Year in 2017 under Belanger, eventually getting drafted in the second round of the 2018 draft by the San Francisco Giants. Belanger's 2017 staff also included a pair of All-Americans, one Freshman All-American, two first team All-SEC selections and four pitchers drafted in the first 11 rounds of the MLB Draft.

Six more Wildcat pitchers were drafted following the 2018 season.

Prior to his time at Kentucky, Belanger coached four seasons at Maryland (2013-16) and three years at Monmouth (2010-12). With the Terrapins, Belanger made two Super Regional appearances in 2014 and 2015, the only two Super Regional appearances in school history. In 2016, the Terrapin starting rotation of Mike Shawarzyn, Taylor Bloom and Brian Shaffer combined for 20 wins, 11 complete games and 232 strikeouts against just 48 walks. Maryland finished ninth in the country that season with 2.59 walks per nine innings and was 17th in WHIP (1.22).

Shawarzyn set Maryland records for career wins (30), innings pitched (307.1) and strikeouts (307) before being taken in the fifth round of the 2016 MLB Draft. As a sophomore in 2015, Shawarzyn had the best pitching season in school history, finishing 13-2 with a 1.71 ERA while earning first team All-America recognition from the National Collegiate Baseball Writers Association, Perfect Game and

Louisville Slugger. His 13 wins and 138 strikeouts led the Big Ten in 2015 and set Maryland single-season records. Shawarzyn finished in the Top 20 nationally in wins (2nd), strikeouts (5th) and ERA (17th) before pitching that summer for the USA Baseball Collegiate National Team.

The 2015 Terrapins also set school records in strikeouts with 549 and wins with 42. During its final year in the Atlantic Coast Conference in 2014, Maryland had its first 500-strikeout season as a staff and its first 40-win season. Jake Stinnett led the ACC with 132 strikeouts en route to All-ACC and All-Region honors.

In three years at Monmouth, Belanger worked with Pat Light, the Boston Red Sox' first-round draft pick in 2012. In 2011, Nick Meyers was the Northeast Conference Pitcher of the Year while teammate Andrew McGee was the NEC Relief Pitcher of the Year and a Louisville Slugger Freshman All-American.

Belanger played collegiately for two seasons at Cecil Community College in North East, N.Y., before transferring to Louisville from 2007-08. In 2007, Louisville reached the College World Series for the first time in school history. Belanger earned his degree from Louisville in 2009.

Belanger and his wife, Tiffany, have two children: son Sutton and daughter Sloane.

COACHING CAREER

Assistant, Monmouth (3 years)

YEAR	W-L-T	PCT
2010	22-27-0	.449
2011	36-19-0	.655
2012	35-24-0	.593
TOTALS	93-70-0	.571

Assistant/Associate Head Coach, Maryland (4 years)

YEAR	W-L-T	PCT
2013	30-25-0	.545
2014	40-23-0	.635
2015	42-24-0	.636
2016	30-27-0	.526
TOTALS	142-99-0	.589

Assistant Coach/Pitching Coordinator, Kentucky (3 years)

YEAR	W-L-T	PCT
2017	43-23-0	.652
2018	34-22-0	.607
2019	26-29-0	.473
TOTALS	103-74-0	.582

CAREER TOTALS	338-243-0	.582
----------------------	------------------	-------------

ASSISTANT COACHES MIKE METCALF & TYLER HOLT



41

MIKE METCALF

Assistant Coach
West Florida 2000

1st Season at Florida
State

In July 2019, Mike Metcalf joined the inaugural staff of head coach Mike Martin, Jr., as an assistant coach and recruiting coordinator for the 2020 season.

Metcalf, from Sarasota, Fla., comes to Florida State after 11 years in the San Francisco Giants organization - six as an area scout in Florida and the last five as a cross checker in the Southeast, encompassing Florida, Georgia, Alabama, Mississippi, Tennessee, South Carolina and Puerto Rico. The Giants won the 2010, 2012 and 2014 World Series' while Metcalf was with the organization.

Metcalf was the area scout for a pair of Giants prospects that reached the major leagues - Christian Arroyo, San Francisco's first-round pick in 2013, made his debut in 2017; and Derek Law, the Giants ninth-round pick in 2011 who made his MLB debut in 2016. As the area supervisor, Metcalf oversaw the drafting of Heliot Ramos in 2017 and Joey Bart in 2018, two of the top three prospects in the Giants organization.

Metcalf was also the cross checker for current Giants Andrew Suarez and Aramis Garcia.

Metcalf's prior coaching experience came at various levels throughout the state of Florida. In 2008, Metcalf was an assistant coach with Florida Southern, a Division II team in Lakeland. The Mocs were 29-21 overall and 15-8 in the Sunshine State Conference.

In 2007, Metcalf was the hitting coach and recruiting coordinator for South Florida Community College. From 2002-06, Metcalf was the head coach at Charlotte High School in Punta Gorda. Under Metcalf, five players were drafted from Charlotte. Matt LaPorta and Nate Spears both reached the Major Leagues and 28 players from Charlotte High went on to compete at the collegiate level.

Metcalf played at Manatee Community College in 1997 before transferring to West Florida, where he earned his degree in special education in 2000.

Metcalf and his wife, Melissa, have two children: son Mark and daughter Megan.



1

TYLER HOLT

Vol. Assistant Coach
Florida State 2019

2nd Season at Florida
State

Tyler Holt enters his second season as the Seminoles' volunteer coach, back on the diamond where he was an All-American for Florida State from 2008-2010.

The Gainesville native was the Noles first base coach in 2019, helping lead Florida State to the College World Series for the 23rd time in school history and 17th time under legendary head coach Mike Martin. Holt also worked with the Seminole outfielders and baserunners.

Holt, along with clubhouse manager Andrew DeGood, also help spearhead the Mike Martin, Jr. Baseball Camps.

A three-year letterwinner for the Seminoles (2008-10), Holt hit .359 with 59 doubles, seven triples, 21 home runs and 117 RBI in his career. He was a freshman All-American in 2008 by the NCBWA and a second team All-American in both 2009 and 2010.

Holt is the last Seminole to hit .400 in a season, hitting .401 over 237 at-bats in 63 games in 2009.

As a sophomore in 2009, Holt won the ABCA/Rawlings Gold Glove Award for his outstanding defense in center field.

Holt was the 10th round draft pick of the Indians in the 2010 draft and made his major league debut on July 6, 2014 for the Indians. A midseason trade in 2015 sent him to the Reds, where he played through the 2016 season.

Holt hit .228 with seven doubles and three home runs while appearing in 156 games in his career.

Holt earned his undergraduate degree in sport management in 2019, nine years after first leaving Florida State.



CHIP BAKER

Director of Operations
High Point 1980

18th Season as Director
of Operations/36th at
Florida State

Returning for his 36th season as the senior member of the Florida State baseball staff, Chip Baker is one of the most popular figures in the Seminole program. Baker is in his 18th year as Florida State's Director of Baseball Operations, a multi-faceted position for the man who spent 18 years as a Seminole assistant coach.

Baker oversees all administrative aspects of Seminole baseball, including the budget, team travel, game operations, equipment, field/facility maintenance and scheduling. He also assists the efforts of the marketing and ticket offices and is the contact point for all communication between the program and the Bullpen Club, Seminole Boosters and the Alumni Association.

During his tenure with the Seminoles, Baker has participated in 35 NCAA postseason tournaments and 16 College World Series appearances, including 11 in 18 years on the field. He was a member of the coaching staff for the 1986 and 1999 teams that reached the CWS championship game. Baker's duties as an assistant included coaching third base, tutoring FSU's catchers, scouting opponents and directing the Seminoles' defensive alignments.

A former assistant at Virginia Tech and Georgia Tech, Baker is known as one of college baseball's premier catching instructors. During his tenure, Baker coached seven All-American receivers, including Ed Fulton, Barry Blackwell, major-leaguer Marc Ronan, current Kansas City Royals coach Pedro Grifol, current FSU assistant coach Mike Martin Jr., Jeremy Salazar and Tony Richie.

Baker also served as the long-time director of the Mike Martin and Seminole Advanced Baseball Schools. Over 130 former campers have gone on to wear the Garnet and Gold and several have advanced to the major leagues. Past camps have produced over 30 first round draft picks including Sean Gilmartin, John-Ford Griffin, Nick Stocks, Jonathan Johnson, J.D. Drew, Chipper Jones, Alex Rodriguez and brothers Justin and Melvin Upton. The Super Skills Academy is widely regarded as one of the nation's top summer camps. Baker has also been on the staff of national and regional clinics and continues to work with local youth organizations putting together clinics.

The North Carolina native has written articles for Scholastic Coach and Collegiate Baseball magazines on the subjects of catching, third base coaching and bunting, and has published a Collegiate Level Strength & Speed book. In 2001, Baker put together a record-selling catching video with Championship Videos entitled, 'Expanding the Strike Zone.' A popular speaker with no shortage of stories, Baker continues to address Seminole Booster clubs and civic organizations around the state.

A 1980 graduate of High Point University in North Carolina, Baker was part of four Carolina Conference championship teams, including the 1979 team that was the NAIA World Series runner-up.

After completing his bachelor's degree in physical education, Baker earned a Master of Science degree in movement science at Virginia Tech, where he began his collegiate coaching career.

Baker is the proud father of Katie, a 2018 graduate of Florida State and a student manager with the FSU softball team during the team's run to the 2018 National Championship.

In 2001, Baker and former head coach Mike Martin were presented with the university's prestigious Westcott Award for their bravery in saving the lives of players and staff during the Seminoles' road trip to Stanford. Leaving the San Francisco airport, the two coaches gained control of the team's charter bus after the driver suffered a fatal heart attack, safely guiding the bus to the side of a busy highway.

A voter for the National College Baseball Hall of Fame, Baker was recognized in 2006 by the American Baseball Coaches Association 'For a Quarter Century of Leadership & Devotion to Baseball.'

In April of 2014, Baker entered Florida State's Circle of Gold, an honor acknowledging a worthy individual who, through their service and achievements, personify the university's tradition of excellence. Baker also serves as a TV analyst for Florida State's home broadcasts on the ACC Network Extra.

SUPPORT STAFF



GIANNA ARANTES
Statistician



CATHY BADGER
Associate Director of SAAS
& Director of Academic
Affairs



SHAY BEAUDOIN
Baseball Analytics



NICKI BEDGOOD
Office Manager



JAMIE BURLESON
Strength & Conditioning
Coach



PAT CAMPBELL
Scoreboard Operator



TYLER CURRIER
Athletic Training Student



ANDREW DEGOOD
Clubhouse & Equipment
Manager



JASON DENNARD
Assoc. AD for New Revenue
Generation & Marketing/
Baseball Oversight



CHRIS DENSON
Turf Superintendent



JAMIE ELLIOTT
Scoreboard Operator



JUSTIN JACOBS
Director of Information
Technology Services



ADAM LAVAN
Athletic Training Student



ERIC LUALLEN
Radio Play-by-Play



STEVEN MCCARTNEY
Sports Information
Director



MIKE MORRELL
Public Address Announcer



STUART PEARCE
Assoc. AD for Facilities &
Event Management



AUSTIN PHILLIPS
Video Coordinator



BRANDON STONE
Athletic Trainer



STACI SUTTON
Director of Spirit Groups
& Bat Girls



SUE WALLRICH
Marketing Assistant

STUDENT MANAGERS




ANTHONY ALTIERI
Student Manager



CAMERON BUSH
Student Manager



JUSTIN DELAUNAY
Student Manager



TRENT HERZOG
Bullpen Catcher



ETHAN HIGGINS
Student Manager



JAMIE JOHNSON
Bullpen Catcher



RYAN KELLEHER
Student Manager



J.R. KIDD
Student Manager



DANIEL MCHUGH
Student Manager



WILL RASMUSSEN
Student Manager



VINCENT WONG
Equipment Intern

PLAYERS

PLAYERS



FSU

RETURNING PLAYERS



12 TYLER AHEARN

P, R/R, 6-2, 206, JR
Jupiter, Fla./IMG Academy

SOPHOMORE (2019): Made 12 appearances, including his first career start, finishing with a 9.72 earned run average in 16.2 innings...pitched a career-high 4.2 innings at Stetson on May 8, giving up just one hit and no runs...

did not factor into any decisions on the year...struck out 16 batters...one of seven Noles to make their first career start on the mound...gave up four runs in 2.1 innings against FIU.

FRESHMAN (2018): Appeared in 11 games, pitching 18.0 innings with a 5.50 earned run average...earned his only decision of the season against Boston College (4/21), pitching a career-high 4.0 innings while allowing a run and striking out three batters in FSU's 13-7 win...that game against Boston College was played at Fenway Park...struck out 13 batters on the season...did not allow a run in three appearances against UNC Asheville, Notre Dame and Mount St. Mary's...made his first appearance as a Seminole against Troy (2/25), allowing a run in 1.0 inning pitched with two strikeouts...played summer ball for the Wareham Gatemen of the Cape Cod League.

PERSONAL: Went 6-1 with a 2.30 earned run average and 58 strikeouts in 44 innings for IMG Academy in 2017...ranked 138th in the Perfect Game rankings last season and was a third team All-American and first team All-Florida selection...prior to attending IMG for his senior season, pitched for Dwyer High in Palm Beach Gardens, Fla...majoring in criminology...born September 25, 1998.

AHEARN'S CAREER STATS

YR.	ERA	W-L	APP	GS	SHO	SV	IP	H	R	ER	BB	SO
2018	5.50	1-0	11	0	0	0	18.0	14	12	11	18	13
2019	9.72	1-0	12	1	0	0	16.2	17	19	18	15	16
TOT	7.53	2-0	23	1	0	0	34.2	31	31	29	33	29

AHEARN'S CAREER HIGHS

Innings Pitched	4.2 at Stetson (5/8/19)
Hits Allowed	5 at Louisville (5/16/19)
Runs Allowed	5 at Miami (4/5/19)
Earned Runs Allowed	5 at Miami (4/5/19)
Walks	3 (two times), last at Miami (4/5/19)
Strikeouts	3 at Boston College (4/21/18)



23 REESE ALBERT

OF, L/L, 6-2, 203, JR
Jupiter, Fla./Jupiter

ACCOLADES:
2019 All-ACC Third Team
2019 ACC Academic Honor Roll

SOPHOMORE (2019): Despite missing 19 games due to injuries, earned third-team All-ACC recognition, hitting .283 with six doubles, three triples and nine home runs...added 35 RBI and scored 33 runs...led FSU with six sacrifice flies...hit two home runs in game one of the Baton Rouge Super Regional against LSU - the first was a three-run home run that tied the game 4-4 in the seventh inning; the second was a solo shot in the ninth inning that extended FSU's lead to 6-4...first two-HR game of his career...leads FSU's returning players with 16 career home runs...hit two home runs in the Athens Regional, one against FAU and one against No. 4 national seed Georgia...hit FSU's first home run of the season on Opening Day against Maine and FSU's final three home runs against Georgia and LSU.

FRESHMAN (2018): Made 56 appearances and 44 starts, hitting .268 with seven home runs, eight doubles, 34 runs batted in and 25 runs scored...saw extensive playing time after a jaw injury to center fielder J.C. Flowers and started the final 30 games in the outfield...made his first appearance off the bench on Opening

Day, finishing 1-for-2 with a pair of RBI...hit his first home run against Notre Dame (3/17) and his second the next day against the Irish...also had home runs in consecutive games at No. 9 Clemson (5/5-6)...had a career-high four hits against the Tigers (5/5), head coach Mike Martin's 1,976th career win...had a career-high five RBI and three hits against No. 4 NC State (5/18), including a walk-off three-run home run in the 10th inning...added a walk-off double in his first appearance in an ACC Tournament against Virginia (5/22), leading FSU to its second consecutive ACC Championship...finished third on the team with a .294 batting average in ACC play...played his summer ball with the Y-D Red Sox in the Cape Cod League.

PERSONAL: Playing for Jupiter High, hit .328 with four home runs, 29 runs batted in and 24 runs scored...ranked 88th in the Perfect Game player rankings, was a second team All-American and part of the first team All-Florida and All-District team...as a senior, helped Jupiter reach the 9A state semifinals before falling to eventual state champion Timber Creek...2017 Perfect Game first team All-Florida region, 2017 first team all-county, Perfect Game Florida High School Dream Team...three-time Perfect Game All-America honors...grandfather played baseball and basketball at Rutgers...majoring in sport management...born July 10, 1999.


ALBERT'S CAREER STATS

OVERALL

YR.	AVG	GP-GS	AB	R	H	2B	3B	HR	RBI	SLG	SF-SH	SB-SBA
2018	.268	56-44	157	25	42	8	0	7	34	.452	4-3	4-5
2019	.283	46-46	166	33	47	6	3	9	35	.518	6-0	2-3
TOT	.276	102-90	323	58	89	14	3	16	69	.486	10-3	6-8

ALBERT'S CAREER HIGHS

At-Bats	6 (five times), last at LSU (6/9/19 - NCAA Super Regional)
Runs	3 (two times), last vs. Pitt (5/4/19)
Hits	4 at Clemson (5/5/18)
RBI	5 vs. NC State (5/18/18)
Walks	3 (two times), last vs. FIU (3/20/19)
Hit by Pitch	1 (eight times), last vs. Richmond (5/11/19)
Stolen Bases	1 (six times), last at Virginia (4/18/19)



40 JACK ANDERSON

P, R/R, 6-3, 197, SO
Tampa, Fla./Jesuit

ACCOLADES:
2018 MLB Draft: 36th Round (1087), New York Yankees

FRESHMAN (2019): Made six appearances and one start as a freshman...struck out 10 batters in 7.2 innings with an 0-1 record and 7.04 earned run average...struck out four in 2.1 innings in his lone start against Stetson, allowing just one earned run...had a 3.38 ERA in two ACC games against Boston College and Louisville.

PERSONAL: Selected in the 36th round of the 2018 MLB Draft by the Yankees out of Jesuit High in Tampa...rated the No. 157 player and No. 53 right-handed pitcher in the 2018 class by Perfect Game...rated No. 31 overall and No. 12 RHP in Florida by Perfect Game...finished 5-2 with a 1.28 earned run average and 53 strikeouts for Jesuit as a senior...named first team All-Tampa and All-Hillsborough County by the Tampa Bay Times as a sophomore, junior and senior...was a preseason Rawlings/Perfect Game All-American...helped lead Jesuit to the 2017 6A state title game...chose Florida State over offers from Florida and NC State, among others...majoring in marketing...born November 23, 1999.

ANDERSON'S CAREER STATS

YR.	ERA	W-L	APP	GS	SHO	SV	IP	H	R	ER	BB	SO
2019	7.04	0-1	6	1	0	0	7.2	10	7	6	5	10
TOT	7.04	0-1	6	1	0	0	7.2	10	7	6	5	10

ANDERSON'S CAREER HIGHS

Innings Pitched	2.1 at Stetson (5/8/19)
Hits Allowed	4 at Stetson (5/8/19)
Runs Allowed	2 (two times), last at Florida (3/12/19)
Earned Runs Allowed	2 (two times), last at Florida (3/12/19)
Walks	2 (two times), last at Louisville (5/16/19)
Strikeouts	4 at Stetson (5/8/19)

RETURNING PLAYERS



51 NICO BALDOR

INF, L/R, 6-2, 195, SR
Tampa, Fla./Jesuit (U. of Miami)

ACCOLADES:
2019 ACC Academic Honor Roll

JUNIOR (2019): Made 32 starts and 50 total appearances, hitting .173 with 16 RBI and 13 runs scored...also drew 13 walks and was hit by six pitches...hit his first collegiate home run against Stetson on April 23...had four two-hit games and three two-RBI games...had a sacrifice fly RBI in his first game as a Seminole on Opening Day against Maine...had two hits and scored two runs at NC State on March 17...had hits in all three games against Virginia, the middle of a season-high five-game hitting streak...two of his seven doubles came in the opener of a doubleheader against Jacksonville on May 7.

PERSONAL: Played in 34 games at the University of Miami in 2017...started 14 games, hitting .239 with three doubles and three RBI...made nine starts in right field, four as the designated hitter and one at first base...played four seasons for Jesuit in Tampa, helping lead the team to regional finals and a district championship in his final year...hit .350 with 25 RBI as a senior...No. 121 overall player in Florida in 2016...honorable mention All-Hillsborough County by the Tampa Bay Times...majoring in professional sales...born December 19, 1997.

BALDOR'S FLORIDA STATE CAREER STATS

YEAR	AVG	GP-GS	AB	R	H	2B	3B	HR	RBI	SLG	SF-SH	SB-SBA
2019	.173	50-32	127	13	22	7	0	1	16	.252	2-1	2-2
TOT	.173	50-32	127	13	22	7	0	1	16	.252	2-1	2-2

BALDOR'S FLORIDA STATE CAREER HIGHS

At-Bats	5 (four times), last vs. Wake Forest (4/28/19)
Runs	2 (two times), last at NC State (3/17/19)
Hits	2 (four times), last vs. Jacksonville (5/7/19)
RBI	2 (three times), last vs. Wake Forest (4/28/19)
Walks	2 vs. Youngstown State (2/23/19)
Hit by Pitch	1 (six times), last vs. FAU (5/31/19 - NCAA Regional)
Stolen Bases	1 (two times), last vs. Jacksonville (5/7/19)



19 ELIJAH CABELL

OF, R/R, 6-2, 200, SO
Winter Park, Fla./TNXL Academy

ACCOLADES:
2018 MLB Draft: 14th Round (425), Milwaukee Brewers

FRESHMAN (2019): Started 58 games and appeared in 54 as a true freshman, hitting .220 with 36 hits, nine doubles and seven home runs...knocked in 25 runs, drew 39 walks and reached base at a .404 clip after getting hit by 13 pitches (four-most in the ACC)...preseason ACC Freshman of the Year from D1Baseball...one of six Noles with at least 7 home runs on the season...hit the first home run of his career against Maine on February 16 and had the first of FSU's two grand slams on the season against Youngstown State on February 23...scored a season-high four runs against the Penguins while adding a season-high five RBI...also drew three walks against Youngstown State...stole a pair of bases against Maine in his FSU debut on Opening Day...also had two against Wake Forest in late April...made a pair of appearances in the outfield against Arkansas and Michigan in the College World Series but did not record an at-bat in Omaha.

PERSONAL: A late addition to the Seminoles' 2018 class...rated as the No. 38 overall player and No. 9 outfielder in the country by Perfect Game...No. 70 overall player by Baseball America...No. 7 player in Florida and No. 2 outfielder in the state by Perfect Game...14th Round pick of the Milwaukee Brewers in the 2018 MLB Draft...was a 2018 Rawlings/Perfect Game All-American and All-Florida first team...

participated in the USA Baseball 17U National Team Development Program...2017 Rawlings/Perfect Game first team underclass All-American...chose Florida State over Virginia, North Carolina and LSU, among other offers...exploratory major...born June 30, 1999.

CABELL'S CAREER STATS

YEAR	AVG	GP-GS	AB	R	H	2B	3B	HR	RBI	SLG	SF-SH	SB-SBA
2019	.220	58-54	164	37	36	9	1	7	25	.415	2-1	9-10
TOT	.220	58-54	164	37	36	9	1	7	25	.415	2-1	9-10

CABELL'S CAREER HIGHS

At-Bats	5 (two times), last at Miami (4/7/19)
Runs	4 vs. Youngstown State (2/23/19)
Hits	2 (seven times), last vs. Pitt (5/4/19)
RBI	5 vs. Youngstown State (2/23/19)
Walks	3 vs. Youngstown State (2/23/19)
Hit by Pitch	2 vs. Maine (2/15/19)
Stolen Bases	2 (two times), last vs. Wake Forest (4/26/19)



2 NANDER DE SEDAS

INF, S/R, 6-2, 198, SO
Panama City, Panama/Montverde Academy (Fla.)

ACCOLADES:
2019 All-Athens Regional Team
2018 MLB Draft: 29th Round (875), Milwaukee Brewers

FRESHMAN (2019): Started and played in 62 games - 27 at shortstop and 35 at second base...hit .231 with eight doubles, a triple and four home runs, including a game-tying two-run home run against Wake Forest in the ACC Tournament...named to the Athens Regional team after hitting .400 (6-for-15) in three games...had a season-high three hits against No. 4 national seed Georgia...season-high four RBI against Maine in his second career game...along with Mike Salvatore and Reese Albert (four each), first time since 2009 that three Noles had four or more RBI in the same game...hit by 12 pitches (fifth in the ACC) and drew 29 walks...hit a solo home run in his first career at-bat against rival Florida...first career walk-off hit came against North Florida (RBI double in 4-3 win)...preseason Baseball America ACC Freshman of the Year and No. 11 on the D1Baseball preseason freshman list...played summer ball for the Martha's Vineyard Sharks of the New England Collegiate Baseball League and was named the league's Best Defensive Player.

PERSONAL: Attended the same high school (Montverde Academy) as Cleveland Indians shortstop Francisco Lindor...helped lead Montverde to a perfect 25-0 record as a senior and the No. 3 national ranking from USA Today...originally from Panama and moved to Florida in 2015...once in America, began hitting from both sides of the plate...finished his senior year at Montverde hitting .385 with two home runs, 16 RBI, 26 runs and a .531 on-base percentage...was the second-highest rated high school player to attend college from the 2018 recruiting class...rated the No. 28 overall draft prospect by Baseball America, No. 43 by Perfect Game and No. 56 by MLB Pipeline...2017 Under Armour All-American, 2017 Perfect Game All-American and 2018 Rawlings/Perfect Game first team All-American...rated the No. 2 overall player in Florida and the state's No. 1 shortstop by Perfect Game...first team All-Florida and third team All-USA by USA Today...majoring in social science...born July 25, 1999.

DE SEDAS'S CAREER STATS

YEAR	AVG	GP-GS	AB	R	H	2B	3B	HR	RBI	SLG	SF-SH	SB-SBA
2019	.231	62-62	208	38	48	8	1	4	32	.337	3-1	3-5
TOT	.231	62-62	208	38	48	8	1	4	32	.337	3-1	3-5

DE SEDAS'S CAREER HIGHS

At-Bats	6 vs. FAU (5/31/19 - NCAA Regional)
Runs	3 at Virginia (4/18/19)
Hits	3 vs. Georgia (6/1/19 - NCAA Regional)
RBI	4 vs. Maine (2/16/19)
Walks	2 (seven times), last vs. Wake Forest (4/28/19)
Hit by Pitch	1 (12 times), last at Georgia (6/2/19 - NCAA Regional)
Stolen Bases	1 (three times), last vs. Florida (4/9/19)

RETURNING PLAYERS



5 SHANE DROHAN

P, L/L, 6-3, 195, JR
West Palm Beach, Fla./Cardinal Newman

ACCOLADES:
2017 MLB Draft: 23rd Round (683),
Philadelphia Phillies

SOPHOMORE (2019): Started 11 games and made 16 appearances, finishing 3-1 with a 3.66 earned run average...struck out 71 batters in 51.2 innings pitched...set career highs for innings pitched (5.2 vs. Boston College) and strikeouts (8 against Boston College and Stetson)...struck out six batters against Clemson, combining with Conor Grady (11) and J.C. Flowers (2) for the fifth-most strikeouts in a nine-inning game in FSU history...made first career start against Maine on February 17, allowing just one hit and no runs in three innings...earned wins against Youngstown State, at NC State and against Stetson...played summer ball for the Falmouth Commodores in the Cape Cod League.

FRESHMAN (2018): Appeared out of the bullpen in six games...struck out a batter and walked 10...did not allow a run in either of his final two appearances, at No. 9 Clemson (5/6) and against Mount St. Mary's (5/13)...pitched a career-high 1.2 innings against the Tigers...made his first career appearance against Troy (2/23)...played his summer ball for the Lexington County Blowfish of the Coastal Plains League.

PERSONAL: Taken in the 23rd Round of the 2017 MLB Draft by the Philadelphia Phillies and ranked 186th overall in the Perfect Game National Rankings...went 4-2 with a 1.90 earned run average for Cardinal Newman in 2017, racking up 80 strikeouts in 42 innings pitched...first team All-District selection, an honorable mention All-American and chosen for the FACA All-Star Game...played three years of football in high school as well...dad Bill was a pitcher in the Kansas City Royals organization for four years (1987-90)...majoring in social science...born January 7, 1999.

DROHAN'S CAREER STATS

YR.	ERA	W-L	APP	GS	SHO	SV	IP	H	R	ER	BB	SO
2018	20.77	0-0	6	0	0	0	4.1	3	10	10	10	1
2019	3.66	3-1	11	0	0	0	51.2	47	22	21	48	71
TOT	4.98	3-1	22	11	0	0	56.0	50	32	31	58	72

DROHAN'S CAREER HIGHS

Innings Pitched	5.2 vs. Boston College (3/31/19)
Hits Allowed	7 at Miami (4/7/19)
Runs Allowed	5 at Georgia Tech (4/8/18)
Earned Runs Allowed	5 at Georgia Tech (4/8/18)
Walks	5 (three times), last at Virginia (4/20/19)
Strikeouts	8 (two times), last vs. Stetson (4/24/19)



31 CONOR GRADY

P, R/R, 6-2, 202, JR
Tampa, Fla./Tampa Catholic

ACCOLADES:
ACC Pitcher of the Week - April 15, 2019
Collegiate Baseball Pitcher of the Week - April 15, 2019

SOPHOMORE (2019): Finished 9-6 with a 3.64 earned run average in 25 appearances and eight starts...struck out 71 batters in 64.1 innings pitched...opponents hit just .228 against the right-hander...ACC Pitcher of the Week and a Collegiate Baseball national pitcher of the week in mid-April...combined for 20 strikeouts in 12.1 innings pitched against Florida and Clemson...against the Gators, allowed one unearned run, two hits and struck out nine in 7.0 innings...against the Tigers, struck out 11 batters in 5.1 relief innings, earning the win...his 11 strikeouts out of the bullpen were the most for a Seminole reliever since

Zach Diaz had 12 in 5.2 innings in 1997...first two career starts came against the Gators...did not allow an earned run in 10 innings against Florida, striking out 12...entered the weekend rotation late in the season and was FSU's third starter in the Athens Regional, giving up just one run in a career-high 7.0 innings pitched to defeat No. 4 national seed Georgia...gave up two runs in five innings against Texas Tech in the College World Series...part of a combined no-hitter on Opening Day against Maine, striking out four batters in three innings...tied for fourth in the ACC with nine wins.

FRESHMAN (2018): Made 22 appearances out of the bullpen, striking out 33 batters in 29.0 innings with a 4-3 record and 4.34 earned run average...opponents hit just .192 against the right-hander...struck out five of six batters faced against Xavier (2/18) in his first appearance as a Seminole...struck out three batters in 2.0 innings against Samford (6/1) in the NCAA Tournament...pitched a season-high 2.2 innings against Duke (4/14)...earned his first win against USF (2/20), pitching a scoreless inning in FSU's 5-2 win...also got wins against UNC Asheville (3/3), Louisville (3/30) and Boston College (4/20)...did not allow run in half (11) of his appearances...picked up two saves in consecutive appearances against Notre Dame (3/18) and UCF (3/20).

PERSONAL: Ranked No. 151 in the Perfect Game National Rankings...third team All-American and a first team All-Region pick out of Tampa Catholic...had a 3.20 earned run average with 50 strikeouts in 48 innings...Tampa Catholic's Cy Young Award winner (2016 and 2017), team MVP and the Tampa Catholic Male Scholar Athlete of the Year...part of the 17U National Team Development Program through Team USA...majoring in criminology...born October 31, 1998.

GRADY'S CAREER STATS

YR.	ERA	W-L	APP	GS	SHO	SV	IP	H	R	ER	BB	SO
2018	4.34	4-3	22	0	0	2	29.0	20	14	14	21	33
2019	3.64	9-6	25	8	0	0	64.1	54	31	26	26	71
TOT	3.86	13-9	47	8	0	2	93.1	74	45	40	47	104

GRADY'S CAREER HIGHS

Innings Pitched	7.0 (two times), last at Georgia (6/2/19 - NCAA Regional)
Hits Allowed	6 (two times), last vs. Texas Tech (6/19/19 - College World Series)
Runs Allowed	4 (two times), last at Louisville (5/18/19)
Earned Runs Allowed	4 (two times), last at Louisville (5/18/19)
Walks	3 (three times), last vs. Pitt (5/4/19)
Strikeouts	11 vs. Clemson (4/14/19)



33 CHASE HANEY

P, R/R, 6-6, 227, r-SR
Winter Garden, Fla./Windermere Prep

ACCOLADES:
2016-2019 ACC Academic Honor Roll
2016 & 2019 All-ACC Academic Team
Fall 2017, Spring-Fall 2018 Dean's List

REDSHIRT JUNIOR (2019): Returned from Tommy John surgery and made 31 appearances out of the bullpen...finished 2-2 with a save and a 2.41 earned run average...struck out 36 batters in 37.1 innings pitched and opponents hit an FSU-low .170 against...in five postseason appearances, allowed just one hit in 7.1 innings pitched without allowing a run...combined with Drew Parrish and Conor Grady for a no-hitter on Opening Day, the 10th no-no in FSU history...ranks ninth in FSU history with 95 relief appearances...finished sixth in the ACC with 31 appearances...in the College World Series, did not allow a hit or run in 4.1 combined innings against Michigan and Texas Tech...did not allow an earned run in his final 14.1 innings pitched in 2019...earned the win in head coach Mike Martin's 2,000th win, a 5-2 victory over Virginia Tech...had two plate appearances, singling in both opportunities.

JUNIOR (2018): Redshirt season.

SOPHOMORE (2017): Appeared in 33 games in the 2017 season and finished the year with 31.2 innings pitched, 26 strikeouts, and a 4.26 ERA...made his first relief appearance in the season opener when he entered in the seventh inning with two runners on and proceeded to record two quick outs to end the inning and the Rams threat...pitched one out in the seventh inning against Jacksonville on February 28, helping FSU claim a 6-5 victory and earning his first win of the

RETURNING PLAYERS



season...picked up a season-high three strikeouts in his two innings pitched on March 24 at Notre Dame to end the game and earn the Seminoles an 8-2 win...earned his second win of the season on April 28 over Virginia when he came in to pitch a scoreless sixth inning...pitched a total of one scoreless inning throughout the ACC Tournament with just one hit allowed and two strikeouts against Notre Dame and Duke...recorded three outs in the close game against Sam Houston State in the Super Regionals, shutting down the offense and helping Florida State reach a 7-6 win...induced two Cal State Fullerton outs in his first career College World Series appearance in which FSU won 6-4.

FRESHMAN (2016): Appeared in 31 games (the most amongst pitchers) and threw 32.1 innings and struck out 37 while working a 2.78 ERA...ended the season with a team-best 5-0 record...began his collegiate career on February 19 against Rhode Island where he put in an inning of work and struck out three...struck out a season-high four batters on March 8 against USF after pitching 2.0 innings and garnering his first collegiate career win...notched his second win of the season in a game against Georgia Tech on March 12 when he threw a season-high 3.2 innings without allowing a run and only surrendering one hit...named to the 2016 All-ACC Academic Team...placed on the ACC Academic Honor Roll for Student-Athletes...played summer ball for the Amsterdam Mohawks in the Perfect Game League where he finished the summer with 15 appearances, an ERA of 0.76, 38 strikeouts, and a pair of saves.

PERSONAL: Graduated from Windermere Prep in Winter Garden...wrapped up his senior season with a .390 batting average...tossed 30 innings while recording 44 strikeouts, 10 saves and a 1-0 record in his senior season...named first team All-District as both a sophomore and senior...ended his prep career with two home runs...member of National Honors Society as well as Science Club and History Club...has one sibling, John-Patrick...father Danny played basketball at Eastern Kentucky (1976-79) and has coached high school basketball for the last 25 seasons...court at Lexington Catholic High in Lexington, Ky., named in Danny's honor...earned his degree in commercial entrepreneurship and working towards a master's in sport management...born August 18, 1995.

HUNGATE'S CAREER STATS (PITCHING)

YR.	ERA	W-L	APP	GS	SHO	SV	IP	H	R	ER	BB	SO
2016	2.78	5-0	31	0	0	0	32.1	29	16	10	19	37
2017	4.26	3-2	33	0	0	0	31.2	31	15	15	8	26
2019	2.41	2-2	31	0	0	1	37.1	23	13	10	11	36
TOT	3.11	10-4	95	0	0	1	101.1	83	44	35	38	99

HUNGATE'S CAREER STATS (HITTING)

YR.	AVG	GP-GS	AB	R	H	2B	3B	HR	RBI	SLG	SF-SH	SB-SBA
2019	1.000	2-0	2	0	2	0	0	0	0	1.000	0-0	0-0
TOT	1.000	2-0	0	0	2	0	0	0	0	1.000	0-0	0-0

HUNGATE'S CAREER HIGHS

Innings Pitched	3.2 (two times), last vs. UCF (3/19/19)
Hits Allowed	4 (four times), last vs. Florida (4/11/17)
Runs Allowed	4 (two times), last at Florida (3/12/19)
Earned Runs Allowed	4 (two times), last at Florida (3/12/19)
Walks	3 (two times), last at USF (3/8/16)
Strikeouts	4 (two times), last vs. UCF (3/19/19)



7 CADE HUNGATE

P, R/R, 6-2, 206, SO
Abingdon, Va./Abingdon

FRESHMAN (2019): Made eight appearances out of the bullpen, finishing 0-0 with a 7.88 earned run average...did not allow a run in five appearances, including a scoreless inning at Virginia...threw a season-high two innings in his collegiate debut against Maine...played summer ball for the New Market Rebels in the Valley League.

PERSONAL: The 2018 Virginia Gatorade Player of the Year...rated the No. 6 third baseman in the 2018 class by Perfect Game...was the top third baseman and No. 8 overall in Virginia by Perfect Game...No. 386 on Baseball America's top prospects list...on the mound his senior year, went 10-0 with a 1.22 earned run average...hit 498 with 37 runs batted in...led Abingdon High to a Class 3 state championship and a 21-4 record as a senior...as a senior, was named Class 3 All-State; Roanoke

Times Region 3D Player of the Year; Roanoke Times first team; first team All-Virginia by USA Today; Bristol Herald-Carrier all-area team...as a sophomore and junior, earned 3A Conference 32 first team honors...committed to Florida State as a sophomore and maintained a 3.93 GPA...an avid painter and sculptor who also volunteered as a youth baseball coach...majoring in social science...born September 8, 1999.

HUNGATE'S CAREER STATS

YR.	ERA	W-L	APP	GS	SHO	SV	IP	H	R	ER	BB	SO
2019	7.88	0-0	8	0	0	0	8.0	8	7	7	9	4
TOT	7.88	0-0	8	0	0	0	8.0	8	7	7	9	4

HUNGATE'S CAREER HIGHS

Innings Pitched	2.0 vs. Maine (2/16/19)
Hits Allowed	2 at Notre Dame (3/23/19)
Runs Allowed	3 at Notre Dame (3/23/19)
Earned Runs Allowed	3 at Notre Dame (3/23/19)
Walks	2 (two times), at Notre Dame (3/23/19)
Strikeouts	1 (four times), last at Miami (4/5/19)



17 CLAYTON KWIATKOWSKI

P, L/L, 6-2, 215, SR
Tampa, Fla./Jesuit

JUNIOR (2019): Made 23 appearances on the mound and one start, finishing without a decision and a 4.00 earned run average...struck out 40 batters in 36 innings pitched, allowing 38 hits and did not hit a batter...his start came against Jacksonville on May 7, throwing five scoreless innings and giving up three hits while striking out four...had two five-strikeout games out of the bullpen, at Miami and against Stetson...struck out two batters in a scoreless inning against No. 4 national seed Georgia in the Athens Regional, his final appearance of the year.

SOPHOMORE (2018): Finished with a 4-1 record, 3.18 earned run average and 49 strikeouts over 26 appearances and 45.1 innings pitched...made his first career start against Kansas (3/6), allowing two earned runs in 3.1 innings with a career-high six strikeouts...pitched 7.2 innings in the ACC Tournament against Virginia (5/22) and Louisville (5/27), allowing just two hits and one run while striking out six as FSU won its second consecutive ACC Championship...his four innings against Louisville in the title game set a career high...earned wins against Kansas, Notre Dame (3/16), UCF (3/21) and Virginia in the ACC Tournament...pitched on Opening Day against Xavier (2/16), allowing an unearned run in one inning.

FRESHMAN (2017): Posted a 2.45 ERA through 22.0 innings pitched in the 2017 season...in his 18 appearances, he surrendered just six earned runs and tallied 22 strikeouts...in his FSU debut, he pitched one scoreless inning with one hit allowed to Samford on February 24...pitched a then-career-high 3.2 innings in which he allowed three hits and struck out three to earn his first win of the season against Stetson on April 19...played summer ball for Charlottesville in the Valley League in which he appeared in four games, notching one save and 10 strikeouts in five innings.

PERSONAL: Graduated from Jesuit High School in Tampa...given a 2016 Rawlings-Perfect Game honorable mention...placed on the Florida All-Region second team...ranked the No. 9 left-handed pitcher in Florida in his class by Perfect Game...finished his senior season at Jesuit with a 1.34 ERA...majoring in social science...born April 6, 1998.

KWIATKOWSKI'S CAREER STATS (PITCHING)

YR.	ERA	W-L	APP	GS	SHO	SV	IP	H	R	ER	BB	SO
2017	2.45	1-0	18	0	0	0	22.0	17	6	6	12	22
2018	3.18	4-1	26	1	0	2	45.1	35	19	16	21	49
2019	4.00	0-0	23	1	0	0	36.0	38	22	16	16	40
TOT	3.31	5-1	67	2	0	2	103.1	90	47	38	49	111

KWIATKOWSKI'S CAREER STATS (HITTING)

YR.	AVG	GP-GS	AB	R	H	2B	3B	HR	RBI	SLG	SF-SH	SB-SBA
2017	.000	1-0	1	0	0	0	0	0	0	.000	0-0	0-0
TOT	.000	1-0	1	0	0	0	0	0	0	.000	0-0	0-0

RETURNING PLAYERS

KWIATKOWSKI'S CAREER HIGHS

Innings Pitched	5.0 vs. Jacksonville (5/7/19)
Hits Allowed	5 (four times), last vs. Stetson (4/23/19)
Runs Allowed	5 vs. Pitt (5/3/19)
Earned Runs Allowed	5 vs. Pitt (5/3/19)
Walks	4 vs. Jacksonville (5/9/17)
Strikeouts	6 vs. Kansas (3/6/18)



26 ROBBY MARTIN

OF, L/R, 6-3, 210, 30
Tampa, Fla./Jefferson

ACCOLADES:
2019 Freshman All-American (Collegiate Baseball)
2019 Second Team Freshman All-American (NCBWA, Perfect Game)

2019 ACC All-Freshman Team
ACC Player of the Week - February 25, 2019
2018 MLB Draft: 37th Round (1107), Miami Marlins

FRESHMAN (2019): Led FSU's vaunted freshman class with a .315 average in 63 games, with 68 hits, 17 doubles and four home runs...knocked in 54 runs and scored 34 runs...started 57 games...tallied an FSU season best six RBI against Youngstown State en route to earning ACC Player of the Week honors, the first FSU freshman to do so since DJ Stewart in 2013...had a season-high four hits against the Penguins...also had four hits against Wake Forest on April 28, as well as a season-high three runs scored against the Demon Deacons...earned ACC All-Freshman honors and national Freshman All-America recognition from Collegiate Baseball, NCBWA and Perfect Game...played summer ball with the Cotuit Kettleers of the Cape Cod League.

PERSONAL: Rated No. 390 among Baseball America's top 500 prospects in 2018...ranked the No. 186 overall player and No. 35 outfielder by Perfect Game...No. 35 overall and No. 6 outfielder in Florida by Perfect Game...taken in the 37th Round by the Miami Marlins in the 2018 MLB Draft...hit .453 with four home runs, 24 RBI, seven doubles, two triples and a .695 slugging percentage as a senior...on the mound, pitched 22.1 innings, posting a 0.94 earned run average, 30 strikeouts, 10 walks and 14 hits allowed...led Jefferson to the 2018 6A state championship...earned Florida 6A all-state team honors; Tampa Bay Times' All-Tampa and All-Hillsborough County teams; and preseason All-America honors from Rawlings/Perfect Game...majoring in social science...born August 17, 1999.

MARTIN'S CAREER STATS

OVERALL	YR.	AVG	GP-GS	AB	R	H	2B	3B	HR	RBI	SLG	SF-SH	SB-SBA
2019	.315	63-57	216	34	68	17	0	4	54	449	6-1	2-3	
TOT	.315	63-57	216	34	68	17	0	4	54	449	6-1	2-3	

MARTIN'S CAREER HIGHS

At-Bats	6 at Louisville (5/17/19)
Runs	3 vs. Wake Forest (4/28/19)
Hits	4 (two times), last vs. Wake Forest (4/28/19)
RBI	6 vs. Youngstown State (2/23/19)
Walks	3 vs. Richmond (5/12/19)
Hit by Pitch	1 (three times), last vs. Wake Forest (4/26/19)
Stolen Bases	1 (two times), last vs. Stetson (4/24/19)



20 KYLE MCMULLEN

P, R/R, 6-2, 205, r-R
Jupiter, Fla./Jupiter (Palm Beach State College)

ACCOLADES:
2019 ACC Academic Honor Roll

JUNIOR (2019): Redshirt season.

PERSONAL: Made 14 appearances with a 2-1 record and 2.66 earned run average at Palm Beach State College...No. 121 right-handed pitcher by Perfect Game in the 2016 class...named to the Palm Beach north division first team All-Conference...majoring in civil engineering...born June 21, 1998.



63 MATHEU NELSON

C, R/R, 5-11, 209, 50
Largo, Fla./Calvary Christian

ACCOLADES:
2019 All-ACC Academic Team
2019 ACC Academic Honor Roll
2018 MLB Draft: 39th Round (1157), Philadelphia Phillies

FRESHMAN (2019): Hit .282 with six home runs and 29 RBI in 57 appearances (54 starts)...drew 31 walks and was hit by 17 pitches, second-most in the ACC...on-base percentage of .442 trailed only Drew Mendoza on the team...hit .300 in 25 ACC games...hit .286 in the postseason, with eight total hits...his three hits in the College World Series were the most on the team...picked off four runners and threw out eight would-be base-stealers behind the plate...his biggest pick off came in the sixth inning of game two of the Baton Rouge Super Regional, helping curb a big LSU inning...the Noles ended up winning 5-4 in 12 innings to reach the College World Series for the 23rd time in school history...his 17 HBPs are the sixth-most in a season at FSU...hit his first career home run against Youngstown State...hit two home runs in FSU's 14-1 win at Louisville...scored a season-high four runs against the Cardinals...hit a walk-off sacrifice fly in his second career game to beat Maine 6-5...season-high 5 RBI and three hits against Pitt on May 4...played summer ball for the Falmouth Commodores in the Cape Cod League.

PERSONAL: Rated No. 144 overall and the 13th-best catcher in the country by Perfect Game...No. 260 overall by Baseball America...No. 2 catcher in the state of Florida by Perfect Game...Rawlings/Perfect Game third team All-American as a senior at Calvary Christian...first team All-Florida by Rawlings/Perfect Game...during four year career at Calvary Christian, helped the school win 60 consecutive games, a Florida high school record, a No. 1 national ranking and the 2017 4A state title...Pinellas Player of the Year by the Tampa Bay Times after hitting .465 with five home runs, 14 doubles, 45 RBI, seven stolen bases and a .996 fielding percentage as a senior...hit .394 as a junior en route to All-Tampa and All-Pinellas County first team honors...assistant coach in high school was the late Roy Halladay, a former MLB All-Star and 2019 Hall of Fame inductee...majoring in sport management...born January 1, 1999.

NELSON'S CAREER STATS

OVERALL	YR.	AVG	GP-GS	AB	R	H	2B	3B	HR	RBI	SLG	SF-SH	SB-SBA
2019	.282	57-54	156	32	44	7	0	6	29	442	4-9	4-7	
TOT	.282	57-54	156	32	44	7	0	6	29	442	4-9	4-7	

NELSON'S CAREER HIGHS

At-Bats	5 (four times), last vs. FAU (5/31/19 - NCAA Regional)
Runs	4 at Louisville (5/17/19)
Hits	3 vs. Pitt (5/4/19)
RBI	5 vs. Pitt (5/4/19)
Walks	2 (five times), last vs. Richmond (5/10/19)
Hit by Pitch	2 (two times), last vs. Pitt (5/5/19)
Stolen Bases	1 (four times), last vs. Jacksonville (5/7/19)

RETURNING PLAYERS




21 CHRIS RUCKDESCHEL

P, R/R, 6-1, 197, r-FR
Davie, Fla./St. Thomas Aquinas

ACCOLADES:
2019 Golden Torch winner
2019 ACC Academic Honor Roll
Fall 2018 President's List

FRESHMAN (2019): Redshirt season...played summer ball with the Boca Raton Blazers in the South Florida Collegiate Baseball League...SFCBL All-Star.

PERSONAL: Led St. Thomas Aquinas to its first state title in 15 seasons, winning the 2018 8A championship...his inside-the-park two-run home run broke a 3-3 tie in the 8th inning to top George Jenkins, the No. 7 team in the nation...rated the No. 137 outfielder nationally by Perfect Game...No. 99 player overall and No. 23 outfielder in Florida by Perfect Game...named to the Broward County 9A-7A honorable mention team by the Sun-Sentinel after missing most of his senior season with a back injury...preseason All-American by Rawlings/Perfect Game...hit 475 with four home runs for St. Thomas Aquinas, both team highs...named to the HSNB Broward All-America Team...led St. Thomas Aquinas to the state quarterfinals in 2017...majoring in management...born September 30, 1999.



13 JONAH SCOLARO

P, L/L, 5-10, 191, JR
Valrico, Fla./Durant

ACCOLADES:
2018 Freshman All-American (Collegiate Baseball)

SOPHOMORE (2019): Made 26 appearances on the mound, ending with 4.69 earned run average, 3-2 record and a pair of saves...became the first player in 50 years at the College World Series to face at least six batters and strike out all six in a CWS game (vs. Texas Tech)...appearance in Omaha was his first time pitching in nearly a month (ACC Tournament against Wake Forest)...also had six K's against Wake Forest and tied a career-long outing with four innings against the Demon Deacons...two saves came against Wake Forest and Louisville, pitching at least three innings in both games...earned wins against Boston College, Stetson and Pitt...in his only start of the season, threw four innings against Florida, giving up just one unearned run...pitched for the Hyannis Harbor Hawks in the Cape Cod League over the summer.

FRESHMAN (2018): Freshman All-American from Collegiate Baseball, led FSU with six saves...made 27 appearances, all out of the bullpen, finishing with a 3.43 ERA and 2-1 record...earned his second win of the year in the ACC Championship Game against Louisville, pitching the final three innings and allowing just three hits and no runs as FSU won 11-8 in 10 innings...earned his first save as a Seminole at Jacksonville (2/27), pitching the final three innings in relief of Andrew Karp in FSU's 4-0 win over the Dolphins...five of his six saves were at least three innings pitched...won his first game at North Carolina, a 6-3 FSU win where he struck out four batters over 2.1 innings as the Seminoles won in 10 innings...struck out a career-high six batters and pitched a career-high four innings against Kansas (3/5)...pitched two scoreless innings against Samford in the NCAA Tournament...in three games against JU, pitched 8.0 innings and struck out 14 with zero runs allowed.


PERSONAL: Out of Durant High, went 5-2 with a 1.05 earned run average with 85 strikeouts in just 45 innings pitched as a senior...his 306 career strikeouts are the most in Durant history and he was a four-time All-County selection and an honorable mention All-American...at the plate, hit .385 with nine doubles, two triples and a pair of home runs...Southeast Pitcher of the Week and Wade Boggs Award finalist...brother Jacob attends FSU...dad Donny spent two seasons in the Houston Astros organization as an infielder after getting drafted in the 22nd round in 1994...majoring in social science...born September 3, 1998.

SCOLARO'S CAREER STATS (PITCHING)

YR.	ERA	W-L	APP	GS	SHO	SV	IP	H	R	ER	BB	SO
2018	3.43	2-1	27	0	0	6	44.2	46	21	17	18	60
2019	4.69	3-2	26	1	0	2	48.0	35	30	25	23	52
TOT	4.08	5-3	53	1	0	8	92.2	81	51	42	41	112

SCOLARO'S CAREER HIGHS

Innings Pitched	4.0 (three times), last vs. Wake Forest (4/27/19)
Hits Allowed	5 vs. Miami (4/29/18)
Runs Allowed	5 at Florida (3/12/19)
Earned Runs Allowed	4 (two times), last at Florida (3/12/19)
Walks	4 at Miami (4/7/19)
Strikeouts	6 (three times), last vs. Michigan (6/17/19 - College World Series)



35 CARTER SMITH

Util., L/R, 6-1, 170, SR
Fort Myers, Fla./Canterbury School (U. of Memphis/Florida SouthWestern State College)

ACCOLADES:
2019 All-Athens Regional Team
2019 ACC Academic Honor Roll
Fall 2018 Dean's List

JUNIOR (2019): Made 45 appearances and 23 starts, hitting .245 with two home runs, two doubles and 10 RBI with 18 runs scored...started the final 11 games of the season at first base...named to the All-Athens Regional team, hitting 5-for-13 with a double, home run and four runs batted in...scored two runs against Georgia in the Athens Regional and had a season-high three RBI against the Bulldogs...had three hits against Richmond on May 11 and drew three walks against the Spiders on May 12...home runs came against Youngstown State on February 23 and against No. 4 national seed Georgia in the Athens Regional...one of just three Seminoles with multiple hits in the College World Series, notching singles against Arkansas and Texas Tech.

PERSONAL: Hit over .300 in both seasons at Florida SouthWestern State College...hit three home runs with 29 RBI (team-high) and had 13 multi-hit games as a sophomore...nominated to the Suncoast Conference All-Academic team both seasons at FSU...played his first season at Memphis...along with high school teammate Cooper Swanson, helped lead The Canterbury School to a 3-1 record and the Class 3A state championship in 2016, the school's first...hit .391 with 34 hits and 34 runs scored as a senior at Canterbury...won the Seminoles Got Talent student-athlete talent show in 2019...majoring in social science...born February 11, 1998.

SMITH'S FLORIDA STATE CAREER STATS

OVERALL												
YR.	AVG	GP-GS	AB	R	H	2B	3B	HR	RBI	SLG	SF-SH	SB-SBA
2019	.245	45-23	94	18	23	5	0	2	10	.362	0-1	0-1
TOT	.245	45-23	94	18	23	5	0	2	10	.362	0-1	0-1

SMITH'S FLORIDA STATE CAREER HIGHS

At-Bats	5 (three times), last at LSU (6/9/19 - NCAA Super Regional)
Runs	2 (two times), last at Georgia (6/1/19 - NCAA Regional)
Hits	3 vs. Richmond (5/11/19)
RBI	3 at Georgia (6/1/19 - NCAA Regional)
Walks	3 vs. Richmond (5/12/19)
Hit by Pitch	1 vs. Boston College (3/31/19)
Stolen Bases	-

RETURNING PLAYERS



9 COOPER SWANSON

INF, R/R, 6-1, 211, JR
Fort Myers, Fla./Canterbury School

SOPHOMORE (2019): Hit .159 with seven home runs and 14 RBI in 47 appearances...made 27 starts...half of 14 hits were home runs...drew 25 walks for a .362 on-base percentage...hit

three home runs, one in each game, against Mercer...added a pair of solo home runs against Virginia Tech, one against Clemson and one against Wake Forest...stole three bases against Stetson, most for a Seminole since 2016...drew four walks against UCF, a team-high for 2019...played summer ball with the Chatham Anglers of the Cape Cod League.

FRESHMAN (2018): Appeared in 29 games, making 16 starts (9 in OF, 7 as DH)...hit .255 with 14 hits, four doubles and two home runs...added four RBI and 12 runs scored...hit his first career home run against Jacksonville (4/4)...successfully reached base in his first seven plate appearances...had his only multi-hit game against UNC Asheville (3/4)...hit his second home run against Florida (4/10) in his first career at-bat in the rivalry...had his only outfield assist of the season in his first start in the outfield at Georgia Tech (4/7)...drew 13 walks, including a season-high three against UNC Asheville (3/2)...played his summer ball for the Wisconsin Woodchucks of the Northwoods League.

PERSONAL: Led The Canterbury School to back-to-back 3A state championships in 2016 and 2017, hitting .420 with seven home runs as a senior...ranked No. 488 in the Perfect Game National Rankings and was an honorable mention All-American...also played six years of basketball...dad Duane played baseball at UCF...majoring in criminology...born December 17, 1998.

SWANSON'S CAREER STATS

OVERALL	YR.	AVG	GP-GS	AB	R	H	2B	3B	HR	RBI	SLG	SF-SH	SB-SBA
2018	.255	29-16	55	12	14	4	0	2	4	436	0-0	3-3	
2019	.159	47-27	88	17	14	1	0	7	14	409	0-0	4-5	
TOT	.196	76-43	143	29	28	5	0	9	18	420	0-0	7-8	

SWANSON'S CAREER HIGHS

At-Bats	5 (two times), last vs. Pitt (5/4/19)
Runs	2 (six times), last vs. Clemson (4/13/19)
Hits	2 (five times), last vs. Wake Forest (4/28/19)
RBI	3 vs. Mercer (3/2/19)
Walks	4 vs. UCF (3/19/19)
Hit by Pitch	1 (five times), last at Virginia (4/18/19)
Stolen Bases	3 vs. Stetson (4/24/19)



15 CJ VAN EYK

P, R/R, 6-1, 198, JR
Lutz, Fla./Steinbrenner

ACCOLADES:
2019 Third Team All-ACC
2019 All-Athens Regional Team
2019 Second Team ABCA All-Atlantic Region
2018 Second Team Freshman All-American

(Baseball America, D1Baseball, NCWBA)
2018 ACC All-Freshman Team
2017 MLB Draft: 19th Round (577), New York Mets

SOPHOMORE (2019): A staple of the weekend rotation all season, started 18 games and finished with a 10-4 record and 3.81 earned run average...struck out 129 batters in 99.1 innings pitched...was at his best in FSU's biggest games, pitching 8.0 innings against No. 16 Clemson and at No. 4 national seed Georgia in the Athens Regional...struck out 11 batters in six innings in the ACC Tournament against NC State and against Wake Forest...struck out 10 batters in only 3.0 innings against Pitt before the game was suspended due to weather...won seven

consecutive decisions between April 13 and June 17...against the Wolfpack in the ACC Tournament, allowed just one hit in FSU's 11-0 victory...with Drew Parrish's 125, it was the first time since 1999 that FSU teammates each had 100 or more strikeouts in the same season...they were the only teammates to each cross the 125 barrier in 2019...finished second in the ACC with 10 wins and 129 strikeouts...his 99.1 innings pitched were third-most in the league.

FRESHMAN (2018): Second-team freshman All-American made 19 appearances, including five starts, finishing with a 7-0 record and 2.86 earned run average...seven wins without a loss is the most for a Seminole pitcher since Kevin Lynch went 12-0 in 2005...struck out 71 batters in 56.2 innings pitched, allowing 42 hits and walking 30...earned a save in his second appearance as a Seminole, pitching 3.0 innings against UNC Asheville (3/4)...made his first appearance against Troy (2/23)...made his first start against UCF (3/21)...had back-to-back strong relief outings against North Carolina (3/25) and Louisville (3/31)...against the Tar Heels, allowed just two hits and struck out five in 4.1 innings to earn his first career victory...against the Cardinals, struck out four and allowed just one run in six innings...started against Boston College at Fenway Park, his first start in a weekend rotation...against Miami (4/28), pitched a career-high 7.1 innings, struck out a career-best 10 and allowed just one run in FSU's 10-1 win, the 1,975th of head coach Mike Martin's career...followed that up with a win at Clemson, pitching the final 6.1 frames of a 13-inning, 3-2 FSU win for Martin's 1,976th win, the most in college baseball history...earned both regular season wins against NC State, pitching an inning in each game...in a tie game in the 11th inning vs. the Wolfpack (5/17), allowed a leadoff triple but struck out the next three batters and FSU won on Steven Wells' walk-off home run...started the ACC Tournament opener against Virginia (5/22) and earned his seventh win of the year against Clemson in the semifinals (5/26), allowing a hit and striking out five without allowing a run over the final three innings...struck out a batter in 0.2 innings pitched in the NCAA Tournament against Samford...joined with teammate Drew Parrish to pitch for the Team USA Collegiate National Team over the summer.

PERSONAL: Taken in the 19th Round of the 2017 MLB Draft out of Steinbrenner High...as a senior, was 5-1 with a 0.73 earned run average, recording 56 strikeouts in 38.1 innings pitched...he earned first team All-American honors and was ranked No. 57 in the Perfect Game National Rankings...also a first team All-American as a junior...Florida Dairy Farmer Player of the Year...gold medalist with the 18U USA National Team and led Steinbrenner to the 8A state championship in 2016...majoring in criminology...born September 15, 1998.

VAN EYK'S CAREER STATS

YR.	ERA	W-L	APP	GS	SHO	SV	IP	H	R	ER	BB	SO
2018	2.86	7-0	19	5	0	2	56.2	42	19	18	30	71
2019	3.81	10-4	18	18	0	0	99.1	89	46	42	41	129
TOT	3.46	17-4	37	23	0	2	156.0	131	65	60	71	200

VAN EYK'S CAREER HIGHS

Innings Pitched	8.0 (two times), last at Georgia (6/1/19 - NCAA Regional)
Hits Allowed	9 at Georgia (6/1/19 - NCAA Regional)
Runs Allowed	7 at Notre Dame (3/23/19)
Earned Runs Allowed	5 at NC State (3/16/19)
Walks	6 (two times), last at Notre Dame (3/23/19)
Strikeouts	11 (two times), last vs. NC State (5/24/19 - ACC Tournament)



30 ANTONIO VELEZ

P, L/L, 6-1, 212, SR
Brandon, Fla./Brandon (Hillsborough CC)

JUNIOR (2019): Finished 5-2 with a 4.17 earned run average and a save...in the postseason, appeared in four of FSU's 8 games, allowing just two runs in 10 innings with 13 strikeouts...

won both games of the Baton Rouge Super Regional against LSU...in the CWS-clinching game two, allowed just four hits and struck out six in 4.2 innings, keeping the Tigers off the board before Drew Mendoza's walk-off single in the 12th inning led FSU to its 23rd College World Series...struck out all three hitters in his one scoreless inning in the College World Series against Texas Tech...his one save came against FAU in the Athens Regional opener, pitching the final 3.1 innings of FSU's 13-7 win...made three starts during the season...had a season-high 6.0 innings pitched against Jacksonville...struck out a season-high six batters three different times.

NEW PLAYERS



PERSONAL: Went 4-4 with 80 strikeouts in 14 appearances at Hillsborough Community College...No. 73 left-handed pitcher coming out of Brandon High in 2016...went 2-7 at Brandon, compiling a 1.34 earned run average in 61 appearances...as a senior, went 10-3 with a 0.92 ERA and 151 strikeouts...at the plate, hit .400 with two home runs and 16 RBI...his 151 strikeouts were the fifth-most in the country in 2016...named the Florida 7A Player of the Year by the FACA...named All-Tampa and All-Hillsborough County by the Tampa Bay Times...struck out 122 batters as a junior, second-most in Florida...2015 Hillsborough County Pitcher of the Year by the Tampa Bay Times...majoring in social science...born March 31, 1997.

VELEZ'S CAREER STATS

YR.	ERA	W-L	APP	GS	SHO	SV	IP	H	R	ER	BB	SO
2019	4.17	5-2	22	3	0	1	45.1	46	28	21	11	50
TOT	4.17	5-2	22	3	0	1	45.1	46	28	21	11	50

VELEZ'S CAREER HIGHS

Innings Pitched	6.0 vs. Jacksonville (5/7/19)
Hits Allowed	6 vs. UCF (3/19/19)
Runs Allowed	7 vs. UCF (3/19/19)
Earned Runs Allowed	5 vs. UCF (3/19/19)
Walks	2 (three times), last vs. Wake Forest (4/28/19)
Strikeouts	6 (three times), last at LSU (6/9/19 - NCAA Super Regional)



3 DANNY ANDZEL

INF, R/R, 5-11, 184, FR
Tallahassee, Fla./TNXL Academy

PERSONAL: Attended Chiles High school in Tallahassee before graduating from TNXL Baseball Academy in Kissimmee...rated the No. 65 shortstop in the state of Florida by Perfect Game...played two years of high school

football at Chiles...enjoys duck hunting and fishing...parents are Sandy and the late Rick Andzel...brothers Chipper, Jack and the late Mickey...majoring in finance...born February 8, 2000.



10 TYRELL BREWER

Util., R/R, 5-10, 150, FR
Orlando, Fla./TNXL Academy

PERSONAL: Attended Edgewater High School in Orlando before graduating from TNXL Academy in Kissimmee...enjoys playing basketball, football and spikeball...favorite athletes are Ozzie Albies and Ronald Acuña of the Atlanta

Braves...parents are Tyrone and Jennifer...siblings are Janiccia, Tylor, Taylor, Tyrese and Jamya...majoring in sport management...born May 28, 2001.



8 CALEB CALI

INF, R/R, 6-2, 211, FR
Minneola, Fla./Montverde Academy

PERSONAL: Graduated from Montverde Academy in Minneola, Fla...rated the No.56 overall player in Florida and the state's No. 6 third baseman by Perfect Game...attended

two years at Lake Minneola High, where he earned the high school's most valuable player award as a sophomore...was named most valuable player in his junior and senior seasons at Montverde Academy...along with current FSU sophomore Nander De Sedas, led Montverde to a 25-0 record in 2018...parents are Justin and Michelle...majoring in sport management...born August 20, 2000.



27 JACKSON GREENE

INF, R/R, 5-11, 199, JR
Live Oak, Fla./Suwannee (Wallace CC)

PERSONAL: A transfer from Wallace Community College in Dothan, Ala...he hit .344 in 2019 with two home runs, 31 runs batted in, and eight stolen bases in 55 games played...ranked

the state of Florida's No. 67 shortstop out of Suwannee High School in Live Oak in 2017...earned 2017 Perfect Game All-American and All-Region honors...majoring in criminology...born May 9, 1998.



36 DAVIS HARE

P, R/R, 6-3, 218, JR
Guyton, Ga./South Effingham (Wallace CC)

PERSONAL: A transfer from Wallace Community College in Dothan, Ala...ranked the No. 87 overall player in Georgia and the state's No.

15 right-handed pitcher by Perfect Game coming out of South Effingham High School in Guyton in 2017...as a sophomore, he helped lead his team to the Elite 8 4-AAAA Georgia State Playoffs...as a junior, he did not lose a playoff game, going 11-1 in the regular season and making it to the semifinals of 5-A Georgia State Playoffs...enjoys hunting, fishing, basketball and golf...parents are Larry and Natalie...siblings Anna-Blake, Elizabeth, Katherine, and Ella...majoring in social science...born June 15, 1999.



43 BRYCE HUBBART

P, L/L, 5-11, 190, FR
Windermere, Fla./Windermere

PERSONAL: Graduated from Windermere High in Windermere, Fla...as a senior, he went 9-0 with a 0.73 earned run average and 96 strikeouts in 57.2 innings pitched...threw a complete game to help lead Wolverines

past Hagerty 3-2 in the FHSAA Class 8A, Region 3 semifinals...2019 Perfect Game All-American and first team All-Region in Florida...2019 FACA District 11 MVP...2019 HSNB 8A Pitcher of the Year...ranked No. 43 overall player in Florida and the state's No. 4 left-handed pitcher by Perfect Game...ranked 9th overall player in the state by Prep Baseball Report...enjoys church, playing piano, public speaking, video games and computers...played volleyball two years in high school...at Windermere, was in National Honor Society and graduated with a 4.8 GPA...parents are Darrin and Angie...siblings are Lakon and Madison, who also attends Florida State...majoring in sport management...born June 28, 2001.

four home runs and 16 doubles as a senior and had 135 strikeouts in 63 innings pitched on the mound...likes playing basketball, fishing and gaming...grandparents are Tommy and Peggy...siblings are William, Noah, Leland, Carmen and Sage...majoring in criminology...born July 15, 1998.



16 TYLER MARTIN

INF, L/R, 6-1, 160, FR
Tallahassee, Fla./Chiles

PERSONAL: Graduated from Chiles High in Tallahassee...earned A/B honor roll as a freshman and sophomore and was on the A honor roll as a junior...enrolled at Florida State early to add depth in the Seminole infield...

hit .330 with 30 walks and just four strikeouts as a sophomore...hit .470 with 27 hits and 12 doubles as a junior...parents are Mike Martin, Jr. and Litzie Martin...grandfather is longtime FSU head baseball coach Mike Martin...brother T.J...majoring in criminology...born December 10, 2001.



48 AARON JENSEN

P, L/R, 6-2, 187, r-FR
Lutz, Fla./Hillsborough

PERSONAL: Made Florida State's team as a walk-on in the fall of 2019...first player in FSU's history to wear jersey No. 48...also played golf at Hillsborough High in Tampa...part of the IB Program at Hillsborough and also president

of the Fellowship of Christian Athletes...parents are Nathan and Candi Jensen...brother Jared and sister Cara Bell...brother graduated FSU with a Master's in criminology...was also a walk-on for the FSU football team...born December 11, 1999.



29 PARKER MESSICK

P, L/L, 6-0, 248, FR
Plant City, Fla./Plant City

PERSONAL: Graduated from Plant City High School in Plant City, Fla...named 2016 All-Hillsborough County by the Tampa Bay Times...played in the Hillsborough County East-West All-Star game as a freshman...as a junior,

he earned the Wade Boggs Athletic Achievement Award for athletic, academic, and community involvement...named second team All-Hillsborough County by the Tampa Bay Times, and first team pitcher, second team first baseman in the Federal Division All-Western Conference in 2017...as a senior he helped send the Raiders to their first ever state title game when he led the team to an 8-0 win over Hollywood McArthur in the Class 8A semifinal, striking out 16 batters and allowing three hits and no runs...went 2-for-4 with two runs batted in and a solo home run at the plate in the win...Plant City went 30-2 his senior season...named a first team All-American MaxPreps pitcher, a first team All-State Prep Baseball Report Florida pitcher, and made the FACA All-State team in 2019...named 2019 All-Tampa Bay Pitcher of the Year, 2019 Florida Dairy Farms Mr. Baseball Pitcher of the Year, and 2019 813 MaxPreps Most Valuable Player...ranked the No. 138 overall player in Florida and the state's No. 12 left-handed pitcher by Perfect Game...parents are T.J. and April...sister is Regan...majoring in biological science...born October 26, 2000.



25 DOUG KIRKLAND

P/C, R/R, 5-11, 192, FR
Orlando, Fla./TNXL Academy

PERSONAL: Graduated from TNXL Baseball Academy in Kissimmee, FL...ranked the No. 41 catcher in the state of Florida by Perfect Game...likes to play football, water ski and wakeboard...parents are Doug and

Leigh...siblings Cooper and Shelby...grandfather played football at Auburn and uncle played baseball at South Alabama...majoring in sport management...born December 2, 2000.



18 HUNTER PERDUE

P, R/R, 6-3, 208, JR
Chesapeake, Va./Grassfield (State College of Florida)

PERSONAL: No. 11 overall player in Virginia and the state's No. 2 right-handed pitcher coming out of Grassfield High School in Chesapeake in 2017...three-time first team All-Conference

pitcher from 2015-17...played for the Evoshield Canes in the 2016 Perfect Game WWBA World Championship...went 14-2 at State College of Florida, compiling a 3.47 ERA in 132.1 innings pitched with 117 strikeouts...first team All-Conference and second team All-State in 2018 with SCF...parents are Paul Perdue and Dona Stover...sister Ashley...majoring in criminology...born March 4, 1999.



32 LOGAN LACEY

P, R/R, 5-10, 190, JR
Tallahassee, Fla./Godby (Tallahassee CC)

PERSONAL: Went 7-4 with three saves and 64 strikeouts over 57.1 innings pitched at Tallahassee Community College...ranked the No. 26 right-handed pitcher in the state of

Florida by Perfect Game coming out of Godby High in 2017...at Godby, was the 2017 All-Big Bend Player of the Year from the Tallahassee Democrat...hit 43B with



38 ISAIAH PERRY

OF, R/R, 6-1, 172, JR
Pembroke Pines, Fla./St. Thomas Aquinas (Texas Southern/Santa Fe CC)

PERSONAL: Junior college transfer from Santa Fe Community College in Gainesville...spent his freshman season at Texas Southern

University...graduated from St. Thomas Aquinas in 2017, earning All-Broward County honors and was a Broward County All-Star...son of Yvonne Perry and the late Daryl Perry...brother Jordan...majoring in English...born August 22, 1999.



22 RYAN PETTYS

P, S/L, 6-2, 166, FR
Panama City Beach, Fla./Mosley

PERSONAL: Graduated from Mosley High School in Lynn Haven, Fla....transferred from Arnold High to Mosley for his senior year...as the Dolphins ace, helped lead Mosley to the Class 6A state semifinals in 2019...earned

All-State honors in his senior year...was 2019 pitcher of the year and earned All-County and All-District honors all four years of high school...was named the most valuable player in his junior season...rated the No. 25 player overall in Florida and the state's No. 2 left-handed pitcher by Perfect Game...parents are Joey and Chris...mom played volleyball professionally...majoring in sport management...born May 10, 2001.



45 DYLAN SIMMONS

1B/P, R/R, 6-3, 228, FR
Jacksonville, Fla./Trinity Christian

PERSONAL: Enrolled at Florida State in January 2020...earned honor roll all four years of high school at Trinity Christian...helped lead the Conquerors to a regional title as a senior...ranked the No. 1 high school first baseman

and could also pitch for the Seminoles...diagnosed with lymphoma in March 2019, undergoing chemotherapy and radiation treatments throughout the summer and fall at the Mayo Clinic in Jacksonville before coming to Florida State in January...parents are Scott and Tracey Simmons...brothers Ryan and Justin...majoring in nutrition...born October 5, 2000.



46 JAKE SUDDRETH

P, R/R, 6-3, 200, SR
Queen Creek, Ariz./Mesquite (Mesa Community College/BYU)

PERSONAL: No. 52 overall player in Arizona and the state's No. 17 right-handed pitcher coming out of Mesquite High in Gilbert, Ariz. in 2015...as a senior, he helped lead Mesquite

to its first state championship title in school history, pitching 63 innings with a 1.21 earned run average, an 8-2 record, and four saves...2015 first team Academic All-State, All-State honorable mention, and second team All-Section...redshirted 2016 season at Hawaii Pacific University...transferred to Mesa Community College in 2017 and earned NJCAA Academic All-American and second team NJCAA All-American honors...set Mesa CC school record and led the nation with 16 saves...posted a 3-2 record with 61 strikeouts and 1.63 earned run average in 49.2 innings pitched, leading the nation with 33 appearances...pitched 16.1 innings with a 0.55 earned run average in an abbreviated 2017 summer season for the Matsui Miners, the Alaska Baseball League Champion after beginning the summer playing in Washington...transferred to Brigham Young University in 2018 and made West Coast Conference Commissioner's Honor Roll...enjoys listening to music, hiking, and staying active...parents are Greg and Rita...siblings Cade and Grace...his uncle Tom Suddreth was a catcher at TCU...pursuing a master's in sport management...born April 22, 1997.



37 JD TEASE

INF, R/R, 5-10, 186, FR
Tallahassee, Fla./North Florida Christian

PERSONAL: Graduated from North Florida Christian School in Tallahassee...named the 2018 Class 3A Player of the Year by the Florida Dairy Farmers...hit .505 with 29 doubles and 37 runs batted in to help lead the Eagles to a 3A State Runner-up finish his junior season...

made first-team All-Big Bend in 2017 and 2018...ranked the No. 34 shortstop in the state of Florida by Perfect Game...enjoys playing guitar...parents are Melissa and Brian...brother Dallas...dad played baseball at Florida Atlantic...majoring in health management, policy and info...born July 12, 2000.



6 BRANDON WALKER

P, R/R, 6-1, 195, FR
Tallahassee, Fla./North Florida Christian

PERSONAL: Graduated from North Florida Christian School in Tallahassee...was named the 2018 All-Big Bend Player of the Year finishing 10-2 with a 2.22 earned run average

and 104 strikeouts...at the plate, hit .346 with 40 runs batted in and four home runs...was the 2019 All-Big Bend Pitcher of the Year going 8-2 with a 1.00 earned run average and 88 strikeouts...2019 Florida Dairy Farmer's 3A Baseball Player of the Year...made the 2017 All-Big Bend first team...earned a gold medal at the 2015 COPABE Pan Am "AA" Championships in Aguascalientes, Mexico, with the Team USA 15U National Team...enjoys fishing and baking...parents are James and Barbara...sister Sierra...majoring in exercise physiology...born September 14, 2000.

*"A champion knows that together everyone achieves more."
~ Coach Mike Martin*



Front Row: Hannah Robbins, Amanda Alvarino, Hannah Kilbride, Dana Tygar, Morgan Sadler

Middle Row: Taylor Kibler, Avery Knipfing, Maddison Rowe, Katie Schneider, Karlie Wright, Erin Fields, Celine Benedico, Alyssa Durden

Back Row: Rya Epps, Brianna McLees, Coley Whisler, McKenzie Blaze, Kiersten Maxwell, Tara White, Kelsey Clabby, Julianna Deaton, Lindsey Gallo

REVIEW



FSU

2019 SEASON STATS

RECORD: 42-23 // HOME: 28-9 AWAY: 11-10 NEUTRAL: 3-4 // ACC: 17-13

BATTING

Player	AVG	GP	GS	AB	R	H	2B	3B	HR	RBI	TB	SLG%	BB	HBP	SO	GDP	OB%	SF	SH	SB	ATT	PO	A	E	FLD%
16 Mike Salvatore	.340	65	65	265	55	90	23	4	7	51	142	.536	40	6	30	1	.432	4	1	6	8	93	130	11	.953
26 Robby Martin	.315	63	57	216	34	68	17	0	4	54	97	.449	31	3	55	7	.398	6	1	2	3	29	0	0	1.000
22 Drew Mendoza	.308	65	65	224	60	69	12	2	16	56	133	.594	70	1	72	5	.471	2	0	2	4	44	99	16	.899
63 Mathew Nelson	.282	57	54	156	32	44	7	0	6	29	69	.442	31	17	47	0	.442	4	9	4	7	511	37	3	.995
8 J.C. Flowers	.266	64	62	233	46	62	11	2	13	53	116	.498	31	8	68	6	.371	0	2	11	14	123	8	5	.963
2 Nandy De Sedas	.231	62	62	208	38	48	8	1	4	32	70	.337	29	12	61	2	.353	3	1	3	5	92	125	18	.923
19 Elijah Cabell	.220	58	54	164	37	36	9	1	7	25	68	.415	39	13	88	1	.404	2	1	9	10	77	2	4	.952
33 Chase Haney	1.000	2	0	2	0	2	0	0	0	0	2	1.000	0	0	0	0	1.000	0	0	0	0	2	6	0	1.000
27 McGuire Weaver	.313	18	0	16	4	5	2	0	0	4	7	.438	0	0	3	1	.313	0	0	0	0	5	8	0	1.000
23 Reese Albert	.283	46	46	166	33	47	6	3	9	35	86	.518	27	6	49	1	.390	6	0	2	3	77	0	3	.963
37 Tim Becker	.246	46	11	57	17	14	3	0	3	13	26	.456	8	3	23	0	.362	1	1	0	0	20	1	2	.913
35 Carter Smith	.245	45	23	94	18	23	5	0	2	10	34	.362	16	1	22	0	.360	0	1	0	1	114	16	5	.963
24 Alec Sanchez	.225	40	10	71	10	16	1	0	0	6	17	.239	7	0	15	1	.291	1	0	2	2	20	1	1	.955
36 Jonathan Foster	.194	36	17	62	19	12	2	0	2	7	20	.323	16	5	22	1	.398	0	1	0	0	128	11	2	.986
51 Nico Baldor	.173	50	32	127	13	22	7	0	1	16	32	.252	13	6	26	2	.277	2	1	2	2	232	8	5	.980
9 Cooper Swanson	.159	47	27	88	17	14	1	0	7	14	36	.409	25	3	38	0	.362	0	0	4	5	128	8	5	.965
30 Antonio Velez	.000	1	0	1	0	0	0	0	0	0	0	.000	0	0	0	0	.000	0	0	0	0	1	12	0	1.000
46 Gage Hutchinson	.000	1	0	1	0	0	0	0	0	0	0	.000	0	0	1	0	.000	0	0	0	0	0	3	0	1.000

Totals	.266	65	65	2151	433	572	114	13	81	405	955	.444	383	84	620	28	.392	31	19	47	64	1712	534	84	.964
Opponents	.239	65	65	2186	325	523	100	8	53	295	798	.365	272	39	657	38	.331	21	17	38	50	1660	476	48	.978

LOB - Team (576), Opp (500). DPs turned - Team (46), Opp (38). TPs turned - Team (0), Opp (1). CI - Team (2), FOSTER, J. 1, NELSON, M. 1, Opp (1).

PITCHING

Player	ERA	W	L	APP	GS	CG	SHO	CBO	SV	IP	H	R	ER	BB	SO	2B	3B	HR	AB	B/Avg	WP	HBP	BK	SFA	SHA
15 CJ Van Eyk	3.81	10	4	18	18	0	0	1	0	99.1	89	46	42	41	129	18	0	9	381	.234	6	7	1	2	2
43 Drew Parrish	4.67	9	5	19	18	0	0	2	0	94.1	89	56	49	32	125	15	4	15	364	.245	3	5	0	2	4
8 J.C. Flowers	1.69	0	0	23	1	0	0	3	13	26.2	20	6	5	11	25	2	0	1	99	.202	3	2	0	0	1
33 Chase Haney	2.41	2	2	31	0	0	0	1	1	37.1	23	13	10	11	36	5	1	2	135	.170	1	2	1	2	1
31 Conor Grady	3.64	9	6	25	8	0	0	1	0	64.1	54	31	26	26	71	11	1	6	237	.228	0	3	0	2	3
5 Shane Drohan	3.66	3	1	16	11	0	0	0	0	51.2	47	22	21	48	71	12	0	2	194	.242	7	2	0	1	1
17 Clayton Kwiatkows	4.00	0	0	23	1	0	0	0	0	36.0	38	22	16	16	40	7	0	2	146	.260	7	0	0	3	0
30 Antonio Velez	4.17	5	2	22	3	0	0	1	1	45.1	46	28	21	11	50	6	0	3	176	.261	0	4	0	0	4
13 Jonah Scolaro	4.69	3	2	26	1	0	0	0	2	48.0	35	30	25	23	52	8	0	3	178	.197	2	5	1	2	0
46 Gage Hutchinson	5.06	0	0	10	0	0	0	0	0	10.2	13	9	6	5	10	3	0	1	48	.271	3	2	0	2	0
40 Jack Anderson	7.04	0	1	6	1	0	0	0	0	7.2	10	7	6	5	10	3	0	1	30	.333	1	0	0	3	0
7 Cade Hungate	7.88	0	0	8	0	0	0	0	0	8.0	8	7	7	9	4	2	0	0	30	.267	1	1	0	0	0
12 Tyler Ahearn	9.72	1	0	12	1	0	0	0	0	16.2	17	19	18	15	16	4	0	3	64	.266	3	2	0	1	0
29 Austin Pollock	10.22	0	0	16	2	0	0	0	0	24.2	34	29	28	19	18	4	2	5	104	.327	5	4	0	1	1

PB - Team (13), NELSON, M. 11, FOSTER, J. 2, Opp (20). Pickoffs - Team (13), NELSON, M. 4, VELEZ, A. 3, DROHAN, S. 2, GRADY, C. 1, PARRISH, D. 1, POLLOCK, A. 1, AHEARN, T. 1, Opp (5).

INNING-BY-INNING SUMMARY

	1	2	3	4	5	6	7	8	9	EX	TOTAL
FLORIDA STATE	45	43	51	55	64	59	47	51	12	6	433
OPPONENTS	31	37	36	36	39	41	45	36	21	3	325

RECORD WHEN TEAM SCORES

RUNS	0	1	2	3	4	5	6	7	8	9	10+
W-L	0-9	1-3	0-3	2-2	3-1	4-0	5-0	4-3	1-1	6-0	16-1

RECORD WHEN OPPONENT SCORES

RUNS	0	1	2	3	4	5	6	7	8	9	10+
W-L	4-0	7-1	9-1	6-3	5-3	5-0	3-1	1-1	2-1	0-2	0-10

RECORD WHEN LEADING AFTER

INN.	1	2	3	4	5	6	7	8
W-L	16-3	24-3	26-3	29-3	31-4	32-3	29-2	31-0

RECORD WHEN TRAILING AFTER

INN.	1	2	3	4	5	6	7	8
W-L	8-6	9-9	8-14	9-13	6-15	5-16	1-19	0-19

RECORD WHEN TIED AFTER

INN.	1	2	3	4	5	6	7	8
W-L	18-14	9-11	8-6	4-7	5-4	5-4	7-1	6-3

2019 SEASON STATS/FINAL RANKINGS



FIELDING

Player	C	PO	A	E	FLO%	DPs	SBA	CSB	SBA%	PB	CI
26 Robby Martin	29	29	0	0	1.000	0	0	0	-	0	0
30 Antonio Velez	13	1	12	0	1.000	1	2	0	1.000	0	0
27 McGuire Weaver	13	5	8	0	1.000	2	0	0	-	0	0
17 Clayton Kwiatkows	9	0	9	0	1.000	0	9	0	1.000	0	0
33 Chase Haney	8	2	6	0	1.000	0	5	0	1.000	0	0
13 Jonah Scolaro	7	1	6	0	1.000	1	2	2	.500	0	0
5 Shane Drohan	7	0	7	0	1.000	0	5	0	1.000	0	0
46 Gage Hutchinson	3	0	3	0	1.000	0	0	0	-	0	0
12 Tyler Ahearn	2	2	0	0	1.000	0	1	1	.500	0	0
40 Jack Anderson	1	1	0	0	1.000	0	0	0	-	0	0
63 Matheu Nelson	551	511	37	3	.995	0	31	8	.795	11	1
36 Jonathan Foster	141	128	11	2	.986	2	7	3	.700	2	1
51 Nico Baldor	245	232	8	5	.980	16	0	0	-	0	0
9 Cooper Swanson	141	128	8	5	.985	10	0	0	-	0	0
8 J.C. Flowers	136	123	8	5	.963	1	2	0	1.000	0	0
35 Carter Smith	135	114	16	5	.963	16	0	0	-	0	0
23 Reese Albert	80	77	0	3	.963	0	0	0	-	0	0
24 Alec Sanchez	22	20	1	1	.955	0	0	0	-	0	0
16 Mike Salvatore	234	93	130	11	.953	29	0	0	-	0	0
19 Elijah Cabell	83	77	2	4	.952	0	0	0	-	0	0
31 Conor Grady	19	6	12	1	.947	1	3	0	1.000	0	0
43 Drew Parrish	18	1	16	1	.944	0	1	4	.200	0	0
2 Nander De Sedas	235	92	125	18	.923	31	0	0	-	0	0
37 Tim Becker	23	20	1	2	.913	0	0	0	-	0	0
15 CJ Van Eyk	11	5	5	1	.909	0	3	5	.375	0	0
22 Drew Mendoza	159	44	99	16	.899	14	0	0	-	0	0
29 Austin Pollock	5	0	4	1	.800	0	5	0	1.000	0	0
7 Cade Hungate	0	0	0	0	.000	0	0	0	-	0	0

Totals	2330	1712	534	84	.964	46	38	12	.760	13	2
Opponents	2184	1660	476	48	.978	38	47	17	.734	20	1

WIN-LOSS SUMMARY

Total	42-23
Conference	17-13
Non-Conf	25-10
Home	28-9
Away	11-10
Neutral	3-4
Day	29-11
Night	13-12
vs Left	10-7
vs Right	32-16
1-Run games	8-4
2-Run games	6-4
5+Run games	20-10
Extra Inns	3-1
Shutouts	4-9
Scoring 0-2 runs	1-15
Scoring 3-5 runs	9-3
Scoring 6-9 runs	16-4
Scoring 10+ runs	16-1
Opponent 0-2 runs	20-2
Opponent 3-5 runs	16-6
Opponent 6-9 runs	6-5
Opponent 10+ runs	0-10
Scored in 1st inning	17-3
Scores first	29-6
Opp. scores first	13-17
After 6 leading	32-3
After 6 trailing	5-16
After 6 tied	5-4
After 7 leading	29-2
After 7 trailing	1-19
After 7 tied	7-1
After 8 leading	31-0
After 8 trailing	0-19
After 8 tied	6-3
Hit 0 home runs	10-17
Hit 1 home run	11-3
Hit 2+ home runs	21-3
Opponent 0 home runs	22-9
Opponent 1 home run	12-9
Opponent 2+ HRs	8-5
Made 0 errors	17-3
Made 1 error	15-7

Made 2+ errors	10-13
Opp. made 0 errors	17-15
Opp. made 1 error	15-5
Opp. made 2+ errors	10-3
Out-hit opponent	31-4
Out-hit by opponent	6-19
Hits are tied	5-0

FINAL NCAA INDIVIDUAL TOP 50 RANKINGS

Statistic	Player	Rank	Value
Base on Balls	Drew Mendoza	2	70
Base on Balls/gm.	Drew Mendoza	5	1.08
Doubles	Mike Salvatore	11	233
Games Started	Drew Parrish	7	18
CJ Van Eyk	7	18	
Hit by Pitch	Mat Nelson	34	17
Hits	Mike Salvatore	15	90
Home Runs	Drew Mendoza	40	16
Pitching Apps.	Chase Haney	34	31
Sacrifice Flies	Reese Albert	47	6
	Robby Martin	47	6
Saves	J.C. Flowers	11	13
Strikeouts	CJ Van Eyk	13	129
	Drew Parrish	17	125
Strikeouts/9 IP	Drew Parrish	30	11.93
	CJ Van Eyk	35	11.69
Total Bases	Mike Salvatore	44	142
Victories	CJ Van Eyk	14	10
	Drew Parrish	33	9
	Conor Grady	33	9

FINAL RANKINGS

Publication	FSU
Baseball America.....	7
Collegiate Baseball.....	6
DIBaseball.com.....	8
NCBWA.....	6
Perfect Game.....	8
USA Today/ESPN.....	7

FINAL NCAA TEAM RANKINGS

Statistic (Teams ranked)	Rank	Value
Base on Balls (297)	4	383
Batting Average (297)	158	.266
Double Plays (297)	56	46
Double Plays Per Game (297)	136	.71
Doubles (297)	47	114
Doubles Per Game (297)	119	1.75
Earned Run Average (297)	89	4.42
Fielding Percentage (297)	197	.984
Hit Batters (297)	268	39
Hit by Pitch (297)	27	84
Hits (297)	61	572
Hits Allowed Per Nine Innings (297)	42	8.25
Home Runs (296)	12	81
Home Runs Per Game (297)	21	1.25
On Base Percentage (297)	29	.392
Runs (297)	26	433
Sacrifice Bunts (297)	224	19
Sacrifice Flies (296)	36	31
Scoring (297)	58	6.7
Shutouts (207)	48	4
Slugging Percentage (297)	47	.444
Stolen Bases (297)	184	47
Stolen Bases Per Game (297)	228	.72
Strikeout-to-Walk Ratio (297)	45	2.42
Strikeouts Per Nine Innings (297)	5	10.4
Triple Plays (1)		
Triples (297)	114	13
Triples Per Game (297)	163	.20
WHIP (297)	72	1.39
WL Pct (297)	39	.646
Walks Allowed/9 IP (297)	143	4.29

ATTENDANCE SUMMARY

Home attendance.....	160,202	(37 dates avg = 4,329)
Away attendance.....	165,704	(27 dates avg = 6,137)
Total attendance.....	325,906	(64 dates avg = 5,092)

2019 RESULTS

Game date	Opposing team		Score	r-h-e	r-h-e	Inns	Overall	ACC	Pitcher of record	Attend	Time
Feb 15, 2019	MAINE	W	11-0	11-12-0	0-0-1	9	1-0-0	0-0-0	PARRISH, D. (W 1-0)	4809	2:42
Feb 16, 2019	MAINE	W	16-3	16-10-0	3-9-2	9	2-0-0	0-0-0	VAN EYK, C. (W 1-0)	5005	3:33
Feb 16, 2019	MAINE	W	6-5	6-6-1	5-5-1	7	3-0-0	0-0-0	VELEZ, A. (W 1-0)	5005	2:28
Feb 17, 2019	MAINE	W	9-1	9-5-0	1-5-0	9	4-0-0	0-0-0	AHEARN, A. (W 1-0)	4224	2:55
Feb 22, 2019	YOUNGSTOWN STATE	W	4-2	4-8-0	2-5-0	9	5-0-0	0-0-0	VELEZ, A. (W 2-0)	4012	2:34
Feb 23, 2019	YOUNGSTOWN STATE	W	24-2	24-18-0	2-4-0	7	6-0-0	0-0-0	VAN EYK, C. (W 2-0)	4914	2:51
Feb 23, 2019	YOUNGSTOWN STATE	W	7-4	7-7-1	4-3-0	9	7-0-0	0-0-0	DROHAN, S. (W 1-0)	4914	3:44
Mar 01, 2019	MERCER	W	9-5	9-12-0	5-8-0	9	8-0-0	0-0-0	PARRISH, D. (W 2-0)	4175	3:21
Mar 02, 2019	MERCER	W	12-1	12-11-0	1-7-1	9	9-0-0	0-0-0	VAN EYK, C. (W 3-0)	4047	2:53
Mar 03, 2019	MERCER	W	5-1	5-10-0	1-5-0	9	10-0-0	0-0-0	GRADY, C. (W 1-0)	3956	2:45
Mar 06, 2019	NORTH FLORIDA	W	4-3	4-8-0	3-8-1	9	11-0-0	0-0-0	HANEY, C. (W 1-0)	3896	3:00
Mar 08, 2019	VIRGINIA TECH*	W	9-8	9-9-1	8-13-1	(10)	12-0-0	1-0-0	GRADY, C. (W 2-0)	4394	4:33
Mar 09, 2019	VIRGINIA TECH*		0-6 L	0-1-2	6-7-0	9	12-1-0	1-1-0	VAN EYK, C. (L 3-1)	5506	2:55
Mar 09, 2019	VIRGINIA TECH*	W	5-2	5-8-0	2-4-1	9	13-1-0	2-1-0	HANEY, C. (W 2-0)	5506	3:00
Mar 12, 2019	at Florida		7-20 L	7-6-3	20-17-2	9	13-2-0	2-1-0	HANEY, C. (L 2-1)	5385	3:43
Mar 15, 2019	at NC State*		0-16 L	0-7-3	16-16-1	9	13-3-0	2-2-0	PARRISH, D. (L 2-1)	2662	2:38
Mar 16, 2019	at NC State*		8-9 L	8-11-3	9-7-0	9	13-4-0	2-3-0	GRADY, C. (L 2-1)	3048	3:34
Mar 17, 2019	at NC State*	W	7-5	7-10-1	5-7-0	9	14-4-0	3-3-0	DROHAN, S. (W 2-0)	3048	3:39
Mar 19, 2019	UCF		7-9 L	7-11-2	9-10-1	9	14-5-0	3-3-0	VELEZ, A. (L 2-1)	4517	4:00
Mar 20, 2019	FIU	W	9-6	9-10-1	6-9-1	9	15-5-0	3-3-0	GRADY, C. (W 3-1)	3899	3:18
Mar 23, 2019	at Notre Dame*	W	7-1	7-10-1	1-5-1	9	16-5-0	4-3-0	PARRISH, D. (W 3-1)	-	2:48
Mar 23, 2019	at Notre Dame*		3-12 L	3-7-3	12-11-1	9	16-6-0	4-4-0	VAN EYK, C. (L 3-2)	538	2:45
Mar 24, 2019	at Notre Dame*	W	3-1	3-5-1	1-1-2	(10)	17-6-0	5-4-0	GRADY, C. (W 4-1)	305	3:07
Mar 26, 2019	vs Florida		2-4 L	2-5-3	4-6-2	9	17-7-0	5-4-0	VELEZ, A. (L 2-2)	8041	3:01
Mar 29, 2019	BOSTON COLLEGE*		7-10 L	7-11-1	10-14-0	9	17-8-0	5-5-0	PARRISH, D. (L 3-2)	4165	4:05
Mar 30, 2019	BOSTON COLLEGE*	W	4-3	4-4-2	3-11-0	9	18-8-0	6-5-0	SCOLARO, J. (W 1-0)	5312	3:19
Mar 31, 2019	BOSTON COLLEGE*		0-8 L	0-4-2	8-15-0	9	18-9-0	6-6-0	GRADY, C. (L 4-2)	4256	3:08
Apr 02, 2019	JACKSONVILLE		2-3 L	2-5-1	3-10-0	(11)	18-10-0	6-6-0	GRADY, C. (L 4-3)	4284	3:37
Apr 05, 2019	at Miami*		0-11 L	0-4-1	11-8-0	9	18-11-0	6-7-0	PARRISH, D. (L 3-3)	3227	2:52
Apr 06, 2019	at Miami*		0-4 L	0-4-0	4-6-0	9	18-12-0	6-8-0	VAN EYK, C. (L 3-3)	4115	2:57
Apr 07, 2019	at Miami*	W	6-5	6-10-0	5-10-3	9	19-12-0	7-8-0	GRADY, C. (W 4-1)	2781	3:31
Apr 09, 2019	FLORIDA		1-3 L	1-8-2	3-5-0	9	19-13-0	7-8-0	HANEY, C. (L 2-2)	5368	3:03
Apr 12, 2019	CLEMSON*	W	6-2	6-4-0	2-6-1	9	20-13-0	8-8-0	PARRISH, D. (W 4-3)	4246	2:48
Apr 13, 2019	CLEMSON*	W	16-2	16-14-2	2-5-0	9	21-13-0	9-8-0	VAN EYK, C. (W 4-3)	4666	2:48
Apr 14, 2019	CLEMSON*	W	6-4	6-10-3	4-7-1	9	22-13-0	10-8-0	GRADY, C. (W 6-3)	3923	3:31
Apr 18, 2019	at Virginia*	W	14-2	14-13-3	2-9-0	9	23-13-0	11-8-0	PARRISH, D. (W 5-3)	3146	3:36
Apr 20, 2019	at Virginia*	W	5-3	5-9-5	3-8-0	9	24-13-0	12-8-0	VAN EYK, C. (W 5-3)	3753	3:30
Apr 20, 2019	at Virginia*		3-13 L	3-6-1	13-13-0	9	24-14-0	12-9-0	DROHAN, S. (L 2-1)	3928	3:27
Apr 23, 2019	STETSON	W	9-8	9-10-4	8-13-0	9	25-14-0	12-9-0	SCOLARO, J. (W 2-0)	4086	3:05
Apr 24, 2019	STETSON	W	10-4	10-10-1	4-8-1	9	26-14-0	12-9-0	DROHAN, S. (W 3-1)	3863	3:02
Apr 26, 2019	WAKE FOREST*	W	13-2	13-13-3	2-5-2	9	27-14-0	13-9-0	PARRISH, D. (W 6-3)	3840	3:26
Apr 27, 2019	WAKE FOREST*	W	9-5	9-12-1	5-6-2	9	28-14-0	14-9-0	VAN EYK, C. (W 6-3)	4508	3:11
Apr 28, 2019	WAKE FOREST*		12-16 L	12-16-2	16-12-1	9	28-15-0	14-10-0	GRADY, C. (L 6-4)	4086	4:37
May 03, 2019	PITTSBURGH*		0-10 L	0-6-1	10-10-0	9	28-16-0	14-11-0	PARRISH, D. (L 6-4)	3880	3:15
May 04, 2019	PITTSBURGH*	W	15-6	15-20-1	6-13-0	9	29-16-0	15-11-0	GRADY, C. (W 7-4)	3845	3:45
May 05, 2019	PITTSBURGH*	W	12-6	12-9-1	6-9-2	9	30-16-0	16-11-0	SCOLARO, J. (W 3-0)	3845	3:14
May 07, 2019	JACKSONVILLE	W	3-0	3-6-0	0-4-0	7	31-16-0	16-11-0	VELEZ, A. (W 3-0)	3759	1:50
May 07, 2019	JACKSONVILLE		2-3 L	2-4-1	3-7-0	7	31-17-0	16-11-0	SCOLARO, J. (L 3-1)	3759	2:44
May 08, 2019	at Stetson		0-1 L	0-0-1	1-5-0	9	31-18-0	16-11-0	ANDERSON, J. (L 0-1)	1472	2:16
May 10, 2019	RICHMOND	W	8-2	8-10-1	2-5-2	9	32-18-0	16-11-0	PARRISH, D. (W 7-4)	3789	3:19
May 11, 2019	RICHMOND	W	11-1	11-15-2	1-6-0	9	33-18-0	16-11-0	VAN EYK, C. (W 7-3)	3933	3:43
May 12, 2019	RICHMOND	W	7-2	7-8-1	2-5-0	7	34-18-0	16-11-0	GRADY, C. (W 8-4)	4011	2:53
May 16, 2019	at Louisville*		1-14 L	1-8-2	14-17-0	9	34-19-0	16-12-0	PARRISH, D. (L 7-5)	1896	3:12
May 17, 2019	at Louisville*	W	14-3	14-16-0	3-6-2	9	35-19-0	17-12-0	VAN EYK, C. (W 8-3)	2560	3:32
May 18, 2019	at Louisville*		0-11 L	0-2-3	11-15-0	9	35-20-0	17-13-0	GRADY, C. (L 8-5)	1899	3:05
May 21, 2019	vs Wake Forest		4-7 L	4-6-0	7-11-2	9	35-21-0	17-13-0	SCOLARO, J. (L 3-2)	2490	3:55
May 24, 2019	vs NC State	W	11-0	11-16-1	0-1-1	7	36-21-0	17-13-0	VAN EYK, C. (W 9-3)	5419	2:35
May 31, 2019	vs FAU ¹	W	13-7	13-20-0	7-9-2	9	37-21-0	17-13-0	PARRISH, D. (W 8-5)	2800	3:14
Jun 01, 2019	at Georgia ¹	W	12-3	12-15-3	3-9-0	9	38-21-0	17-13-0	VAN EYK, C. (W 10-3)	3046	5:57
Jun 02, 2019	at Georgia ¹	W	10-1	10-10-0	1-7-3	9	39-21-0	17-13-0	GRADY, C. (W 9-5)	2996	2:44
Jun 08, 2019	at LSU ²	W	6-4	6-6-3	4-8-1	9	40-21-0	17-13-0	VELEZ, A. (W 4-2)	11636	3:37
Jun 09, 2019	at LSU ²	W	5-4	5-10-0	4-12-1	(12)	41-21-0	17-13-0	VELEZ, A. (W 5-2)	11713	4:13
Jun 15, 2019	vs Arkansas ³	W	1-0	1-5-1	0-5-1	9	42-21-0	17-13-0	PARRISH, D. (W 9-5)	26155	2:38
Jun 17, 2019	vs Michigan ³		0-2 L	0-3-2	2-7-0	9	42-22-0	17-13-0	VAN EYK, C. (L 10-4)	23541	2:52
Jun 19, 2019	vs Texas Tech ³		1-4 L	1-3-0	4-9-1	9	42-23-0	17-13-0	GRADY, C. (L 9-6)	24104	3:22

* = Conference game

¹ = Athens Regional

² = Baton Rouge Super Regional

³ = College World Series

() extra inning game

MISCELLANEOUS STATS



STARTERS: BATTING ORDER

LEADOFF:		
16 Mike Salvatore	59	(36-23)
23 Reese Albert	6	(6-0)
2nd SPOT:		
23 Reese Albert	40	(26-14)
24 Alec Sanchez	6	(3-3)
16 Mike Salvatore	6	(6-0)
9 Cooper Swanson	5	(3-2)
8 J.C. Flowers	3	(2-1)
26 Robby Martin	3	(0-3)
35 Carter Smith	1	(1-0)
51 Nico Baldor	1	(1-0)
3rd SPOT:		
22 Drew Mendoza	65	(42-23)
CLEANUP:		
19 Elijah Cabell	30	(18-12)
26 Robby Martin	28	(19-9)
9 Cooper Swanson	6	(5-1)
63 Matheu Nelson	1	(0-1)
5th SPOT:		
8 J.C. Flowers	23	(11-12)
26 Robby Martin	19	(17-2)
63 Matheu Nelson	16	(10-6)
24 Alec Sanchez	2	(1-1)
2 Nander De Sedas	2	(1-1)
19 Elijah Cabell	1	(0-1)
51 Nico Baldor	1	(1-0)
9 Cooper Swanson	1	(1-0)
6th SPOT:		
8 J.C. Flowers	21	(14-7)
51 Nico Baldor	21	(12-9)
63 Matheu Nelson	6	(5-1)
35 Carter Smith	6	(5-1)
2 Nander De Sedas	5	(3-2)
9 Cooper Swanson	3	(2-1)
26 Robby Martin	2	(0-2)
36 Jonathan Foster	1	(1-0)
7th SPOT:		
2 Nander De Sedas	20	(12-8)
8 J.C. Flowers	11	(9-2)
51 Nico Baldor	7	(5-2)
9 Cooper Swanson	6	(1-5)
19 Elijah Cabell	6	(4-2)
63 Matheu Nelson	6	(6-0)
36 Jonathan Foster	3	(3-0)
26 Robby Martin	3	(1-2)
35 Carter Smith	2	(1-1)
24 Alec Sanchez	1	(0-1)
8th SPOT:		
2 Nander De Sedas	18	(11-7)
35 Carter Smith	13	(9-4)
63 Matheu Nelson	11	(7-4)
36 Jonathan Foster	7	(4-3)
8 J.C. Flowers	4	(3-1)
9 Cooper Swanson	4	(3-1)
51 Nico Baldor	2	(1-1)
37 Tim Becker	2	(1-1)
19 Elijah Cabell	2	(2-0)
24 Alec Sanchez	1	(1-0)
26 Robby Martin	1	(0-1)
9th SPOT:		
2 Nander De Sedas	17	(12-5)
19 Elijah Cabell	15	(11-4)
63 Matheu Nelson	14	(7-7)
37 Tim Becker	9	(7-2)
36 Jonathan Foster	6	(3-3)
9 Cooper Swanson	2	(0-2)
26 Robby Martin	1	(1-0)
35 Carter Smith	1	(1-0)

STARTERS: POSITION

PITCHER:		
43 Drew Parrish	18	(12-6)
15 CJ Van Eyk	18	(13-5)
5 Shane Drohan	11	(9-2)
31 Connor Grady	8	(3-5)
30 Antonio Velez	3	(2-1)
29 Austin Pollock	2	(2-0)
13 Jonah Scolaro	1	(0-1)
12 Tyler Ahearn	1	(1-0)
8 J.C. Flowers	1	(0-1)
17 Clayton Kwiatkows	1	(0-1)
40 Jack Anderson	1	(0-1)
CATCHER:		
63 Matheu Nelson	52	(35-17)
36 Jonathan Foster	13	(7-6)
FIRST BASE:		
51 Nico Baldor	32	(20-12)
9 Cooper Swanson	18	(12-6)
35 Carter Smith	15	(10-5)
SECOND BASE:		
2 Nander De Sedas	35	(21-14)
16 Mike Salvatore	27	(18-9)
35 Carter Smith	3	(3-0)
THIRD BASE:		
22 Drew Mendoza	64	(41-23)
35 Carter Smith	1	(1-0)
SHORTSTOP:		
16 Mike Salvatore	38	(24-14)
2 Nander De Sedas	27	(18-9)
LEFT FIELD:		
19 Elijah Cabell	53	(35-18)
37 Tim Becker	10	(7-3)
24 Alec Sanchez	1	(0-1)
23 Reese Albert	1	(0-1)
CENTER FIELD:		
8 J.C. Flowers	61	(39-22)
23 Reese Albert	3	(3-0)
19 Elijah Cabell	1	(0-1)
RIGHT FIELD:		
23 Reese Albert	42	(29-13)
26 Robby Martin	15	(8-7)
24 Alec Sanchez	7	(4-3)
37 Tim Becker	1	(1-0)
DESIGNATED HITTER:		
26 Robby Martin	42	(30-12)
9 Cooper Swanson	9	(3-6)
36 Jonathan Foster	4	(4-0)
35 Carter Smith	4	(3-1)
24 Alec Sanchez	2	(1-1)
63 Matheu Nelson	2	(0-2)
22 Drew Mendoza	1	(1-0)
8 J.C. Flowers	1	(0-1)

MULTIPLE HIT GAMES	2	3	4	5+	Tot
16 Mike Salvatore	17	7	5	-	29
22 Drew Mendoza	16	5	-	-	21
26 Robby Martin	14	4	2	-	20
8 J.C. Flowers	10	4	-	-	14
22 Drew Mendoza	12	1	-	-	13
23 Reese Albert	10	3	-	-	13
63 Matheu Nelson	10	1	-	-	11
19 Elijah Cabell	7	-	-	-	7
9 Cooper Swanson	4	-	-	-	4
35 Carter Smith	3	1	-	-	4
51 Nico Baldor	4	-	-	-	4
37 Tim Becker	3	-	-	-	3
24 Alec Sanchez	1	2	-	-	3
36 Jonathan Foster	1	-	-	-	1
27 McGuire Weaver	1	-	-	-	1
TEAM	113	28	7	0	148

MULTIPLE RBI GAMES	2	3	4	5+	Tot
8 J.C. Flowers	11	3	2	1	17
26 Robby Martin	4	7	1	2	14
16 Mike Salvatore	10	2	2	-	14
22 Drew Mendoza	4	4	5	-	13
2 Nander De Sedas	6	2	1	-	9
23 Reese Albert	5	2	2	-	9
19 Elijah Cabell	6	-	-	1	7
63 Matheu Nelson	5	-	1	1	7
37 Tim Becker	1	1	1	-	3
51 Nico Baldor	3	-	-	-	3
9 Cooper Swanson	2	1	-	-	3
35 Carter Smith	1	1	-	-	2
24 Alec Sanchez	-	1	-	-	1
27 McGuire Weaver	1	-	-	-	1
TEAM	59	24	15	5	103

HITTING STREAKS	Longest	Current
19 Elijah Cabell	11	-
26 Robby Martin	10	-
8 J.C. Flowers	9	-
22 Drew Mendoza	9	1
23 Reese Albert	7	-
63 Matheu Nelson	5	-
16 Mike Salvatore	5	2
51 Nico Baldor	5	-
2 Nander De Sedas	4	-
35 Carter Smith	4	1
36 Jonathan Foster	3	-
9 Cooper Swanson	3	-
24 Alec Sanchez	3	-
37 Tim Becker	3	-
33 Chase Haney	2	2
27 McGuire Weaver	2	-

REACHED BASE STREAKS	Longest	Current
22 Drew Mendoza	21	1
63 Matheu Nelson	18	12
2 Nander De Sedas	15	1
23 Reese Albert	15	-
19 Elijah Cabell	15	1
16 Mike Salvatore	14	9
26 Robby Martin	13	1
9 Cooper Swanson	9	-
8 J.C. Flowers	9	5
51 Nico Baldor	8	-
35 Carter Smith	7	1
37 Tim Becker	6	-
36 Jonathan Foster	5	-
24 Alec Sanchez	4	-
27 McGuire Weaver	2	-
33 Chase Haney	2	2

2019 ACC IN REVIEW

	Conference				Overall								
	W	L	T	Pct	Hm	Rd	W	L	T	Pct	Hm	Rd	Neu
Louisville	21	9	0	.700	10-5	11-4	51	18	0	.739	33-8	15-4	3-6
NC State	18	12	0	.600	9-6	9-6	42	19	0	.689	23-8	15-7	4-4
Florida State	17	13	0	.567	10-5	7-8	42	23	0	.646	28-9	11-10	3-4
Clemson	15	15	0	.500	8-7	7-8	35	26	0	.574	21-12	10-12	4-2
Wake Forest	14	16	0	.467	8-7	6-9	31	26	0	.544	19-10	9-15	2-1
Notre Dame	13	17	0	.433	5-10	8-7	24	30	0	.444	11-13	10-11	3-6
Boston College	12	18	0	.400	6-9	6-9	31	27	0	.534	13-11	15-13	3-3

	Conference				Overall								
	W	L	T	Pct	Hm	Rd	W	L	T	Pct	Hm	Rd	Neu
Georgia Tech	19	11	0	.633	10-5	9-6	43	19	0	.694	26-11	13-7	3-1
Miami	18	12	0	.600	9-6	9-6	41	20	0	.672	25-9	13-9	3-2
North Carolina	17	13	0	.567	11-4	6-9	46	19	0	.708	35-8	7-10	4-1
Duke	15	15	0	.500	7-8	8-7	35	27	0	.565	18-14	12-11	5-2
Virginia	14	16	0	.467	7-8	7-8	32	24	0	.571	23-10	9-9	0-5
Virginia Tech	9	21	0	.300	4-11	5-10	26	27	0	.491	14-15	10-12	2-0
Pitt	8	22	0	.267	6-9	2-13	21	34	0	.382	12-13	4-16	5-5

2019 NCAA TOURNAMENT RESULTS Regionals, May 31-June 3

Oxford, Miss. Regional
Clemson def. Illinois, 8-4
Ole Miss def. Clemson, 6-1
Jacksonville State def. Clemson, 9-2

Morgantown, W.V. Regional
Duke def. Texas A&M, 8-5
Duke def. West Virginia, 4-0
Duke def. Texas A&M, 4-1

Athens, Ga. Regional
Florida State def. FAU, 13-7
Florida State def. Georgia, 12-3
Florida State def. Georgia, 10-1

Atlanta, Ga. Regional
Georgia Tech def. Florida A&M, 13-2
Auburn def. Georgia Tech, 6-5
Georgia Tech def. Coastal Carolina, 10-8
Auburn def. Georgia Tech, 4-1

Louisville, Ky. Regional
Louisville def. Illinois-Chicago, 5-3
Illinois State def. Louisville, 4-2
Louisville def. Indiana, 9-7
Louisville def. Illinois State, 11-2
Louisville def. Illinois State, 4-3

Starkville, Miss. Regional
Central Michigan def. Miami, 6-5
Miami def. Southern, 12-2
Miami def. Central Michigan, 18-3
Mississippi State def. Miami, 5-2

Chapel Hill, N.C. Regional
North Carolina def. UNC Wilmington, 7-6
North Carolina def. Liberty, 16-1
North Carolina def. Tennessee, 5-2

Greenville, N.C. Regional
Campbell def. NC State, 5-4
East Carolina def. NC State, 9-2

Super Regionals, June 7-10

Nashville, Tenn. Super Regional
Duke def. Vanderbilt, 18-5
Vanderbilt def. Duke, 3-0
Vanderbilt def. Duke, 13-2

Baton Rouge, La. Super Regional
Florida State def. LSU, 6-4
Florida State def. LSU, 5-4 (12)

Louisville, Ky. Super Regional
Louisville def. East Carolina, 14-1
Louisville def. East Carolina, 12-0

Chapel Hill, N.C. Super Regional
Auburn def. North Carolina, 11-7
North Carolina def. Auburn, 2-0
Auburn def. North Carolina, 14-7

College World Series, June 15-26

Omaha, Neb.
Florida State def. Arkansas, 2-0
Vanderbilt def. Louisville, 3-1
Michigan def. Florida State, 2-0
Louisville def. Auburn, 5-3
Texas Tech def. Florida State, 4-1
Louisville def. Mississippi State, 4-3
Vanderbilt def. Louisville, 3-2

2019 ACC-TOURNAMENT TEAM

C	Michael Rothenberg	Duke
1B	Michael Busch (MVP)	North Carolina
2B	Cody Morissette	Boston College
3B	Ike Freeman	North Carolina
SS	Danny Serretti	North Carolina
OF	Joe Suozzi	Boston College
OF	Nick Wilhite	Georgia Tech
OF	J.C. Flowers	Florida State
Util/DH	Michael Goldberg	Georgia Tech
P	Dan Metzdorf	Boston College
P	Mat Clark	Clemson

2019 ALL-ACC FIRST TEAM

C	Kyle McCann	Georgia Tech
C	Patrick Bailey	NC State
1B	Tristin English	Georgia Tech
1B	Bobby Seymour	Wake Forest
2B	Nic Kent	Virginia
3B	Drew Mendoza	Florida State
SS	Will Wilson	NC State
OF	Grayson Byrd	Clemson
OF	Kennie Taylor	Duke
OF	Michael Busch	North Carolina
OF	Chris Lanzilli	Wake Forest
DH/UT	Aaron Sabato	North Carolina
SP	Reid Detmers	Louisville
SP	Connor Thomas	Georgia Tech
SP	Dan Metzdorf	Boston College
RP	J.C. Flowers	Florida State

2019 ALL-ACC SECOND TEAM

C	Michael Amditis	Miami
1B	Logan Wyatt	Louisville
2B	Jack Owens	Virginia Tech
2B	Cody Morissette	Boston College
3B	Alex Binelas	Louisville
SS	Logan Davidson	Clemson
OF	Sal Frelick	Boston College
OF	Tyler McDonough	NC State
OF	Baron Radcliff	Georgia Tech
OF	Nico Poppa	Pitt
DH/UT	Adrian Del Castillo	Miami
SP	Drew Parrish	Florida State

2019 ACC TOURNAMENT RESULTS

Durham, N.C. - May 21-26

Tuesday, May 21
#12 Boston Col. def. #8 Clemson, 7-5 (11)
#10 Wake Forest def. #6 Florida State, 7-4
#7 Duke def. #11 Notre Dame, 10-6

Wednesday, May 22
#12 Boston Col. def. #1 Louisville, 5-1
#2 Georgia Tech def. #11 Notre Dame, 12-6
#5 North Carolina def. #9 Virginia, 3-2 (10)

Thursday, May 23
#8 Clemson def. #1 Louisville, 7-1
#4 Miami def. #9 Virginia, 10-3
#3 NC State def. #10 Wake Forest, 6-5

Friday, May 24
#2 Georgia Tech def. #7 Duke, 5-4
#5 North Carolina def. #4 Miami, 7-5 (11)
#6 Florida State def. #3 NC State, 11-0 (7)

Saturday, May 25
#5 North Carolina def. #12 Boston Col., 13-5
#2 Georgia Tech def. #3 NC State, 9-1

Sunday, May 26
#5 North Carolina def. #2 Georgia Tech, 9-2

SP	Davis Sharpe	Clemson
SP	Derek West	Pitt
SP	Brian Van Belle	Miami
RP	Michael McAvene	Louisville

2019 ALL-ACC THIRD TEAM

C	Kyle Wilkie	Clemson
1B	Evan Edwards	NC State
2B	Justin Lavey	Louisville
3B	Jake Alu	Boston College
3B	Raymond Gil	Miami
SS	Tanner Morris	Virginia
SS	Tyler Fitzgerald	Louisville
OF	J.C. Flowers	Florida State
OF	Connor Perry	Pitt
OF	Reese Albert	Florida State
DH/UT	Michael Goldberg	Georgia Tech
SP	CJ Van Eyk	Florida State
SP	Tyler Baum	North Carolina
SP	Xzavion Curry	Georgia Tech
SP	Mat Clark	Clemson
RP	Carson Spiers	Clemson

2019 ALL-FRESHMAN TEAM

OF	Sal Frelick	Boston College
2B	Cody Morissette	Boston College
SP	Mason Pelio	Boston College
SP/DH	Davis Sharpe	Clemson
SS	Ethan Murray	Duke
DH/UT	Robby Martin	Florida State
3B	Alex Binelas	Louisville
DH/UT	Adrian Del Castillo	Miami
DH/UT	Aaron Sabato	North Carolina
SS	Danny Serretti	North Carolina
OF	Tyler McDonough	NC State
2B	Nic Kent	Virginia

ACC PLAYER OF THE YEAR

1B	Bobby Seymour	Wake Forest
----	---------------	-------------

ACC PITCHER OF THE YEAR

P	Reid Detmers	Louisville
---	--------------	------------

ACC DEFENSIVE PLAYER OF THE YEAR

SS	Will Wilson	NC State
----	-------------	----------

ACC FRESHMAN OF THE YEAR

DH/UT	Aaron Sabato	North Carolina
-------	--------------	----------------

ACC COACH OF THE YEAR

HC	Danny Hall	Georgia Tech
----	------------	--------------

RECORDS & STATS



FSU

TEAM RECORDS

GAMES

GAMES PLAYED

Most in Season	84, 1984
Fewest in Season	17, 1948

VICTORIES

Most in Season	61-13, 1986
Fewest in Season	9-8, 1948

WINNING PERCENTAGE

Highest in Season	.854 (35-6), 1968
Lowest in Season	.529 (9-8), 1948

WINNING STREAK

Longest	25, April 17 to June 7, 2002
Home	36, April 22, 1990 to April 20, 1991
Away	11, May 24, 1969 to April 19, 1970

LOSING STREAK

Longest in Season	6, April 17 to April 30, 1999
-------------------	-------------------------------

ATTENDANCE

Single Home Game	6,789, April 19, 2008 vs. Miami
3-game Series	19,082, April 18 to April 20, 2008 vs. Miami
2-game Series	12,662, June 8 and June 9, 2003 vs. Texas
Single Season, Home Total	202,132, 2008 (41 dates)
Single Season, Home Average	5,019, 2014 (34 dates)
Single Season, All Games	329,232, 2012 (67 dates)

SHUTOUTS

Fewest Times in Season	0, Several Times - Last: 2009 (68 games)
Most Times in Season hitting	9, 2019
Longest Streak Without	336, 1994-1998
Most Recorded in Season pitching	15, 1970 and 1975 (59 games each)
Most Consecutive in Season Pitching	4, 1970 and 1973
Most Consecutive Scoreless Innings Pitching	40, 1973

EXTRA INNING GAMES

Most in Season	8, 2018
Longest Game	20 innings, May 6, 2006 vs. Wake Forest

BATTING

AT BATS

Most in Game	67, May 6, 2006 vs. Wake Forest
Most in 9-inning Game	65, May 31, 2009 vs. Ohio State
Both Teams	132 (FSU 67, Wake Forest 65), May 6, 2006
Most in Season	2,872, 1995 (82 games)
Fewest in Season	752, 1951 (18 games)
Most Plate Appearances in Inning	21, March 4, 2007 vs. Siena; May 15, 1992 vs. Georgia State

RUNS

Most in Inning	16, March 20, 1982 vs. Cleveland State May 15, 1992 vs. Georgia State
Most in Game	37, May 31, 2009 vs. Ohio State
Most Allowed in Game	24, June 5, 1959 vs. Clemson
Most Combined	43 (FSU 36, Georgia State 7), May 15, 1992 (FSU 37, Ohio State 6), May 31, 2009
Largest Winning Margin	34-0, March 4, 1996 vs. Marshall
Largest Losing Margin	2-24, June 5, 1959 vs. Clemson
Most in Season	752, 1992
Most Allowed in Season	464, 1984
Fewest in Season	101, 1948 (17 games)
Fewest Allowed in Season	72, 1952 (21 games)

HITS

Most in Inning	15, May 15, 1992 vs. Georgia State
Most Allowed in Inning	9, April 15, 2012 at Boston College
Most Consecutive Hits	10, March 4, 2007 vs. Siena
Most in Game	38, May 31, 2009 vs. Ohio State
Most Allowed in Game	23 vs. UNLV, April 20, 1978
Most Combined	51 (FSU 38, Ohio State 13), May 31, 2009
Most in Season	947, 1965 (82 games)
Most Allowed in Season	756, 1994 (84 games)
Fewest in Season	186, 1952 (21 games)
Fewest Allowed in Season	130, 1952 (21 games)

DOUBLES

Most in Game	15, May 31, 2009 vs. Ohio State
Most Allowed in Game	7, April 2, 2010 vs. Virginia Tech May 30, 2014 vs. Georgia Southern
Most Combined	16 (FSU 15, Ohio State 1), May 31, 2009
Most in Season	182, 1990 (72 games)
Most Allowed in Season	133, 1984 (84 games)
Fewest in Season	24, 1951 (18 games)
Fewest Allowed in Season	19, 1951 (18 games)

TRIPLES

Most in Game	5, April 8, 1968 vs. Kentucky Wesleyan February 14, 1982 vs. Georgia State
Most Allowed in Game	3, several times. Last: April 7, 2012 at Georgia Tech
Most Combined	5 (FSU 5, Kentucky Wesleyan 0), April 8, 1968 (FSU 5, Georgia State 0), February 14, 1982
Most in Season	35, 1969 (52 games) and 1972 (68 games)

HOME RUNS

Most in Game	9, May 9, 1999 vs. Maryland April 27, 1997 vs. Maryland
Most Allowed in Game	6, March 23, 1986 vs. Southern Miss
Most Combined	9 (FSU 6, Cincinnati 3), May 12, 1991 (FSU 7, Miami 2), April 3, 2009
Most in Season	146, 1985 (82 games)
Most Allowed in Season	82, 1984 (84 games)
Fewest in Season	3, 1954 (21 games)
Fewest Allowed in Season	4, 1951 (18 games)
Most Grand slams in Season	8, 1996 (69 games)
Most Grand slams in a Game	3, April 27, 1997 at Maryland

TOTAL BASES

Most in Game	66, May 31, 2009 vs. Ohio State
Most Combined	83 (FSU 66, Ohio State 17), May 31, 2009
Most in Season	1,580, 1985 (82 games)
Fewest in Season	250, 1952 (21 games)

SLUGGING PCT.

Highest in Season	.568, 1982 (74 games)
-------------------	-----------------------

RUNS BATTED IN

Most in Game	34, May 15, 1992 vs. Georgia State May 31, 2009 vs. Ohio State
Most Combined	40 (FSU 34, Georgia State 6), May 15, 1992
Most in Season	698, 1985 (82 games)

BASE ON BALLS

Most in Game	20, March 20, 1982 vs. Cleveland State May 4, 2010 vs. Jacksonville
Most Allowed	18 March 29, 1976 at Stetson
Most Combined	26 (FSU 10, Valdosta State 16), April 7, 1980
Most in Season	555, 1984 (84 games)
Most Allowed in Season	340, 1972 (68 games)
Fewest in Season	93, 1955 (22 games)

HIT BY PITCH

Most in Season	104, 2013 (64 games)
----------------	----------------------

STRIKEOUTS

Most in Game	18, March 19, 1968 vs. Georgia April 7, 2019 at Miami
Most Combined	33 (FSU 11, Miami 22), April 7, 2000
Most in Season	620, 2019 (65 games)
Fewest in Season	93, 1955 (22 games)

BATTING AVG.

Highest in Season	.355, 2008 (68 games)
Highest Allowed in Season	.281, 1980 (63 games)
Lowest in Season	.237, 1967 (46 games)
Lowest Allowed in Season	.186, 1970 (59 games)

STOLEN BASES

Most in Game	11, March 23, 1957 vs. Stetson March 13, 1986 vs. Richmond May 15, 1994 at Virginia
Most Allowed in Game	13, May 17, 1973 vs. Stetson
Most Combined	13 (Stetson 13, FSU 0), May 17, 1973

TEAM RECORDS/INDIVIDUAL RECORDS



Most in Season	232, 1987 (73 games)
Most Allowed in Season	98, 1984 (84 games)
Fewest in Season	20, 1954 (21 games)
Fewest Allowed in Season	7, 1962 (28 games) and 1968 (41 games)

DEFENSE

PUTOUTS	
Most in Season	2,212, 1984 (84 games)

ASSISTS	
Most in Season	1,126, 1984 (84 games)
Fewest in Season	226, 1960 (22 games)

ERRORS	
Most in Game	10, April 15, 1988 vs. Valdosta State March 28, 2004 vs. North Carolina
Most in Game by Opponent	8, several times. Last: April 17, 1996 vs. Miami
Most Combined	16 (FSU 10, Valdosta State 6), April 15, 1988
Most in Season	167, 1984 (84 games)
Most by Opponent in Season	184, 1984 (84 games)

FIELDING PCT.	
Highest in Season	.975, 2007 (62 games)
Lowest in Season	.915, 1959 (33 games)

DOUBLE PLAYS	
Most in Game	5, June 4, 1995 vs. Miami March 8, 2015 vs. Boston College
Most in Season	95, 1984 (84 games)

TRIPLE PLAYS	
Most in Game	1, May 3, 2009 vs. Virginia Tech Sequence: 9-2-4 - Ruairi O'Connor - RF to Parker Brunelle - C to Jason Stidham - 2B

PITCHING

PITCHING APPEARANCES	
Most in Game	9, March 15, 2011 vs. Florida
Most in Season	296, 2012 (67 games)

COMPLETE GAMES	
Most in Season	27, 1969 (52 games)

INNINGS PITCHED	
Most in Season	738, 1984 (84 games)
Most by Opponent	717, 1984 (84 games)

SAVES	
Most in Season	29, 1990 (72 games)

NO-HITTEES	
Most in Season	2, 1968 (41 games) Last: Cole Sands, Cobi Johnson, & Jim Voyles, March 9 vs. Toledo

ONE-HITTEES	
Most in Season	6, 1970 (59 games) Last: CJ Van Eyk & J.C. Flowers, May 24 vs. NC State

TWO-HITTEES	
Most in Season	6, 1970 (59 games) and 1976 (56 games)

EARNED RUNS	
Most Allowed in Season	367, 1984 (84 games)

EARNED RUN AVG.	
Lowest in Season	1.49, 1970 (59 games)
Highest in Season	4.58, 2009 (63 games)

STRIKEOUTS	
Most Recorded in Game	25, March 16, 1956 vs. Furman
Most Recorded in Season	718, 1986 (74 games)
Fewest Recorded in Season	126, 1954 (21 games)

GAMES

GAMES PLAYED	
Most in Season	84, Paul Sorrento, 1984; Frank Fazzini, 1984
Most in Career	279, Mike Yastrzemski, 1980-83; Barry Blackwell, 1985-88
Consecutively in Season	84, Paul Sorrento, 1984
Consecutively in Career	235, Link Jarrett, 1991-94

BATTING

BATTING AVG.	
Highest in Season (5-125 AB)	.436, Bob Clem, 1959
Highest in Season (126-199 AB)	.436, John-Ford Griffin, 1999
Highest in Season (200-250 AB)	.455, J.D. Drew, 1997
Highest in Season (250+ AB)	.463, Buster Posey, 2008
Highest in Career (100-600 AB)	.410, Bob Clem, 1959-60
Highest in Career (600+ AB)	.427 John-Ford Griffin, 1999-01

SLUGGING PCT.	
Highest in Season	.961, J.D. Drew, 1997 (224 TB/233 AB)
Highest in Career	.789, J.D. Drew, 1995-97 (539 TB/683 AB)

AT BATS	
Most in Game	9, Stephen Cardullo vs. Ohio State, May 31, 2009 Dennis Guinn vs. Wake Forest, May 6, 2006 Marshall McDougall vs. Miami, April 7, 2000 Karl Jernigan vs. Miami, April 7, 2000
Most in Season	357, Luis Alicaia, 1985
Most in Career	989, Link Jarrett, 1991-94

RUNS SCORED	
Most in Game	6, Mark Gilbert vs. Ohio State, March 18, 1978 Luis Alicaia vs. Georgia State, April 1, 1984 Marshall McDougall vs. Maryland, May 9, 1999
Most in Season	110, J.D. Drew, 1997
Most in Career	285, Jeff Ledbetter, 1979-82

HITS	
Most in Inning	2, many players. Last: Quincy Nieporte vs. Pacific, May 6, 2017
Most in Game	7, Stephen Cardullo vs. Ohio State, May 31, 2009 Marshall McDougall vs. Maryland, May 9, 1999
Most in Season	137, Frank Fazzini, 1985
Most in Career	335, Jeff Ledbetter, 1979-82
Hits in Consecutive At-Bats	12, Steven Wells, April 17-21, 2018 HR, BB, 1B, 1B, HR, 1B, 2B, BB, BB, 1B, 1B, 1B, Sac Bunt, 2B, BB, 1B, 1B

MOST CONSECUTIVE	
Times Safely on Base (H, BB, HBP)	14, Taylor Walls, 2017
Hitting Streak	40, Shane Robinson, 2004-05
Games Reaching Base	67, Buster Posey, 2008
Games Reaching Base in One Season	67, Buster Posey, 2008

DOUBLES	
Most in Game	4, Marshall McDougall vs. NC State, April 30, 2000 Joe Licata vs. Georgia State, March 27, 1981
Most in Season	36, Jeremy Morris, 1996
Most in Career	78, John-Ford Griffin, 1989-01 Jeremy Morris, 1994-97

TRIPLES	
Most in Game	2, eight times. Last: Reese Albert vs. Stetson, April 24, 2019
Most in Season	9, Dick Gold, 1969; Luis Alicaia, 1985
Most in Career	19, Stephen Drew, 2002-04 Luis Alicaia, 1984-86

HOME RUNS	
Most in Game	6, Marshall McDougall vs. Maryland, May 9, 1999
Most in Season	42, Jeff Ledbetter, 1982
Most in Season by a Freshman	22, Matt Diaz, 1998
Most in Career	97, Jeff Ledbetter, 1979-82
Grand Slams in Game	2, Craig Patterson vs. Wright State, March 24, 1979
Grand Slams in Season	4, Quincy Nieporte, 2017
Grand Slams in Career	6, J.D. Drew, 1995-97 Jeremy Morris, 1994-97

INDIVIDUAL RECORDS

RUNS BATTED IN

Most in Game	16, Marshall McDougall vs. Maryland, May 9, 1999
Most in Season	124, Jeff Ledbetter, 1982
Most in Career	346, Jeff Ledbetter, 1979-82

TOTAL BASES

Most in Game	25, Marshall McDougall vs. Maryland, May 9, 1999
Most in Season	273, Jeff Ledbetter, 1982
Most in Career	704, Jeff Ledbetter, 1979-82

STOLEN BASES

Most in Game	6, Chip Bifano vs. Kearney State, April 5, 1977
Most in Season	51, Edwin Alicea, 1988
Most in Career	100, Shane Robinson, 2004-06

HIT BY PITCHES

Most in Game	3, Nick Derr vs. Boston College, March 11, 2017 Hayden Kelly vs. USF, March 3, 2015 Justin Gonzalez vs. Niagara, February 15, 2014 Karl Jernigan vs. St. Joseph's, 3/6/01
Most in Season	24, Jose Zabala, 1997
Most in Career	65, John Sansone, 2013-16

BASE ON BALLS

Most in Game	5, Stephen Drew vs. Siena, March 4, 2003 Jeremy Morris vs. Clemson, May 18, 1996 Lionel Martinez vs. Virginia Tech, May 10, 1980
Most in Season	84, J.D. Drew, 1997
Most in Career	195, Paul Sorrento, 1984-86

STRIKEOUTS

Most in Game	5, seven times. Last: Reese Albert vs. LSU, June 9, 2019 Elijah Cabell vs. Miami, April 7, 2019
Most in Season	88, Elijah Cabell, 2019
Most in Career	252, Justin Gonzalez, 2010-14
Fewest Strikeouts in a Season	1 in 87 at-bats, Billy "Cooter" Mills, 1954

DEFENSE

PUTOUTS

Most in Game	23, Bob Vaughn vs. Furman, March 16, 1956
Most in Season	659, Doug Mientkiewicz, 1994
Most in Career	1,641, Jayce Boyd, 2010-12

ASSISTS

Most in Game	11, Scott Zech vs. Clemson, May 16, 1997
Most in Season	261, Brooks Badeaux, 1998
Most in Career	802, Link Jarrett, 1991-94

PITCHING

PITCHING APPEARANCES

Most in Season	46, Kevin Lynch, 2005
Most in Career	136, Kevin Lynch, 2002-05

STARTS

Most in Season	24, Mike Loynd, 1986
Most in Career	78, Doug Little, 1983-86

RELIEF APPEARANCES

Most in Season	46, Kevin Lynch, 2005
Most in Career	136, Kevin Lynch, 2002-05

COMPLETE GAMES

Most in Season	12, Brooks Carey, 1978 (15 starts) Danny O'Brien, 1975 (17 starts)
Most in Career	23, Wayne Vincent, 1966-68

INNINGS PITCHED

Most in Game	12.0, Mike Bretz vs. Hawaii, April 4, 1977 Cliff Ranew vs. Texas, June 18, 1965
Most in Season	164.2, Mike Loynd, 1986
Most in Career	549, Doug Little, 1983-86

SAVES

Most in Season	18, Mac Scarce, 1970
Most in Career	32, Ricky Kimball, 1988-91

VICTORIES

Most in Season	20, Mike Loynd, 1986
Most in Career	49, Doug Little, 1983-86
Consecutive in Season	17, Mike Loynd, 1986
Consecutive in Career	18, Larry Jones, 1974-75

LOSSES

Fewest in Season (10+ decisions)	0, Kevin Lynch (12-0), 2005 Daniel Davidson (10-0), 2003 Gene Ammann (15-0), 1970
Fewest in Career (20+ decisions)	2, Gene Ammann (31-2), 1968-72

HOME RUNS ALLOWED

Most in Season	20, Chuck Howell, 1997
Most in Career	49, Doug Little, 1983-86

STRIKEOUTS RECORDED

Most in Game	24, Tony Avitable vs. Furman, March 16, 1956
Most in Season	223, Mike Loynd, 1986
Most in Career	520, Richie Lewis, 1985-87

BASE ON BALLS

Most in Game	13, Richie Lewis vs. LSU, February 22, 1987
Most in Season	72, Richie Lewis, 1986 Dave Fernald, 1972
Most in Career	236, Larry Jones, 1974-77

EARNED RUN AVG.

Lowest in Season (30+ innings)	0.66, Gene Ammann, 1970 (10 ER/137 IP)
Lowest in Career (100+ innings)	1.45, Wayne Vincent, 1966-68 (58 ER/292 IP)
Highest in Season (30+ innings)	8.62, Al Ashmont, 1985 (30 ER/31 IP)

RUNS ALLOWED

Fewest in Season (50+ innings)	15, Daniel Bennett, 2011
Most in Game	16, Howard Calhoun vs. Rollins, April 9, 1948
Most in Season	95, Doug Little, 1984
Most in Career	287, Doug Little, 1983-86

EARNED RUNS ALLOWED

Fewest in Season (30+ innings)	4, Jameis Winston, 2014 Eric Roman, 2001 Mike DiBlasi, 1998
Most in Game	10, Michael Hyde vs. Hawaii, March 10, 2005 Jeff Ledbetter vs. Jacksonville, April 6, 1984
Most in Season (30+ innings)	79, Doug Little, 1984
Most in Career (100+ innings)	211, Doug Little, 1983-86

HITS ALLOWED

Fewest in Season (30+ innings)	13, Mac Scarce, 1971
Most in Game	16, Bill Fuller vs. Auburn, April 13, 1971
Most in Season	167, Doug Little, 1984
Most in Career	533, Doug Little, 1983-86

CAREER BATTING

GAMES PLAYED

279	Mike Yastrzemski	1980-83
276	Link Jarrett	1991-94
	Chris Brock	1989-92
272	Jeremy Morris	1994-97
269	Jose Marzan	1984-87
266	Jimmy Jones	1982-85
264	Rick Figueroa	1980-83
262	Jeff Ledbetter	1979-82
261	Scott Zech	1994-97
260	Ryan Barthelemy	1999-02
	Mike Futrell	1999-02

AT BATS

989	Link Jarrett	1991-94
978	Jose Marzan	1984-87
970	Luis Alica	1984-86
968	Jeff Ledbetter	1979-82
948	Ryan Barthelemy	1999-02
944	Mike Yastrzemski	1980-83
938	Brooks Badeaux	1995-98
899	Jeremy Morris	1994-97
894	John Sansone	2013-16
884	Frank Fazzini	1983-85
	Rick Figueroa	1980-83

RUNS

285	Jeff Ledbetter	1979-82
268	Luis Alica	1984-86
261	Frank Fazzini	1983-85
257	Tyler Holt	2008-10
256	Brooks Badeaux	1995-98
254	J.D. Drew	1995-97
244	Jose Marzan	1984-87
	Mike Yastrzemski	1980-83
	Mike Fuentes	1978-81
229	Scott Zech	1994-97

HITS

335	Jeff Ledbetter	1979-82
331	Luis Alica	1984-86
326	Frank Fazzini	1983-85
321	Ryan Barthelemy	1999-02
312	Jack Rye	2005-08
305	Jose Marzan	1984-87
302	Jeremy Morris	1994-97
298	Buster Posey	2006-08
296	Shane Robinson	2004-06
292	John-Ford Griffin	1999-01

DOUBLES

78	John-Ford Griffin	1999-01
	Jeremy Morris	1994-97
67	Ryan Barthelemy	1999-02
65	Link Jarrett	1991-94
	John Sansone	2013-16
62	Mike Yastrzemski	1980-83
	Jeff Ledbetter	1979-82
59	Tyler Holt	2008-10
	Jose Marzan	1984-87
58	Devon Travis	2010-12
	Shane Robinson	2004-06
	Tony Richie	2001-03

TRIPLES

19	Stephen Drew	2002-04
	Luis Alica	1984-86
15	James Ramsey	2009-12
14	Mickey Lopez	1993-95
	Tony Thomas, Jr.	2005-07
13	J.D. Drew	1995-97
12	Jeremy Morris	1994-97
	Randy Hodges	1992-95
	Jose Marzan	1984-87
	Mike Yastrzemski	1980-83

HOME RUNS

97	Jeff Ledbetter	1979-82
79	Frank Fazzini	1983-85
69	J.D. Drew	1995-97
64	Mike Fuentes	1978-81
52	Mike McGee	2008-11
50	Ryan Barthelemy	1999-02
48	Paul Sorrento	1984-86
46	Jeremy Morris	1994-97
45	Ed Fulton	1985-87
44	Stephen Drew	2002-04

RUNS BATTED IN

346	Jeff Ledbetter	1979-82
273	Jeremy Morris	1994-97
270	Frank Fazzini	1983-85
261	Ryan Barthelemy	1999-02
257	J.D. Drew	1995-97
245	Mike McGee	2008-11
234	Mike Fuentes	1978-81
223	Mike Yastrzemski	1980-83
222	Paul Sorrento	1984-86
206	Buster Posey	2006-08

TOTAL BASES

704	Jeff Ledbetter	1979-82
631	Frank Fazzini	1983-85
558	Ryan Barthelemy	1999-02
542	Jeremy Morris	1994-97
539	J.D. Drew	1995-97
521	Mike Fuentes	1978-81
510	Mike McGee	2008-11
493	Jose Marzan	1984-87
492	Luis Alica	1984-86
487	Paul Sorrento	1984-86

ON BASE PCT.

.521	J.D. Drew	1995-97
.510	Neil Martin	1958-59,61
.506	John-Ford Griffin	1999-01
.498	Gary Sprague	1966
.496	Lionel Martinez	1980-81
.495	Ken Smith	1952
.491	Bob Clem	1959-60
.487	Buster Posey	2006-08
.486	Tyler Holt	2008-10
.484	Mark Gilbert	1978

STOLEN BASES

100	Shane Robinson	2004-06
98	Jose Marzan	1984-87
95	Marc Ronan	1988-90
91	Allen Bevis	1989-92
90	Edwin Alica	1987-88
87	Brett Groves	1998-01
82	Scott Zech	1994-97
	Mickey Lopez	1993-95
80	Mark Barineau	1981-83
79	Tyler Holt	2008-10

WALKS

203	Brooks Badeaux	1995-98
195	Paul Sorrento	1984-86
180	Sherman Johnson	2009-12
178	Taylor Walls	2015-17
177	Tyler Holt	2008-10
	Jeff Ledbetter	1979-82
175	J.D. Drew	1995-97
174	Doug Mientkiewicz	1993-95
	Mike Yastrzemski	1980-83
162	Jack Rye	2005-08

STRIKEOUTS

252	Justin Gonzalez	2010-14
215	John Sansone	2013-16
210	Stuart Tapley	2008-11
201	Dylan Busby	2015-17
191	Mike McGee	2008-11
184	Drew Mendoza	2017-19
	Ty Mueller	1989, 1991-93
180	Tony Thomas, Jr.	2005-07
175	Jeremy Morris	1994-97
171	Mike Futrell	1999-02

TOUGHEST TO STRIKEOUT

.050	Dale Koch, 218/11	1957-59
.051	Mike Augustine, 356/18	1962-64
.055	Randy Davidson, 218/12	1975
.056	Craig Patterson, 467/26	1978-79
.056	Gary Sprague, 195/11	1966
.057	Roy Newbourne, 158/9	1966-67
.063	Rick Snyder, 416/26	1971-73
.064	Guillermo Bonilla, 233/15	1975
.068	Tom Thomas, 205/14	1984,86
.075	Wayne Mears, 173/13	1975

TOTAL SACRIFICES

37	Aaron Cheesman	2002-05
35	Mike Martin, Jr.	1993-95
34	Barry Blackwell	1985-88
33	Jose Marzan	1984-87
	Jack Rye	2005-08
32	Brooks Badeaux	1995-98
31	Jose Zabala	1995-98
30	Randy Hodges	1994-97
	Stuart Tapley	2008-11
	Scott Zech	1992-95

HIT BY PITCH

65	John Sansone	2013-16
61	Karl Jernigan	1998-01
46	Jose Zabala	1995-98
41	Brett Groves	1998-00
40	Tommy Dravetz	2006-09
39	Justin Gonzalez	2010-13
37	Bryan Zech	2001-04
32	Mark Barineau	1981-83
31	Quincy Nieporte	2015-17
	James Ramsey	2009-12
	Stuart Tapley	2008-11
	Tony Thomas, Jr.	2005-07

BATTING AVG. 500+ AB

427	John-Ford Griffin	1999-01
410	Bob Clem	1959-60
398	Buster Posey	2006-08
393	Blane McDonald	1978
391	J.D. Drew	1995-97
384	Matt Diaz	1998-99
383	Marshall McDougall	1999-00
379	Gary Sprague	1966
378	Bien Figueroa	1985-86
374	Mike Fuentes	1978-81

BATTING AVG. 300-499 AB

427	Buddy Cribb	1988-90
407	Bob Benda	1976-78
379	Eddy Martinez-Esteve	2003-04
377	Tom Rosa	1972-73
376	Craig Patterson	1978-79
360	Stephen Drew	2002-03
357	Mark Lacy	1981-82
354	Brian Cox	1997-98
352	Terry Kennedy	1975-77
350	Kenny Felder	1990-92
	Rob Bargas	1989-90

BATTING AVG. 50-299 AB

.475	Steve Taddeo	1986-87
.445	Jim Sherrill	1972-73
.393	Tom Cook	1968
.386	Jim McArdle	1976-77
.379	Jackson Lueck	2016
.377	Kevin Rigby	1978
.374	Tony Delmonico	2008
.372	Jim Weaver	1980
	Doug Casey	1978-79
.366	Joel Hicks	1976-77

SLUGGING PCT. 500+ AB

.789	J.D. Drew	1995-97
.779	Jim Weaver	1980
.727	Jeff Ledbetter	1979-82
.714	Frank Fazzini	1983-85
.708	Marshall McDougall	1999-00
.700	Matt Diaz	1998-99
.693	Mike Fuentes	1978-81
.686	John-Ford Griffin	1999-01
.677	Mark Lacy	1981-82
.655	Stephen Drew	2002-03

SLUGGING PCT. 300-499 AB

.748	Buddy Cribb	1988-90
.684	Mark Lacy	1981-82
.666	Brad Parker	1988-90
.659	Terry Kennedy	1975-77
.655	Stephen Drew	2002-03
.623	Kenny Felder	1990-92
.622	Chris Cawthon	1981-82
.606	Bob Benda	1976-78
.585	Brian Cox	1997-98
.548	Craig Patterson	1978-79

SLUGGING PCT. 50-299 AB

.696	Tim Sherrill	1972-73
.678	Steve Taddeo	1986-87
.667	Joel Hicks	1976-77
.640	Mark Coulter	1976-77
.635	Scooby Morgan	1994-96
.620	Daniel Wardell	2003
.608	Eddy Martinez-Esteve	2003
.596	Sean Gilmartin	2009-10
.593	Sam Scott	1999
.590	Jim Lyttle	1966

CAREER PITCHING

APPEARANCES

136	Kevin Lynch	2002-05
127	Daniel Hodges	2000-03
116	Zach Diaz	1996-99
114	Gage Smith	2012-14
113	Ricky Kimball	1988-91
109	Chris Chavez	1996-99
108	Jimmy Marshall	2006-09
106	Matt DiBlasi	2003-06
101	Alec Byrd	2014-17
97	Chris Roberts	1990-92

CAREER STARTS

78	Doug Little	1983-86
75	Blair Varnes	1999-02
62	Matt Lynch	2000-03
58	Mike Loynd	1983-86
	Mike Compton	2012-16
55	Jon McDonald	1998-00
52	Jonathan Johnson	1993-95
	Roger Bailey	1990-92
50	Sean Gilmartin	2009-11
49	Drew Parrish	2017-19

RELIEF APPEARANCES

136	Kevin Lynch	2002-05
127	Daniel Hodges	2000-03
114	Gage Smith	2012-14
111	Zach Diaz	1996-99
106	Matt DiBlasi	2003-06
	Jimmy Marshall	2006-09
98	Mike DiBlasi	1997-00
97	Alec Byrd	2014-17
95	Chase Haney	2016-PR
92	Ricky Kimball	1988-91

COMPLETE GAMES

22	Doug Little	1983-86
16	Richie Lewis	1985-87
15	Paul Wilson	1992-94
14	Dick Wiggens	1979-80
12	Jonathan Johnson	1993-95
	Rick Hatcher	1979-81
	Jim Riley	1978-79
	Brooks Carey	1978
11	Gar Finnfold	1989-90
10	Randy Choate	1995-97
	George Lott	1969
	Gene Ammann	1968-69

INNINGS PITCHED

549.0	Doug Little	1983-86
446.0	Blair Varnes	1999-02
398.1	Matt Lynch	2000-03
395.2	Mike Loynd	1983-86
382.2	Richie Lewis	1985-87
363.1	Jonathan Johnson	1993-95
338.0	Jon McDonald	1998-00
	Jeff Gray	1981-84
333.0	Roger Bailey	1990-92
330.0	Sean Gilmartin	2009-11

STRIKEOUTS

520	Richie Lewis	1985-87
417	Mike Loynd	1983-86
391	Jonathan Johnson	1993-95
370	Doug Little	1983-86
346	Drew Parrish	2017-19
334	Matt Lynch	2000-03
326	Blair Varnes	1999-02
321	Sean Gilmartin	2009-11
320	Jon McDonald	1998-00
312	Chris Chavez	1996-99

STRIKEOUTS PER 9 INNINGS

14.15	Mac Scarce, 109/69.1	1970-71
13.28	Luke Tucker, 59/40.0	2006-07
12.65	Tony Avitable, 134/95.1	1955-56
12.63	Danny Rosen, 64/45.2	2007
12.62	Jerry Boxer, 93/66.1	1956-57
12.23	Richie Lewis, 520/382.2	1985-87
11.89	Rhett James, 59/44.2	2003
11.42	Chris Whidden, 96/75.2	1999-00, 02-03
11.40	Tim Davis, 233/184.0	1991-92
11.16	Matt Dunbar, 153/123.1	1987-90

WALKS

232	Richie Lewis	1985-87
178	Doug Little	1983-86
173	Mike Loynd	1983-86
162	Jonathan Johnson	1993-95
161	Chris Chavez	1996-99
156	Jon McDonald	1998-00
136	Roger Bailey	1990-92
132	Matt Lynch	2000-03
123	Steve Gelmine	1982-85
121	David Smalley	1980-83

WALKS PER 9 INNINGS

1.38	George Lott	1968-69
1.51	Jeff Hill	1967-69
1.73	Frank Davis	1959-61
1.77	Gage Smith	2012-14
1.78	Eddie Cannon	2003
1.87	Steve Mastin	1968
	Daniel Hodges	2000-03
1.95	Mike Kelley	1975
2.00	Rod Byerly	1987-88
2.01	John Bentley	1997-98, 00-01

STRIKEOUTS TO WALKS

5.29	Eddie Cannon	2003
5.27	George Lott	1968-69
5.23	Steve Mastin	1968
4.66	Mike Ziegler	2000
4.27	Andrew Karp	2016-18
4.00	Jeff Hill	1967-69
3.98	Frank Davis	1959-61
3.96	Daniel Hodges	2000-03
3.89	Mac Scarce	1970-71
3.87	Luke Weaver	2012-13

HITS ALLOWED

533	Doug Little	1983-86
464	Blair Varnes	1999-02
416	Matt Lynch	2000-03
351	Jeff Gray	1981-84
348	Mike Loynd	1983-86
327	Mike Compton	2012-16
319	Jon McDonald	1998-00
317	Roger Bailey	1990-92
307	Sean Gilmartin	2009-11
260	Richie Lewis	1985-87

RUNS ALLOWED

287	Doug Little	1983-86
232	Blair Varnes	1999-02
197	Matt Lynch	2000-03
	Mike Loynd	1983-86
193	Jeff Gray	1981-84
188	Jon McDonald	1998-00
181	Richie Lewis	1985-87
162	Sean Gilmartin	2009-11
155	Mark Sauls	2003-06
148	Roger Bailey	1990-92
	Mike Compton	2012-16

EARNED RUNS ALLOWED

212	Doug Little	1983-86
193	Blair Varnes	1999-02
156	Matt Lynch	2000-03
151	Mike Loynd	1983-86
148	Jon McDonald	1998-00
144	Jeff Gray	1981-84
136	Richie Lewis	1985-87
131	Sean Gilmartin	2009-11
125	Drew Parrish	2017-19
121	Roger Bailey	1990-92

WINS

49	Doug Little	1983-86
45	Mike Loynd	1983-86
42	Matt Lynch	2000-03
41	Blair Varnes	1999-02
38	Richie Lewis	1985-87
35	Roger Bailey	1990-92
34	Jonathan Johnson	1993-95
33	Sean Gilmartin	2009-11
32	Bryan Henry	2005-07
31	Jon McDonald	1998-00

SAVES

32	Ricky Kimball	1988-91
31	Daniel Hodges	2000-03
30	Mac Scarce	1970-71
18	Daniel Bennett	2010-11
	Mike McGee	2008-11
16	Robert Benincasa	2010-12
	Mike DiBiasi	1997-00
15	Billy Strode	2013-15
	Phillip Olson	1993-95
13	J.C. Flowers	2017-19
	Chris Chavez	1996-99

LOSSES

18	Doug Little	1983-86
15	Cole Sands	2016-18
13	Sean Gilmartin	2009-11
	Jeff Gray	1981-84
12	Drew Carlton	2015-17
	Mike Compton	2012-16
	Jon McDonald	1998-00
	Richie Lewis	1985-87
	Martin Howell	1962-64
11	Paul Wilson	1992-94

SHUTOUTS

6	Paul Wilson	1992-94
4	Jonathan Johnson	1993-95
	Chris Pollack	1986-87
	Doug Little	1983-86
3	Matt Lynch	2000-03
	Chris Roberts	1990-92
	Clyde Keller	1988-89
	Ray Revak	1984-85
	Dick Wiggins	1979-80

HOME RUNS ALLOWED

49	Doug Little	1983-86
41	Jeff Gray	1981-84
38	Matt Lynch	2000-03
37	Richie Lewis	1985-87
35	Sean Gilmartin	2009-11
34	Blair Varnes	1999-02
33	Drew Parrish	2017-19
32	Mike Loynd	1983-86
31	Chuck Howell	1994-97
26	Cole Sands	2016-18

ERA 200+ IP

1.43	Gene Ammann	1968-70
1.79	Wayne Vincent	1968-68
1.88	Marv Stringfellow	1965-67
2.18	Jonathan Johnson	1993-95
2.25	Danny O'Brien	1973-75
2.37	Paul Wilson	1992-94
2.40	Larry Jones	1974-77
2.56	Daniel Hodges	2000-03
2.58	Bill Fuller	1970-73
2.60	Bryan Henry	2005-07

ERA 100-199 IP

0.93	Pat Osburn	1970
1.27	Steve Mastin	1968
2.10	John Nedeau	1990-93
2.33	Billy Strode	2013-15
2.37	Mike Slade	1968-70
2.44	Tyler Holton	2016-18
2.56	Gage Smith	2012-14
2.64	Terry Farmer	1973-74
2.85	David Vocum	1994-95
2.69	Tim Davis	1991-92

ERA 50-99 IP

1.30	Mac Scarce	1970-71
1.30	Craig Skok	1968-69
1.60	John Ferguson	1969-70
1.79	Tom Henson	1969-70
1.83	George Lott	1968-69
1.88	Mike Reibling	1967-69
1.94	Jameis Winston	2013-14
2.05	Carl Gromek	1969-70
2.08	Barry McQueen	1971
2.21	LaDon Boyd	1967

SEASON BATTING

GAMES PLAYED

84	Paul Sorrento	1984
	Frank Fazzini	1984
82	Luis Alica	1985
	Luis Alica	1984
81	Frank Fazzini	1985
	Eric Mangham	1985
80	Bien Figuero	1985
78	Paul Sorrento	1984
	Jose Marzan	1985
	Mike Fuentes	1981

AT BATS

357	Luis Alica	1985
332	Frank Fazzini	1985
327	Luis Alica	1984
320	Bien Figueroa	1985
317	Frank Fazzini	1984
312	Jeff Ledbetter	1982
307	Jose Marzan	1986
301	Chris Smith	2000
	Marshall McDougall	1999
	Matt Diaz	1999

RUNS SCORED

110	J.D. Drew	1997
109	Frank Fazzini	1985
105	Jeff Ledbetter	1982
104	Marshall McDougall	1999
102	Bien Figuero	1985
100	Luis Alica	1985
99	Mark Barineau	1982
97	Jody Reed	1983
96	Shane Robinson	2005
94	Luis Alica	1986

HITS

137	Frank Fazzini	1985
126	Marshall McDougall	1999
122	Shane Robinson	2005
121	John-Ford Griffin	2000
119	Jeff Ledbetter	1982
	Buster Posey	2008
118	Bien Figueroa	1985
116	Bien Figueroa	1986
	Luis Alica	1985
114	Matt Diaz	1999

CONSECUTIVE GAME HITS

40	Shane Robinson	2004-05
34	J.D. Drew	1997
33	Marshall McDougall	1999
	Ryan Barthelemy	2002
28	Brad Parker	1988
27	Luis Alica	1984
26	Shane Robinson	2006
24	Rick Figueroa	1982
	James Ramsey	2011

DOUBLES

36	Jeremy Morris	1996
33	John-Ford Griffin	2000
	Tony Thomas, Jr.	2007
30	John-Ford Griffin	2001
29	Don DeLoach	1980
28	Chris Smith	2000
27	Brian Cox	1998
26	John Sansone	2016
	Devon Travis	2011
	Tyler Holt	2010
	Tony Richie	2003
	Tony McQuade	2002
	Marshall McDougall	1999
	Nandy Serrano	1991

TRIPLES

9	Luis Alica	1985
	Dick Gold	1969
8	Stephen Drew	2003
	Randy Hodges	1994
	Mark Lacy	1982
7	Dave Moates	1969
6	James Ramsey	2010 6 2012
	Tony Thomas, Jr.	2007
	Jeremy Morris	1997
	Mickey Lopez	1993
	Edwin Alica	1988
	Luis Alica	1984
	Mark Barineau	1982
	Ron Cash	1971
	Mike Easom	1969

HOME RUNS

42	Jeff Ledbetter	1982
32	Frank Fazzini	1985
31	J.D. Drew	1997
29	Frank Fazzini	1984
28	Marshall McDougall	1999
27	Mike Fuentes	1981
26	Chris Cawthon	1982
	Buster Posey	2008
25	Jeremy Morris	1997
23	Jeff Ledbetter	1981

RUNS BATTED IN

124	Jeff Ledbetter	1982
118	Frank Fazzini	1985
116	Jeremy Morris	1997
106	Marshall McDougall	1999
103	Chris Cawthon	1982
100	J.D. Drew	1997
95	Jeff Ledbetter	1981
94	Ryan Barthelemy	2002
	Matt Diaz	1999
	J.D. Drew	1996

TOTAL BASES

273	Jeff Ledbetter	1982
263	Frank Fazzini	1985
242	Marshall McDougall	1999
226	Buster Posey	2008
224	J.D. Drew	1997
212	Frank Fazzini	1984
207	Matt Diaz	1999
200	John-Ford Griffin	2001
198	Jeremy Morris	1997
197	Mike Fuentes	1981

ON BASE PCT.

.604	J.D. Drew	1997
.566	Buster Posey	2008
.552	Tony Thomas, Jr.	2007
.542	John-Ford Griffin	2001
.539	Lionel Martinez	1980
.521	Neil Martin	1959
.520	Tyler Holt	2009
.517	Bob Clem	1959
.513	James Ramsey	2012
.508	J.D. Drew	1996

STOLEN BASES

51	Edwin Alicea	1988
49	Shane Robinson	2005
48	Mark Gilbert	1978
43	Marc Ronan	1989
41	Eric Mangham	1986
39	Edwin Alicea	1987
	Jose Marzan	1987
36	Mark Barineau	1982
34	Tyler Holt	2009
	Brett Groves	2000
	Ronald Lewis	1987
	Marc Ronan	1987

WALKS

84	J.D. Drew	1997
80	Mark Barineau	1982
	Lionel Martinez	1980
77	Ed Fulton	1987
75	Paul Sorrento	1984
	Lionel Martinez	1981
71	Edwin Alicea	1988
70	Drew Mendoza	2019
69	Sherman Johnson	2012
	DJ Stewart	2015

STRIKEOUTS

88	Elijah Cabell	2019
75	Tony Thomas, Jr.	2005
74	Frank Fazzini	1984
	Kenny Felder	1991
	Justin Gonzalez	2011
73	Dylan Busby	2015
	Justin Gonzalez	2012
72	Drew Mendoza	2019
	Kevin Cash	1999
68	J.C. Flowers	2019
	Justin Gonzalez	2014

TOUGHEST TO STRIKEOUT

.034	Ray Bazzell, 87/3	1960
.037	Mike Augustine, 136/5	1964
.040	Dale Koch, 100/4	1958
.042	Craig Patterson, 239/10	1979
.048	Rick Snyder, 227/11	1979
.049	Mike Augustine, 163/8	1963
.055	Roy Mewbourne, 128/7	1967
	Randy Davidson, 218/12	1975
.056	Dick Howser, 89/5	1958
	Gary Sprague, 195/11	1966

TOTAL SACRIFICES

22	Aaron Chesman	2005
19	Mark Barineau	1983
17	Mark Hallberg	2007
	Jose Zabala	1998
15	Randy Hodges	1995
14	Devon Travis	2010
	Mike Martin, Jr.	1994
13	Mat Nelson	2019
	J.C. Flowers	2017
	Stuart Tapley	2009
	Geoff Sprague	1997
	Nandy Serrano	1992

HIT BY PITCH

24	Jose Zabala	1997
23	Karl Jernigan	2001
20	Karl Jernigan	2000
	John Sansone	2015
18	John Sansone	2019
17	Mat Nelson	2014
16	Stephen McGee	2012
15	Bryan Zech	2002
14	Mark Barineau	1983
	Jerrold Brown	2001 & 2002
	Matt Diaz	1999
	Kenny Felder	1991
	Justin Gonzalez	2011
	Tommy Dravetz	2009
	John Sansone	2016
	Jose Zabala	1998
	Bryan Zech	2001

BATTING AVG. 200+ AB

463	Buster Posey	2008
455	J.D. Drew	1997
450	John-Ford Griffin	2001
430	Tony Thomas, Jr.	2007
427	Shane Robinson	2005
419	Marshall McDougall	1999
413	Frank Fazzini	1985
408	Mike Fuentes	1980
403	John-Ford Griffin	2000
402	Stephen Drew	2002

BATTING AVG. 101-199 AB

436	John-Ford Griffin	1999
	Bob Clem	1959
404	Ken Suarez	1964
399	Mike Augustine	1963
391	Joe Hicks	1976
387	Steve Nedeau	1994
386	Mike Easom	1968
	Dick Howser	1956
384	Tom Cook	1968
383	Stuart Tapley	2008

BATTING AVG. 50-100 AB

415	Riley Sweeney	1955
394	Robert Rosell	1956
392	Fred Twomey	1955
387	Stephen Cardullo	2008
383	Bob Clem	1960
368	Billy Cooter Mills	1954
365	Owen McCarron	1958
364	Dick Howser	1957
363	John Cook	1992
362	Lamar Brown	1949

SLUGGING PCT. 200+ AB

.961	J.D. Drew	1997
.879	Buster Posey	2008
.875	Jeff Ledbetter	1982
.804	Marshall McDougall	1999
.797	John-Ford Griffin	2001
.792	Jeremy Morris	1997
	Frank Fazzini	1985
.779	Jim Weaver	1980
.770	Fred Twomey	1955
.759	J.D. Drew	1996

SLUGGING PCT. 50-199 AB

.815	Terry Kennedy	1976
.779	Jim Weaver	1980
.768	Mike McGee	2009
.732	Marc Giorando	1987
.723	Jeff Ledbetter	1979
.682	Joe Hicks	1976
.674	Tom Cook	1968
.641	Mark Lacy	1981
.639	Steven Morgan	1996
.620	Daniel Wardell	2003

SEASON PITCHING
APPEARANCES

46	Kevin Lynch	2005
41	Bruce Tanner	1983
40	Gage Smith	2014
39	Gage Smith	2012
	Daniel Bennett	2011
	Tyler Chambliss	2005
	Matt DiBlasi	2005
	Daniel Hodges	2003
38	Jimmy Marshall	2008
37	Doug Treadway	1984

GAMES STARTED

24	Mike Loynd	1986
23	Doug Little	1984
21	Randy Choate	1996
	Roger Bailey	1992
	Doug Little	1985
20	Matt Lynch	2002
	Blair Varnes	2000
	Mike Zeigler	2000
	Jon McDonald	1999 & 2000
	Nick Stocks	1999
	Jonathan Johnson	1994

RELIEF APPEARANCES

46	Kevin Lynch	2005
41	Bruce Tanner	1983
40	Gage Smith	2014
39	Gage Smith	2012
	Daniel Bennett	2011
	Tyler Chambliss	2005
	Matt DiBlasi	2005
	Daniel Hodges	2003
38	Jimmy Marshall	2008
36	Alec Byrd	2017
	Dylan Silva	2015
	Rhett James	2003
	Daniel Hodges	2002

COMPLETE GAMES

12	Brooks Carey	1978
10	Dick Wiggins	1979
	George Lott	1969
9	Paul Wilson	1994
	Gar Finnvoid	1990
8	Richie Lewis	1986
	Gene Ammann	1969
7	Jonathan Johnson	1995
	Richie Lewis	1987
	Doug Little	1983
	Jim Riley	1978

INNINGS

164.2	Mike Loynd	1986
161.1	Doug Little	1984
151.1	Doug Little	1986
150.0	Randy Choate	1995
	Richie Lewis	1987
143.0	Paul Wilson	1994
139.1	Roger Bailey	1992
136.1	Gar Finnvoid	1990
134.2	Randy Choate	1997
134.1	Gar Finnvoid	1989

WALKS

88	Richie Lewis	1987
72	Richie Lewis	1985 & 1986
69	Roger Bailey	1992
63	Mike Loynd	1985
58	Al Beccaccio	1963
57	Jonathan Johnson	1994
	Mike Loynd	1986
56	Doug Little	1983
55	Gene Ammann	1969

WALKS PER 9 INNINGS 30+ INN.

0.84	Gage Smith	2014
1.13	Jeff Hill	1969
1.21	Daniel Hodges	2003
1.33	George Lott	1969
1.34	Frank Davis	1960
1.41	John Bentley	1998
1.42	Daniel Hodges	2002
1.48	Rod Byerly	1987
1.52	Mike Compton	2015
1.54	Robert Benincasa	2012

STRIKEOUTS TO WALKS 30+ INN.

8.29	Robert Benincasa	2012
6.26	Luke Weaver	2013
6.19	Sean Gilmartin	2011
6.00	Jeff Hill	1969
5.83	Mike Compton	2015
5.71	Andrew Karp	2018
5.58	Frank Davis	1960
5.43	Daniel Hodges	2003
5.36	George Lott	1969
5.33	Rod Byerly	1987

STRIKEOUTS

223	Mike Loynd	1986
202	Richie Lewis	1986
196	Richie Lewis	1987
161	Paul Wilson	1994
149	Mike Ziegler	2000
144	Tyler Holton	2017
142	Tim Davis	1992
139	Nick Stocks	1999
138	John Wasdin	1993
137	Jonathan Johnson	1994

STRIKEOUTS PER 9 INNINGS

15.00	Mac Scarce, 36.0/60	1971
14.24	Richie Lewis, 127.2/202	1986
13.73	Chris Whidden, 39.1/60	1999
13.50	Luke Tucker, 34.0/51	2006
13.24	Matt Dunbar, 52.1/77	1988
13.23	Mac Scarce, 33.1/49	1970
12.86	Jerry Boxer, 63.0/90	1957
12.82	Tony Avitable, 86.1/123	1956
12.73	Robert Benincasa 41.0/58	2012
12.63	Danny Rosen, 45.2/64	2007

HITS ALLOWED

167	Doug Little	1984
137	Doug Little	1986
136	Mike Loynd	1986
135	Doug Little	1985
134	Sean Gilmartin	2010
132	Matt Lynch	2002
129	Randy Choate	1996
127	Roger Bailey	1992
126	Blair Varnes	2000
124	Dick Wiggins	1979

RUNS ALLOWED

95	Doug Little	1984
81	Doug Little	1986
73	Sean Gilmartin	2010
	Mike Loynd	1984
67	Richie Lewis	1987
66	Jon McDonald	2000
	Jeff Gray	1984
64	Blair Varnes	2000
63	Randy Choate	1997
	Mike Loynd	1986
	Kevin Smith	1985

EARNED RUNS ALLOWED

79	Doug Little	1984
65	Sean Gilmartin	2010
56	Mike Loynd	1984
	Doug Little	1984
54	Randy Choate	1997
	Ray Revak	1984
53	Jon McDonald	1998
	Jeff Gray	1983
	Clem Freeman	1981
52	Matt Lynch	2002

SAVES

18	Mac Scarce	1971
16	Robert Benincasa	2012
15	Daniel Bennett	2011
	Tyler Chambliss	2005
14	Billy Strode	2015
13	J.C. Flowers	2019
	Mike McGee	2010
12	Daniel Hodges	2003
	Daniel Hodges	2002
11	Justin Lord	2001
	Brad Gregory	1990

WINS

20	Mike Loynd	1986
16	Doug Little	1985
15	Randy Choate	1996
	Roger Bailey	1992
	Gar Finnfold	1990
	Richie Lewis	1987
14	Bryan Henry	2007
	Richie Lewis	1986
13	Matt Lynch	2002 & 2003
	Nick Stocks	1999
	Randy Choate	1997
	Paul Wilson	1994
	Clyde Keller	1989
	Mike Loynd	1985
	Brooks Carey	1978

ERA 101+ IP

0.66	Gene Ammann	1970
0.92	Pat Osburn	1970
1.27	Gene Mastin	1968
1.48	Danny O'Brien	1975
1.51	Wayne Vincent	1966
1.62	Wayne Vincent	1969
1.68	Jonathan Johnson	1993
1.94	Larry Jones	1975
2.08	Paul Wilson	1994
	Gene Ammann	1969

ERA 50-100 IP

1.32	Jack Bristol	1958
1.34	Craig Skok	1969
1.46	Scobby Morgan	1995
	Eddie Howell	1966
1.60	Frank Davis	1959
	Frank Slusser	1958
1.70	George Lott	1969
1.86	Al Beccaccio	1963
1.88	Matt Dunbar	1988
1.92	Danny O'Brien	1978

SHUTOUTS

4	Paul Wilson	1993
3	Clyde Keller	1989
	Ray Revak	1984
2	Jonathan Johnson	1995
	Paul Wilson	1994
	Chris Roberts	1991
	Gar Finnfold	1990
	Chris Pollack	1986 & 1987
	Doug Little	1985
	Jeff Gray	1982
	Dick Wiggins	1980
	Ken Fischer	1980
	Brooks Carey	1978
	George Lott	1969
	Craig Skok	1969

TEAM SEASON BATTING

AT BATS

AB	GAMES	YEAR
2872	82	1985
2866	84	1984
2644	81	1981
2601	74	2002
2563	74	1982
2554	72	2000
2540	73	1998
2539	71	1999
2488	75	1994
2464	74	1986

RUNS

RUNS	GAMES	YEAR
786	82	1985
752	74	1982
663	68	2008
655	74	1986
645	71	1999
644	84	1986
638	74	2002
	73	1998
	79	1981
635	67	1997

HITS

HITS	GAMES	YEAR
947	82	1985
869	68	2008
839	74	1982
833	84	1984
831	71	1999
822	74	2002
814	72	2000
807	79	1981
801	74	1986
789	62	2007

DOUBLES

2B	GAMES	YEAR
182	72	1990
180	72	2000
179	74	2002
176	71	1999
172	62	2007
163	63	2009
	68	2008
161		3 tied with 161

TRIPLES

3B	GAMES	YEAR
35	68	1972
	52	1969
34	75	1994
33	74	1982
30	59	1970
29	63	1980
	52	1966
28	59	1973
27	73	1987
26		3 tied with 26

HOME RUNS

HR	GAMES	YEAR
146	82	1985
131	74	1982
114	67	1997
113	79	1981
111	71	1999
103	68	2008
99	84	1984
94	73	1987
	63	1980
89	63	2009
	74	1983

RUNS BATTED IN

RBI	GAMES	YEAR
698	82	1985
658	74	1982
603	68	2008
592	71	1999
588	74	2002
565	74	1986
564	67	1997
561	79	1981
560	73	1998
550	63	1980

TOTAL BASES

TB	GAMES	YEAR
1580	82	1985
1457	74	1982
1385	68	2008
1370	71	1999
1326	79	1981
1315	84	1984
1293	74	2002
1280	72	2000
1257	67	1997
1243	74	1986

SLUGGING PCT.

%	GAMES	YEAR
.568	74	1982
.565	68	2008
.558	63	1980
.550	82	1985
.540	71	1999
.536	63	2009
.533	67	1997
.516	61	1979
.515	62	2007
.504	74	1986

WALKS

BB	GAMES	YEAR
555	84	1984
524	74	1982
500	82	1985
483	74	1983
458	73	1987
449	74	1986
444	72	1989
435	68	2008
426	63	1980
422	72	1988
	79	1981

STRIKEOUTS

SO	GAMES	YEAR
620	65	2019
552	65	2015
527	69	2017
	71	1999
520	84	1984
504	73	2005
500	73	1998
490	65	2011
489	68	2010
486	62	2018

HIT BY PITCHES

HP	GAMES	YEAR
104	64	2013
97	66	2001
96	65	2015
	67	2012
94	74	2002
92	63	2016
90	69	2017
86	72	2000
84		3 tied with 84

SACRIFICE FLIES

SF	GAMES	YEAR
47	73	2005
46	63	2009
45	68	2008
44	68	2010
	84	1984
42	60	2014
	66	2001
41	69	1996
40		3 tied with 40

SACRIFICE HITS

SH	GAMES	YEAR
62	73	2005
53	75	1994
41	69	1996
39	73	1987
38	65	1993
37	65	2006
	67	1997
36		4 with with 36

LEFT ON BASE

LOB	GAMES	YEAR
724	84	1984
649	68	2008
631	73	2005
627	82	1985
614	71	1999
610	74	2002
604	74	1983
602	72	2000
601	65	2011
587	67	2012

STOLEN BASES

SB	GAMES	YEAR
232	73	1987
197	69	1988
184	74	1986
165	72	1990
162	69	1995
	72	1989
160	67	1997
132	75	1994
129	74	1983
124	69	1996

STOLEN BASES ATTEMPTED

SBA	GAMES	YEAR
303	73	1987
249	74	1986
246	72	1990
242	69	1988
226	72	1989
207	69	1995
202	67	1997
192	75	1994
184	71	1991
182	65	1993

BATTING AVG. MIN. 50 GAMES

BA	GAMES	YEAR
.355	68	2008
.350	62	2007
.337	63	1980
.330	82	1985
.327	71	1999
	74	1982
.325	74	1986
.322	69	1996
.321	63	2009
.319	72	2000
	61	1979

TEAM SEASON PITCHING
EARNED RUN AVG.

ERA	GAMES	YEAR
1.49	59	1970
1.98	52	1969
2.07	59	1975
2.27	41	1968
2.48	44	1967
2.72	69	1995
2.76	57	1971
2.89	59	1973
2.90	65	1993
2.92	64	2013

OPPONENT BATTING AVG.

BA	GAMES	YEAR
.186	59	1970
.198	59	1975
.207	53	1976
.208	57	1971
.214	52	1966
.215	41	1968
.218	59	1973
.219	52	1969
.220	46	1967
.226	69	1995

SAVES

SV	GAMES	YEAR
29	72	1990
27	57	1971
24	65	2011
22	74	2002
21	67	2012
	68	1972
20	68	2010
18	73	2005
	74	1986
17	65	2019
	66	2001
	71	1999
	71	1991
	82	1985
	79	1981
	59	1973

TOP 10/NO-HITTERS



INNINGS PITCHED

IP	GAMES	YEAR
738.0	84	1984
711.2	82	1985
665.2	79	1981
660.2	74	2002
659.0	75	1994
649.2	73	2005
648.2	72	2000
647.2	79	1989
647.0	73	1998
639.0	73	1987

COMPLETE GAMES

CG	GAMES	YEAR
27	52	1969
25	59	1975
24	61	1979
23	63	1979
22	62	1978
	59	1970
21	74	1986
19	68	1972
16		2 tied with 16

SHUTOUTS

SHO	GAMES	YEAR
15	59	1975
	59	1970
12	72	1989
11	69	1995
	59	1973
10	82	1985
	57	1971
9	41	1968

HITS ALLOWED

HITS	GAMES	YEAR
756	84	1984
716	79	1981
686	74	2002
653	82	1985
650	72	1990
629	73	2005
617	68	2004
609	67	1997
605	73	1998
602	69	1988

RUNS ALLOWED

RUNS	GAMES	YEAR
464	84	1984
407	79	1981
406	82	1985
376	68	2004
375	74	1982
356	68	2010
355	63	2009
351	74	2002
344	68	2008
337	73	1998

EARNED RUNS ALLOWED

ER	GAMES	YEAR
367	84	1984
319	79	1981
295	74	1982
294	82	1985
292	68	2010
291	74	2002
285	68	2004
281	63	2009
280	65	2019
278	67	1997

HOME RUNS ALLOWED

HR	GAMES	YEAR
94	63	1980
82	84	1984
78	82	1985
65	74	1983
64	63	2009
63	68	2010
61	67	1991
60	62	2018
	73	1998
	74	1986

WALKS

BB	GAMES	YEAR
371	82	1985
340	68	1972
330	73	1998
319	74	1982
315	74	1983
310	84	1984
	79	1981
303	63	2009
294	70	1992
287	73	1987

STRIKEOUTS

SO	GAMES	YEAR
718	74	1986
680	75	1994
662	71	1999
657	65	2019
	72	1989
640	69	2017
637	71	1991
635	62	2018
631	72	2000
629	70	1992

PICKOFFS

PO	GAMES	YEAR
23	63	1974
22	84	1984
21	69	1988
20	68	2010
	64	2013
19	68	2008
18	68	2003
	63	1980
17	60	2014
16	59	1973

FIELDING PCT.

	%	PO+A	E	YEAR
1.	.975	2300	60	2007
2.	.973	2872	81	1994
3.	.972	2469	71	2011
4.	.970	2342	72	2014
5.	.969	2531	80	2010
6.	.969	2244	71	2018
7.	.969	2536	81	1993
8.	.968	2860	89	1991
9.	.968	2382	78	2016
10.	.968	2468	81	2012

NO HITTERS

1.	4/18/58	Frank Slusser vs. Miami	18-0
2.	4/28/67	Wayne Vincent at Ga. Southern	7-1
3.	3/27/68	Jeff Hill vs. Springfield	18-0
4.	3/27/68	Gene Ammann & Linwood Garrett vs. Wake Forest	3-0
5.	4/17/70	Gene Ammann at USF	7-0
6.	3/19/77	Mike McLeod vs. Olivet	23-0
7.	3/23/88	Jerry Nielsen vs. Charleston Southern	7-0
8.	2/18/98	Chris Chavez vs. Charleston Southern	13-0
9.	3/19/16	Cole Sands, Cobi Johnson & Jim Voyles vs. Toledo	3-2
10.	2/15/19	Drew Parrish, Chase Haney & Connor Grady vs. Maine	11-0

BATTING/RBI/ERA CHAMPIONS

BATTING CHAMPIONS

YR	BATTER	AVG	H	AB
1948	Jack Wilson	.298	20	67
1950	Ron Malton	.361	30	83
1951	Lee Bailey	.352	32	91
1952	Ralph Blinn	.317	20	63
1953	John Cuesta	.353	30	85
1954	Billy "Cooter" Mills	.368	32	87
1955	Jim SeEVERS	.415	27	65
1956	Dick Howser	.415	27	65
1957	Dick Howser	.364	32	88
1958	Owen McCarron	.365	35	96
1959	Bob Clem	.436	44	101
1960	Bob Clem	.383	36	94
1961	Jack Dull	.370	40	108
1962	Woody Woodward	.365	54	148
1963	Mike Augustine	.399	65	163
1964	Ken Suarez	.404	44	109
1965	Gary Nichols	.333	29	87
1966	Gary Sprague	.369	74	195
1967	Bob Canty	.340	18	53
1968	Mike Eason	.386	56	145
1969	Dick Nichols	.336	45	138
1970	Dick Nichols	.338	80	237
1971	Ron Cash	.352	58	165
1972	Tom Rosa	.338	69	204
1973	Tom Rosa	.317	66	208
1974	Juan Bonilla	.351	82	232
1975	Steve Tebbetts	.374	76	203
1976	Joe Hicks	.391	45	115
1977	Carlos Lezcano	.346	63	182
1978	Blane McDonald	.393	79	201
1979	Craig Patterson	.397	95	239
1980	Mike Fuentes	.408	95	232
1981	Mike Fuentes	.353	106	300
1982	Jeff Ledbetter	.381	119	312
1983	Frank Fazzini	.366	86	235
1984	Paul Sorrento	.349	103	295
1985	Frank Fazzini	.413	137	332
1986	Luis Alicea	.392	112	286
1987	Marc Giordano	.382	47	123
1988	Barry Blackwell	.348	79	227
1989	Bob Reboin	.333	67	190
1990	Rob Bargas	.376	79	210
1991	Eduardo Perez	.370	105	284
1992	Link Jarrett	.325	81	249
1993	Doug Mientkiewicz	.327	67	205
1994	Doug Mientkiewicz	.344	90	262
1995	Doug Mientkiewicz	.371	92	248
1996	J.D. Drew	.386	93	241
1997	J.D. Drew	.455	106	233
1998	Brian Cox	.393	112	285
1999	Marshall McDougall	.419	126	301
2000	John-Ford Griffin	.403	121	300
2001	John-Ford Griffin	.450	113	251
2002	Stephen Drew	.402	82	204
2003	Eddy Martinez-Esteve	.371	69	186
2004	Eddy Martinez-Esteve	.385	104	270
2005	Shane Robinson	.427	122	286
2006	Shane Robinson	.361	97	269
2007	Tom Thomas, Jr.	.430	111	258
2008	Buster Posey	.463	119	257
2009	Tyler Holt	.401	95	237
2010	Tyler Holt	.355	92	259
2011	James Ramsey	.364	91	250
2012	James Ramsey	.378	88	233
2013	DJ Stewart	.364	82	225
2014	DJ Stewart	.351	88	194
2015	DJ Stewart	.318	68	214
2016	Jackson Lueck	.379	50	132
2017	Jackson Lueck	.318	67	211
2018	Cal Raleigh	.326	75	230
2019	Mike Salvatore	.340	90	265

Single-season high in **bold**

RBI CHAMPIONS

YR	BATTER	RBI	HR	R
1948	Dago Murphy	14	2	17
1949	Sam Cox	14	1	14
	Glenn Gresham	14	1	5
1950	Glenn Gresham	15	0	17
1951	Lee Bailey	21	4	23
1952	Bob Trowbridge	16	1	17
1954	Fred Twomey	19	1	18
1955	Fred Twomey	26	6	22
1956	Pfif Hunt	26	2	25
	Lee Corso	26	0	28
1957	Dick Howser	32	3	33
1958	Mike Cops	28	3	22
1959	Jack Dull	37	7	27
1960	Bob Clem	24	3	23
1961	Jack Dull	27	5	29
1962	Woody Woodward	33	7	38
1963	Woody Woodward	35	6	27
1964	Ken Suarez	30	6	25
1965	Randy Brown	37	7	35
1966	Jim Lyttle	51	13	58
1967	Dick Gold	19	1	27
	Mike Eason	19	4	15
1968	Tom Cook	47	9	33
1969	Dick Gold	50	3	43
1970	Ron Cash	47	3	47
1971	Herb Sikes	44	8	29
1972	John LiBrandi	58	4	62
1973	Rick Langford	39	6	43
1974	Guillermo Bonilla	44	5	37
1975	Steve Tebbetts	42	5	41
1976	Terry Kennedy	64	21	64
1977	Carlos Lezcano	46	9	66
1978	Bob Benda	59	6	60
1979	Mike Fuentes	70	16	63
1980	Mike Fuentes	79	21	84
1981	Jeff Ledbetter	95	23	78
1982	Jeff Ledbetter	124	42	105
1983	Rick Figueredo	86	17	66
1984	Frank Fazzini	89	29	87
1985	Frank Fazzini	118	33	109
1986	Paul Sorrento	86	22	80
1987	Ed Fulton	70	19	69
1988	Barry Blackwell	68	9	59
1989	Brad Parker	61	15	61
1990	Marc Ronan	60	6	75
1991	Pedro Grifol	80	16	58
1992	Chris Roberts	59	12	57
1993	Doug Mientkiewicz	47	4	40
1994	Doug Mientkiewicz	63	12	74
1995	Doug Mientkiewicz	80	19	75
1996	J.D. Drew	94	21	90
1997	Jeremy Morris	116	25	73
1998	Jeremy Salazar	91	19	69
1999	Marshall McDougall	106	28	104
2000	Ryan Barthelemy	71	14	59
2001	John-Ford Griffin	75	19	79
2002	Ryan Barthelemy	94	17	76
2003	Tony Richie	78	12	60
2004	Eddy Martinez-Esteve	81	19	57
2005	Gibbs Chapman	85	10	56
2006	Dennis Guinn	69	12	49
2007	Buster Posey	65	3	66
2008	Buster Posey	93	26	89
2009	Mike McGee	78	19	66
2010	Mike McGee	73	17	61
2011	James Ramsey	67	10	58
2012	Jayce Boyd	61	4	47
2013	Marcus Davis	62	9	56
2014	DJ Stewart	50	7	45
2015	DJ Stewart	59	15	62
2016	John Sansone	85	9	58
2017	Quincy Nieporte	82	11	41
2018	Cal Raleigh	54	13	44
2019	Drew Mendoza	56	16	60

Single-season high in **bold**

ERA CHAMPIONS

YR	PITCHER	ERA	ER	IP
1953	Max Long	1.90	9	42.2
1955	John Ash	2.41	11	41.0
1957	Tom Garcia	2.05	13	57.0
1958	Jack Bristol	1.16	10	77.2
1959	Frank Davis	1.60	18	101.1
1960	Frank Davis	2.46	22	80.2
1961	Ray McShane	2.92	17	52.1
1962	Allen Thomas	2.90	16	49.2
1963	Al Beccaccio	1.96	26	121.1
1964	Ken Creely	2.16	10	41.2
1965	Steve Marks	1.20	4	30.0
1966	Eddie Howell	1.46	14	85.2
1967	Mike Reibling	1.42	6	38.0
1968	Steve Mastin	1.27	15	106.0
1969	Craig Skok	1.34	11	74.0
1970	Gene Ammann	0.86	10	137.1
1971	Mac Scarce	1.00	4	36.0
1972	Mike Scarce	1.89	7	33.1
1973	Danny O'Brien	1.92	11	51.2
1974	Larry Jones	2.49	25	90.1
1975	Danny O'Brien	1.48	23	140.0
1976	Jackie Smith	2.36	19	72.1
1977	Mike McLeod	2.31	16	62.1
1978	Jim Riley	2.94	36	110.1
1979	Joe Nichols	2.64	9	30.2
1980	Rick Hatcher	2.95	28	85.1
1981	Tim Phillips	2.83	23	73.2
1982	Jay Keeler	3.00	28	84.0
1983	Bruce Tanner	2.44	18	66.1
1984	Ray Revak	3.71	54	131.0
1985	Doug Little	2.31	39	151.1
1986	Mike Loynd	2.45	45	164.2
1987	Chris Pollack	2.66	38	128.1
1988	Matt Dunbar	1.88	11	52.1
1989	Mike Brady	2.25	16	64.0
1990	Brad Gregory	2.43	25	92.2
1991	John Neadeu	1.67	6	32.1
1992	LaWhit Lizzmore	2.10	7	30.0
1993	Jonathan Johnson	1.68	20	107.1
1994	Paul Wilson	2.08	33	143.0
1995	Phil Olson	1.19	5	37.2
1996	Mike Davis	2.26	15	59.2
1997	Zach Diaz	3.26	25	69.0
1998	Mike DiBlasi	1.14	4	31.2
1999	Chris Ginn	1.31	5	34.1
2000	Nick Whidden	1.60	6	33.2
2001	Eric Roman	0.89	4	40.1
2002	Daniel Hodges	2.56	18	63.1
2003	Daniel Hodges	2.08	12	52.0
2004	Kevin Lynch	2.43	10	37.0
2005	Kevin Lynch	2.03	14	62.0
2006	Luke Tucker	1.06	4	34.0
2007	Jimmy Marshall	1.39	5	32.1
2008	Bo O'Dell	3.60	22	55.0
2009	Sean Gilmartin	3.49	38	98.0
2010	Daniel Bennett	3.51	16	41.0
2011	Sean Gilmartin	2.09	28	120.1
2012	Robert Benincasa	1.32	6	41.0
2013	Scott Sitz	2.09	22	94.2
2014	Jameis Winston	1.08	4	33.1
2015	Billy Strode	1.80	7	35.0
2016	Alec Byrd	2.20	8	32.2
2017	Tyler Holton	2.34	31	119.1
2018	Drew Parrish	2.52	30	107.0
2019	Chase Haney	2.41	10	37.1

Single-season low in **bold**

YEAR-BY-YEAR HITTING



YEAR	G	AB	R	H	RBI	AVG	2B	3B	HR	TB	SLG	BB	SO	SB	CS	SH	SF	HBP
2019	65	2151	433	572	405	.266	114	13	81	955	.444	383	620	47	17	19	31	84
2018	62	2053	414	545	362	.265	123	6	67	881	.429	390	486	36	13	22	33	74
2017	69	2317	502	627	457	.271	118	11	77	998	.431	396	527	59	15	34	39	90
2016	63	2159	460	635	405	.294	142	12	57	972	.450	332	439	64	18	26	36	92
2015	65	2154	435	558	387	.259	113	6	59	860	.399	379	552	60	19	26	23	96
2014	60	2001	393	547	363	.273	110	12	26	759	.379	330	439	58	15	26	42	84
2013	64	2101	435	604	394	.287	146	18	35	891	.424	359	390	44	27	32	33	104
2012	67	2229	459	627	413	.281	139	10	46	924	.415	368	451	63	25	25	38	96
2011	65	2250	474	660	428	.293	152	9	61	1013	.450	381	490	76	20	23	34	80
2010	68	2291	543	688	485	.300	147	22	86	1137	.496	402	489	97	18	36	44	61
2009	63	2152	550	691	496	.321	163	16	89	1153	.536	386	475	94	28	33	46	68
2008	68	2450	663	869	603	.355	163	22	103	1385	.565	435	435	68	37	32	45	75
2007	58	2256	562	789	499	.350	172	21	53	1162	.515	308	330	75	20	33	35	66
2006	65	2268	483	677	440	.299	125	18	69	1045	.461	319	450	99	29	37	36	70
2005	73	2421	484	706	446	.292	150	18	55	1057	.437	396	504	113	35	62	47	75
2004	68	2393	530	732	473	.306	145	24	81	1168	.488	347	472	89	18	36	40	74
2003	68	2362	574	727	509	.308	161	19	81	1169	.495	371	416	98	27	36	32	77
2002	74	2601	638	822	588	.316	179	20	84	1293	.497	380	476	82	31	26	40	94
2001	66	2287	500	703	443	.307	161	17	67	1099	.481	313	410	101	36	18	42	97
2000	72	2554	573	814	522	.319	180	20	82	1280	.501	362	449	80	28	15	33	86
1999	71	2539	645	831	592	.327	176	15	111	1370	.540	408	527	89	29	12	26	78
1998	73	2540	638	779	560	.307	160	19	85	1232	.485	395	500	94	34	36	37	84
1997	67	2360	635	736	564	.312	145	17	114	1257	.533	403	467	160	42	37	29	74
1996	69	2310	596	744	525	.322	152	22	66	1138	.493	370	436	124	41	41	41	52
1995	69	2344	561	886	506	.293	127	23	69	1066	.455	396	437	162	45	34	37	49
1994	75	2498	508	739	454	.296	153	34	48	1104	.442	347	429	132	60	53	31	55
1993	65	2141	424	599	366	.280	111	13	48	880	.411	361	449	120	62	38	28	40
1992	70	2354	472	706	412	.300	161	17	49	1048	.445	301	453	105	54	26	35	53
1991	71	2462	543	733	468	.298	154	12	76	1139	.463	335	443	116	68	20	25	61
1990	72	2427	555	742	475	.306	182	18	44	1092	.450	407	393	165	81	23	36	39
1989	72	2391	513	693	428	.290	109	10	55	987	.413	444	422	162	64	29	36	37
1988	69	2292	567	690	482	.302	99	19	63	1018	.443	422	415	197	45	33	32	48
1987	73	2419	579	742	495	.307	125	27	94	1203	.493	458	387	232	71	39	31	29
1986	74	2464	655	801	565	.325	150	20	84	1243	.504	449	365	184	65	31	40	23
1985	82	2872	786	947	698	.330	143	26	146	1580	.550	500	415	120	34	20	38	34
1984	84	2866	644	833	561	.291	149	18	99	1315	.459	555	520	116	65	25	44	46
1983	74	2440	593	737	518	.302	139	15	89	1173	.481	483	320	129	45	30	36	42
1982	74	2563	752	839	658	.327	159	33	131	1264	.568	524	305	121	26	13	33	38
1981	79	2664	638	807	561	.303	148	16	113	1326	.498	422	337	94	25	8	38	31
1980	63	2100	630	708	550	.337	124	24	94	1142	.558	426	266	101	24	11	30	27
1979	61	1970	494	629	435	.319	105	18	82	1016	.512	335	266	94	16	11	35	22
1978	62	1989	457	614	367	.309	93	18	49	890	.447	318	282	104	25	24	22	23
1977	50	1696	380	459	326	.271	70	21	61	777	.458	275	282	105	18	16	28	18
1976	53	1708	453	524	378	.307	92	19	64	846	.495	334	263	87	21	15	24	19
1975	59	1999	371	599	321	.300	96	20	48	879	.440	262	246	118	30	21	29	16
1974	63	2032	320	545	279	.268	74	14	27	728	.358	271	238	68	22	10	21	13
1973	59	1975	331	570	273	.289	90	28	22	782	.396	272	259	96	41	21	21	20
1972	68	2305	473	670	403	.291	101	35	46	979	.425	365	334	78	-	-	-	-
1971	57	1875	341	528	301	.282	74	26	46	792	.422	251	253	75	-	-	-	-
1970	59	1995	361	553	302	.277	65	30	23	747	.374	293	268	90	-	-	-	-
1969	52	1769	303	483	257	.273	59	35	31	705	.399	217	336	69	-	-	-	-
1968	41	1398	281	397	233	.284	49	26	29	585	.418	216	260	50	-	-	-	-
1967	46	1474	214	345	173	.234	50	11	20	477	.324	213	215	57	-	-	-	-
1966	52	1808	417	541	354	.294	80	29	52	828	.458	277	226	105	-	-	-	-
1965	44	1475	301	414	273	.281	60	24	37	633	.429	188	217	44	-	-	-	-
1964	-	-	-	-	-	-	-	-	-	-	-	-	-	-	-	-	-	-
*1963	32	1104	210	314	167	.284	42	12	18	421	.381	115	157	17	-	-	-	-
*1962	28	1011	209	307	164	.304	47	15	27	465	.460	143	133	60	-	-	-	-
*1961	25	904	195	278	161	.308	28	15	14	378	.418	129	129	44	-	-	-	-
1960	-	-	-	-	-	-	-	-	-	-	-	-	-	-	-	-	-	-
*1959	26	904	202	261	165	.289	38	7	13	352	.389	179	144	31	-	-	-	-
*1958	24	847	186	251	158	.296	34	18	15	366	.432	87	115	60	-	-	-	-
1948-57	-	-	-	-	-	-	-	-	-	-	-	-	-	-	-	-	-	-

BOLD - school record

*Regular Season Statistics Only



YEAR-BY-YEAR PITCHING

YEAR	W-L-T	SV	ERA	CG	SHO	IP	H	R	ER	BB	SO	HBP	PO	A	E	FLD%
2019	42-23	17	4.42	0	4	570.2	523	325	280	272	657	39	1712	534	84	.964
2018	43-19	14	3.93	4	5	559.1	475	281	244	249	635	54	1678	566	71	.969
2017	46-23	9	3.75	4	6	619.1	566	311	258	211	640	65	1858	678	78	.970
2016	41-22	8	3.69	1	3	568.0	517	293	233	225	513	64	1704	678	78	.968
2015	44-21	16	3.87	1	4	584.0	576	312	251	222	578	42	1752	645	93	.963
2014	43-17	11	3.08	4	7	543.0	482	217	186	182	432	37	1629	713	72	.970
2013	47-17	13	2.92	1	7	567.2	519	238	184	189	501	39	1703	640	82	.966
2012	50-17	21	3.47	0	7	598.1	569	275	231	228	498	41	1795	673	81	.968
2011	46-19	24	3.81	1	6	584.0	539	290	247	243	493	48	1752	717	71	.972
2010	48-20	20	4.39	0	2	598.2	597	356	292	272	544	60	1796	735	80	.969
2009	45-18	13	4.58	2	0	551.2	532	355	281	303	468	65	1655	698	97	.960
2008	54-14	15	4.16	2	3	597.0	578	344	276	266	504	61	1791	657	103	.960
2007	45-13	13	3.57	0	5	552.0	502	259	219	211	482	58	1656	644	60	.975
2006	44-21	13	3.54	2	7	587.0	572	296	231	228	519	59	1761	739	86	.967
2005	53-20	18	3.53	2	2	648.2	629	322	255	249	538	65	1949	821	95	.967
2004	45-23	13	4.23	2	3	606.1	617	376	285	221	501	70	1819	708	124	.953
2003	54-13-1	13	2.96	2	9	613.2	563	276	202	187	569	33	1841	734	95	.964
2002	60-14	22	3.96	4	4	660.2	686	351	291	181	522	55	1982	799	99	.966
2001	47-19	17	3.47	3	4	588.1	598	301	227	204	520	66	1765	633	115	.954
2000	53-19	12	3.23	7	6	648.2	599	303	233	244	631	51	1946	801	119	.958
1999	57-14	17	3.18	2	2	633.0	542	270	224	268	662	53	1899	748	102	.963
1998	53-20	14	3.78	7	7	647.0	605	337	272	330	557	53	1941	897	100	.966
1997	50-17	16	4.13	7	3	606.1	609	331	278	242	580	51	1819	773	108	.960
1996	52-17	12	3.55	9	3	598.0	549	296	236	284	523	60	1794	770	108	.960
1995	53-16	9	2.72	12	7	621.1	514	249	188	259	628	48	1864	808	101	.964
1994	53-22	14	3.09	16	8	659.0	568	271	226	258	680	46	1977	895	81	.973
1993	46-19	11	2.90	10	8	589.0	509	229	190	254	620	35	1767	769	81	.969
1992	49-21	15	3.02	14	7	617.2	524	267	207	294	629	32	1853	789	118	.957
1991	57-14	17	3.37	14	8	637.2	575	273	239	250	637	18	1913	747	89	.968
1990	57-15	29	3.19	13	5	636.2	650	290	226	215	573	34	1915	864	124	.957
1989	54-18	15	3.06	10	12	647.2	559	275	220	256	657	27	1942	780	107	.962
1988	50-18-1	16	3.35	9	3	607.2	602	309	226	256	592	17	1823	698	128	.952
1987	55-18	15	3.40	15	3	639.0	581	319	242	287	612	16	1917	719	113	.959
1986	61-13	18	3.64	21	7	637.1	595	333	258	266	718	23	1912	755	115	.958
1985	59-23	17	3.72	13	10	711.2	653	406	294	371	578	28	2135	894	155	.952
1984	55-29	16	4.48	13	4	738.0	756	464	367	310	502	22	2212	1126	167	.952
1983	55-18	13	3.93	11	4	630.0	574	333	275	315	495	20	1890	899	123	.958
1982	56-17	11	4.18	12	8	634.2	586	375	295	319	492	17	1904	812	123	.957
1981	56-23	17	4.31	13	3	665.2	716	407	319	310	483	22	-	-	-	.953
1980	51-12	6	4.07	16	6	521.2	546	306	236	253	317	13	-	-	-	.956
1979	43-17-1	8	4.27	24	4	501.2	538	272	238	193	314	11	-	-	-	.965
1978	44-18	7	4.37	22	4	498.1	529	303	242	267	332	23	-	-	-	.951
1977	37-13	1	3.51	11	4	432.1	375	226	169	241	349	6	1297	445	90	.951
1976	40-16	6	3.32	15	5	411.2	332	163	159	263	376	21	-	-	-	.949
1975	49-10	12	2.07	25	15	516.1	366	116	119	241	411	29	1549	598	86	.961
1974	37-25	10	3.28	23	6	535.1	460	269	195	280	401	18	-	-	-	-
1973	38-21	17	2.89	14	11	513.1	413	218	165	272	383	12	-	-	-	.954
1972	45-23	21	3.52	19	2	594.2	578	325	233	340	382	-	-	-	-	-
1971	41-16	27	2.76	9	10	489.2	376	208	150	242	424	-	-	-	-	-
1970	49-9-1	-	1.49	27	15	532.1	349	144	88	278	528	-	-	-	-	-
1969	39-12-1	-	1.98	27	7	457.2	375	158	101	155	404	-	-	-	-	-
1968	35-6	-	2.27	14	9	372.2	296	120	94	149	369	-	-	-	-	-
1967	30-14	-	2.48	25	5	245.2	329	155	108	132	330	-	-	-	-	-
1966	39-13	-	2.67	-	8	455.2	360	185	135	178	413	-	-	-	-	-
1965	32-11-1	-	3.25	-	2	371.1	318	170	134	150	261	-	-	-	-	-
1964	-	-	-	-	-	-	-	-	-	-	-	-	-	-	-	-
*1963	22-10	-	2.61	-	4	276.0	204	124	80	155	157	-	-	-	-	-
*1962	17-11	-	4.43	9	0	250.0	269	178	123	152	181	-	-	-	-	-
*1961	20-5	-	3.62	12	2	219.0	231	126	88	89	150	-	-	-	-	-
1960	-	-	-	-	-	-	-	-	-	-	-	-	-	-	-	-
*1959	17-9	-	2.47	11	3	233.1	190	111	64	90	179	-	-	-	-	-
*1958	19-5	-	2.47	13	2	212.0	165	91	58	82	189	-	-	-	-	-
1948-57	-	-	-	-	-	-	-	-	-	-	-	-	-	-	-	-

BOLD - school record

*Regular Season Statistics Only



YEAR-BY-YEAR RECORD/FINAL RANKINGS



YEAR	COACH	CAPTAINS	W-L-T	Postseason	CB	BA	USA	NCBWA	D1	PG
1948	Charlie Armstrong 1	Ron Nettles	9-8-0	--	--	--	--	--	--	--
1949	Charlie Armstrong 2	Sam Cox	11-8-0	--	--	--	--	--	--	--
1950	Charlie Armstrong 3	Bob Trowbridge	13-7-0	--	--	--	--	--	--	--
1951	Charlie Armstrong 4	Augie Pompelia	13-6-0	--	--	--	--	--	--	--
1952	Ralph Matherly 1	Bob Trowbridge	17-4-0	--	--	--	--	--	--	--
1953	Ralph Matherly 2	Billy "Cooter" Mills	13-10-1	--	--	--	--	--	--	--
1954	Ralph Matherly 3	Bob Hudson	13-9-0	--	--	--	--	--	--	--
1955	Danny Litwhiler 1	Billy Campbell, Bob Hudson	17-0-0	--	--	--	--	--	--	--
1956	Danny Litwhiler 2	Max Long	25-7-0	District 3	--	--	--	--	--	--
1957	Danny Litwhiler 3	Carlee Hendrix	22-9-0	Coll. World Series	--	--	--	--	--	--
1958	Danny Litwhiler 4	Dick Howser	20-7-0	District 3	--	--	--	--	--	--
1959	Danny Litwhiler 5	Dale Koch	22-11-0	District 3	--	--	--	--	--	--
1960	Danny Litwhiler 6	Ray Bazzell	13-9-0	--	--	--	--	--	--	--
1961	Danny Litwhiler 7	Frank Davis, Jack Dull	21-7-0	District 3	17	--	--	--	--	--
1962	Danny Litwhiler 8	Ray McShane, Bob Madison	23-14-0	Coll. World Series	4	--	--	--	--	--
1963	Danny Litwhiler 9	Al Beccaccio	26-13-0	Coll. World Series	6	--	--	--	--	--
1964	Fred Hatfield 1	Jim Reed	23-13-0	--	--	--	--	--	--	--
1965	Fred Hatfield 2	Gerry Chmielewski	32-11-1	Coll. World Series	5	--	--	--	--	--
1966	Fred Hatfield 3	Dick Fernandez	39-13-0	District 3	9	--	--	--	--	--
1967	Fred Hatfield 4	Roy Mewbourne	32-14-0	District 3	13	--	--	--	--	--
1968	Fred Hatfield 5	Chuck Cole, Bob Canty	35-6-0	District 3	12	--	--	--	--	--
1969	Jack Stallings 1	Dick Gold, Mike Easom	38-13-1	--	10	--	--	--	--	--
1970	Jack Stallings 2	Dick Nichols	49-9-1	Coll. World Series	2	--	--	--	--	--
1971	Jack Stallings 3	Harry Saferight, Ron Cash	41-17-0	--	23	--	--	--	--	--
1972	Jack Stallings 4	Ken Doria, Mike Scarce	45-23-0	District 3	19	--	--	--	--	--
1973	Jack Stallings 5	John Librandi, Danny Williams	38-21-0	--	24	--	--	--	--	--
1974	Jack Stallings 6	Randy Davidson	37-25-1	--	--	--	--	--	--	--
1975	Woody Woodward 1	Randy Davidson	49-10-0	Coll. World Series	7	--	--	--	--	--
1976	Woody Woodward 2	Craig Eaton	40-16-0	NCAA Regionals	--	--	--	--	--	--
1977	Woody Woodward 3	Larry Jones	37-13-0	--	--	--	--	--	--	--
1978	Woody Woodward 4	Brooks Carey, Greg Jones	44-18-0	NCAA Regionals	--	--	--	--	--	--
1979	Dick Howser 1	Craig Patterson	43-17-1	NCAA Regionals	27	--	--	--	--	--
1980	Mike Martin 1	Don DeLoach, Craig Ramsey	51-12-0	Coll. World Series	7	--	--	--	--	--
1981	Mike Martin 2	Mike Fuentes, Rick Hatcher	56-23-0	NCAA Regionals	16	14	--	--	--	--
1982	Mike Martin 3	Jeff Ledbetter	56-17-1	NCAA Regionals	22	16	--	--	--	--
1983	Mike Martin 4	Mike Yastrzemski, Rick Figueredo	55-18-1	NCAA Regionals	15	7	--	--	--	--
1984	Mike Martin 5	Jody Reed, Jeff Gray	55-29-0	NCAA Regionals	--	--	--	--	--	--
1985	Mike Martin 6	Frank Fazzini, Jimmy Jones	59-23-0	NCAA Regionals	20	12	--	--	--	--
1986	Mike Martin 7	Luis Alicea, Doug Little, Mike Loynd	61-13-0	Coll. World Series	2	2	--	--	--	--
1987	Mike Martin 8	Ed Fulton, Jose Marzan	55-18-0	Coll. World Series	6	6	--	--	--	--
1988	Mike Martin 9	Barry Blackwell, Edwin Alicea	50-18-1	NCAA Regionals	15	17	--	--	--	--
1989	Mike Martin 10	Clyde Keller	54-18-0	Coll. World Series	3	4	--	--	--	--
1990	Mike Martin 11	Marc Ronan, Gar Finnvoid	57-15-0	NCAA Regionals	10	8	--	--	--	--
1991	Mike Martin 12	Pedro Grifol, Eduardo Perez, Ricky Kimball	57-14-0	Coll. World Series	7	5	--	--	--	--
1992	Mike Martin 13	Chris Roberts, Nandy Serrano, Roger Bailey	49-21-0	Coll. World Series	5	9	6	--	--	--
1993	Mike Martin 14	Ty Mueller, John Wasdin	46-19-0	NCAA Regionals	22	15	13	--	--	--
1994	Mike Martin 15	Link Jarrett, Jack Niles	53-22-0	Coll. World Series	6	7	6	--	--	--
1995	Mike Martin 16	Randy Hodges, Mike Martin, Jr., Doug Mientkiewicz	53-16-0	Coll. World Series	5	3	4	--	--	--
1996	Mike Martin 17	Scooby Morgan, Steve Nedeau	52-17-0	Coll. World Series	6	6	5	--	--	--
1997	Mike Martin 18	Jeremy Morris, Scott Zech, Chuck Howell	50-17-0	NCAA Regionals	9	9	9	--	--	--
1998	Mike Martin 19	Jeremy Salazar, Brooks Badeaux, Jose Zabala, Brian Cox	53-20-0	Coll. World Series	8	7	8	--	--	--
1999	Mike Martin 20	Chris Chavez, Zach Diaz, Jeremiah Klosterman	57-14-0	Coll. World Series	2	2	2	--	--	--
2000	Mike Martin 21	Mike DiBlasi, John Halliday, Marshall McDougall	53-19-0	Coll. World Series	3	3	3	--	--	--
2001	Mike Martin 22	Karl Jerigan, Brett Groves	47-19-0	NCAA Supers	9	10	10	--	--	--
2002	Mike Martin 23	Ryan Barthelemy, Blair Varnes, Mike Futrell	60-14-0	NCAA Supers	9	7	9	--	--	--
2003	Mike Martin 24	Matt Lynch, Daniel Hodges, Tony Richie	54-13-1	NCAA Supers	9	6	8	--	--	--
2004	Mike Martin 25	Aaron Cheesman	45-23-0	NCAA Supers	14	14	14	--	--	--
2005	Mike Martin 26	Aaron Cheesman	53-20-0	NCAA Supers	15	16	14	11	--	--
2006	Mike Martin 27	Matt DiBlasi, Ryne Malone, Shane Robinson	44-21-0	NCAA Regionals	24	--	20	24	--	--
2007	Mike Martin 28	Bryan Henry	45-13-0	NCAA Regionals	10	14	15	14	--	--
2008	Mike Martin 29	Buster Posey, Jack Rye	54-14-0	Coll. World Series	7	7	8	8	--	--
2009	Mike Martin 30	Jimmy Marshall, Ruairi O'Connor, Tommy Gravetz	45-18-0	NCAA Supers	10	9	10	10	--	--
2010	Mike Martin 31	Stephen Cardullo, Tyler Holt	48-20-0	Coll. World Series	6	6	6	6	--	--
2011	Mike Martin 32	Mike McGee, Stuart Tapley	46-19-0	NCAA Supers	9	8	9	10	--	--
2012	Mike Martin 33	James Ramsey	50-17-0	Coll. World Series	4	4	3	4	--	--
2013	Mike Martin 34	Justin Gonzalez	47-17-0	NCAA Supers	12	12	13	12	--	--
2014	Mike Martin 35	Justin Gonzalez	43-17-0	NCAA Regionals	23	19	21	23	--	--
2015	Mike Martin 36	Mike Compton, DJ Stewart	44-21-0	NCAA Supers	23	19	21	23	--	--
2016	Mike Martin 37	Mike Compton, John Sansone	41-22-0	NCAA Supers	14	13	13	13	14	17
2017	Mike Martin 38	Drew Carlton, Taylor Walls	46-23-0	Coll. World Series	6	6	6	6	6	9
2018	Mike Martin 39	Tyler Holton, Cal Raleigh	43-19-0	NCAA Regionals	--	20	21	22	21	17
2019	Mike Martin 40	Drew Mendoza, Drew Parrish	42-23-0	Coll. World Series	6	7	7	6	8	8

CB - Collegiate Baseball; BA - Baseball America; USA - USA Today/ESPN/Baseball Weekly; D1 - D1Baseball.com; PG - Perfect Game

ALL-TIME LETTERMEN (ALPHABETICAL)

A

Joe Adams	1975
Josh Adeb	1995
Tyler Ahearn	2018-19
Reese Albert	2018-19
Bobby Alexander	1982
Terry Alexander	1976
Giovanny Alfonso	2012-13
Edwin Alicea	1987-88
Luis Alicea	1984-86
Roy Alvarez	1980
Gene Ammann	1968-70
Jack Anderson	2019
Travis Anderson	2006-07
Rhett Aplin	2017-18
Bob Armstrong	1992
Johnny Ash	1954-56
Bill Ashford	1982-83
Gary Ashley	1953-56
Al Ashmont	1985
Jim Atwood	1953-56
Mike Augustine	1961-63
Tony Avitable	1953-56
Don Axon	1959

B

Brooks Badeaux	1995-98
Lee Bailey	1951
Roger Bailey	1990-92
Nico Baldor	2019
Pichi Balet	2000
Blake Balkcom	2003
Jeff Bankston	1972-73
Rob Bargas	1989-90
Mark Barineau	1981-83
Ryan Barthelemy	1999-02
Ron Bartlett	1976-79
Chuck Barton	1964
Joe Baxter	1968-69
Clay Baynham	1976
Harold Bazzell	1953
Ray Bazzell	1957-60
Mason Bean	1972-73
Bill Bearse	1965
Al Beccaccio	1960-62
Tim Becker	2019
David Bedingfield	1977
Mike Bell	1994-95
Bob Benda	1976-77
Robert Benincasa	2010-12
Wayne Benner	1952
Daniel Bennett	2010-11
Paul Benson	1960
John Bentley	1997-98, 00-01
Michele Bertoldi	1991
Allen Bevis	1989-92
Boomer Biegalski	2015
Chip Bifano	1976-77
Kyle Bird	2012-13
Ham Bisbee	1955
Barry Blackwell	1985-88
Garrett Blanton	1989-91
Taylor Blatch	2014-16
Tony Biasucci	1983
Ralph Blinn	1952-53
Jon Bolin	1990-91
Rich Bombard	1979
Phil Bondack	1962-63
Bob Bondi	1954-57
Jimmy Bonenberger	1997
Juan Bonilla	1974-77
Alex Boston	2004
Rafael Bournigal	1987
Rafael Bournigal	2018
Jerry Boxer	1957
Ken Boyce	1954
George Boyd	1949-50

Jayne Boyd	2010-12
LaDon Boyd	1967
Scott Boyd	2000-01
Mike Brady	1987-90
Wil Breton	2011
Mike Bretz	1976-79
Harry Bringerger	1951
John Bristol	1955-57
Jose Brizuela	2012-14
Chris Brock	1989-92
Kevin Brooks	1977-78
Marty Brooks	1965-67
Terry Brooks	1969
Billy Brown	1996
Craig Brown	1969-70
Dave Brown	1974
Forrest Brown	1953-54
Jerrold Brown	2002-03
Lamar Brown	1948-50
Pete Brown	1985
Randy Brown	1964-66
Barret Browning	2005-06
Terry Browning	1968-69
Parker Brunelle	2008-11
Tommy Bryant	1983
Terrell Buckley	1990
Tye Buckley	2010-11
Travis Burge	2006-07
Jeff Burger	1969
Kenny Burkhead	2013-14
Joe Burns	1969
Royce Burt	1949
Dylan Busby	2015-17
Jim Busby	1974-75
Thad Busby	1995
Brian Busch	2009-12
Dave Buss	1959-60
Bryan Bussey	2016-17
Steve Butler	1994-95
Mike Buttery	1994
Rod Byerly	1987-88
Lee Byers	1961-64
Alec Byrd	2014-17
Clint Byrd	1998

C

Elijah Cabell	2019
Vince Calandra	1984-85
Howard Calhoun	1948
Billy Campbell	1952-55
Ed Camposano	1968
Eddie Cannon	2003-04
Bob Canty	1966-68
Bill Cappleman	1967
Stephen Cardullo	2007-10
Brooks Carey	1975-78
Nick Carfaro	1966
Drew Carlton	2015-17
Bob Carroll	1972-73
Doug Casey	1978-79
Buddy Cash	1950
Kevin Cash	1997-99
Ron Cash	1970-71
Sid Cash	1990-91
Kyle Cavannaugh	2017-18
Chris Cawthon	1981-82
Leon Chalhub	1964
Brian Chambers	2004-07
Tyler Chambliss	2004-06
Gibbs Chapman	2004-05
Dave Chappell	1974
Chris Chavez	1996-99
Aaron Cheesman	2002-05
Gerald Chmielewski	1963-65
Randy Choate	1995-97
Greg Clayborne	1986-88
Bob Clem	1959-60
Matt Clements	1988-89

Al Cleveland	1969-70
Charles Cleveland	2005-06
Larry Cocks	1969-70
Hal Cohen	1982
Chester Cole	1965-67
Chris Cole	2001
Robby Coles	2013
James Colzie	1994
Rick Colzie	1973-74
Mike Compton	2012, 14-16
Chuck Cone	1966-68
Skip Cone	1971-72
Harold Conrad	1948
David Cook	1966-68
John Cook	1992
Tom Cook	1968
Dave Cooper	1976-77
Mike Coppins	1957-60
Lee Corso	1954-57
Jerry Couch	1958-59
Mark Coulter	1976-77
Brian Cox	1997-98
Sam Cox	1949
Bob Craft	1966-68
Keith Craig	1980-81
Wes Crawford	1998
Ken Creely	1964-65
Buddy Cribb	1988-90
Charlie Cruz	1992-95
John Cuesta	1953
Mike Cullen	1980-81
Greg Culpepper	1979
Ben Curry	1975-78

D

Dave Dahlen	1963-64
Ohmed Danesh	2007-10
Bill Daniel	1974-75
Jim Daniel	1960-61
Phil Darnunzio	1989
Tyler Daughtry	2017
Daniel Davidson	2002-03
Randy Davidson	1974-75
Bret Davis	1988
Frank Davis	1960-61
Hunter Davis	2004
Josh Davis	1996
Marcus Davis	2013
Mike Davis	1996
Tim Davis	1991-92
Tom Davis	1962-64
Danny De La Calle	2014-15
Nander De Sedas	2019
Eric Deddens	1983-84
Alex Deise	2015-16
Don DeLoach	1978-81
Tony Delmonico	2008
Josh Delph	2012-15
Ben DeLuizio	2014-16
Greg Dennis	1983
Nick Derr	2017-18
Jim DeVane	1955
Danny Diaz	2005-06
Matt Diaz	1998-99
Zach Diaz	1996-99
Matt DiBlasi	2003-06
Michael DiBlasi	1997-00
Paul Dirks	1962-64
Paul DiToma	1965
Kevin Dodge	1981-82
Jerry Donnaway	1957-58
Ken Doria	1971-72
Danny Dowell	1981-83
Steve Downey	1974
J.D. Drew	1995-97
Stephen Drew	2002-04
John Drews	1974
Shane Drohan	2018-19

Jay Drivas	1984
Chip Drobine	1986
Dean Duchak	1965-67
Jack Dull	1960-61
Marc Dunbar	1990-91
Matt Dunbar	1987-90
Chris Dunn	1986
Andrew Durden	2010

E

Mike Easom	1966-68
Taiwan Easterling	2010-11
Craig Eaton	1975-76
Frank Echols	1962-63
Scott Edwards	1989
Jon Egerton	1987
Rudy Eidle	1955-58
Mike Eisey	1973-74
Gary Elliott	1961-63
Jack Emerick	1979-80
Mike English	1967-69
Roy Eppley	1985
Donny Erickson	1987-88
Tyler Everett	2008-11

F

Matt Fairel	2007-08
Sam Fann	1949-50
Terry Farmer	1973-74
Adam Faurot	1995-96
Frank Fazzini	1983-85
Ed Feely	1961
Kenny Felder	1990-92
George Ferguson	1961-62
John Ferguson	1968-70
Dave Fernald	1971-73
Dick Fernandez	1964-66
Joe Fernandez	1953
Robert Ferrar	1962-63
Carl Ferraro	1981
Mike Fields	1978-79
Rick Figueroa	1980-83
Bien Figueroa	1985-86
Gar Finnvolch	1989-90
Ken Fischer	1979-82
Robin Flake	1970-72
J.C. Flowers	2017-19
Victor Floyd	1987
Jonathan Folsom	2015
Raylan Foster	2018-19
Ray Fox	1975-78
Jim Foxwell	1972-75
Pedro Frega	1968
Ben Francis	2008-09
Nick Francis	2005
Ed Frank	1972
Ron Fraser	1954-57
Clem Freeman	1981
Mike Freeman	1986
Pedro Frega	1968
Doug French	1961-62
Skylar Frey	2018
Mike Fuentes	1978-81
Bill Fuller	1970-72
Ed Fulton	1985-87
Mike Futrell	1999-02

G

John Gagnon	1979-80
Randy Gailey	1972-73
Tom Garcia	1955
Linwood Garrett	1967-68
Dave Garrison	1994
John Gast	2008-10
Evan Geist	2012-13
Steve Gelmine	1982-85
Alan Gentry	1983-84
Wayne Giardino	1964-65

ALL-TIME LETTERMEN (ALPHABETICAL)



Mark Gilbert	1975, 77-78	Daniel Hodges	2000-03	Hayden Kelly	2015-16	T.R. Marcinczyk	1993
Mark Gilda	2006-07	Randy Hodges	1992-95	Terry Kennedy	1975-77	Chris Marconcini	2015
Brian Gilliland	1989-90	Jeff Hogan	1967-69	Fred Kenney	1956-58	Brent Marsh	2006
Sean Gilmartin	2009-11	Jerry Hohne	1959-60	Keith Kidd	1985-86	Jimmy Marshall	2006-09
Chris Ginn	1998-01	John Holland	2012	Ricky Kimball	1968-91	Mike Martin	1965-66
Marc Giordano	1987-88	Rick Holloway	1978-79	Matthew Kinney	2016	Mike Martin, Jr.	1993-95
Jack Givens	1976-77	Tyler Holt	2008-10	John Keith	1969-71	Neil Martin	1965-66
Mike Givens	1974	Tyler Holton	2016-17	Ron Kings	1953	Robby Martin	2019
Steve Givens	1982-83	Bryant Holtmann	2012-15	John King	1959-60	Lionel Martinez	1980-81
Dick Gold	1967-69	Maury Hopkins	1965-66	Jeremiah Klosterman	1996-99	Eddy Martinez-Esteve	2003-04
Devin Gonzalez	2007	Bill Horne	1973-74	Brett Knief	2013-14	Steve Marks	1966
Justin Gonzalez	2010-14	Lee Howard	2012-14	Godfrey Knight	1948	Jose Marzan	1984-87
Rico Gonzalez	1986	Bill Howell	1961	Dale Koch	1958-59	John Mason	1967-68
JJ Gould	2013	Chuck Howell	1994-97	John Kolb	1981	Steve Mastin	1968
Conor Grady	2018-19	Ed Howell	1965-66	Curt Kole	1975	Jim Mathers	1966
Nick Graganella	2013-16	Martin Howell	1962-64	Dru Kole	1984-85	Lonnie Mathis	1969
Jeff Gray	1981-84	Dick Howser	1956-58	Steve Kovensky	1966-87	Floyd Matthews	1969
Caleb Graham	2006-07	Ed Howser	1980-81	Brian Kraft	2000	Kyle Maxie	2006
Lane Green	1966-68	Jason Hubbard	1999	Charlie Krausche	1961	Bob Mayer	1974-76
Harry Greene	1966-68	Bob Hudson	1953-55	Robert Kull	1963-65	Henry Mayfield	1996-98
Brad Gregory	1989-90	Scott Hudson	1997-99	Clayton Kwiatkowski	2017-19	Jim McArdle	1976-77
Glenn Gresham	1949-51	Bruce Huff	1976-79			Ryan McArdle	2006
Danny Griffin	1982-83	Gary Huff	1971-73			Clyde McBride	1963
John-Ford Griffin	1999-01	Ken Huff	1979-81			Monty McBride	1964-65
Joe Griffin	1975-77	J.C. Huquet	1999			Blair McCaleb	2000-02
Pedro Grifol	1989-91	Cade Hungate	2019			Owen McCarron	1956-58
Reggie Griggs	1997	Monroe Hunt	1964			Justin McClain	2000
Dave Grimes	1970-71	Phillip Hunt	1955-57			Chad McClellan	1966
Carl Gromek	1968-70	Gage Hutchinson	2018-19			Shawn McKorkel	1997-98
Greg Gromek	1968-71	George Hutchinson	1961			Gene McCormick	1958-60
Brett Groves	1998-01	Rick Hutchinson	1964-65			Kevin McCray	1992-93
Johnny Grubb	1970	Michael Hyde	2005-07			Jim McCune	1965
Randy Guemple	1972-73					Biane McDonald	1978
Dennis Guinn	2005-08	I				Jon McDonald	1998-00
Jim Gurzynski	1968-69	Vince Insoigna	1983-84			Marshall McDougall	1999-00
		J				Mike McGee	2008-11
H		Kevin Jackson	2010			Stephen McGee	2010, 12-13
Dan Haddock	1979	Rhett James	2003-04			Rick McGlone	1974-77
Mark Hallberg	2007	John Jane	1961			Joe McKinney	1965-66
John Halliday	1999-00	Ken Jaraback	1978			John McKinley	1977
Bill Hammond	1965	Lincoln Jarrett	1962			Mike McLeod	1975-77
Chase Haney	2016-17, 2019	Link Jarrett	1991-94			Dale McMahan	1966
Mike Haney	1964	Trent Jarvis	2005, 2007-08			John McNeese	1991
Dave Hanselman	1984	Karl Jernigan	1998-01			Tony McQuade	2001-03
Don Harbaugh	1969-71	Ryan Jernigan	2005			Charles McQuaig	1994
Jeff Hardy	1976-77	Barry Johnson	1988-89			Barry McQueen	1971
Todd Harrell	1994	Brandon Johnson	2011-14			Ray McShane	1960-62
Bryan Harris	1991-93	Cobi Johnson	2015-16, 18			Wayne Mears	1975
Dee Harris	1976	Jay Johnson	1962-64			Ronald Melton	1949-52
Ed Harris	1967-68	Jay Johnson	1979			Draw Mendoza	2017-19
Dean Harrison	1988-90	Jonathan Johnson	1993-95			Gary Merians	2011
Chris Hart	1999-03	Larry Johnson	1962-64			Bob Merry	1953
Rick Hatcher	1979-81	Sherman Johnson	2009-12			Mike Meschke	2009-10
Tim Hatcher	1980	Gordon Johnston	1961			Roy Mewbourne	1966-68
Chuck Hawkins	1965-66	Greg Jones	1976-78			Doug Mientkiewicz	1993-95
Larry Hawkins	1962	Hunter Jones	2003-05			Darren Miller	2015-16
Mark Haynes	1952	Jimmy Jones	1982-85			Jim Miller	1976-77
John Hearn	1968	Larry Jones	1974-77			Justin Miller	2002
Phil Hearn	1966	Bob Jordan	1967			Peter Miller	2011-14
Eric Heath	1998	Bob Jordan	1974			Seth Miller	2011-13
Ken Heath	1984	George Jordan	1992-93			Tim Miller	1994
George Hehemann	1953-55	Hayden Jordan	2013			Billy "Cooter" Mills	1952-54
Jim Helm	1966-68					Don Milner	1978-79
Matt Henderson	2016-17	K				Bart Mitchell	1982-84
Terry Henderson	1997-98	Randy Kaiser	1974			Dave Moates	1969
Carlee Hendrix	1954-57	Danny Kanell	1993-94			Dave Mobley	1977-79
Clint Hendry	1993-94	Andrew Karp	2016-18			Orson Mobley	1982
Bryan Henry	2005-07	Doug Kasimer	1969-71			Ladson Montgomery	2013-14
Tom Henson	1969-71	Jim Kaufman	1954-55			Tom Moore	1954
Spike Herald	1951	Bill Keck	1980			Dave Morano	1978
Jared Herron	2018	Jay Keeler	1980-82			Jack Morgan	1953
Joel Hicks	1976-77	John Keith	1969-71			Steve "Scooby" Morgan	1993-96
Chris Hitt	1995	Clyde Keller	1988-89			Todd Morgan	1982-84
Ron Herring	1973-74	Brian Kelley	2006			Al Moreya	1983
William Higginbotham	1953	Mike Kelley	1974-75			Jeremy Morris	1994-97
Windle Higginbotham	1974-75	Bob Kellogg	1974-75			Rick Moss	1970-71
Jeff Hill	1967-69	David Kelly	1998			Mitch Moyer	1975
Lance Hitchcock	1967-68					Ty Mueller	1989, 91-93



ALL-TIME LETTERMEN (ALPHABETICAL)

Les Mullen 1951-52
 Matt Mulroy 2014
 Dago Murphy 1948
 Don Murray 1964-65

N

Ray Navarro 2009
 John Nedeau 1990-93
 Steve Nedeau 1994-96
 Tim Nedin 1989
 Oscar Negron 1975
 Stephen Neill 1996
 Carl Nelson 1957-60
Matheu Nelson 2019
 Harvey Nemeroff 1974-75
 Roger Nettles 1967
 Jason Newlin 2002
 John Nicholas 1975-76
 Dave Nichols 1971-72
 Dick Nichols 1968-70
 Joe Nichols 1976-79
 Gary Nichols 1963-65
 Jerry Nielsen 1987-88
 Quincy Nieporte 2015-17
 Jack Niles 1993-94
 Randy Niles 1995-97
 John Nogowski 2012-14
 Connor Nolan 2011
 Klyne Nowlin 1952

O

Danny O'Brien 1973-75
 Sean O'Brien 2011-12
 Ruairi O'Connor 2005, 2007-09
 Bo O'Dell 2007-09
 Stephen Ochs 2005, 2007
 Phil Olson 1993-95
 Steve Oppenheim 1972
 Tommy Oravetz 2006-09
 Pat Osburn 1970
 George Otero 1998
 Danny Owen 1975-76
 Jackson Owens 2015

P

Joe Pacetti 1985
 Al Padgett 1948
 Gary Painter 1989-90
 Bert Palmer 1953
 Keith Parenteau 1980
 Billy Parker 1948-49
 Brad Parker 1988-90
 Derek Parker 1979
 Geoff Parker 2008-10
 Drew Parrish 2017-19
 Craig Patterson 1978-79
 Brant Peacher 2004-05
 Brent Pearson 2001
 Ray Pearson 1953
 Ed Peres 1973
 Eduardo Perez 1989-91
 Mark Peterson 2009
 Trent Peterson 2001-03
 Donovan Petrey 2016
 Gerald Philip 1957-58
 Tim Phillips 1980-82
 Chris Pinder 1984
 Charlie Pinkermann 1958
 Keith Pitchford 1962-63
 Bruce Pollack 1967
 Chris Pollack 1986-87
 Austin Pollack 2018-19
 Augie Pompelia 1950-51
 Ed Porcelli 1986-87
 Tom Porter 1969-70
 Buster Posey 2006-08
 Cory Posey 2000
 Jack Posey 2008-09, 11

Lynn Powell 1963
 Dave Price 1971-73
 Brad Prior 1976
 Jeff Probst 2001-02
 Scott Proctor 1996-98

R

Frank Radziwon 2004
 Cal Raleigh 2016-18
 Ronnie Ramirez 2016
 Craig Ramsey 1977-80
 James Ramsey 2009-12
 Cliff Ranew 1964-65
 Rocky Rau 1989-90
 Robby Read 2000-02
 Gene Ready 1964
 Derek Reams 1993
 Bob Reboin 1989-90
 Jim Reed 1964-65
 Jody Reed 1983-84
 Brandon Reichert 2007
 Ray Revak 1984-85
 Dave Rhino 1982
 Marty Rice 1971-74
 D'Vontrey Richardson 2007, 09
 Tony Richie 2001-03
 Kevin Richmond 2002-03
 Mike Riebling 1967-69
 Justin Rigney 1992
 Kevin Rigsby 1978
 Jim Riley 1978-79
 Dan Roatche 1970-72
 Chris Roberts 1990-92
 Pete Roberts 1967
 Clay Robertson 1987
 Kenny Robinson 1991
 Matt Robinson 1982-83
 Shane Robinson 2004-06
 Charlie Rodgers 1958-59
 Carlos Rodriguez 1975
 Raul Rodriguez 2004
 Nick Rogers 2001-02
 Louis Rojas 2004
 Eric Roman 2000-02
 John Rombough 1994
 Marc Ronan 1988-90
 Tom Rosa 1972-73
 Robert Rossell 1956-57
 Danny Rosen 2007
 Hank Ross 1959-60
 Jack Ross 1960-62
 Larry Rothschild 1974
 George Rountree 1962-64
 Mike Rudi 1987
 Jim Rushworth 1992
 Jack Rye 2005-08

S

Harry Saferlight 1970-71
 Rick Saffel 1979
 Tom Sailor 1982
 Jeremy Salazar 1995-98
 Mike Salvatore 2018-19
 Alec Sanchez 2019
 Chuck Sanders 1952-53
 Deion Sanders 1987
 Cole Sands 2016-18
 John Sansone 2013-16
 Jerry Santos 1988-89
 Pete Sarron 1965-66
 Mark Sauls 2003-06
 Matt Sauls 2003-04
 Craig Saxner 1985-86
 Bill Saunders 1976
 Hunter Scantling 2009-12
 Mac Scarce 1970-71
 Mike Scarce 1971-72
 Gaylden Schafer 1953

Jim Scheller 1970
 Ed Schneider 1980-81
 Mike Schmitz 1993
 Greg Schnute 1968-70
 Scott Schroeffel 1993-94
 Brian Schultz 2004
Jonah Scolaro 2018-19
 Robby Scott 2010-11
 Sam Scott 1999
 Jim SeEVERS 1955
 Riley SeEVERS 1955-57
 Brian Senior 1995-96
 Nandy Serrano 1991-92
 Ed Sessions 1951-52
 John Sheppard 1956-58
 Bob Sherman 1961
 Tim Sherrill 1972-73
 Buddy Shaw 1983
 Truby Shaw 1948
 Chad Sheffer 1993-94
 Ken Shimchak 1977-79
 Gordon Shirah 1954-56
 Jamey Shouppe 1981-82
 Bob Shupack 1953
 Howard Siegle 1974
 Herb Sikes 1971-72
 Dylan Silva 2013-15
 Ken Silvestri 1972
 Adam Simmons 2011-12
 Glen Simon 2003
 Scott Sitz 2010-13
 Bob Skala 1953
 Ross Skelton 1968
 Craig Skok 1968-69
 Mike Skoutelakis 1987
 Mike Slade 1969-72
 John Slaton 1959-60
 Ken Sloan 1966
 Frank Slusser 1957-58
 David Smalley 1980-83
 Mike Smalley 1998-99
 Luke Smierciak 2008
 Casey Smit 2013-14
Carter Smith 2019
 Chris Smith 1999-00
 Derrick Smith 2003-04
 Dwight Smith 1961-62
 Gage Smith 2011-14
 Jackie Smith 1976-77
 John Smith 1964
 Ken Smith 1951-52
 Ken Smith 1979-80
 Kevin Smith 1985
 Richie Smith 2001-02
 Roger Smith 1972-73
 Rick Snyder 1971-73
 Tom Snyder 1982
 David Sorokowski 1988-89
 Paul Sorrento 1984-86
 Bobby Spano 1999-00
 Kyle Spitzer 1960-62
 Josh Spivey 2005-07
 James Spooner 1967
 Stephen Spradling 2012
 Gary Sprague 1966
 Geoff Sprague 1996-97
 Ron Spkyer 1987
 Bill Stagland 1961
 Robby Stahl 2010-11
 Matt Stanford 1997
 Richard Steed 1975
 Scott Steintz 1989-90
 Darrel Stewart 1967
 DJ Stewart 2013-15
 Grant Stewart 2017
 Jason Stidham 2007-09
 Kent Stille 1963
 Nick Stocks 1998-99

Jack Straub 1953
 Ryan Strauss 2005-08
 Billy Strode 2013-15
 Ricky Stuart 1978
 Michael Stubbs 1988
 Len Sullivan 1967
 Marv Stringfellow 1965-67
 Ken Suarez 1963-64
 Walt Sumner 1968-69
 Bob Sutton 1966
Cooper Swanson 2018-19
 Harvey Sweeney 1955
 Alan Swindle 1980-82
 Ken Sylvestri 1975
 Carl Szymanski 1974

T

Steve Taddeo 1986-87
 Houston Taff 1966
 Jeff Tam 1993
 John Marc Tamayo 1988-90
 Jeff Tandlich 1974
 Bill Tanner 1948
 Bruce Tanner 1982-83
 Stuart Tapley 2008-11
 Buddy Teagle 1961-63
 George Tebbetts 1980
 Steve Tebbetts 1973-75
 Clint Thigpen 2000
 Al Thomas 1962-63
 Brady Thomas 2006-07
 Mike Thomas 1976
 Paul Thomas 1985-87
 Tom Thomas 1964-66
 Tony Thomas, Jr. 2005-07
 DiCarlo Thompson 2004
 Jeff Tibbitts 1991
 Mike Tice 1978
 Scott Toole 2001-02
 Ed Tracygier 1961
 Devon Travis 2010-12
 Ronnie Traylor 1978-79
 Doug Treadway 1983-84
 David Trexler 2010-11
 Bob Trowbridge 1949-52
 Shawn Troxell 1987
 Hank Truluck 2014-17
 Steve Tuako 1977
 John Tucker 1961-62
 Luke Tucker 2006-07
 Gale Tuggle 1955-56
 Steve Turko 1977
 Jerry Turner 1961
 Fred Twomey 1954-57

U

Pat Underhill 1989-90
 Whitey Urquhart 1950

V

Derek Vail 2015
 Ryan Valdes 2013
CJ Van Eyk 2018-19
 Blair Varnes 1999-02
 Mike Vasquez 1970-71
 Bob Vaughn 1955-56
Antonio Velez 2019
 Nick Vickerson 2008
 Gary Viero 1976
 Ryan Vigue 2008-09
 Eilh Villanueva 2008
 Wayne Vincent 1966-68
 Ed Voyles 2015-17
 Jim Voyles 2014-17

ALL-TIME LETTERMEN/JERSEY NUMBERS



W	
Bobby Waites	1954-57
Doug Walker	1959-61
Taylor Walls	2015-17
Bob Wancicka	1959
John Wanish	1987
Andy Ward	2015-16
Jim Ward	1965
Daniel Wardell	2003-05
Tyler Warmoth	2016
John Wasdin	1991-93
Mack Waugh	2011-12
Colby Weaver	1992-94
Jim Weaver	1980
Luke Weaver	2012-14
McGuire Weaver	2019
Steven Wells	2015-18
Ham Werneke	1952-55
Bill Westendick	1958-60
Ed West	1976
Gage West	2014-16
Chris Whidden	1999-00, 02-03
Nick Whidden	2000-01
Jon Whittocker	1967-68
Tom Whitaker	1967-68
Jimmy White	1960-61
Bob Whitmer	1951
Casey Whitmer	2007
Chas Whidden	1953
Dick Wiggins	1979-80
Bob Wilcox	1962, 64-65
Denny Williams	1972-73
Laverne Williams	1953
Bill Williamson	1962-63
Gary Williamson	1963-64
Jack Wilson	1948
Paul Wilson	1992-94
Jameis Winston	2013-14
John Witt	1948, 50, 52
John Wolfner	1979-80
Austin Wood	2009
Howard Wood	1967
Willie Woods	1987
Matt Woodward	1995-98
Woody Woodward	1962-63
Bob Wooley	1966
Bob Wynn	1953-54

Y	
Casey Yarbrough	1992
Ed Yarnell	1966-67
Mike Yastrzemski	1980-83
Manny Yglesias	1953
David Yocum	1994-95

Z	
Jose Zabala	1995-98
Bryan Zech	2001-04
Scott Zech	1994-97
Greg Zera	1968-71
Bill Ziegler	1966-67
Mike Ziegler	2000
Roger Zimmerman	1961
Will Zirzow	2015-18
Tom Zoeller	1983-86
Al Zyla	1959

Active returners in **bold**

1	
Fred Hatfield - HC	1966
Jack Stallings - HC	1969-74
Randy Davidson	1975
Bruce Huff	1976-79
Mark Barineau	1981-83
Luis Alicaia	1984-86
Edwin Alicaia	1987-88
Allen Bevis	1989-92
Adam Faurot	1995-96
Ryan Proly	1997
Brett Groves	1998-01
Tony McQuade	2002-03
DiCarlo Thompson	2004
Travis Burge	2006-07
Stuart Tapley	2008-09
Taiwan Easterling	2010-11
Giovanni Alfonzo	2012-13
Nick Graganella	2014-16
Tyler Daughtry	2017
Skylar Frey	2018
Tyler Holt - AC	2019-20

2	
Roy Mewbourne	1966
Tom Porter	1969-70
Dave Nichols	1971-72
Mike Eissey	1973-74
Carlos Rodriguez	1975
Chip Bifano	1976
Ken Huff	1978
Dan Haddock	1979
Jim Weaver	1980
John Kolb	1981
Jeff A. Ledbetter	1982-85
Deion Sanders	1987-88
Bob Reboin	1989-90
Kenny Robinson	1991
Casey Yarbrough	1992
Mickey Lopez	1993-95
Geoff Sprague	1996-97
Chris Hart	1999
Bobby Spano	2000
Tony McQuade	2001
Rocky Roquet	2002
Shane Robinson	2004-06
Ohmed Danesh	2007-10
Josh Delph	2012-15
Jackson Lueck	2016-18
Nander De Sedas	2019-20

3	
Bob Canty	1966-67
Dick Nichols	1969-70
Randy Gailey	1971-72
Tom Rosa	1973
Guillermo Bonilla	1974-76
Craig Patterson	1978-79
Jim Morris - AC	1980-81
Hal Cohen	1982
Jody Reed	1983-84
Chip Baker - AC	1985-02
Ryne Malone	2004-06
Devin Gonzalez	2007
Tony Delmonico	2008
Sean Gilmartin	2009-11
John Nogowski	2012-14
Darren Miller	2015-16
Nick Derr	2017-18
Dakota Gaillard	2019
Danny Andzel	2020

4	
Dick Fernandez	1966
Mike Eason	1967
Dave Moates	1969
Rick Moss	1970-71
Paul Dirks - AC	1972
Bob Carroll	1973
Jim Busby	1974-75
Jeff Hardy	1976
Bob Benda	1978
Rich Bombard	1979
Lionel Martinez	1980-81
Bart Mitchell	1982-84
Richie Lewis	1985-87
Clyde Keller	1988-89
Roger Bailey	1990-92
Mike Martin, Jr.	1993-95
John Bentley	1997-01
Stephen Drew	2002-04
Stephen Ochs	2005-07
Mike Martin, Jr. - AC	2008-19
Mike Martin, Jr. - HC	2020

5	
Chuck Cone	1966-67
Greg Gromek	1969-71
John Ferguson	1970
Jeff Bankston	1972
Rick Colzie	1973
Mike Kelley	1974-75
Ed West	1976
Don DeLoach	1978
Dave Yukelson - AC	1979
Bill Fuller - AC	1980
Danny Dowell	1981-83
Vince Calandra	1984-85
Rico Gonzalez	1986
Victor Floyd	1987
Buddy Cribb	1988-90
Pedro Grifol	1991
Kevin McCray	1992-93
Kevin McCray - AC	1995
Jose Zabala	1996-98
Jose Zabala - AC	1999
Brian Kraft	2000
Jerrold Brown	2002-03
Danny Diaz	2004-06
D'Vontrey Richardson	2007
Jack Posey	2008-11
Billy Strode	2013-15
Matthew Kinney	2016
Justin Sorokowski	2017
Shane Drohan	2018-20

6	
Roy Mewbourne	1967
Dave Miller - AC	1969
Larry Cocks	1970-71
Denny Williams	1972-73
Mike Givens	1974
Woody Woodward - HC	1975-78
Jeff S. Ledbetter	1979-82
Frank Fazzini	1983-85
Mike Lee	1986
Marc Giordano	1987-88
Rob Bargas	1989-90
Bobby Fernandes	1991
Phil Olson	1993-95
Mike Davis	1996
George Otero	1997
Kevin Cash	1999
Brandon Manasa	2003-05
Tommy Dravetz	2006-09
Corben Madden	2010
Sean O'Brien	2011-12
Chris Cates - AC	2013
Cobi Johnson	2015-18
Brandon Walker	2020

7	
Chester Cole	1967
Lonnie Mathis	1969
Robin Flake	1970-71
Tom Rosa	1972
Randy Gailey	1973
Windle Higginbotham	1974-75
Jim McArdle	1976
Craig Ramsey	1978
Greg Culppepper	1979
Greg Lewis	1982
Alan Centry	1983-84
Chad McClellan	1986
Ronald Lewis	1987-88
John Marc Tamayo	1989-90
Tim Davis	1991-92
Chad Sheffer	1993-94
Brooks Badeaux	1995-98
Bobby Spano	1999
Daniel Hodges	2000-03
Dennis Anderson	2004
Nick Francis	2005
Sean Stuyversson	2006
Mark Hallberg	2007
Parker Brunelle	2008-11
Luke Weaver	2012-14
Steven Wells	2015-18
Cade Hungate	2019-20

8	
Gary Lawrence	1966
Bob Jordan	1967
Joe Baxter	1969
Mike Vasquez	1970-71
Roger Smith	1972-73
Randy Davidson	1974
Clark Kole	1975
Jack Givens	1976
Ken Schimchak	1978
Mike Tice	1979
Mike Yastrzemski	1980-83
Rod Delmonico - AC	1984-89
Jamey Shoupp - AC	1990-98
Mike Futrell	1999-02
Matt Sauls	2003-04
Ryan Jennigan	2005
Buster Posey	2006-08
Devon Travis	2010-12
DJ Stewart	2013-15
J.C. Flowers	2017-19
Caleb Cali	2020

JERSEY NUMBERS

9

Pete Sarron	1965-66
George Lott	1969
Dave Grimes	1970-71
Randy Guemple	1972-73
Howard Siegle	1974
Mitch Moyer	1975
Greg Jones	1976
Mike Fields	1978
Jack Emerick	1979-80
Steve Givens	1982-83
Eric Mangham	1984-86
Jon Egertson	1987
Ty Colston	1988
Rocky Rau	1989-90
Tony Liebsack	1991-92
Scott Zech	1994-97
Karl Jernigan	1998-01
Kevin Richmond	2002-03
Hunter Davis	2004-05
Ruairi O'Connor	2005-08
Ray Navarro	2009
Stephen McGee	2010-13
Andy Ward	2014-16
Cooper Swanson	2018-20

10

Gary Sprague	1966
Dick Gold	1967
Stan Thomas	1969
Greg Schnute	1970
Barry McQueen	1971
Skip Cone	1972
Bob Simpson - AC	1973-74
Richard Steed	1975
Mark Coulter	1976
Greg Jones	1978
Ken Huff	1979-81
Dave Rhino	1982
Eric Deddens	1983-84
Craig Saxner	1985-86
B.J. Guzzone	1987
Darren Vazquetelles	1988
Brian Gilliland	1989-90
Link Jarrett	1991-94
Chris Chavez	1995-99
Chris Hart	2000-03
Tyler Chambliss	2004-06
Matt Fairrel	2007
Luke Smierciak	2008
Justin Gonzalez	2010-14
Taylor Walls	2015-17
Tyler Daughtry	2018
Tyrell Brewer	2020

11

Mike Martin	1966
Dean Duchak	1967
Dave Kasimier	1969
Mike Slade	1970
Mike Scarce	1971-72
Stan Kmet - AC	1973-74
Mike Martin - AC	1975-79
Mike Martin - HC	1980-2019

12

Marv Stringfellow	1966-67
Carl Gromek	1969
Ron Cash	1970-71
Tim Sherrill	1972-73
Larry Rothschild	1974-75
Joel Hicks	1977
Doug Casey	1978-79
Rick Figueredo	1980-83
Dave Garrison	1984
Bien Figueroa	1985-86
Rafael Bournigal	1987

John Marc Tamayo	1988
Garrett Blanton	1989-91
Randy Hodges	1992-93
Jeremy Salazar	1995-98
Jamey Shouppe - AC	1999-11
John Sansone	2013-17
Brandon Reitz	2017
Tyler Ahearn	2018-20

13

Harry Saferight	1970-71
John LiBrandi	1972-73
Larry Jones	1975-76
Ray Fox	1978
Tim Hatcher	1980
Jay Johnson	1981
Todd Morgan	1982-84
Kevin Smith	1985
Chris Dunn	1986
Donny Erickson	1987-88
Tom Manley	1989
Chris Roberts	1990
Grady Jordan	1992-93
Jonathan Johnson	1994-95
Kevin Cash	1997-98
Nick Whidden	1999-01
Justin Miller	2002
Eddy Martinez-Esteve	2003-04
Charles Cleveland	2005-06
Jason Stidham	2007-09
Robert Benincasa	2010
Eric Arce	2011
John Holland	2012-13
Danny De La Calle	2014-15
Donovan Petrey	2016-17
Jonah Scolaro	2018-20

14

Steve Marks	1966
Bill Ziegler	1967
Greg Schnute	1969
Greg Zera	1970-71
Greg Zera - AC	1972
Marty Maier	1973
Mike Easom - AC	1975
Joe Nichols	1976-79
Joe Licata	1981
Jimmy Jones	1982-85
Mike Freeman	1986
Matt Dunbar	1987-90
Chris Roberts	1991-92
Kevin Krietemeyer	1993
Randy Hodges	1994-95
Shane Roland	1996
Clint Thigpen	1999-00
Bryan Zech	2001-04
Ryan Strauss	2005-08
Austin Wood	2009
Tye Buckley	2010-11
Kyle Bird	2012-13
Jackson Owens	2015
Tyler Holton	2016-18
Troy Hamilton	2019

15

Mike Martin	1965
Tom Thomas	1966
Lin Garrett	1967
Gene Ammann	1969-70
Rick Snyder	1971-73
Jose Lugo	1974
Bob Mayer	1975-76
Dave Mobley	1977-79
Ray Alvarez	1980
Bruce Tanner	1981-83
Paul Sorrento	1984-86
Jerry Santos	1988-89
Kenny Felder	1990-92

Todd Harrell	1993-94
Matt Woodward	1995-98
Chris Smith	1999-00
Jeff Probst	2001-02
Brian Schultz	2004-05
Kyle Maxie	2006
Tyler Holt	2008-10
Evan Geist	2011-13
Hank Truluck	2014-17
CJ Van Eyk	2018-20

16

Jim Lyttle	1966
James Spooner	1967
Doug Kasimier	1969
Carl Gromek	1970
Ken Doria	1971-72
Ed Peres	1973
Jeff Tandlich	1974
Craig Eaton	1975-76
Ken Fischer	1978
Clay Robertson	1987
Ricky Kimball	1988-91
Bob Armstrong	1992
Mike Schmitz	1993
Thad Busby	1995
Stephen Neill	1996-97
Jason Hubbard	1998-99
Cory Posey	2000
Scott Toole	2001-02
Link Jarrett - AC	2003
Louis Rojas	2004
D.J. Echols	2005-06
Bo O'Dell	2007-09
Jayce Boyd	2010-12
Alvin Swoope	2013
Taylor Blatch	2014-16
Jared Herron	2017
Mike Salvatore	2018-19
Tyler Martin	2020

17

Randy Brown	1966
Mike Reibling	1967-69
Dan Roatche	1970-72
Terry Farmer	1973-74
Bob Kellogg	1975
Joe Griffin	1976
Rick Holloway	1978
Derek Parker	1979
Ed Schneider	1980-81
Joe McFarland - AC	1982
Greg Jones - AC	1983
Joe Schlim	1984
Pete Brown	1985
Steve Kovensky	1986-87
Marc Ronan	1988-90
John Wasdin	1991-93
Jamie Stafford	1994
Chris Hitt	1995
Josh Davis	1996
Terry Henderson	1997-98
Chris Whidden	1999-03
Brant Peacher	2004-05
Brandon Reichert	2006-07
Mark Peterson	2008-09
Robby Stahl	2010-11
Mike Compton	2012-16
Clayton Kwiatkowski	2017-20

18

Bob Wooley	1967
Walt Sumner	1969
Don Harbaugh	1970-71
Ken Silvestri	1972
Rick Langford	1973
Steve Downey	1974
Wayne Mears	1975

John Nicholas	1976
Brad Long	1978
Ken Schimchak	1979
George Tebbetts	1980-81
Matt Robinson	1982-83
Ken Heath	1984
Keith Kidd	1985-86
Willie Woods	1987
Pat Underhill	1990
John McNeese	1991
Jack Niles	1993-94
Jack Niles - AC	1995-97
Eric Heath	1998
Pichi Balet	2000
Daniel Davidson	2002-03
Mark Gildea	2005-07
Ben Francis	2009
Tyson Young	2010
Seth Miller	2011-13
Ed Voyles	2014-18
Cole Beverlin	2019
Hunter Perdue	2020

19

Marty Brooks	1966-67
Mike English	1969
Al Cleveland	1970
Gary Huff	1971-73
Ron Herring	1973-74
Marty Maier	1974
Brooks Carey	1975-78
Rick Holloway	1979
Kevin Dodge	1981-83
Jose Marzan	1984-87
Brad Parker	1988-90
Michele Bertoldi	1991
Jonathan Johnson	1993
James Colzie	1994
Jose Zabala	1995
Matt Stanford	1997-98
Ryan West	2000
Aaron Cheesman	2001-05
Brady Thomas	2006-07
Matt Kane	2008-09
Gage Smith	2010-14
Andrew Karp	2015-18
Elijah Cabell	2019-20

20

Bill Ziegler	1966
Steve Marks	1967
Johnny Grubb	1970
Dave Price	1971-73
Bill Daniel	1974
Ben Curry	1975-76
Ken Jaraback	1978
Don DeLoach	1979-81
Danny Griffin	1982-83
Greg Dennis	1984
Lanny Abshier	1985
Greg Clayborne	1986-88
Tim Nedin	1989
Greg Clayborne - AC	1990
Clint Byrd	1997
J.C. Huguet	1999
Robby Read	2000
Chris Cole	2001
Dominic Robinson	2002
Gibbs Chapman	2004-05
Travis Anderson	2006-07
Nick Vickerson	2008
Spencer Dickinson	2009
Daniel Bennett	2010-11
Stephen Spradling	2012
Gage West	2014-16
Kyle Cavanaugh	2017-18
Kyle McMullen	2019-20



21	
Ed Yarnell	1966
Jeff Hogan	1967
John Ferguson	1969
Jim Scheller	1970
Bill Fuller	1971-73
Carlos Lezcano	1974-77
Ronnie Traylor	1978
Craig Ramsey	1979-81
Bill Ashford	1982-83
Rod Byerly	1987-88
Marc Dunbar	1989-92
Scott Schroeffel	1993-94
Randy Choate	1995-97
Blair Varnes	1998-02
Mark Sauls	2003-06
Bobby Rauh	2007
Geo'ff Parker	2008-10
Mike Bell - AC	2012
Dylan Silva	2013
Ben DeLuizio	2014-16
Alex Carpenter	2017-18
Chris Ruckdeschel	2019-20

22	
Chuck Hawkins	1966
Ed Yarnell	1967
Al Cleveland	1969
Mac Scarce	1970-71
Mason Bean	1972-73
Steve Tebbetts	1974-75
Jackie Smith	1976
Blane McDonald	1978
John Gagnon	1979-80
Clem Freeman	1981
Randy Gailey - AC	1982-84
Jerry Nielsen	1987-88
Pedro Grifol	1989-90
Colby Weaver	1992-94
Charlie Cruz	1995
Henry Mayfield	1996-98
Sam Scott	1999
Justin McClain	2000
Jason Newlin	2002
Rhett James	2003-04
Bryan Henry	2005-07
John Gast	2008-10
Robert Benincasa	2011-12
Mike Bell - AC	2013-16
Drew Mendoza	2017-19
Ryan Pettys	2020

23	
Butch Ferrar	1962-63
Wayne Vincent	1966-67
Tom Henson	1970
Marty Rice	1971-74
Rick McGlone	1975-76
Mike Tice	1978
Jay Johnson	1979
Keith Hendry - AC	1981
David Ledbetter	1982
David Maus	1984
John Wanish	1987
Dean Harrison	1988-90
Nandy Serrano	1991-92
T.R. Marcinczyk	1993
Mike Buttery	1994
Bryan Senior	1996
Shaun Kopczynski	1997
Mike Smalley	1998-99
Tony Richie	2001-03
Frank Radziwon	2004
Tony Thomas, Jr.	2005-07
James Ramsey	2009-12
JJ Gould	2013
Bryan Henry - AC	2014

Chris Marconcini	2015
Ryan Mejia	2017
Reese Albert	2018-20

24	
LaDon Boyd	1967
John Keith	1970-71
Jim Foxwell	1972
Steve Tebbetts	1973
Bob Jordan	1974
Mike McLeod	1975-77
Mark Gilbert	1978
Ron Bartlett	1979
David Fannin - AC	1981-83
Rick Hatcher - AC	1984
Barry Blackwell	1985-88
Eduardo Perez	1989-91
Clint Hendry	1993-94
Josh Adee	1995
Wes Crawford	1996-98
Jimmy Bonenberger	1997
Eric Roman	1999-02
Derrick Smith	2003-04
Dennis Guinn	2005-08
Brian Busch	2009-12
Marcus Davis	2013
Dylan Silva	2014-15
Matt Henderson	2016-17
Jared Herron	2018
Alec Sanchez	2019

25	
Eddie Howell	1966
Lance Hitchcock	1967
Roy Mewbourne - AC	1970-71
Larry Lee	1973
John Drews	1974
Terry Kennedy	1975-77
Ricky Stuart	1978
John Wolfer	1979-80
Jamey Shouppe	1981-82
Doug Little	1983-86
Michael Stubbs	1989
Joel Desquin - AC	1990
Brian Rhee - AC	1991-92
Doug Mientkiewicz	1993-95
Jeremiah Klosterman	1996-99
Nick Rogers	2001-02
Raul Rodriguez	2004
Michael Hyde	2005-07
Mike McGee	2008-11
Brett Knief	2013-14
Bret Maxwell	2015
Ronnie Ramirez	2016-18
Chase Sanguinetti	2019
Doug Kirkland	2020

26	
Tom Whittacker	1967
Tom Henson	1969
Bob Smith - AC	1970-71
Bill Horne	1973-74
John Nicholas	1975
Jim Miller	1976-78
Ken Smith	1979-80
Mark Lacy	1981-82
Tom Zoeller	1983-86
Mike Rudi	1987-88
Matt Clements	1989
Jon Bolin	1990-91
John Cook	1992
Danny Kanell	1993-94
Zach Diaz	1996-99
Scott Boyd	2000-01
Kevin Lynch	2002-05
Jimmy Marshall	2006-09
Scott Sitz	2010-13
Taylor Folsom	2015
Cole Sands	2016-18
Robby Martin	2019-20

27	
David Cook	1967
Jeff Hogan	1969
Pat Osburn	1970
Dave Fernald	1971-73
Dave Brown	1974
Danny Owen	1975-76
Kevin Brooks	1978
Don Milner	1979
Jeff Gray	1981-84
Joe Pacetti	1985
Mike Brady	1987-90
Terrell Buckley	1991
Danny Dichter	1993
Steve Nedea	1994-96
Brian Cox	1997-98
Ryan Barthelemy	1999-02
Daniel Wardell	2003-05
Caleb Graham	2006-07
Elih Villanueva	2008
O'Vontrey Richardson	2009
Stuart Tapley	2010-11
Ryan Valdes	2013
Matt Mulroy	2014
Derek Vail	2015
Rafael Bournigal	2018
McGuire Weaver	2019
Jackson Greene	2020

28	
John Mason	1967
Mike Eason	1969
Doug Kasimier	1970-71
Rick Colzie	1972
Karl Szymanski	1974
Danny O'Brien	1975
Mike Bretz	1976-79
Terrell Buckley	1990
Dean Vinson	1995
Mike Martin, Jr. - AC	1998-07
Tyler Everett	2008-11
Lee Howard	2012-14
Dylan Busby	2015-17
Casey Cribb	2018

29	
Chester Cole	1966
Jeff Hill	1967-69
Mike Leber	1971
Jim Foxwell	1973-75
Dave Cooper	1976
John McKnight	1978
Mike Fuentes	1979-81

Bobby Alexander	1982
Chris Pinder	1984
Eric McNitt	1985
Chris Pullack	1986-87
David Sorokowski	1988-89
Brad Gregory	1990
LaWhit Lizzmore	1991-92
Billy Lawrence	1993
Tim Miller	1994
Bryan Senior	1995
Billy Brown	1996
Mike DiBlasi	1997-00
Richie Smith	2001-02
Eddie Cannon	2003-04
Barrett Browning	2005-06
Rod Delmonico - AC	2008
Rafael Lopez	2009-11
Quincy Nieporte	2015-17
Austin Pollock	2018-19
Parker Messick	2020

30	
Howard Wood	1967
Herb Sikes	1971-72
Danny O'Brien	1973-74
Bill Daniel	1975
Brad Prior	1976
Don Milner	1978
Rick Soffel	1979
Keith Parenteau	1980
Carl Ferraro	1981-82
Tommy Bryant	1983
Dru Kosco	1984-85
Ed Porcelli	1986-87
Ty Mueller	1989-93
Scott Bentley	1994
Nick Stocks	1997-99
Robby Read	2001-02
Blake Balkcom	2003
Brian Chambers	2004-07
Hunter Scantling	2009-12
Robby Coles	2013
Will Zirzow	2014-18
Antonio Velez	2019-20

31	
Jim Helm	1967
John Keith	1969
David Marano	1978
Orson Mobley	1982-83
Paul Thomas	1986-87
Barry Johnson	1988-89
Bryan Harris	1990-93
David Vocum	1994-95
Scott Proctor	1996-98
Marshall McDougall	1999-00
Marc LaMacchia	2001-03
Jerrold Brown - AC	2005
Luke Tucker	2006-07
Ben Francis	2008
Ruairi O'Connor	2009
Kevin Jackson	2010
Gary Merians	2011
Alec Byrd	2014-17
Conor Grady	2018-20

32	
Bruce Pollock	1967
Dick Gold	1969
Jim Riley	1978-79
Allen Swindle	1980-82
Loren Levy	1984
Al Ashmont	1985-86
Michael Stubbs	1988
Gar Finnvoid	1989-90
Dave Schumacher	1991
Paul Wilson	1992-94
Chuck Howell	1995-97

JERSEY NUMBERS

Matt Diaz	1998-99
Blair McCaleb	2000-02
Matt DiBlasi	2003-06
Casey Whitmer	2007
Matt Fairrel	2008
Sherman Johnson	2009-12
Ladson Montgomery	2013-14
Hayden Kelly	2015-16
Grant Stewart	2017
Logan Lacey	2020

33

Ed Harris	1967
Craig Skok	1969
Kevin Rigby	1978
Rick Hatcher	1979-81
Mike McLeod - AC	1982-90
Justin Rigney	1992
Charles McQuaig	1993-94
Randy Niles	1995-97
David Kelly	1998
John Halliday	1999-00
Justin Lord	2001
Kyle Patrick	2003
Trent Jarvis	2004-08
Andrew Durden	2010
Connor Nolan	2011
Bryant Holtmann	2012-15
Chase Haney	2016-20

34

Retired for Dick Howser in 1988	
Bob Wooley	1966
Darrel Stewart	1967
John Franks	1969
Dick Howser - HC	1978
Keith Craig	1980-81
Tom Snyder	1982
Doug Treadway	1983-84
Paul Thomas	1985

35

Len Sullivan	1967
Dick Wiggins	1979
Keith Lyttle	1989
Jimmy Lewis	1991
Jim Rushworth	1992
Scooby Morgan	1993-96
Shawn McCorkel	1997-98
Mike Ziegler	2000
Brent Pearson	2001
Brent Marsh	2002
Hunter Jones	2003-05
Brent Marsh	2006
Nicholas Debacker	2007
Ryan Vigue	2008-09
David Trexler	2010-11
Hayden Jordan	2013
Cal Raleigh	2016-18
Carter Smith	2019-20

36

Mike Horn	1969
Robby Scott	2010-11
Kenny Burkhead	2013-14
Boomer Biegalski	2015
Dillon Brown	2016-17
Jonathan Foster	2018-19
Davis Hare	2020

37

Jim Helm	1966
Lane Green	1967
Mike Slade	1969
Jeremy Morris	1994-97
Chris Ginn	1998-01
Garrett Robinson - AC	2003
Mike Futrell - AC	2004
Neil Malpass	2006-07
Wil Breton	2011
Brandon Leibrandt	2012-14
Tim Becker	2019
JD Tease	2020

38

Craig Brown	1969
Ryan McArdle	2006
Stephen Cardullo	2007-10
Adam Simmons	2011-12
Alex Deise	2015-16
Rhett Aplin	2017-18
Corey Yawn	2019
Isaiah Perry	2020

39

Retired for J.D. Drew in 2017	
Jim Gurzynski	1969
Dick Wiggins	1980
Chris Cawthon	1981-82
Tony Blasucci	1983
Jay Drivas	1984
Roy Eppley	1985
Danny Harrell	1986
Mike Skoutelakis	1987
Gary Painter	1989-90
Jeff Tibbitts	1991-92
Derek Reams	1993
Chuck Howell	1994
J.D. Drew	1995-97
John-Ford Griffin	1999-01

40

Harry Greene	1967
Tom Richards - AC	1969
Danny Rosen	2007
Peter Miller	2011-14
Jack Anderson	2019-20

41

Mike English	1967
Lane Chance	1994
Jon McDonald	1997-00
Jeremy Haynes - AC	2015
Clyde Keller - AC	2016-19
Mike Metcalf - AC	2020

42

Dave Langston	1967
Mike Cullen	1980-81
Tom Sailor	1982
Buddy Shaw	1983
Dave Hanselman	1984
Bill Howard	1985
Chip Drobine	1986
Ron Spyster	1987
Phil Dannunzio	1988-89
Sid Cash	1990-91
Lazer Collazo - AC	1992
Jay Kearce - AC	1993
Tommy Stewart	2002
Udra Griggs	2004
William Jackel	2005
Pete Jenkins - AC	2006-07
Brian Hoop - AC	2009-10
Jim Voyles	2014-17

43

Pete Roberts	1967
Brad Long	1979
Jay Keeeler	1980-82
Vince Inogna	1983-84
Ed Fulton	1985-87
Brad Gregory	1989
Jeff Tam	1992-93
Chris Tramel	1996
Clint Byrd	1998
Trent Peterson	2001-03
Brian Kelley	2005-06
Casey Smit	2013-14
Timmy Delph	2015
Drew Parrish	2017-19
Bryce Hubbard	2020

44

Ronnie Traylor	1979
Tim Phillips	1980-82
Mike Loynd	1983-86
Bryan Campbell	1987
Brad Davis	1988
Pat Underhill	1989
John Nedeau	1990-93
Mike Bell	1994-95
Robert Tyree	1996
Scott Hudson	1997-99
Mark Culp	2003
Kris Castellanos	2009
Mack Waugh	2011-12
Jameis Winston	2013-14
Mike Bell - AC	2017-18
Jimmy Belanger - AC	2020

45

Charlie Beverly	1981
Steve Gelmine	1982-85
Steve Taddeo	1986-87
Matt Clements	1988
Chris Brock	1989-92
George Otero	1998
Drew Stillely	2003
Alex Boston	2004
Josh Spivey	2005-07
Mike Meschke	2009-10
Dylan Simmons	2020

46

David Smalley	1980-83
Ray Revak	1984-85
Jon McFatter - AC	1987
Scott Steintz	1989-90
Matt Lynch	2000-03
Jack Rye	2005-08
Matt Matulula - AC	2011-12
Drew Carlton	2015-17
Gage Hutchinson	2018-19
Jake Suddreth	2020

47

Ed Howser	1980-81
Loren Levy	1982
Steve Winterling - AC	1986-91

48

Aaron Jensen	2020
---------------------	-------------

49

Ken Fischer	1979-81
Al Moreya	1983
Shawn Traxel	1987
Frank Martello - AC	1988
Scott Edwards	1989-90
Charlie Cruz	1992-94

51

Steve Butler	1994-95
Reggie Briggs	1997
Glen Simon	2003-05
Scott Thorson	2007
Brandon Johnson	2011-14
Nico Baldor	2019-20

53

Jose Brizuela	2012-14
Bryan Bussey	2016-17

63

Matheu Nelson	2019-20
----------------------	----------------

Active players in **bold**
AC - Assistant Coach
HC - Head Coach

INDIVIDUAL CAREER STATS - HITTING



Player	Season	Avg.	GP	GS	AB	R	H	2B	3B	HR	RBI	TB	SLG%	BB	HP	SO	GDP	SF	SH	SB	SBA	
ADAMS, Joe	1975	.000	2	--	3	0	0	0	0	0	0	0	0.000	0	--	--	--	0	0	0	0	
ADEEB, Josh	1995	.200	43	3	35	10	7	1	0	0	6	8	.229	8	2	9	1	1	0	4	5	
ALBERT, Reese	2018-19	.276	102	90	323	58	89	14	3	16	69	157	.486	50	8	94	5	10	3	6	8	
ALEXANDER	1977	.333	8	--	6	3	2	0	0	0	1	2	.333	2	0	0	--	0	0	32	35	
ALFONZO, Giovanni	2012-13	.245	91	61	233	38	57	6	0	0	30	63	.270	31	9	39	10	3	8	4	6	
ALICEA, Edwin	1987-88	.341	142	--	546	165	186	29	10	26	110	311	.570	122	9	86	--	10	4	90	104	
ALICEA, Luis	1984-86	.341	238	--	970	268	331	48	19	25	193	492	.507	152	19	98	--	14	10	71	94	
ALLEN, Dozier	1948-49	.264	17	16	91	18	24	3	0	1	11	30	.330	11	0	10	--	--	--	4	0	
AMARAL, Mario	2012	.333	3	0	3	0	1	0	0	0	1	1	.333	0	0	1	0	0	0	0	0	
AMMANN, Gene	1968-70	.232	6	--	99	14	23	0	1	1	5	28	.283	15	--	22	--	--	--	0	0	
ANDERSON, Dennis	2004	.225	61	41	138	19	31	2	0	3	19	42	.304	18	2	45	0	2	12	2	2	
ANDERSON, Travis	2006-07	.298	82	43	168	36	50	13	1	8	34	89	.530	18	7	38	3	1	4	3	3	
APLIN, Rhett	2017-18	.309	107	100	369	71	114	27	2	8	59	169	.458	72	11	79	8	6	4	7	11	
ARCE, Eric	2011	.100	7	3	10	3	1	0	0	0	1	1	.100	3	1	1	1	0	0	0	1	
ARMSTRONG, Bob	1992	.307	42	15	75	13	23	5	0	1	13	31	.413	7	2	16	--	0	0	2	3	
ASH, John	1954-57	.280	9	3	25	5	7	0	0	0	1	7	.280	0	--	1	--	--	--	0	0	
ASHFORD, Billy	1982-83	.311	89	--	193	42	60	19	2	3	49	92	.477	29	7	43	--	1	2	5	7	
ASHLEY, Gary	1953-56	.253	27	12	186	34	47	5	0	1	28	55	.296	--	--	--	--	--	1	3	0	
ATWOOD, Mike	1953-56	.160	12	3	50	4	8	0	0	0	4	8	.160	--	--	--	--	--	--	--	0	
AUGUSTINE, Mike	1962-64	.034	92	--	356	82	12	14	2	3	46	147	.413	33	--	18	--	--	--	--	18	0
AVITABLE, Tony	1954-56	.129	14	11	31	3	4	0	0	0	4	4	.129	--	--	--	--	--	5	--	0	
AXON, Don	1957	.000	1	--	0	0	0	0	0	0	0	0	--	--	--	--	--	--	--	0	--	
BADDEAUX, Brooks	1995-98	.305	254	262	938	256	286	49	9	6	149	365	.389	203	10	111	23	10	17	59	69	
BATILEY, Lee	1950-51	.336	33	33	143	14	48	9	2	6	26	79	.552	--	--	--	--	--	--	5	0	
BATILEY, Roger	1992	1.000	22	0	1	0	1	0	0	0	0	2	2.000	0	0	0	--	0	0	0	0	
BALDOR, Nico	2019	.173	50	32	127	13	22	7	0	1	16	32	.252	13	6	26	2	2	1	2	2	
BALLET, Pichi	2000	.333	60	43	159	31	53	13	0	7	39	87	.547	22	4	24	6	1	0	0	1	
BALKCOM, Blake	2003	.327	53	52	202	39	66	17	2	9	45	114	.564	16	8	31	1	2	0	2	3	
BALL, Bob	1952	.000	3	--	3	0	0	0	0	0	0	0	.000	1	--	0	--	--	0	0	--	
BANAKAS, Chris	1948	.154	4	3	13	0	2	1	0	0	1	3	.231	0	--	0	--	--	--	0	--	
BANKSTON, Jeff	1972	.268	49	--	112	25	30	5	1	1	19	40	.357	14	--	8	--	--	--	4	--	
BARGAS, Bob	1989-90	.350	126	--	448	82	157	38	3	9	111	228	.509	66	7	52	--	13	39	9	15	
BARTINEAU, Mark	1981-83	.306	--	--	556	197	170	23	11	19	98	272	.489	157	32	68	--	10	12	80	95	
BARTHELEMY, Ryan	1999-2002	.339	260	228	948	213	321	67	10	50	261	558	.589	107	24	147	25	20	3	12	16	
BARTLETT, Ron	1976, 1979	.238	21	--	21	3	5	0	0	0	2	5	.238	5	0	4	--	2	0	0	0	
BASSETT, Joe	1948	1.000	1	0	1	1	1	0	0	0	0	1	1.000	0	--	0	--	--	--	0	--	
BAZZELL	1953	.750	1	--	4	3	3	0	1	0	--	5	1.250	--	--	--	--	--	--	--	--	
BEAN, Mason	1973	.250	5	--	8	0	2	2	1	0	3	6	.750	0	2	2	--	0	0	0	0	
BEARSE, Bill	1964-65	.286	26	--	21	5	6	1	0	3	9	429	6	--	3	--	--	--	3	0	0	
BECCACCIO, Al	1962-63	.270	45	--	137	27	37	3	5	2	17	56	.409	10	--	20	--	--	--	9	0	
BECKER, Tim	2019	.246	46	11	57	17	14	3	0	3	13	26	.456	8	3	23	0	1	1	0	0	
BELL, Mike	1994-95	.216	54	7	51	8	11	1	0	1	9	15	.294	8	0	15	0	0	1	0	0	
BENDA, Bob	1977-78	.314	112	--	414	100	130	26	7	8	87	194	.469	46	6	41	--	5	8	19	20	
BENNER, Wayne	1951-52	.313	23	9	80	16	25	3	0	3	14	34	.425	10	--	10	--	--	1	3	0	
BENSON	1960	.571	7	--	7	3	4	0	0	0	0	6	.857	0	--	0	--	--	--	0	--	
BERTOLDI, Michele	1991	.250	5	--	4	1	1	0	0	1	2	5	.500	2	0	2	--	0	1	0	0	
BEVIS, Allen	1989-92	.303	237	45	750	198	227	47	9	9	110	319	.425	149	5	142	--	11	6	91	129	
BIFANO, Chip	1976-77	.232	87	--	310	86	72	8	3	3	45	95	.306	78	2	40	--	7	2	29	30	
BIRD, Kyle	2013	.000	1	0	0	0	0	0	0	0	0	0	--	0	0	0	--	0	0	0	0	
BITSBEE, Ham	1956	.268	13	10	41	10	11	3	--	1	14	17	.415	--	--	--	--	--	--	--	--	
BLACKWELL, Barry	1985-88	.329	259	--	803	194	264	50	5	31	187	418	.521	145	23	148	--	13	89	33	45	
BLANTON, Garrett	1989-91	.296	137	--	223	64	66	17	1	3	32	94	.422	33	18	52	--	2	0	17	22	
BLATCH, Taylor	2014	.000	14	2	0	0	0	0	0	0	0	0	--	0	0	0	--	0	0	0	0	
BLINN, Ralph	1952-53	.262	41	--	142	26	40	5	3	4	9	63	.444	6	21	--	--	2	3	0	0	
BLOIN, Jon	1990-91	.182	18	--	11	3	2	0	0	0	0	2	.182	3	0	1	--	0	0	0	0	
BONDI, Bob	1954	.184	--	--	38	7	7	0	0	0	4	7	.184	--	--	--	--	--	--	--	--	
BONENBERGER, Jimmy	1997	.333	18	0	12	4	4	0	0	2	4	10	.833	2	0	3	0	0	0	1	1	
BONILLA, Guillermo	1974-76	.304	169	--	667	134	227	42	5	9	125	306	.459	50	4	27	--	11	1	9	11	
BOSTON, Alex	2004	.000	1	0	1	0	0	0	0	0	0	0	.000	0	0	0	--	0	0	0	0	
BOURNIGAL, Rafael	1987	.281	73	--	235	53	66	9	2	2	35	85	.362	46	0	28	--	2	7	22	33	
BOURNIGAL, Rafael	2018	.189	50	36	132	22	25	8	0	2	19	39	.295	21	7	24	5	2	5	3	3	
BOXER, Jerry	1956-57	.241	16	1	29	4	7	1	0	2	2	14	.483	2	--	3	--	--	--	0	0	
BOYCE, Ken	1954	.226	--	--	53	18	12	1	2	0	4	17	.321	--	--	--	--	--	--	--	--	
BOYD, George	1949-50	.214	4	3	42	8	9	0	0	0	4	9	.214	3	1	10	--	0	--	1	0	
BOYD, Jayce	2010-12	.349	198	195	727	140	254	53	5	20	160	377	.519	100	8	97	22	18	7	22	27	
BOYD, LaDon	1967	.212	--	--	33	2	7	1	0	1	6	11	.333	2	--	4	--	--	--	0	--	
BOYD, Scott	2000-01	.277	56	19	94	21	26	9	1	2	19	43	.457	6	6	27	2	0	0	1	1	
BRACEWELL	1948	.000	1	1	2	1	0	0	0	0	0	0	.000	1	--	0	--	--	--	0	--	
BRETTON, Will	2011	.111	17	0	9	2	1	0	0	0	1	1	.111	1	2	4	1	0	0	0	0	
BRINGGER, Harry	1951	.000	4	4	11	0	0	0	0	0	0	0	.000	--	--	--	--	--	--	--	--	
BRISTOL, Jack	1956-58	.232	27	3	56	11	13	1	0	0	5	14	.250	2	--	15	--	--	--	0	0	
BRIZUELA, Jose	2012-14	.290	187	186	655	120	190	40	7	9	120	271	.414	82	24	122	11	11	11	27	35	
BROCK, Chris	1989-92	.282	276	68	670	101	189	36	7	3	105	248	.370	76	6	101	--	10	9	31	48	
BROOKS, Marty	1966	.143	7	--	14	0	2	1	0	0	0	3	.214	0	--	5	--	--	--	0	--	
BROWN, Billy	1996	.247	39	19	77	19	19	8	0	0	14	27	.351	26	1	0	0	0	1	2	2	
BROWN, Craig	1969	.000	--	--	2	1	0	0	0	0	0	0	.000	1	--	0	--	--	--	0	--	
BROWN, Dave	1973	.000	4	--	1	0	0	0	0	0	0	0	.000	0	0	1	--	0	0	0	0	
BROWN, Forrest	1954	.125	--	--	8	3																

INDIVIDUAL CAREER STATS - HITTING

Player	Season	Avg.	GP	GS	AB	R	H	2B	3B	HR	RBI	TBSL%	BB	HP	SO	GDP	SF	SH	SB	SBA	
BROWN, Jerrod	2002-03	.307	132	125	459	119	141	22	1	11	113	198	431	70	28	59	14	8	4	3	9
BROWN, Lamar	1948-50, 53	.319	39	35	210	37	67	0	6	4	33	91	433	20	1	24	--	0	--	37	0
BROWN, Randy	1965-66	.289	91	--	287	83	83	6	2	13	82	132	460	84	--	29	--	--	--	42	0
BRUNELLE, Parker	2008-11	.226	166	68	296	58	67	13	4	5	56	103	348	47	10	54	6	8	6	1	3
BRYAN, Zech	2004	.342	66	65	260	68	89	13	0	8	46	126	485	26	10	34	1	8	2	9	14
BUCKLEY, Terrell	1990-91	.154	21	--	13	4	2	1	0	0	0	3	231	1	0	3	0	0	0	1	2
BUCKLEY, Tye	2011	.000	2	0	0	2	0	0	0	0	0	0	0	--	0	0	0	0	0	0	0
BULLOCK, Wallace	1951	.000	1	0	2	0	0	0	0	0	0	0	.000	--	--	--	--	--	--	--	--
BUNKER, Bill	1957	.000	1	--	1	0	0	0	0	0	0	0	.000	0	--	0	--	--	--	0	--
BURKHEAD, Kenny	2014	.000	10	2	0	0	0	0	0	0	0	0	--	0	0	0	0	0	0	0	0
BURT, Royce	1949	.250	--	--	12	2	3	0	0	0	2	3	250	2	0	2	--	0	--	0	--
BUSBY, Dylan	2015-17	.297	188	181	694	141	206	52	7	38	165	386	556	69	29	201	17	9	5	33	39
BUSBY, Jim	1974-75	.285	120	--	449	86	128	19	7	14	66	203	452	49	2	23	4	3	31	39	
BUSBY, Thad	1995	.000	2	0	1	0	0	0	0	0	0	0	0	--	1	0	0	0	0	0	0
BUSS, Dave	1959	.154	16	--	26	4	4	0	0	0	2	4	154	4	2	--	--	--	--	1	--
BUSSEY, Bryan	2016-17	.205	47	2	39	6	8	3	0	0	7	11	234	3	4	6	1	2	0	0	0
BUTLER, Steve	1994-95	.135	59	5	37	5	5	2	0	0	3	7	189	7	0	16	0	0	0	0	0
BUTTERY, Mike	1994	.250	51	22	96	23	24	10	2	2	16	44	458	10	4	14	--	0	0	3	4
BYRD, Alec	2014-17	.000	2	0	0	0	0	0	0	0	0	0	--	0	1	0	0	0	0	0	0
BYRD, Clint	1998	.250	11	0	4	0	1	0	0	0	1	250	0	2	2	0	0	0	0	0	0
CABELL, Elijah	2019	.220	58	54	164	37	36	9	1	7	25	68	415	39	13	88	1	2	1	9	10
CALANDRA, Vince	1984-85	.305	137	--	380	84	116	11	1	20	102	189	497	95	9	67	--	10	6	9	18
CALHOUN, Howard	1948	.200	9	7	20	5	4	0	0	0	0	4	200	8	--	5	--	--	--	0	--
CAMPBELL, Billy	1952-55	.328	36	--	293	73	96	1	6	2	44	115	332	13	--	2	--	--	1	4	0
CAMPOSANO, Ed	1968	.000	1	--	1	0	0	0	0	0	0	0	.000	1	--	1	--	--	--	0	--
CANTY, Bob	1966-68	.286	48	--	199	40	57	4	1	0	20	63	317	37	--	24	--	--	--	10	0
CARDULLO, Stephen	2007-10	.333	183	140	568	164	189	40	4	25	126	312	549	104	12	106	13	11	9	43	49
CAREY, Brooks	1975-76	.200	29	--	15	3	3	1	0	0	2	4	267	1	1	0	--	0	0	0	0
CARLTON, Drew	2015-17	.000	1	0	1	0	0	0	0	0	0	0	.000	0	0	0	0	0	0	0	0
CARROLL, Bob	1972-73	.000	32	--	3	6	0	0	0	0	0	0	.000	0	0	0	--	0	0	2	0
CASEY, Doug	1978-79	.373	52	--	102	30	38	7	0	1	17	48	471	28	0	7	--	1	1	0	0
CASH, Buddy	1958	.000	7	--	15	0	0	0	0	0	0	1	0	.000	1	--	3	--	--	1	--
CASH, Kevin	1997-99	.299	178	148	552	121	165	32	4	27	124	286	518	91	13	161	20	8	1	8	13
CASH, Ron	1970-71	.342	50	--	380	90	130	8	12	7	76	193	508	75	--	29	--	--	--	5	0
CASH, Sid	1990-91	.375	23	--	16	4	6	2	0	0	1	8	500	2	0	1	--	0	0	0	0
CAVANAUGH, Kyle	2017-18	.305	43	8	59	12	18	1	0	2	12	25	424	9	3	20	4	0	0	0	0
CAWTHORN, Chris	1981-82	.309	136	--	444	120	137	25	3	36	142	276	622	79	4	72	--	6	1	22	25
CHALHUB, Leon	1964	.298	16	--	21	7	5	0	0	0	3	5	238	4	--	6	--	--	--	1	--
CHAPMAN, Gibbs	2004-05	.299	132	123	461	94	138	28	6	13	106	217	471	74	15	102	4	9	9	32	36
CHAPPELL, Dave	1974	.400	7	--	5	0	2	0	0	0	1	2	400	1	1	2	--	0	0	0	0
CHAUDRON, Ralph	1948	.000	2	1	7	0	0	0	0	0	1	0	.000	0	--	0	--	--	--	0	--
CHAVEZ, Chris	1996, 98	.000	20	3	2	1	0	0	0	0	0	0	.000	2	0	0	0	0	0	0	0
CHEEK, Benny	1951-52	.667	4	0	3	0	2	0	0	0	0	2	667	2	--	0	--	--	--	0	0
CHESSMAN, Aaron	2002-05	.308	220	178	640	114	197	37	3	4	123	252	394	106	31	90	15	13	22	9	15
CHMIELEWSKI, Gerry	1963-65	.244	69	--	213	27	52	8	2	2	26	70	329	14	--	41	--	--	--	5	0
CLAYBORN, Greg	1986-88	.250	169	--	364	61	91	14	0	8	53	129	354	31	2	88	--	4	12	14	21
CLEM, Bob	1959-60	.421	44	--	183	54	77	13	7	3	38	113	617	27	--	28	--	--	--	20	--
CLEMENTS, Matt	1988-89	.182	28	--	22	3	4	2	0	0	2	9	409	4	1	3	--	0	0	0	0
CLEVELAND, Al	1969-70	.250	--	--	8	3	2	0	0	0	2	2	250	2	--	2	--	--	--	0	--
CLEVELAND, Charles	2005-06	.236	50	14	72	13	17	5	1	0	14	24	333	13	2	26	3	0	0	2	2
COARSEY, John	1949	.250	--	--	12	3	3	0	0	0	0	3	250	3	0	3	--	0	0	0	--
COCKS, Larry	1969-71	.267	44	--	341	63	91	13	3	2	46	116	340	37	--	34	--	--	--	20	--
COHEN, Hal	1982	.332	61	--	202	72	67	12	1	8	47	105	520	42	4	31	--	3	0	27	30
COLE, Chester	1966	.667	2	--	3	0	2	0	0	0	1	2	667	0	--	0	--	--	--	0	--
COLE, Chris	2001	.211	39	21	71	15	15	2	0	3	11	26	366	19	2	19	2	3	0	0	1
COLLINS, Calvin	1949	.208	--	--	77	16	16	1	0	0	9	17	221	6	2	9	--	--	--	4	--
COLTZE, James	1994	.000	6	0	3	1	0	0	0	0	2	0	.000	0	1	1	--	0	0	0	0
COLTZE, Rick	1972-73	.313	74	--	201	42	63	54	4	2	28	131	652	30	3	28	--	0	1	20	24
COMPTON, Mike	2014-16	.500	17	15	2	0	1	1	0	0	1	2	1,000	0	0	1	0	0	0	0	0
CONE, Chuck	1966-68	.220	40	--	250	44	55	10	4	1	24	76	304	38	--	25	--	--	--	10	--
CONE, Skip	1972	.211	18	--	19	1	4	0	0	0	2	4	211	4	--	5	--	--	--	0	--
CONRAD, Harold	1948	.273	4	4	11	2	3	0	0	0	0	3	273	3	--	2	--	--	--	5	--
COOK, Dave	1967-68	.140	13	--	57	7	8	0	0	1	8	11	193	5	--	25	--	--	--	3	--
COOK, John	1992	.363	41	15	91	15	33	6	0	2	14	45	495	7	1	25	--	1	1	0	0
COOK, Tom	1968	.384	41	--	138	33	53	5	4	9	47	93	674	23	--	25	--	--	--	1	--
COOPER, David	1976-77	.269	43	--	67	13	18	2	3	1	11	29	433	10	0	9	--	1	1	8	9
COPPS, Mike	1957-58	.309	40	--	123	24	38	5	3	3	32	58	472	17	--	9	--	--	--	3	--
CORSO, Lee	1954, 56-57	.297	54	30	212	49	63	7	4	0	53	78	368	43	1	11	--	--	--	28	--
COUCH, Jerry	1957-58	.435	21	--	23	10	10	0	1	1	9	15	652	10	--	2	--	--	--	0	--
COULTER, Mark	1976-77	.280	89	--	214	47	60	11	1	15	59	118	551	51	5	42	--	2	0	3	6
COX, Brian	1997-98	.354	123	109	410	118	145	33	1	20	101	240	585	59	5	63	10	4	2	40	45
COX, Sam	1948-49	.279	4	4	86	18	24	5	2	1	18	36	419	15	1	6	--	0	--	2	--
CRAIG, Keith	1981	.000	3	--	0	0	0	0	0	0	0	0	--	0	0	0	--	--	--	0	0
CREELY, Ken	1964-65	.188	16	--	16	4	3	0	0	0	0	3	188	1	--	8	--	--	--	0	--
CRIBB, Buddy	1988-90	.299	176	--	432	94	129	19	2	25	102	226	523	108	6	95	--	7	1	9	19
CRUZ, Charlie	1992, 94-95	.000	51	12	3	0	0	0	0	0	1	0	.000	0	0	1	0	0	0	0	0
CUESTA, John	1953	.319	23	--	91	12	29	5	23	0	--	80	879	--	--	--	--	--	--	--	--
CULLEN, Mike	1980-81	.270	66	--	126	37	34	7	2	3	22	54	429	23	8	23	--	2	1	5	7

INDIVIDUAL CAREER STATS - HITTING



Player	Season	Avg.	GP	GS	AB	R	H	2B	3B	HR	RBI	TB	SLG %	BB	HP	SO	GDP	SF	SH	SB	SBA
CURRY, Ben	1975-77	.304	99	--	247	41	75	7	2	9	47	113	.457	41	2	35	--	4	4	2	2
DAHLEN, Dave	1963-64	.198	36	--	106	13	21	1	2	1	10	29	.274	5	--	17	--	--	--	2	--
DANESH, Dhmed	2007-10	.278	215	103	428	89	119	31	4	12	94	194	.453	75	4	120	9	5	2	16	22
DANIEL, Bill	1974-75	.262	77	--	183	46	48	5	3	10	45	89	.486	46	3	13	--	1	1	4	5
DANIEL, Jim	1960-61	.190	16	--	42	7	8	1	0	0	5	9	.214	1	--	9	--	--	--	2	--
DANNUNZIO, Phil	1989	.333	13	--	12	1	4	0	0	0	1	4	.333	0	0	1	--	1	0	0	0
DAUGHTRY, Tyler	2017	.209	32	24	86	19	18	6	0	1	13	27	.314	29	2	23	2	2	0	3	3
DAVIDSON, Daniel	2002	1.000	1	0	1	1	1	0	0	0	0	1	1.000	0	0	0	0	0	10	0	0
DAVIDSON, Randy	1974-75	.331	122	--	462	93	153	16	3	0	49	175	.379	57	2	10	--	3	1	64	73
DAVIS, Frank	1959-62	.178	49	--	90	12	16	1	0	0	9	17	.189	12	--	26	--	--	--	1	--
DAVIS, Marcus	2013	.301	64	63	239	56	72	20	0	9	62	119	.498	29	6	34	5	6	1	6	8
DAVIS, Tim	1992	.000	26	0	3	1	0	0	0	0	0	0	.000	0	1	--	0	0	0	0	0
DAVIS, Tom	1984	.000	2	--	2	0	0	0	0	0	0	0	.000	1	--	1	--	--	--	0	--
DE LA CALLE, Danny	2014-15	.239	121	119	381	64	91	12	2	8	64	131	.344	28	11	102	10	8	10	3	4
DE SEDAS, Nander	2019	.231	62	62	208	38	40	8	1	4	32	70	.337	29	12	61	2	3	1	3	5
DEDDENS, Eric	1983-84	.262	99	--	183	39	48	9	0	4	33	69	.377	37	2	50	--	5	0	5	7
DELMONICO, Tony	2008	.374	66	66	254	69	95	19	2	8	69	142	.559	34	9	43	3	6	1	14	18
DeLOACH, Don	1978-81	.330	221	--	819	197	270	57	6	14	143	381	.465	96	8	88	--	9	3	35	45
DELPH, Josh	2012-15	.276	222	186	652	128	180	43	1	2	86	231	.354	120	26	129	12	7	14	15	22
DeLUZIO, Ben	2014-16	.252	174	167	539	101	136	26	7	4	76	188	.349	73	17	128	12	10	10	45	53
DENNIS, Greg	1984	.276	68	--	181	32	50	11	1	2	31	69	.381	34	3	11	--	1	7	4	8
DERR, Nick	2017-18	.218	100	70	257	61	56	10	1	7	41	89	.346	50	19	84	3	6	2	6	7
DIAZ, Danny	2004-06	.205	109	57	210	30	43	11	1	2	35	62	.295	23	9	75	1	2	10	2	3
DIATZ, Matt	1998-99	.384	142	142	570	147	219	41	5	43	178	399	.700	40	22	119	13	7	3	21	28
DIATZ, Zach	1997-99	.000	71	2	3	0	0	0	0	0	0	0	.000	0	2	0	0	0	0	0	0
DIBLASTI, Matt	2003, 06	.500	2	0	2	0	1	0	0	0	1	1	.500	0	0	0	0	0	0	0	0
DIBLASTI, Mike	1999-2000	.000	28	0	1	0	0	0	0	0	0	0	.000	1	0	0	0	0	0	0	0
DIRKS, Paul	1962-64	.242	21	--	33	4	8	0	1	1	8	13	.394	3	--	6	--	--	--	1	--
DONNAWAY, Jerry	1958	.143	11	--	7	2	1	0	0	0	1	1	.143	1	--	2	--	--	--	0	--
DORIA, Ken	1971-72	.296	111	--	355	62	105	18	2	7	67	148	.417	61	--	42	--	--	--	12	--
DOWELL, Danny	1981-83	.300	169	--	437	76	131	27	5	7	84	189	.432	61	9	70	--	3	1	8	12
DREW, J.D.	1995-97	.391	200	192	683	254	267	39	13	69	257	539	.789	175	23	95	9	11	4	53	68
DREW, Stephen	2002-04	.354	168	167	694	215	246	47	19	44	169	463	.667	112	11	96	2	5	16	58	65
DREWS, John	1974	.200	30	--	70	6	14	2	0	0	5	16	.229	11	1	15	--	1	0	1	1
DROHAN, Roger	1949	.211	--	--	19	5	4	0	0	0	1	4	.211	3	0	3	--	1	--	0	--
DUCHAK, Dean	1965, 1967	.180	21	--	50	5	9	0	0	1	3	12	.240	10	--	10	--	--	--	1	--
DULL, Jack	1959-61	.336	71	--	277	71	93	12	3	14	75	153	.552	44	--	37	--	--	--	14	--
DUNBAR, Marc	1990-92	.232	77	12	99	22	23	6	2	1	12	36	.364	14	3	18	--	2	1	8	14
DYER, Hal	1957	.000	3	--	3	0	0	0	0	0	0	0	.000	1	--	1	--	--	--	0	--
EASOM, Mike	1967-69	.305	41	--	440	78	134	20	11	17	83	227	.516	59	--	65	--	--	--	9	--
EASTERLING, Taiwan	2010-11	.268	78	36	138	29	37	5	0	1	21	45	.326	9	5	32	1	2	3	7	--
ECHOLS	1961	.000	5	--	2	0	0	0	0	0	0	0	.000	0	--	2	--	--	--	0	--
EDWARDS, Scott	1989	.000	1	--	0	1	0	0	0	0	0	0	.000	0	0	0	0	0	0	0	0
EGERTSON, John	1987	.200	7	--	5	1	1	0	0	3	2	400	0	0	0	--	1	0	0	0	0
EIHL, Rudy	1957	.333	7	--	3	2	1	0	0	0	1	1	.333	0	--	0	--	--	--	0	--
EISSEY, Mike	.252	62	--	119	18	30	12	0	0	0	11	42	.353	26	2	21	--	0	1	4	11
ELLIOTT, Gary	1961-62	.274	31	--	73	14	20	0	0	1	7	23	.315	10	--	11	--	--	--	10	--
EMERICK, Jack	1979-80	.289	75	--	246	56	71	20	2	6	45	113	.459	27	4	25	--	4	0	9	10
ENGLISH, Mike	1967-69	.288	7	--	160	17	46	7	1	2	24	61	.381	20	--	28	--	--	--	0	--
EPPLEY, Roy	1985	.238	20	--	21	6	5	1	0	2	10	12	.571	4	0	9	--	0	0	0	0
ERICKSON, Don	1987-88	.284	142	--	532	113	151	20	4	13	92	217	.408	70	13	86	--	8	5	33	48
EVERETT, Tyler	2008-09, 2011	.333	5	0	3	1	1	0	0	0	1	2	.667	1	0	2	0	1	0	0	0
FAIREL, Matt	2008	.000	2	0	2	0	0	0	0	0	0	0	.000	0	0	1	0	0	0	0	0
FANN, Sam	1949-50	.000	2	2	38	5	0	0	0	0	2	0	.000	5	0	0	--	1	--	3	--
FARMER, Terry	1973	.286	18	--	35	3	10	10	0	0	0	20	.571	1	1	7	--	1	2	1	1
FAURTO, Adam	1995-96	.331	113	97	378	103	125	19	5	6	78	172	.455	67	12	35	10	6	8	22	28
FAZZINI, Frank	1983-85	.369	234	--	884	261	326	52	8	79	270	631	.714	152	7	169	--	13	1	44	59
FELDER, Kenny	1990-92	.268	148	24	429	101	115	26	2	21	99	208	.485	80	21	138	--	1	0	11	22
FERGUSON, John	1969-70	.333	--	--	12	3	4	0	1	1	4	9	.750	1	--	3	--	--	--	0	--
FERGUSON, George	1961-62	.267	43	--	131	19	35	1	0	2	20	42	.321	19	--	35	--	--	--	4	--
FERNALD, Dave	1971-73	.286	39	--	70	12	20	6	1	3	11	37	.529	9	0	29	--	0	0	0	0
FERNANDEZ, Dick	1965-66	.303	95	--	383	85	116	18	9	10	82	182	.475	37	--	37	--	--	--	13	--
FERNANDEZ, Joe	1953	.196	17	--	51	7	10	1	0	0	1	3	.255	--	--	--	--	--	--	--	--
FERRAR, Robert	1962-63	.000	10	--	3	0	0	0	0	0	0	0	.000	0	--	1	--	--	--	0	--
FIGUEROED, Rick	1980-83	.327	264	--	884	193	289	52	4	29	188	436	.493	134	4	70	--	12	9	20	27
FIGUEROA, Bien	1985-86	.378	153	--	619	175	234	49	6	6	136	312	.504	91	1	60	--	9	5	25	34
FLAKE, Robin	1970-71	.190	10	--	21	2	4	0	0	0	5	4	.190	3	--	6	--	--	--	0	--
FLOWERS, J.C.	2017-19	.245	168	164	556	116	136	21	4	15	99	210	.378	83	29	154	15	4	15	20	24
FLOYD, Victor	1987	.306	27	--	36	15	11	5	2	1	7	23	.639	8	0	11	--	1	0	8	8
FORD-GRIFFIN, John	1999-01	.427	190	165	684	193	292	78	3	31	168	469	.686	108	10	83	14	8	0	13	18
FOSTER, Jonathan	2018-19	.200	57	23	90	23	18	4	0	4	14	34	.378	21	6	30	1	0	2	0	0
FOXWELL, Jim	1972-75	.297	143	--	441	78	131	53	3	14	71	232	.526	62	6	31	--	6	4	4	3
FRAGA, Pedro	1968	.000	3	--	3	0	0	0	0	0	1	0	.000	0	--	0	--	--	--	0	--
FRANCIS, Nick	2005	.250	23	9	40	12	10	1	0	0	3	11	.275	5	3	15	0	0	0	0	0
FRANK, Ed	1972	.333	20	--	3	0	1	0	0	0	0	1	.333	0	--	1	--	--	--	0	--
FRASER, Ron	1954, 1956	.000	4	2	3	0	0	0	0	0	0	0	.000	--	--	--	--	--	--	--	--
FREEMAN, Mike	1986	.000	3	--	3	0	0	0	0	0	1	0	.000	0	--	2	--	0	0	0	0
FRENCH, Doug	1960-62	.348	40	--	46	14	16	2	0												

INDIVIDUAL CAREER STATS - HITTING

Player	Season	Avg.	GP	GS	AB	R	H	2B	3B	HR	RBI	TB	SLG%	BB	HP	SO	GDP	SF	SH	SB	SBA
FREY, Skyelar	2018	.182	29	4	22	5	4	1	0	0	3	5	.227	9	0	6	1	0	1	2	3
FUENTES, Mike	1978-81	.374	208	--	752	244	261	36	6	64	234	521	.693	145	6	126	--	15	1	54	63
FULLER, Bill	1970-73	.215	55	--	93	15	20	9	0	0	7	29	.312	15	0	28	--	0	2	0	0
FULTON, Ed	1985-87	.310	200	--	629	178	195	28	2	45	190	360	.572	160	6	94	--	7	3	16	22
FUTRELL, Michael	1999-2002	.316	260	200	775	160	245	49	4	21	146	365	.471	95	19	171	15	19	10	21	34
GAGNON, John	1979	.227	27	--	44	11	10	2	1	0	6	14	.318	12	1	11	--	1	0	2	2
GATLEY, Randy	1971-73	.290	67	--	138	21	40	7	1	5	29	64	.464	20	0	17	--	0	0	2	0
GARCIA, Tommy	1955-58	.372	26	5	78	15	29	2	1	3	16	42	.538	2	--	6	--	--	1	1	--
GARRETT, Lin	1967-68	.262	14	--	42	9	11	3	0	1	4	17	.405	5	--	8	--	--	--	0	--
GARRISON, Dave	1984	.275	48	--	109	33	30	6	1	3	18	47	.431	18	1	20	--	3	0	2	5
GAST, John	2009	.000	1	0	1	0	0	0	0	0	0	0	.000	0	0	0	0	0	0	0	0
GAY, Ed	1948	.000	1	0	1	0	0	0	0	0	0	0	.000	0	--	--	--	--	--	0	--
GENTRY, Alan	1983-84	.257	87	--	144	24	37	5	0	0	30	42	.292	37	1	20	--	2	2	9	16
GIARDINO, Wayne	1965	.286	9	--	28	5	8	0	0	1	6	11	.393	1	--	2	--	--	--	0	--
GILBERT, Mark	1978	.322	62	--	214	73	69	9	1	1	32	83	.388	62	5	34	--	0	5	48	54
GILDEA, Mark	2006-07	.324	103	52	219	53	71	14	2	4	43	101	.461	39	10	63	4	4	3	14	20
GILLILAND, Brian	1989-90	.303	129	--	347	90	105	19	1	1	60	129	.372	83	2	45	--	3	8	20	29
GILMARTIN, Sean	2009-11	.354	61	12	79	18	28	8	1	0	17	38	.481	10	2	26	2	2	0	0	0
GIORDANO, Marc	1987-88	.329	86	--	216	35	71	17	1	13	57	128	.593	57	4	56	--	2	0	7	13
GIVENS, Bert	2012	.000	2	0	1	0	0	0	0	0	0	0	.000	0	0	1	0	0	0	0	0
GIVENS, John	1976	.000	15	--	8	1	0	0	0	0	0	0	.000	0	1	1	--	0	0	0	0
GIVENS, Mike	1974	.158	28	--	19	11	3	0	0	0	2	3	.158	10	0	3	--	1	0	4	5
GIVENS, Steve	1982-83	.300	111	--	180	38	54	8	1	4	45	76	.422	54	1	19	--	2	1	7	7
GOLD, Dick	1967-69	.295	38	--	511	98	151	20	12	6	83	213	.417	61	--	85	--	--	--	14	--
GONZALEZ, Devin	2007	.133	14	0	15	3	2	0	0	0	0	3	.213	2	0	2	0	1	0	0	0
GONZALEZ, Justin	2010-14	.260	233	207	750	164	195	44	6	24	147	323	.431	131	39	252	9	9	6	26	32
GOULD, JJ	2013	.143	15	0	7	3	1	0	0	0	1	1	.143	0	2	3	0	0	0	0	0
GRAGANELLA, Nick	2014-15	.182	116	7	88	30	16	3	0	0	9	19	.216	16	2	40	0	1	1	1	2
GREEN, Lane	1967	.000	--	--	4	0	0	0	0	0	0	0	.000	0	--	--	--	--	--	0	--
GREENE, Harry	1967	.205	--	--	39	5	8	0	0	0	4	8	.205	8	--	9	--	--	--	6	--
GREGORY, Brad	1989-90	.000	51	--	2	0	0	0	0	0	0	0	.000	1	0	2	--	0	0	0	0
GRESHAM, Glenn	1948-51	.286	45	38	231	39	66	9	6	2	40	93	.403	4	0	5	--	1	12	--	--
GRIFFIN, Dan	1982-83	.282	70	--	145	34	38	7	0	7	24	66	.455	19	4	20	--	1	2	6	7
GRIFFIN, Joe	1975-76	.276	21	--	29	6	8	1	0	2	6	15	.517	4	2	11	--	0	0	0	0
GRIFOL, Pedro	1989-91	.296	206	--	747	142	221	57	2	27	163	363	.486	84	7	108	--	10	10	18	32
GRIGGS, Reggie	1997	.254	33	11	59	11	15	2	0	3	11	26	.441	11	1	18	4	0	0	0	1
GRIMES, Dave	1970-71	.264	40	--	129	22	34	5	2	4	16	55	.426	14	--	20	--	--	--	3	--
GROMEK, Carl	1969-70	.050	--	--	20	0	1	0	0	0	1	1	.050	0	--	2	--	--	--	0	--
GROMEK, Greg	1969-71	.299	53	--	395	60	118	16	3	6	67	158	.400	47	--	34	--	--	--	14	--
GROVES, Brett	1998-2001	.281	238	237	834	181	234	56	7	6	133	325	.390	131	34	162	31	7	14	87	108
GRUBB, John	1970	.303	--	--	231	52	70	5	3	3	35	90	.390	30	--	25	--	--	--	14	--
GUEMPLE, Randy	1972-73	.000	35	--	3	0	0	0	0	0	0	0	.000	0	0	3	--	0	0	0	0
GUINN, Dennis	2005-08	.317	189	171	660	146	209	49	6	36	183	378	.573	83	18	91	20	14	6	6	9
GURZYNSKI, Jim	1968-69	.226	23	--	212	39	48	8	0	12	42	94	.334	44	--	66	--	--	--	3	--
HALLBERG, Mark	2007	.360	62	62	250	68	90	14	3	3	56	119	.476	41	1	20	11	3	14	11	13
HALLIDAY, John	1999-2000	.270	96	77	293	55	79	18	0	14	69	139	.474	50	6	69	5	4	0	2	3
HAMMOND, Bill	1965	.238	12	--	21	1	5	1	1	0	5	8	.381	1	--	3	--	--	--	0	--
HANEY, Chase	2019	1.000	2	0	2	0	2	0	0	0	0	2	1.000	0	0	0	0	0	0	0	0
HANEY, Mike	1964	.286	9	--	7	2	2	0	0	0	0	2	.286	0	--	4	--	--	--	1	--
HARBAUGH, Don	1970-71	.250	8	--	12	1	3	0	0	0	1	3	.250	1	--	3	--	--	--	0	--
HARDY, Jeff	1976	.291	51	--	165	54	48	8	1	10	40	88	.533	41	0	31	--	1	6	21	27
HARRIS, Bryan	1993	.000	21	0	1	0	0	0	0	0	0	0	.000	0	0	0	0	0	0	0	0
HARRIS, Dee	1976-77	.167	8	--	6	1	1	0	1	0	2	3	.500	2	0	0	--	0	0	5	6
HARRISON, Dean	1988-90	.280	140	--	264	47	74	9	2	6	45	102	.386	60	2	59	--	3	3	10	15
HART, Chris	1999-2003	.271	195	116	409	84	111	23	2	7	72	159	.389	84	15	75	14	3	7	12	12
HARTMAN, Bob	1951	.000	3	3	9	1	0	0	0	0	1	0	.000	--	--	--	--	--	--	--	--
HAWKINS, Chuck	1962, 65-66	.154	25	--	52	9	8	3	0	1	7	14	.269	6	--	13	--	--	--	0	--
HAYNES, Marvin	1952	.000	2	--	3	0	0	0	0	0	0	0	.000	0	--	2	--	--	--	0	--
HEATH, Eric	1998	.133	17	0	15	2	2	0	0	0	3	2	.133	2	0	4	0	1	0	0	1
HEATH, Ken	1984	.250	9	--	8	1	2	0	0	0	1	2	.250	0	0	3	--	0	0	0	1
HEHEMANN, George	1953-56	.136	15	0	22	5	3	0	0	0	0	3	.136	--	--	--	--	--	--	--	--
HELM, Jim	1966-68	.182	8	--	22	3	4	1	0	0	3	5	.227	0	--	6	--	--	--	0	--
HENDERSON, Matt	2016-17	.256	128	121	344	79	88	13	1	0	36	103	.299	89	24	72	8	6	18	12	15
HENDERSON, Terry	1997-98	.221	113	64	234	67	75	15	5	10	66	130	.556	44	15	53	9	6	2	6	--
HENDRIX, Carlee	1954-57	.366	53	29	338	86	90	3	5	6	57	121	.358	21	1	36	--	1	1	26	--
HENDRY, Clint	1993-94	.268	112	31	380	100	102	6	5	7	66	139	.366	21	1	52	--	2	1	28	3
HENRY, Bryan	2005-06	.239	49	33	117	14	28	11	0	1	25	42	.359	10	4	28	2	2	2	3	4
HENSON, Tom	1969-70	.281	--	--	23	2	6	1	0	0	4	7	.300	2	--	5	--	--	--	0	--
HEROLD, Spike	1951	.200	9	8	25	10	5	0	0	0	1	5	.200	--	--	--	--	--	--	--	--
HERRING, Ron	1973	.158	20	--	19	1	3	3	0	0	0	6	.316	1	1	3	--	0	3	0	0
HERRON, Jared	2018	.297	27	6	37	8	11	3	0	1	6	17	.459	4	1	9	1	0	0	0	0
HICKS, Joe	1976-77	.366	90	--	273	72	100	10	8	16	79	174	.637	47	2	39	--	3	0	1	2
HIGGINBOTHAM, Wally	1953	.211	11	--	19	1	4	0	1	1	1	9	.474	--	--	--	--	--	--	--	--
HIGGINBOTHAM, Windle	1974-75	.270	114	--	363	54	98	14	3	7	55	139	.383	62	2	20	--	2	7	6	8
HILL, Jeff	1967-69	.310	6	--	29	10	9	0	1	0	1	11	.379	5	--	6	--	--	--	0	--
HITCHCOCK, Lance	1967-68	.204	5	--	98	16	20	5	2	1	17	32	.327	22	--	25	--	--	--	2	--
HODGES, Daniel	2003	.000	2	0	3	0	0	0	0	0	0	0	.000	0	0	2	0	0	0	0	0
HODGES, Randy	1992-95	.301	257	208	775	146	233	36	12	11	136	326	.421	70	13	148	3	8	22	52	79

INDIVIDUAL CAREER STATS - HITTING



Player	Season	Avg.	GP	GS	AB	R	H	2B	3B	HR	RBI	TBSLG%	BB	HP	GDP	SB	SH	SB	SBA	
HOGAN, Jeff	1967-69	.286	37	--	395	57	113	11	9	2	53	148 .375	20	--	38	--	--	--	12	--
HÖHNE, Jerry	1959-60	.280	57	--	410	60	115	11	10	2	56	152 .371	20	--	45	--	--	--	12	--
HOLLAND, John	2012	.243	41	16	74	17	18	8	0	0	10	26 .351	12	4	19	1	0	0	1	1
HOLT, Tyler	2008-10	.359	199	199	746	257	268	59	7	21	117	404 .542	177	20	141	14	13	12	79	96
HOLTMANN, Bryant	2014-15	.000	15	6	1	0	0	0	0	0	0	0 .000	0	0	1	0	0	0	0	0
HOLTON, Tyler	2016-18	.233	41	19	73	15	17	2	0	4	16	31 .425	8	4	25	0	1	0	0	0
HOPKINS, Maury	1965-66	.254	83	--	307	69	78	20	2	14	63	144 .469	44	--	57	--	--	--	10	--
HÖRNE, Bill	1973	.321	17	--	28	4	9	9	0	0	4	18 .643	1	0	8	--	2	0	0	0
HOWARD, Lee	2012-14	.040	31	0	25	0	1	0	0	0	2	1 .040	2	0	11	2	0	0	0	0
HOWELL, Bill	1962	.667	4	--	3	1	2	1	0	0	2	3 1.000	0	--	0	--	--	--	0	--
HOWELL, Chuck	1995, 97	.667	29	6	3	2	2	1	0	0	0	3 1.000	0	0	1	0	0	0	0	0
HOWELL, Eddie	1965-66	.206	15	--	34	5	7	2	1	0	4	11 .324	7	--	14	--	--	--	0	--
HOWELL, Martin	1963-64	.200	27	--	40	7	8	4	0	0	4	12 .300	10	--	14	--	--	--	1	--
HOWELL, Wayne	1948	.222	4	3	9	0	2	0	0	0	1	2 .222	0	--	0	--	--	--	0	--
HOWSER, Dick	1956-58	.359	80	27	290	95	104	10	11	8	76	160 .552	46	--	12	--	--	--	1	33
HOWSER, Ed	1980-81	.320	42	--	50	10	16	2	3	0	14	24 .480	9	1	9	--	0	0	0	0
HÜDSON, Bob	1953-55	.269	21	--	253	63	68	6	9	4	29	104 .411	--	--	--	--	--	--	--	--
HUFF, Bruce	1976-79	.289	179	--	426	103	123	11	1	0	43	136 .319	104	5	53	--	2	8	28	62
HUFF, Gary	1971-72	.297	45	--	101	17	30	1	2	2	12	41 .406	9	14	--	--	--	--	5	--
HUFF, Ken	1978-81	.254	110	--	142	62	36	8	3	4	27	62 .437	40	4	34	--	5	1	12	13
HUGUET, J.C.	1999	.143	21	0	14	2	2	0	0	0	2	2 .143	4	0	5	1	0	0	0	0
HUNT, Monroe	1964	.200	5	--	5	1	1	0	0	1	2	4 .800	0	--	1	--	--	--	0	--
HUNT, Phil	1955-57	.311	59	28	289	70	90	14	0	5	53	119 .412	23	2	12	--	3	--	11	--
HUTCHINSON, Gage	2018-19	.000	2	0	2	1	0	0	0	0	0	0 .000	0	1	0	0	0	0	0	0
HUTCHINSON, Rich	1961, 64-65	.375	15	--	16	3	6	1	0	0	4	7 .438	1	--	3	--	--	--	0	--
HYDE, Michael	2007	.000	1	0	0	0	0	0	0	0	0	0 .000	0	0	0	0	0	0	0	0
INSOONA, Vince	1983-84	.201	103	--	179	23	36	4	0	5	24	55 .307	25	1	46	--	0	3	2	2
IRWIN	1957	.400	4	--	5	2	2	1	0	0	1	3 .600	0	--	0	--	--	--	0	--
JACKSON, Kevin	2010	.000	7	0	4	0	0	0	0	0	0	0 .000	0	1	3	0	0	0	0	0
JAMES, Rhett	2004	.250	3	0	4	0	1	1	0	0	2	2 .500	0	2	0	0	0	0	0	0
JANSEN, Louie	1954	.667	--	--	3	2	2	0	0	0	0	2 .667	--	--	--	--	--	--	--	--
JARABECK, Ken	1978	.111	6	--	9	1	1	0	0	0	1	1 .111	1	0	3	--	0	1	0	0
JARETT	1962	.250	2	--	4	1	1	0	0	0	0	1 .250	0	--	0	--	--	--	0	--
JARRETT, Link	1991-94	.279	276	208	988	165	276	65	4	5	121	384 .389	129	11	127	--	11	15	27	48
JARVIS, Trenton	2008	.000	2	0	3	0	0	0	0	0	1	0 .000	0	0	0	0	0	0	0	0
JERNIGAN, Karl	1998-01	.299	250	226	836	202	250	55	10	22	167	391 .468	106	61	159	22	14	7	66	86
JERNIGAN, Ryne	2005	.217	71	65	226	36	49	5	0	6	31	72 .319	19	9	47	7	3	3	4	6
JOHNSON, Brandon	2014	.000	12	0	0	0	0	0	0	0	0	0 .000	0	0	0	0	0	0	0	0
JOHNSON, Cobi	2015-18	.231	7	3	13	4	3	0	1	1	7	8 .615	4	0	5	0	0	0	0	0
JOHNSON, Jay	1979	.000	4	--	1	1	0	0	0	0	0	0 .000	1	0	0	--	--	--	0	0
JOHNSON, Jonathan	1995	1.000	12	11	1	1	1	0	0	1	3	4 4.000	0	0	0	0	0	0	0	0
JOHNSON, Larry	1962-64	.279	67	59	208	36	58	12	1	4	36	84 .404	31	2	26	--	2	3	6	--
JOHNSON, Sherman	2009-12	.298	228	200	755	176	225	53	2	17	146	333 .441	180	18	132	10	7	6	21	27
JOHNSTON	1961	.000	7	--	4	0	0	0	0	0	0	0 .000	0	1	--	--	--	--	0	--
JONES, Greg	1976-78	.255	83	--	137	36	35	5	3	1	15	49 .358	28	2	43	--	3	3	12	19
JONES, Hunter	2003	.000	2	0	2	0	0	0	0	0	0	0 .000	0	1	0	0	0	0	0	0
JONES, Jimmy	1982-85	.296	266	--	695	161	206	38	1	41	198	369 .531	156	4	124	--	7	3	18	25
JORDAN, Bobby	1967	.129	--	--	31	2	4	2	0	0	3	6 .194	3	--	4	--	--	--	0	--
JORDAN, Grady	1992-93	.280	76	63	193	57	54	8	2	3	19	75 .389	32	3	53	--	0	7	32	38
KANE, Matt	2009	.500	2	0	2	2	1	0	0	0	1	1 .500	1	0	0	0	0	0	0	0
KANELL, Danny	1993-94	.192	28	1	26	3	5	0	0	1	5	8 .308	1	0	5	--	1	0	0	0
KASIMIER, Doug	1968-71	.260	54	--	331	48	86	13	5	7	45	130 .393	32	--	62	--	--	--	8	--
KECK	1980	.222	63	--	9	7	2	0	0	0	3	2 .222	1	0	1	--	0	0	0	0
KEITH, John	1969-71	.212	10	--	151	14	32	3	1	1	16	40 .265	11	--	25	--	--	--	0	--
KELLER, Clyde	1968-69	.278	111	--	421	87	117	15	5	6	69	160 .380	73	4	86	--	2	7	22	17
KELLEY, Brian	2006	1.000	2	0	1	0	1	0	0	0	1	1 1.000	0	0	0	0	0	0	0	0
KELLOGG, Bob	1974-75	.333	24	--	18	10	6	2	0	0	2	8 .444	5	0	0	--	0	0	0	0
KELLY, Hayden	2015-16	.192	32	1	26	7	5	3	0	1	6	11 .423	5	7	14	2	0	0	0	0
KENNEDY, Terry	1975-77	.352	130	--	457	110	161	44	4	30	118	303 .663	67	7	68	--	7	0	2	6
KENNEY, Fred	1956-58	.192	23	1	26	3	5	0	0	0	3	5 .192	0	--	8	--	--	--	0	--
KIDD, Keith	1985-86	.266	93	--	154	49	41	7	0	8	31	72 .468	23	0	33	--	3	4	12	14
KIMBALL, Ricky	1991	.000	24	--	2	0	0	0	0	0	0	0 .000	0	0	0	--	0	0	0	0
KIMS, Ronald	1953	.091	8	--	11	3	1	0	0	0	0	1 .091	--	--	--	--	--	--	--	--
KING, John	1959-60	.263	33	--	95	10	25	2	0	0	13	27 .284	13	--	12	--	--	--	3	--
KINNEY, Matthew	2016	.000	1	0	0	0	0	0	0	0	0	0 .000	0	0	1	0	0	0	0	0
KLOSTERMAN, Jeremiah	1996-99	.293	193	122	501	80	147	30	2	13	105	220 .439	83	17	68	11	5	3	1	1
KNIFF, Brett	2013-14	.289	96	62	246	42	71	10	2	3	36	94 .382	28	10	48	8	4	10	5	6
KNIGHT, Godfrey	1948, 50	.083	10	7	12	3	1	0	0	0	0	1 .083	2	--	2	--	--	--	0	--
KOCH, Dale	1957-59	.302	61	--	215	34	65	9	2	3	58	87 .405	25	--	9	--	--	--	5	--
KOLE, Curt	1975	.184	29	--	38	5	7	2	0	1	9	23 .237	7	0	--	--	1	2	1	2
KOSCO, Drew	1984-85	.273	94	--	183	37	50	9	0	6	31	77 .421	23	1	35	--	2	0	0	1
KRAFT, Brian	2000	.125	10	0	8	2	1	0	0	0	1	1 .125	1	0	3	0	0	0	0	0
KRAMER, Emerson	1948	.000	4	3	9	0	0	0	0	0	0	0 .000	2	--	3	--	--	--	0	--
KRAMER, G.	1952	.000	1	--	1	0	0	0	0	0	0	0 .000	0	--	0	--	--	--	0	--
KULL, Bob	1964-65	.222	9	--	9	1	2	0	0	0	1	2 .222	1	--	1	--	--	--	0	--
KWIATKOWSKI, Clayton	2017-19	.000	1	0	1	0	0	0	0	0	0	0 .000	0	0	0	0	0	0	0	0
LACY, Mark	1981-82	.357	128	--	431	114	154	30	9	30	109	292 .677	81	3	55	--	6	2	4	7
LANFORD, Ernie	1958-60	.289	45	--	114	17	33	1	2	0	19	38 .333	12	--	17	--	--	--	1	--

INDIVIDUAL CAREER STATS - HITTING

Player	Season	Avg.	GP	GS	AB	R	H	2B	3B	HR	RBI	TBSLG%	BB	HP	SO	GDP	SF	SH	SB	SBA		
LANGFORD, Rick	1973	.295	59	--	237	43	70	70	3	6	39	164	692	13	2	33	--	3	0	12	18	
LANIER, T.J.	1949-50	.188	7	2	16	1	3	1	0	0	4	4	250	0	0	0	--	0	--	0	--	
LANIGAN, Bob	1949	.000	--	--	4	0	0	0	0	0	0	0	300	0	0	3	--	0	--	0	--	
LAWRENCE, Gary	1965-66	.276	60	--	145	19	40	5	2	0	23	49	338	20	--	17	--	--	4	--		
LEBER, Mike	1970-71	.280	37	--	118	23	33	3	0	2	15	42	356	24	--	13	--	--	6	--		
LEDBETTER, Jeff A.	1983-84	.213	32	--	75	11	16	2	0	4	12	30	400	8	0	24	--	0	0	0	--	
LEDBETTER, Jeff S.	1979-82	.346	262	--	968	285	335	62	8	97	346	704	727	177	7	124	--	15	1	16	25	
LEE, Larry	1973	.229	26	--	70	10	16	16	0	3	7	41	586	10	0	23	--	1	2	4	5	
LETBRANDT, Brandon	2014	.000	6	6	0	0	0	0	0	0	0	0	0	0	0	0	0	0	0	0	0	
LEVY, Loren	1982	.000	2	--	0	0	0	0	0	0	0	0	--	1	0	0	--	0	0	0	0	
LEWIS, Greg	1982	.000	4	--	0	1	0	0	0	0	0	0	--	1	0	0	--	0	0	0	0	
LEWIS, Jimmy	1991	.000	15	--	1	0	0	0	0	0	0	0	0	0	0	0	--	0	0	0	0	
LEWIS, Richie	1986-87	.200	7	--	5	3	1	0	0	0	0	1	200	1	0	1	--	0	0	0	0	
LEWIS, Ronald	1987	.247	65	--	194	43	48	5	3	2	24	65	335	22	2	52	--	1	5	34	38	
LEZCANO, Carlos	1974-77	.278	219	--	742	157	206	36	8	23	141	327	441	78	3	101	--	16	3	41	50	
LIBRANDI, John	1972-73	.310	126	--	445	91	138	78	9	7	95	255	573	86	3	43	--	4	0	20	16	
LICATA, Joe	1981	.331	76	--	275	48	91	21	1	11	63	147	535	27	3	34	--	7	1	1	3	
LIEBSACK, Tony	1991-92	.280	112	46	261	51	73	13	1	1	37	91	349	40	9	33	--	3	5	8	17	
LITTLE, Doug	1986	.429	5	--	14	4	6	1	0	0	5	7	500	3	--	1	--	1	0	0	0	
LITWHILER, Woody	1962-63	.105	16	--	19	4	2	0	0	0	2	2	105	3	--	3	--	--	--	0	--	
LOCKARD, Ed	1950-53	.189	28	9	74	11	14	2	0	0	5	16	216	3	--	5	--	--	0	0	--	
LOFTIN, Jim	1963	.429	22	--	42	5	18	3	0	0	3	21	500	1	--	11	--	--	--	5	--	
LONG, Max	1953-56	.304	29	5	148	27	45	1	3	1	16	55	372	--	--	--	--	--	--	--	--	
LONG, Wayne	1956-57	.000	2	--	0	1	1	0	0	0	0	0	0	0	0	0	--	0	--	--	5	--
LOPEZ, Mickey	1993-95	.286	202	193	724	163	207	41	14	10	116	306	423	94	16	118	3	10	10	82	102	
LOPEZ, Rafael	2009-11	.300	165	149	513	106	154	33	1	13	90	228	444	74	18	94	9	9	9	10	14	
LOTT, George	1969	.250	--	--	40	2	10	3	0	0	5	13	325	0	--	13	--	--	--	0	--	
LUECK, Jackson	2016-18	.302	163	148	572	123	173	29	3	28	134	292	510	86	25	146	8	10	3	11	14	
LUGO, Jose	1974	.194	33	--	103	9	20	0	0	0	12	20	194	8	1	9	--	1	0	1	1	
LUKER, John	1949	.000	--	--	1	0	0	0	0	0	0	0	0	0	0	0	--	0	--	0	--	
LYNCH, Kevin	2002-04	.375	8	1	8	1	3	0	0	1	1	6	750	0	0	1	0	0	0	0	0	
LYNCH, Matt	2003	.000	1	0	1	0	0	0	0	0	0	0	0	0	0	0	--	0	0	0	0	
LYTLE, Jim	1966	.324	52	--	222	58	72	9	6	13	51	132	595	27	--	34	--	--	17	--		
LYTLE, Keith	1989	.000	7	--	3	0	0	0	0	0	0	0	0	0	0	1	--	0	0	0	0	
MADDOX, Emery	1949	.115	--	--	26	5	3	0	0	0	1	3	115	3	1	2	--	0	--	1	--	
MADISON, Rick	1960-62	.291	66	--	223	57	65	12	5	7	39	108	484	32	--	36	--	--	18	--		
MAIER, Marty	1973-74	.224	59	--	170	17	38	7	0	0	21	45	265	21	0	24	--	2	4	3	7	
MALONE, Ryne	2004-06	.306	202	183	706	161	216	51	8	31	167	376	533	113	21	154	8	19	9	28	38	
MANASA, Brandon	2003-05	.185	98	--	7	91	22	15	1	1	0	8	18	198	15	1	22	2	0	1	2	45
MANGHAM, Eric	1984-86	.309	196	--	566	159	175	22	8	19	109	269	475	112	3	90	--	5	13	66	94	
MANGIN, Hal	1957	.500	3	--	4	1	2	0	0	0	0	0	0	0	0	0	--	0	--	--	0	--
MANGIN, Harold	1961-62	.331	51	--	181	34	60	10	3	1	28	79	436	17	--	17	--	--	6	--		
MANLEY, Tom	1989	.000	12	--	11	1	0	0	0	0	1	0	0	0	2	--	0	1	0	0	0	
MANN, Ed	1953-54	.500	3	--	26	3	13	0	0	1	1	16	515	--	--	--	--	--	--	--	--	
MARANO, David	1978	.500	3	--	2	1	1	0	0	0	1	1	500	1	0	1	--	0	0	0	0	
MARCINCYK, T.R.	1993	.259	35	9	54	11	14	4	0	3	15	27	500	9	0	20	--	0	0	1	2	
MARCONCINI, Chris	2015	.229	48	45	144	24	33	7	0	7	36	61	424	40	8	36	1	2	0	1	3	
MARKS, Steve	1965-66	.167	10	--	18	2	3	0	0	0	0	3	167	2	--	6	--	--	0	--	0	--
MARSHALL, Jimmy	2007-09	.429	5	0	7	3	3	1	0	0	4	571	0	0	2	0	0	0	0	0	0	
MARTIN Jr., Mike	1993-95	.272	208	207	679	136	185	44	1	20	148	291	429	140	19	92	3	24	11	35	52	
MARTIN, Mike	1965-66	.354	74	--	268	60	95	8	7	8	62	141	526	--	27	--	--	--	13	--	--	
MARTIN, Neil	1958-61	.363	61	--	190	54	69	11	4	3	24	97	511	66	--	37	--	--	6	--	--	
MARTIN, Robby	2019	.315	63	57	216	34	68	17	0	4	54	97	449	31	3	55	7	6	1	2	3	
MARTINEZ, Lionel	1980-81	.334	140	--	476	163	159	29	5	11	85	231	485	155	3	52	--	5	4	24	31	
MARTINEZ-ESTEVE, Eddy	2003-04	.379	120	117	456	98	173	39	4	28	124	304	867	59	12	86	8	7	0	10	15	
MARZAN, Jose	1984-87	.312	269	--	978	244	305	59	12	35	192	495	506	161	7	120	--	19	14	98	123	
MASON, John	1967-68	.274	33	--	201	37	55	6	3	3	60	85	423	24	--	34	--	--	12	--	--	
MASTIN, Steve	1968	.200	14	--	35	7	7	4	1	1	6	16	457	6	--	14	--	--	0	--	0	--
MATHIS, Lonnie	1969	.000	--	--	1	1	0	0	0	0	0	0	0	0	0	0	--	0	--	0	--	
MATTHEWS, Floyd	1969	.211	--	--	38	5	8	1	0	0	0	9	237	8	--	7	--	--	2	--	--	
MAXIE, Kyle	2006	.155	38	11	58	7	9	1	0	0	4	10	172	11	3	21	3	0	0	1	2	
MAYFIELD, Henry	1996-98	.248	96	15	125	31	31	6	0	1	19	40	320	39	4	24	2	1	0	5	7	
McARDLE, Jim	1976-77	.258	95	--	302	65	78	10	2	3	41	101	334	49	1	44	--	1	2	15	19	
McARDLE, Ryan	2006	.279	35	12	61	9	17	2	0	2	8	25	410	5	1	16	0	1	1	0	1	
McBRIDE, Clyde	1963	.200	24	--	30	6	6	2	0	0	7	8	267	5	--	9	--	--	5	--	--	
McBRYDE, Monty	1964-65	.290	53	--	155	40	45	5	1	2	26	58	374	27	--	27	--	--	11	--	--	
McCALEB, Blair	2000-02	.253	168	122	423	87	107	23	0	9	88	157	371	88	25	71	8	4	7	1	4	
McCARRON, Owen	1955-58	.328	78	24	344	89	113	7	6	2	29	138	401	19	3	30	--	1	--	37	--	
McCLAIN, Justin	2000	.333	12	0	12	2	4	0	0	0	0	4	333	0	0	1	0	0	0	0	0	
McCLELLAN, Chad	1986	.180	48	--	61	7	11	2	0	1	12	16	262	8	--	11	--	0	3	1	2	
McCORKEL, Shawn	1997-98	.234	71	43	167	41	39	8	0	8	30	71	425	14	5	41	0	1	6	11	12	
McCORMICK, Gene	1958, 1960	.400	26	--	45	18	18	3	0	2	13	27	600	2	--	6	--	--	5	--	--	
McCRAV, Kevin	1992-93	.257	114	53	214	45	55	13	1	7	41	91	455	51	7	53	--	2	3	5	11	
McDONALD, Blane	1978	.393	60	--	201	42	79	9	3	4	39	106	527	30	2	17	--	2	2	3	4	
McDUGALL, Marshall	1999-2000	.383	143	143	596	186	228	49	8	43	173	422	708	86	13	87	7	5	1	36	46	
McGEE, Mike	2008-11	.341	243	239	842	219	287	57	5	52	245	510	606	154	21	191	23	12	11	28	37	
McGEE, Stephen	2010-13	.258	160	132	431	87	111	30	1	9	97	170	394	124	27	75	16	14	5	6	10	
McGLONE, Rick	1975-77	.229	97	--	245	41	56	8	1	10	46	96	392	55	3	45	--	5	3			

INDIVIDUAL CAREER STATS - HITTING



Player	Season	Avg.	GP	GS	AB	R	H	2B	3B	HR	RBI	TB	SLG %	BB	HP	GDP	SF	SH	SB	SBA		
McKELVY, Lynn	1950	.257	11	9	35	11	9	0	0	0	5	9	.257	--	--	--	--	--	0	0		
McKINNEY, Joe	1985	.172	14	--	29	5	5	1	1	1	5	11	.379	3	--	3	--	--	0	0		
McNEESE, John	1991	.000	5	--	0	0	0	0	0	0	0	0	0	1	0	0	--	0	0	0		
McQUADE, Tony	2001-03	.343	151	127	501	143	172	46	7	19	106	289	.577	106	7	110	9	8	2	33	41	
McQUAIG, Charles	1994	.000	1	0	0	0	0	0	0	0	0	0	0	1	0	0	--	0	0	0	0	
McQUEEN, Barry	1971	.000	13	--	17	1	0	0	0	0	0	0	.000	3	--	7	--	--	0	0	0	
McSHANE, Ray	1960-62	.228	28	--	57	6	13	2	0	0	6	15	.263	7	--	15	--	--	0	0	0	
MEARS, Wayne	1975	.243	52	--	173	27	42	7	5	5	30	74	.428	14	1	--	--	5	2	4	7	
MEJIA, Ryan	2017	.333	10	0	9	1	3	0	0	0	4	3	.333	1	0	0	0	0	0	0	0	
MELTON, Ronald	1949-52	.323	50	35	282	56	91	12	3	3	40	118	.418	8	0	5	--	--	0	2	9	
MENDOZA, Drew	2017-19	.300	170	170	596	137	179	38	3	33	133	322	.540	146	14	184	13	10	2	8	11	
MESCHKE, Mike	2009-10	.298	59	16	94	23	28	10	0	3	23	47	.500	19	0	25	2	1	0	0	0	
MEWBOURNE, Roy	1965-67	.261	40	--	207	33	54	4	4	2	28	72	.348	33	--	16	--	--	--	12	--	
MIENTKIEWICZ, Doug	1993-95	.348	209	208	715	189	249	55	5	35	190	419	.586	174	10	94	2	10	9	27	34	
MILLER, Darren	2015-16	.259	87	50	193	30	50	12	0	2	30	68	.352	36	6	50	7	1	0	3	8	
MILLER, Justin	2002	.000	1	0	1	0	0	0	0	0	0	0	.000	0	0	0	0	0	0	0	0	
MILLER, Peter	2011-12, 14	.500	28	7	8	1	4	1	0	0	3	5	.625	1	0	1	0	0	0	0	0	
MILLER, Seth	2011-13	.230	171	115	417	73	96	26	6	4	60	146	.350	60	26	103	8	7	8	16	22	
MILLS, Billy "Cooter"	1951-54	.313	48	0	252	71	79	4	3	0	25	89	.353	23	--	10	--	--	2	8	--	
MILNER, Don	1978-79	.275	111	--	338	76	93	13	5	12	64	152	.450	61	9	54	--	--	6	2	11	14
MITCHELL, Bert	1982-84	.252	132	--	123	37	31	4	0	0	15	35	.285	17	4	19	--	3	1	8	14	
MOATES, Dave	1969	.258	--	--	213	45	55	2	7	1	21	74	.347	24	--	20	--	--	--	23	--	
MOBLEY	1982	.375	10	--	8	4	3	0	0	0	2	7	.375	2	0	1	--	1	0	0	0	
MOBLEY, David	1977-79	.293	161	--	546	111	160	20	0	30	115	270	.495	53	1	96	--	7	4	5	7	
MONTGOMERY, Ladson	2013-14	.291	53	5	55	4	16	2	0	0	7	18	.327	9	4	4	0	0	0	0	0	
MOORE, Tom	1954	.214	--	--	42	4	9	1	0	0	7	10	.238	--	--	--	--	--	--	--	--	
MORGAN, Jack	1953	.149	17	--	47	12	7	2	0	0	0	9	.191	--	--	--	--	--	--	--	--	
MORGAN, Steven	1994-96	.311	100	60	149	29	46	7	1	13	42	94	.635	21	3	4	2	2	2	3	5	
MORRIS, Jeremy	1994-97	.336	272	253	899	222	302	78	12	46	273	542	.603	146	7	133	22	17	5	61	85	
MOSS, Rick	1970-71	.167	4	--	12	5	2	0	0	0	0	2	.167	5	--	6	--	--	--	1	--	
MUCHOWICZ, Harold	1957	.000	3	--	2	1	0	0	0	0	0	0	.000	1	--	1	--	--	--	0	--	
MUELLER, Ty	1989, 1991-93	.285	235	124	712	121	203	47	4	25	136	333	.468	87	15	184	--	8	11	36	54	
MULLEN, Les	1950-51	.284	50	22	176	35	50	6	4	1	29	67	.381	14	--	8	--	--	2	4	--	
MULROY, Mike	2014	.000	4	0	2	0	0	0	0	0	1	0	.000	0	0	0	0	1	0	0	0	
MURPHY, Dago	1948	.273	16	16	66	18	18	3	2	2	14	31	.470	12	--	10	--	--	--	9	--	
MURRAY, Don	1964	.333	6	--	9	0	3	1	0	0	4	4	.444	0	--	3	--	--	--	0	--	
NAVARRO, Ray	2009	.286	6	0	7	1	2	0	0	0	2	2	.286	1	0	2	0	0	0	0	0	
NEDEAU, John	1992	.333	19	0	3	1	1	1	0	0	0	2	.667	0	0	2	--	--	--	0	--	
NEDEAU, Steve	1993-96	.293	194	103	393	79	115	16	5	2	47	147	.374	48	1	36	8	5	8	26	35	
NEDIN, Tim	1989	.000	19	--	1	0	0	0	0	0	0	0	.000	0	1	--	0	0	0	0	0	
NELSON, Carl	1959-60	.059	14	--	17	3	1	0	0	0	0	1	.059	1	--	4	--	--	--	0	--	
NELSON, Mat	2019	.282	57	54	156	32	44	7	0	6	29	69	.442	31	17	47	0	4	9	4	7	
NEMEROFF, Harvey	1974-75	.000	11	--	4	1	0	0	0	0	0	0	.000	1	0	0	--	0	0	0	0	
NETTLES, Ronald	1948-51	.183	38	34	120	22	22	4	0	0	14	26	.217	17	0	10	--	--	0	4	--	
NEWMAN, George	1948	.000	1	0	1	0	0	0	0	0	0	0	.000	0	--	0	--	--	--	0	--	
NICHOLS, Dave	1969-72	.305	114	--	701	183	214	32	15	11	97	309	.441	144	--	122	--	--	--	82	--	
NICHOLS, Dick	1968	.250	8	--	4	0	1	0	0	0	1	1	.250	2	--	0	--	--	--	0	--	
NICHOLS, Gary	1963-65	.283	96	--	297	72	84	17	4	7	54	130	.438	42	--	53	--	--	--	5	--	
NIEPORTE, Quincy	2015-17	.300	183	176	664	102	199	43	0	23	168	311	.468	59	31	69	21	16	4	3	5	
NILES, Jack	1993-94	.265	113	67	234	49	62	9	2	3	43	84	.359	27	10	53	--	2	12	14	22	
NOGOWSKI, John	2012-14	.282	171	140	511	104	144	28	3	9	105	205	.401	91	23	80	18	9	4	7	15	
NOWLIN, Klyne	1951-53	.125	9	0	8	4	1	0	0	0	0	1	.125	2	--	3	--	--	1	1	--	
O'BRIEN, Danny	1973, 75	.333	44	--	12	1	4	4	0	0	4	8	.667	0	0	4	--	0	1	0	0	
O'BRIEN, Sean	2011-12	.256	35	4	43	3	11	2	0	1	9	16	.372	2	0	9	1	2	0	0	0	
O'CONNOR, Ruairi	2005-09	.265	150	63	257	56	68	19	0	6	51	105	.409	33	8	45	10	3	4	6	9	
O'DELL, Bo	2007-08	1.000	2	0	1	1	0	0	0	0	0	1	1.000	0	0	0	0	0	0	0	0	
OLSON, Phil	1994-95	.000	40	0	3	0	0	0	0	0	0	0	.000	0	3	0	0	0	0	0	0	
OPPENHEIM, Steve	1972	.000	5	--	1	0	0	0	0	0	0	0	.000	0	--	1	--	--	--	0	--	
DRAVETZ, Tommy	2006-09	.297	226	113	481	95	143	32	6	13	93	226	.470	80	40	100	13	8	6	3	3	
OSBURN, Pat	1970	.167	--	--	42	5	7	1	0	0	1	8	.190	7	--	8	--	--	--	0	--	
OTERO, George	1998	.217	47	21	83	21	18	3	2	2	12	31	.373	17	0	22	1	1	0	3	4	
OWENS, Jackson	2015	.286	9	0	7	5	2	0	0	1	2	2	.286	0	1	0	0	1	0	0	0	
PACETTI, Joe	1985	.333	29	--	15	12	5	1	1	0	5	8	.533	1	0	3	--	--	0	2	2	
PADGETT, Al	1948	.170	16	14	53	4	9	0	0	0	3	9	.170	5	--	4	--	--	3	--	--	
PAINTER, Gary	1990	.000	10	--	1	0	0	0	0	0	0	0	.000	0	1	--	0	0	0	0	0	
PARKER, Billy	1948-50	.237	18	16	93	16	22	3	1	0	4	27	.290	9	0	20	--	--	--	8	--	
PARKER, Brad	1988-90	.304	189	--	670	145	204	41	2	27	170	329	.491	91	14	111	--	--	7	2	26	40
PARKER, Derek	1979	.000	3	--	1	0	0	0	0	0	0	0	.000	0	0	--	--	--	0	0	0	
PARKER, Geoff	2009	.250	3	0	4	0	1	0	0	0	0	1	.250	0	1	0	0	0	0	0	0	
PATTERSON, Craig	1978-79	.373	123	--	467	113	174	23	8	13	106	252	.540	63	1	26	--	10	1	23	28	
PEACHER, Brant	2004-05	.314	96	56	223	41	70	14	0	6	40	102	.457	24	5	45	6	4	3	4	5	
PERES, Ed	1973	.000	6	--	0	0	0	0	0	0	0	0	0	--	0	0	--	--	--	0	0	0
PEREZ, Eduardo	1989-91	.328	206	--	641	160	210	30	4	15	118	293	.457	82	18	128	--	--	8	10	63	86
PETREY, Donovan	2016-17	.233	70	21	103	20	24	4	0	1	12	31	.301	19	6	15	4	0	2	2	2	
PHILIP, Jerry	1957-58	.333	39	--	141	33	47	4	2	4	27	67	.475	12	--	11	--	--	--	7	--	
PINKERMAN, Charlie	1958	.143	14	--	14	2	2	0	0	0	0	2	.143	5	--	1	--	--	--	0	--	
POMPELLIA, Augie	1950-51	.293	37	37	150	39	44	3	1	4	24	61	.407	--	--	--	--	--	--	--	--	
PORCELLI, Ed	1986-87	.333	3	--	3	2	1	0	0	0	0	1	.333									



INDIVIDUAL CAREER STATS - HITTING

Player	Season	Avg.	GP	GS	AB	R	H	2B	3B	HR	RBI	TB	SLG%	BB	HP	SO	GDP	SF	SH	SB	SBA
PORTER, Tom	1968-70	.263	6	--	80	21	21	3	1	0	8	26	.325	24	12	--	--	--	--	10	--
POSEY, Buster	2006-08	.398	195	194	749	213	298	56	8	33	206	469	.626	127	13	101	24	10	9	18	25
POSEY, Cory	2000	.167	9	0	6	0	1	0	0	0	2	333	0	0	3	0	0	0	0	0	0
POSEY, Jack	2008-09, 11	.227	101	53	211	34	48	9	0	7	45	78	.370	32	6	50	6	6	5	0	1
PRICE, Dave	1971-73	.094	37	--	32	4	3	0	1	0	2	5	.156	10	0	11	0	0	1	0	0
PROBST, Jeff	2001-02	.243	95	55	230	46	56	14	2	2	34	80	.348	32	9	52	6	2	4	4	6
RALEIGH, Cal	2016-18	.292	194	193	723	140	204	50	3	32	143	356	.492	132	8	128	22	9	1	4	6
RALSTON, Jim	1950	.000	2	0	2	0	0	0	0	0	0	0	.000	--	--	--	--	--	--	--	--
RAMSEY, Craig	1978-81	.267	172	--	483	106	129	29	4	12	87	202	.418	80	12	81	--	7	4	18	24
RAMSEY, James	2009-12	.339	245	209	781	212	265	48	15	34	202	445	.570	157	31	160	8	20	6	33	42
RANNEY, Cliff	1964-65	.090	26	--	78	12	7	3	2	0	11	14	.179	6	--	17	--	--	--	0	--
RAU, Rocky	1989-90	.242	112	--	260	53	63	8	1	0	39	73	.281	43	2	48	--	3	1	22	28
READ, Robby	2002	.000	0	0	1	0	0	0	0	0	0	0	.000	0	0	1	0	0	0	0	0
READY, Gene	1964	.000	2	--	0	0	0	0	0	0	1	0	--	--	0	--	--	--	--	0	--
REAMS, Derek	1993	.429	13	0	14	2	6	1	0	0	5	7	.500	1	0	7	--	0	0	0	0
REBOIN, Bob	1989-90	.340	83	--	212	47	72	10	0	2	26	88	.415	32	5	23	--	4	6	16	25
REED, Jim	1963-64	.268	73	--	298	69	80	6	0	0	20	86	.289	43	--	33	--	--	--	--	19
REED, Jody	1983-84	.323	147	--	570	177	184	45	3	15	98	280	.491	136	10	43	--	6	1	56	70
REIBLING, Mike	1967-69	.185	4	--	27	2	5	0	0	0	1	5	.185	3	--	10	--	--	--	--	0
REICHERT, Brandon	2007	.311	62	62	225	43	70	16	0	3	51	95	.422	17	7	26	9	2	5	1	2
RHINO, David	1982	.256	48	--	90	21	23	3	1	2	17	34	.378	12	1	14	--	0	0	0	0
RICE, Loren	1951	1.000	1	0	1	1	1	0	0	1	1	4	1.000	--	--	--	--	--	--	--	--
RICE, Marty	1971-73	.228	47	--	101	10	23	6	1	1	13	34	.337	5	0	20	--	0	1	0	0
RICHARDSON, D'Vontrey	2007, 09	.333	97	57	210	64	70	11	4	2	30	95	.452	19	10	55	7	3	0	4	7
RICHIE, Todd	2003	.366	58	68	265	60	97	26	0	12	78	159	.600	43	2	35	3	5	0	5	7
RICHIE, Tony	2001-02	.325	128	123	455	86	148	32	3	16	107	234	.514	29	11	85	17	11	3	2	2
RICHMOND, Kevin	2002-03	.227	77	15	110	33	25	3	0	0	18	28	.255	15	0	28	6	2	1	1	3
RIGBY, Kevin	1978	.348	29	--	69	15	24	2	0	0	14	26	.377	7	1	5	--	3	2	2	2
RIGNEY, Justin	1992	1.80	31	11	61	12	11	2	0	2	7	19	.311	8	2	20	--	0	0	3	3
ROACHE, Dan	1970-72	.284	73	--	218	36	62	11	3	8	39	103	.472	46	--	44	--	--	--	0	--
ROBERTS, Chris	1990-92	.301	205	66	677	139	204	48	7	32	175	362	.535	84	4	126	--	10	8	39	55
ROBINSON	2002	.200	15	0	5	4	1	1	0	0	2	2	.400	0	0	1	0	0	0	0	1
ROBINSON, Kenny	1991	1.000	18	--	1	0	1	0	0	0	0	1	1.000	0	0	0	--	0	0	0	0
ROBINSON, Matt	1982-83	.276	145	--	416	89	115	17	4	2	58	146	.351	92	4	45	--	5	9	12	19
ROBINSON, Shane	2004-06	.357	206	206	830	227	296	58	9	14	117	414	.499	119	27	86	16	8	4	100	112
RODGERS, Charlie	1958-59	.240	49	--	192	46	46	5	4	3	32	68	.354	22	--	36	--	--	--	3	--
RODRIGUEZ, Carlos	1975	.264	37	--	91	16	24	6	1	0	13	32	.352	7	0	--	--	0	0	2	4
RODRIGUEZ, Raul	2004	.000	9	0	5	1	0	0	0	0	0	0	.000	2	0	2	1	0	0	0	0
ROGERS, Nick	2001-02	.339	124	116	442	112	150	39	3	14	107	237	.536	71	15	87	7	12	1	39	53
ROJAS, Louis	2004	.200	15	0	10	5	2	0	0	0	1	2	.200	8	0	6	0	0	0	0	0
ROMAN, Eric	2001	.000	1	0	1	0	0	0	0	0	0	0	.000	0	0	0	0	0	0	0	0
RONAN, Marc	1988-90	.323	206	--	725	196	234	42	4	18	145	240	.331	151	15	93	--	9	8	95	116
ROSA, Tom	1972-73	.328	108	--	412	73	135	75	5	1	35	223	.541	62	0	47	--	1	2	9	4
ROSELL, Robert	1956-57	.289	54	18	152	27	44	7	1	0	26	53	.349	11	2	3	--	2	1	9	--
ROSS, Henry	1959-61	.333	31	--	51	11	17	4	0	0	6	21	.412	18	--	8	--	--	--	1	--
ROSS, Jack	1960, 62	.262	28	--	42	5	11	1	0	0	3	12	.286	9	--	4	--	--	--	0	--
ROUNTREE, George	1962-64	.253	59	--	170	25	43	4	3	1	20	56	.329	15	--	15	--	--	--	5	--
RUDI, Mike	1987	.226	22	--	31	3	7	0	0	1	7	10	.323	7	1	10	--	0	0	0	1
RYE, Jack	2005-08	.354	257	244	882	191	312	57	3	31	190	468	.531	162	17	107	15	20	16	36	77
SAFERIGHT, Harry	1970-71	.287	54	--	359	58	103	12	7	12	81	165	.460	40	--	42	--	--	--	4	--
SAITOR, Tom	1982	.000	14	--	4	3	0	0	0	0	0	0	.000	1	0	1	--	0	0	1	1
SALAZAR, Jeremy	1995-98	.303	224	176	680	148	206	49	2	33	172	358	.526	72	11	125	19	11	4	5	13
SALVATORE, Mike	2018-19	.294	127	127	503	99	148	31	5	8	78	213	.422	68	13	50	11	10	4	14	20
SANCHEZ, Alec	2019	.225	40	10	71	10	16	1	0	0	6	17	.239	7	0	15	1	1	0	2	2
SANDERS, Chuck	1952-53	.200	12	--	25	1	5	0	0	0	1	5	.200	4	--	4	--	--	--	1	--
SANDERS, Deion	1987	.267	60	--	210	41	56	8	4	3	21	81	.386	21	4	31	--	1	2	27	36
SANSONE, John	2013-16	.273	251	249	894	192	244	65	0	21	174	372	.416	126	65	215	16	11	14	19	29
SARRON, Pete	1985-86	.635	87	--	148	56	94	15	4	6	51	135	.912	27	--	30	--	--	--	9	--
SAULS, Mark	2003-04, 06	.271	70	67	221	48	60	8	1	1	33	73	.330	48	9	44	5	4	6	15	17
SAULS, Matt	2003	.288	60	59	190	46	51	9	2	5	36	79	.416	32	11	50	2	0	9	14	17
SAUNDERS, Bill	1976	.000	1	--	0	0	0	0	0	0	0	0	.000	--	0	0	--	--	--	0	0
SAXNER, Steve	1985-86	.271	92	--	140	38	38	4	0	8	35	66	.471	47	0	33	--	3	0	2	4
SCANTLING, Hunter	2009, 11-12	.333	3	1	3	0	1	0	0	0	1	333	1	0	2	0	0	0	0	0	0
SCARCE, Mac	1970-71	.182	29	--	11	0	2	0	0	0	0	2	.182	0	--	3	--	--	--	0	--
SCARCE, Mike	1971-72	.200	41	--	10	0	2	0	1	0	2	4	.200	0	--	2	--	--	--	0	--
SCHAFFER, Glayden	1954	.600	--	--	5	3	3	1	0	0	1	4	.800	--	--	--	--	--	--	--	--
SCHELLER, Jim	1970	.152	--	--	33	4	5	1	0	0	3	6	.182	6	--	3	--	--	--	0	--
SCHIMCHAK, Ken	1977-79	.283	87	--	205	48	58	9	0	8	34	91	.444	32	2	26	--	2	3	8	11
SCHMITZ, Mike	1993	.307	60	53	192	39	59	8	1	13	43	108	.563	21	5	36	--	2	1	5	11
SCHNUTE, Greg	1968-70	.239	17	--	230	46	55	10	4	2	23	79	.343	57	--	49	--	--	--	17	--
SCHROEFFEL, Scott	1993-94	.306	111	73	268	58	82	15	5	2	36	113	.422	55	3	36	--	1	7	22	35
SCHULTZ, Brian	2004	.000	9	0	4	0	0	0	0	0	0	0	.000	0	0	1	0	0	0	0	0
SCOTT, Sam	1999	.320	65	44	172	37	55	11	0	12	39	102	.593	39	2	35	9	0	0	2	3
SEEVERS, Riley	1955-57	.303	40	11	175	38	53	4	1	1	25	62	.354	6	2	5	--	--	--	5	--
SELLERS, Mike	1952	.000	1	--	1	1	0	0	0	0	0	0	.000	1	--	1	--	--	--	0	--
SENIOR, Bryan	1995-96	.206	81	8	68	24	14	4	0	0	13	18	.265	17	0	10	2	0	0	4	9
SENN, Roy	1949	.267	--	--	15	4	4	0	0	0	3	4	.267	0	2	1	--	0	--	--	--
SERRANO, Nandy	1991-92	.329	141	70																	

INDIVIDUAL CAREER STATS - HITTING



Player	Season	Avg.	GP	GS	AB	R	H	2B	3B	HR	RBI	TB	SLG %	BB	HP	SO	GDP	SF	SH	SB	SBA
SESSIONS, Ed	1951-52	.425	16	6	40	10	17	1	1	0	9	20	500	3	--	1	--	--	1	0	--
SHAW, Truby	1949	.080	10	9	25	2	2	0	0	0	0	2	.080	5	--	7	--	--	--	1	--
SHEFFER, Chad	1993-94	.219	95	64	201	44	44	12	2	2	27	66	.328	32	8	49	--	2	3	24	33
SHEPPARD, Jim	1952	.000	1	--	1	0	0	0	0	0	0	0	.000	0	--	0	--	--	0	0	--
SHEPPARD, Johnny	1952-56-58	.211	50	8	166	22	35	1	1	2	21	44	.265	5	--	15	--	--	1	0	--
SHERILL, Tim	1972-73	.301	97	--	309	53	93	49	4	11	55	183	.592	32	3	40	--	1	0	6	7
SHIFLETT	1962	.000	3	--	3	2	0	0	0	0	0	0	.000	2	--	1	--	--	0	0	--
SHOUPPE, Jamey	1982	.000	35	--	1	0	0	0	0	0	0	0	.000	0	0	0	--	0	0	0	0
SIKES, Herb	1971-72	.322	103	--	348	60	112	13	5	12	97	171	.491	24	--	28	--	--	--	4	--
SILVA, Dylan	2014-15	.000	19	1	0	1	0	0	0	0	0	0	--	2	0	0	0	0	0	0	0
SILVESTRI, Ken	1971-72	.000	4	--	1	0	0	0	0	0	0	0	.000	0	--	0	--	--	--	0	--
STIZ, Scott	2013	.000	1	0	2	0	0	0	0	0	1	0	.000	0	0	0	0	0	0	0	0
SKELTON, Ross	1968	.208	11	--	24	4	5	0	2	1	7	12	.500	4	--	12	--	--	--	1	--
SKOK, Craig	1968-69	.161	2	--	31	4	5	0	0	0	2	5	.161	1	--	10	--	--	--	0	--
SKOUTELAKIS, Mike	1987	.304	56	--	102	25	31	8	0	2	24	45	.441	25	0	12	--	1	0	8	12
SLADE, Mike	1968-70	.219	2	--	32	6	7	2	1	1	3	14	.438	8	--	3	--	--	--	0	--
SLATON	1960	.200	7	--	5	1	1	0	0	0	0	1	.200	3	--	3	--	--	--	1	--
SLUSSER, Frank	1956-58	.273	22	0	44	8	12	3	1	1	11	20	.455	1	--	7	--	--	--	1	--
SMIERCIAK, Luke	2008	.340	43	5	47	18	16	3	1	0	11	21	.447	8	6	10	0	1	1	6	6
SMIT, Casey	2013-14	.298	99	61	242	43	72	11	0	1	38	86	.355	47	9	48	9	5	4	4	5
SMITH, Carter	2019	.245	45	23	94	18	23	5	0	2	10	34	.362	16	1	22	0	0	1	0	1
SMITH, Chris	1999-2000	.344	141	116	462	128	159	37	4	15	90	249	.539	66	18	80	12	5	2	3	3
SMITH, Derrick	2003-04	.251	97	55	227	35	57	19	1	7	45	99	.436	37	1	60	6	4	0	0	1
SMITH, Dwight	1961-62	.227	35	--	75	19	17	1	0	1	4	21	.280	9	--	5	--	--	--	4	--
SMITH, Gage	2014	.000	41	0	2	0	0	0	0	0	0	0	.000	0	0	1	0	0	0	0	0
SMITH, Ken	1951-52	.269	35	14	108	28	29	2	2	1	19	38	.352	24	--	12	--	--	--	4	--
SMITH, Richie	2001-02	.251	118	66	243	67	61	10	2	8	40	99	.407	62	7	67	5	1	6	15	19
SMITH, Roger	1972-73	.258	113	--	349	58	90	61	6	3	46	172	.493	42	1	46	--	4	1	21	20
SNYDER, Rick	1971-73	.308	135	--	416	79	128	78	9	3	64	233	.560	46	0	26	--	1	1	26	19
SNYDER, Tom	1982	.000	1	--	1	0	0	0	0	0	0	0	.000	0	0	0	--	--	--	0	0
SORRENTO, Paul	1984-86	.352	234	--	795	216	280	49	7	48	222	488	.614	184	8	127	--	16	0	28	36
SPANIO, Bobby	1999-2000	.191	112	27	136	40	26	3	1	1	14	34	.250	28	6	36	1	0	1	5	7
SPITZER, Kyle	1960-62	.292	34	--	48	13	14	0	0	0	8	14	.292	19	--	4	--	--	--	1	--
SPIVEY, Josh	2005-07	.265	96	48	185	28	49	11	0	4	30	72	.389	31	2	31	6	1	1	1	3
SPOONER, Jim	1967	.200	--	--	5	6	1	0	0	0	1	1	.200	3	--	1	--	--	--	0	--
SPRADLING, Stephen	2012	.262	35	11	42	11	11	1	0	0	4	12	.286	4	12	13	1	0	0	0	1
SPRAGUE, Gary	1966	.379	51	--	195	69	74	13	3	5	27	108	.554	46	--	11	--	--	--	20	--
SPRAGUE, Geoff	1996-97	.303	123	110	406	77	123	32	3	9	95	188	.463	57	3	30	10	12	12	21	34
STAHL, Robby	2010-11	.130	35	0	23	9	3	1	0	0	3	4	.174	10	0	10	0	1	0	0	0
STEED, Richard	1975	.000	1	--	1	0	0	0	0	0	0	0	.000	0	--	0	--	--	--	0	0
STEWART, Darrel	1967	.133	--	--	15	3	2	0	1	0	0	4	.267	3	--	2	--	--	--	0	--
STEWART, DJ	2013-15	.344	177	177	633	157	218	54	4	27	168	361	.570	147	27	117	14	8	1	24	32
STIDHAM, Jason	2007-09	.349	189	188	713	177	249	54	7	29	187	404	.567	117	26	100	10	21	5	16	31
STILLE, Kent	1963	.375	8	--	8	2	3	0	0	0	0	3	.375	1	--	1	--	--	--	0	--
STOCKS, Nick	1998	.000	8	7	1	0	0	0	0	0	0	0	.000	0	0	0	0	0	0	0	0
STRAUSS, Ryan	2005-08	.291	78	50	179	24	52	10	1	3	26	73	.408	12	0	27	4	1	4	6	9
STRINGFELLOW, Marv	1965-67	.216	27	--	125	16	27	2	0	1	21	32	.256	21	--	15	--	--	--	2	--
STRODE, Billy	2014-15	.000	26	4	1	0	0	0	0	0	0	0	.000	0	0	1	0	0	0	0	0
STUART, Ricky	1978	.500	2	--	2	1	1	0	0	0	1	1	.500	0	1	--	0	0	0	0	0
STUBBS, Michael	1988	.161	31	--	31	7	5	0	0	1	10	8	.258	6	1	8	--	0	2	4	5
STUYVERSON, Sean	2006	.167	16	0	12	1	2	0	0	0	2	.167	0	1	2	2	0	0	0	0	0
SUAREZ, Ken	1963-64	.365	18	--	137	30	50	5	0	6	33	73	.533	26	--	11	--	--	--	3	--
SULLIVAN, Len	1967	.000	--	--	2	0	0	0	0	0	0	0	.000	0	--	1	--	--	--	0	--
SULLIVAN, Tom	1954	.000	--	--	2	0	0	0	0	0	0	0	.000	--	--	--	--	--	--	0	--
SUMNER, Walt	1968-69	.280	29	--	289	70	81	16	5	7	34	128	.443	36	--	85	--	--	--	27	--
SUSEGE, Rudy	1950, 52	.219	10	0	32	8	7	1	0	0	2	8	.250	6	--	4	--	--	--	0	--
SWANSON, Cooper	2018-19	.196	76	43	243	29	28	5	0	9	18	60	.420	38	5	60	1	0	0	7	8
SWEENEY, Harvey	1954-56	.261	4	--	23	7	6	0	0	0	3	6	.261	--	--	--	--	--	--	--	--
SWOOPPE, Alvin	2013	.500	3	0	2	1	1	0	0	0	0	1	.500	1	0	1	0	0	0	0	0
SZYMANSKI, Karl	1973-74	.250	17	--	16	0	4	4	0	0	6	8	.500	4	0	6	--	2	2	2	0
TADDEO, Steve	1986-87	.318	126	--	302	73	96	24	4	3	57	137	.454	45	0	39	--	4	2	35	47
TAMAYO, John Marc	1988-90	.260	160	--	358	90	93	15	1	4	62	124	.346	53	5	46	--	3	5	23	35
TANDLICH, Jeff	1974	.178	17	--	45	3	8	1	0	1	9	12	.267	6	0	2	--	2	2	0	0
TANNER, Bill	1948	.200	12	8	40	8	8	2	1	0	7	12	.300	4	--	6	--	--	--	1	--
TAPLEY, Stuart	2008-11	.304	234	225	770	170	234	48	1	35	167	389	.505	143	31	210	15	15	15	17	24
TEAGLE, Buddy	1961-63	.295	97	--	325	59	96	21	4	8	58	149	.458	62	--	46	--	--	--	4	--
TEBBETTS, Steve	1980	.250	11	--	64	14	16	2	0	3	14	27	.422	5	0	12	--	0	1	1	1
TEBBETTS, George	1973-75	.333	103	--	339	72	113	10	3	5	52	144	.425	67	6	12	--	3	1	46	56
TEEL, BILLY	1950-51	.179	12	6	28	2	5	0	0	0	2	5	.179	--	--	--	--	--	--	--	--
THIGPEN, Clint	2000	.000	29	1	13	6	0	0	0	0	1	0	.000	7	0	3	1	1	0	0	0
THOMAS Jr., Tony	2005-07	.325	199	198	710	200	231	52	14	23	127	380	.535	119	31	180	11	10	6	59	75
THOMAS, Allen	1962-63	.143	31	--	49	7	7	1	0	0	6	10	.204	6	--	16	--	--	--	2	--
THOMAS, Brady	2006-07	.208	30	0	24	2	5	3	0	0	3	8	.333	2	1	6	2	0	0	0	0
THOMAS, Mitch	1976	1.000	2	--	1	0	1	0	0	0	0	0	1.000	1	0	0	--	--	--	0	0
THOMAS, Tom	1964-66	.299	100	--	324	65	97	11	5	9	61	145	.448	34	--	33	--	--	--	9	--
THOMPSON, DiCarlo	2004	.000	1	0	0	0	0	0	0	0	0	0	--	0	0	0	0	0	0	0	0
TICE, Mike	1978	.250	27	--	48	12	12	2	1	1	7	19	.396	11	0	12	--	0	1	1	1
TOOLE, Scott	2001-02	.226	114	74	279	64	63	9	4	2	30	86	.308	38	9	60	3	4	4	10	14



INDIVIDUAL CAREER STATS - HITTING

Player	Season	Avg.	GP	GS	AB	R	H	2B	3B	HR	RBI	TBSLG%	BB	HP	SO	GDP	SF	SH	SB	SBA	
TRAVIS, Devon	2010-12	.315	177	171	655	150	206	58	4	17	99	.323	493	90	151	28	8	14	17	24	
TRAYLOR, Ronnie	1978-79	.294	96	--	310	60	91	18	1	16	67	.159	513	31	9	31	--	2	1	2	3
TROWBRIDGE, Bob	1949-52	.216	51	32	259	60	56	10	3	4	53	.84	.324	22	0	24	--	2	0	13	--
TROXELL, Shawn	1987	.000	2	--	0	0	0	0	0	0	0	0	0	0	0	0	--	0	0	0	0
TRULUCK, Hank	2014-17	.253	145	33	170	38	43	10	0	2	31	.59	.347	35	13	60	2	3	6	6	9
TRULUCK, Roasty	1950	.270	12	9	37	6	10	0	0	0	5	10	.270	--	--	--	--	--	0	--	--
TUCKER, John	1962	.000	5	--	4	0	0	0	0	0	0	0	0.000	0	3	--	--	--	0	--	--
TUGGLE, Gale	1955-56	.378	10	0	45	12	17	1	--	0	15	.18	.400	--	--	--	--	1	--	--	--
TURKO	1977	.182	12	--	11	3	2	0	0	0	2	2	.182	2	0	0	--	0	0	0	0
TURNER	1961	.000	5	--	4	1	0	0	0	0	0	0	.000	0	--	2	--	--	0	--	--
TWOMEY, Fred	1954-57	.329	43	26	289	71	95	19	7	10	68	.158	.547	4	--	9	--	--	--	10	--
URQUHART, Whitney	1949	.000	--	0	0	0	0	0	0	0	0	0	0	0	0	0	--	0	0	0	--
VALDES, Ryan	2013	.000	13	0	7	1	0	0	0	0	0	0.000	0	0	2	0	0	0	0	1	--
VAN EYK, CJ	2018-19	.000	1	0	1	0	0	0	0	0	0	0	.000	0	0	0	0	0	0	0	0
VARNES, Blair	2002	.000	1	0	1	0	0	0	0	0	0	0	.000	0	1	0	0	0	0	0	0
VASQUEZ, Mike	1970-71	.116	7	--	43	5	5	0	0	1	5	.8	.186	8	--	7	--	--	0	--	--
VAUGHN, Bob	1955-56	.247	14	12	81	13	20	1	--	0	13	21	.259	--	3	--	--	--	1	--	--
VELEZ, Antonio	2019	.000	1	0	1	0	0	0	0	0	0	0	.000	0	0	0	0	0	0	0	0
VICKERSON, Nick	2008	.400	13	0	15	4	6	0	0	0	3	6	.400	3	0	4	0	0	0	0	0
VIERO, Gary	1976	.000	1	--	1	0	0	0	0	0	0	0	0.000	0	1	--	--	0	0	0	0
VINCENT, Wayne	1966-68	.289	24	--	114	12	33	7	0	4	22	.52	.456	6	--	20	--	--	0	--	--
VOYLES, Jim	2014-17	.000	1	0	0	0	0	0	0	0	0	0	0	0	0	0	0	0	0	0	0
WATTS, Bobby	1954, 57	.194	12	--	36	5	7	0	1	0	4	9	.250	5	--	3	--	--	1	--	--
WALBOLT	1960	.333	5	--	3	2	1	0	0	0	1	3.33	1	--	1	--	--	--	0	--	--
WALKER, Doug	1959-61	.338	61	--	213	52	72	10	9	0	45	100	.469	34	--	22	--	--	4	--	--
WALLS, Taylor	2015-17	.294	196	196	735	197	209	33	5	14	115	.294	.400	178	8	145	15	7	4	31	36
WANICKA, Bob	1959	.188	10	--	16	2	3	0	0	0	2	3	.188	1	--	3	--	--	0	--	--
WARD, Jim	1965	.000	5	--	7	1	0	0	0	0	0	0	.000	1	--	1	--	--	0	--	--
WARDELL, Danny	2003-05	.259	159	95	359	81	93	25	2	21	79	.185	.515	56	14	106	4	9	10	4	7
WASDIN, John	1991-92	.000	28	0	1	0	0	0	0	0	0	0	--	1	1	0	--	0	0	0	0
WEAVER	1980	.372	51	--	172	57	64	6	5	18	75	.134	.779	39	1	23	--	4	0	28	31
WEAVER, Colby	1992-94	.285	167	116	404	82	115	20	3	9	72	.168	.416	58	18	105	--	4	4	11	17
WEAVER, Luke	2014	.000	16	16	0	0	0	0	0	0	0	0	0	0	0	0	0	0	0	0	0
WEAVER, McGuire	2019	.313	18	0	16	4	5	2	0	0	4	7	.498	0	0	3	1	0	0	0	0
WELLS, Steven	2015-18	.232	176	90	327	75	76	16	1	10	56	.124	.379	79	13	88	11	6	5	3	6
WERNKE, Ham	1952-55	.204	22	--	137	33	28	4	1	1	24	37	.270	9	--	6	--	--	0	1	0
WEST, Eddie	1976	.400	15	--	25	8	10	2	0	0	6	12	.480	4	0	3	--	0	0	0	0
WEST, Gage	2014-16	.246	93	38	171	32	42	11	2	3	29	.66	.386	22	9	44	3	6	2	1	2
WESTENDICK, Bill	1958-60	.296	57	--	179	45	53	12	1	6	37	.85	.475	34	--	27	--	--	--	11	0
WHIDDEN, Chris	2001, 03	.000	6	0	6	0	0	0	0	0	0	0	0.000	0	0	0	0	0	0	0	0
WHITAKER, Tom	1967-68	.279	35	--	226	43	63	10	1	4	34	.87	.385	44	--	20	--	--	5	0	0
WHITE, Jimmy	1960-61	.319	42	--	163	31	52	6	3	3	29	.73	.448	23	--	15	--	--	6	0	0
WHITMER, Bob	1951	.158	6	5	19	4	3	0	0	0	1	3	.158	--	--	--	--	--	--	--	--
WILCOX, Bob	1962, 64-65	.291	85	--	292	57	85	10	1	5	52	.112	.384	31	--	42	--	--	4	--	--
WILLIAMS, Denny	1972-73	.262	121	--	413	82	108	56	6	3	53	.185	.448	86	1	65	0	1	14	11	--
WILLIAMSON	1962	.364	37	--	154	33	56	10	2	8	32	.94	.610	15	--	29	--	--	--	13	--
WILLIAMSON, Billy	1963	.331	30	--	121	19	40	4	0	3	12	.53	.438	4	--	19	--	--	2	--	--
WILLIAMSON, Bud	1956	.000	7	0	5	3	0	--	--	0	0	0	.000	--	--	--	--	--	--	--	--
WILLIAMSON, Gary	1963-64	.500	7	--	4	0	2	1	0	0	2	3	.750	0	1	--	--	--	0	0	0
WILSON, Jack	1948-49	.294	17	15	68	10	20	4	1	0	10	.26	.382	6	0	13	--	0	--	5	0
WILSON, Paul	1992, 94	.000	40	0	2	0	0	0	0	0	0	0.000	0	0	2	--	0	0	0	0	0
WINSTON, Jameis	2013-14	.209	83	37	158	27	33	9	3	0	13	.48	.304	30	6	42	2	0	1	2	4
WITT, John	1948-52	.217	17	11	77	9	17	2	1	1	10	24	.312	5	1	5	2	1	2	0	0
WOOD, Howie	1967	.500	--	2	0	1	0	0	0	1	1	.500	0	--	1	--	--	--	0	--	--
WOODS, Willie	1987	.000	2	--	2	0	0	0	0	0	0	0	.000	0	0	0	--	0	0	0	0
WOODWARD, Matt	1995-98	.231	207	105	455	76	105	17	0	0	58	.122	.268	80	9	67	3	7	9	7	8
WOODWARD, Woody	1962-63	.337	76	--	279	65	94	17	8	13	68	.166	.595	48	--	30	--	--	12	0	0
WOOLEY, Bob	1966	.500	4	--	4	1	2	0	1	0	2	4	1.000	0	--	2	--	--	0	--	--
WYNN, Bob	1953-54	.189	7	--	37	8	7	2	0	0	2	9	.243	--	--	--	--	--	--	0	0
YARBROUGH, Casey	1992	.381	20	1	21	6	8	2	1	0	10	12	.571	0	0	3	--	0	0	0	0
YARNELL, Ed	1966-67	.230	10	--	100	15	23	3	0	2	7	.32	.320	12	21	--	--	--	0	0	0
YASTRZEMSKI, Mike	1980-83	.294	279	--	944	244	278	62	12	40	223	.484	.513	174	4	76	--	13	5	40	51
YGLASTAS, Manny	1953	.229	22	--	83	16	19	1	0	1	--	23	.277	--	--	--	--	--	--	--	--
YOCUM, David	1994	.500	20	0	2	1	1	0	0	0	0	1	.500	0	0	0	--	0	0	0	0
ZABALA, Jose	1995-98	.312	239	142	539	163	168	28	1	4	82	.210	.390	113	46	70	14	6	25	22	30
ZECH, Bryan	2001-03	.283	181	165	598	141	169	36	1	6	88	.225	.376	78	37	103	5	11	15	21	30
ZECH, Scott	1995-97	.324	261	241	853	229	276	46	8	17	175	.389	.456	119	29	122	9	9	21	82	104
ZEIGLER, Bill	1967	.200	--	20	3	4	0	0	0	2	4	.200	5	--	6	--	--	--	1	--	--
ZEIGLER, Bob	1966	.143	11	--	14	1	2	0	0	1	2	.143	3	--	1	--	--	--	0	--	--
ZERA, Greg	1970-71	.200	7	--	10	1	2	0	0	0	2	.200	1	--	2	--	--	--	0	0	0
ZIMMERMAN	1961	.303	25	--	89	14	27	4	1	2	19	.39	.438	8	--	5	--	--	3	--	--
ZIRZOW, Will	2014-18	.500	2	0	2	0	1	0	0	0	0	1	.500	0	0	0	0	0	0	0	0
ZOELLER, Tommy	1983-86	.261	161	--	352	71	92	21	1	11	87	.148	.420	52	5	56	--	9	1	7	11
ZYLA, Al	1957	.000	1	--	1	0	0	0	0	0	0	0	.000	0	--	0	--	--	0	--	--

INDIVIDUAL CAREER STATS - PITCHING



Player	Season	ERA	W	L	APP	GS	CG	SHO	SV	IP	H	R	ER	BB	SO	2B	3B	HR	WP	HP	BK	SFA	SHA
AHEARN, Tyler	2018-19	7.53	2	0	23	1	0	0	0	34.2	31	31	29	33	29	7	0	5	10	5	0	1	1
ALEXANDER, Bobby	1982	4.12	1	0	8	3	0	0	0	13.1	7	12	6	21	16	2	0	0	6	0	0	--	--
AMMANN, Gene	1968-70	1.43	31	2	44	36	20	3	--	295.1	165	69	47	141	311	--	--	--	--	--	--	--	--
ANDERSON, Jack	2019	7.04	0	1	6	1	0	0	0	7.2	10	7	6	5	10	3	0	1	1	0	0	0	3
ASH, John	1954-57	1.68	6	4	10	3	0	0	0	64.1	55	48	12	24	35	--	--	--	--	--	--	--	--
ASHMONT, Al	1985	8.71	4	0	10	8	1	0	0	31	26	33	30	42	29	6	0	7	4	5	1	--	--
ATWOOD, Jim	1953-56	1.88	7	8	19	7	4	1	0	129.1	126	46	27	55	81	--	--	--	--	--	--	--	--
AVITABLE, Tony	1955-56	0.37	8	1	14	11	6	1	0	96.7	56	32	4	61	134	--	--	--	--	--	--	--	--
AXON, Don	1957, 59	0.00	0	0	2	0	0	0	0	2.2	1	0	0	0	0	--	--	--	--	--	--	--	--
BATLEY, Roger	1990-92	3.27	35	9	55	52	8	1/--	0	333	317	148	121	136	280	18	4	10	13	9	4	--	--
BARINEAU, Mark	1983	0.00	0	0	1	0	0	0	0	1	0	0	0	0	0	0	0	0	0	0	0	--	--
BARTON, Chuck	1964	0.00	0	0	5	--	--	--	4.2	4	1	0	3	1	--	--	--	--	--	--	--	--	--
BASSETT, Joe	1948	0.00	0	0	1	0	0	0	--	1.1	3	3	1	0	--	--	--	--	--	--	--	--	--
BECCACCIO, Al	1962-63	1.76	10	1	15	--	--	--	107.1	68	37	21	59	83	--	--	--	--	--	--	--	--	--
BEDINGFIELD	1977	2.97	0	0	6	0	0	0	0	9.1	8	4	3	3	5	--	--	--	--	2	0	0	--
BELL, Mike	1994-95	3.02	14	4	26	19	3	0/1	0	137.2	152	64	46	51	120	22	5	14	7	9	0	0	6
BENINCASA, Robert	2010-12	3.12	8	4	65	7	0	0/5	16	95.2	78	54	33	37	98	12	1	11	6	4	0	3	3
BENNETT, Daniel	2010-11	2.91	8	2	74	0	0	0/4	18	96	87	69	31	39	98	15	0	5	3	10	0	2	8
BENSON	1960	9.00	0	1	2	--	--	--	6	6	6	6	6	3	--	--	--	--	--	--	--	--	--
BENTLEY, John	1997-2001	3.34	13	3	43	17	1	0/2	2	143	144	72	53	32	93	27	1	249	7	8	4	3	7
BIEGALSKI, Boomer	2015	3.17	7	5	18	17	0	0/0	0	108	84	45	38	38	120	17	0	12	8	8	0	0	9
BIRD, Kyle	2012-13	7.91	0	1	34	0	0	0/4	0	33	41	30	29	30	37	10	1	1	4	5	1	2	2
BLASUCCI, Tony	1983	4.23	4	3	16	10	0	0	1	51.1	49	32	24	36	59	9	0	6	2	2	--	--	--
BLATCH, Taylor	2014-16	7.00	1	0	15	2	0	0/0	0	18	15	14	14	21	13	5	0	1	4	6	0	1	0
BOMBARD, Richard	1979	8.25	2	0	5	2	0	0	0	12	12	11	11	9	3	0	1	1	0	0	--	--	--
BONDANK	1962	0.00	0	0	2	--	--	--	2	2	0	0	0	0	--	--	--	--	--	--	--	--	--
BOXER, Jerry	1956-57	2.07	8	3	16	9	5	3	1	78.2	43	23	18	53	102	--	--	--	--	--	--	--	--
BOYD, LaDon	1967	2.33	10	1	11	10	8	2	--	85	74	27	22	24	70	--	--	--	--	--	--	--	--
BRADY, Mike	1987-90	2.86	11	3	51	4	0	0	0	7	135.2	152	59	43	42	144	--	--	9	13	9	1	--
BRETZ, Mike	1976-78	4.54	7	3	20	17	3	0	0	99.1	87	61	50	58	62	1	0	6	13	4	0	--	--
BRISTOL, Jack	1956-58	1.38	13	5	27	10	9	2	0	156.2	118	62	24	55	137	--	--	--	--	--	--	--	--
BROCK, Chris	1992	0.00	0	0	1	0	0	0/--	0	1	0	0	0	0	2	0	0	0	0	0	0	--	--
BROOKS, Kevin	1978	5.33	4	1	23	0	0	0	3	27	26	17	16	17	11	1	1	2	1	3	--	--	--
BROOKS, Marty	1966	2.30	3	0	13	--	--	--	43.1	40	17	11	16	37	--	--	--	--	--	--	--	--	--
BROWN, Dave	1973-74	4.49	1	2	18	0	0	0	2	32.1	36	23	16	15	20	--	--	1	3	1	0	--	--
BROWN, Forrest	1954	--	2	1	4	--	--	--	19	16	--	7	15	--	--	--	--	--	--	--	--	--	--
BROWN, Pete	1985	3.87	1	2	22	0	0	0	3	37.2	38	25	16	15	25	7	3	4	1	1	0	--	--
BROWNING, Barret	2005-06	4.49	11	6	47	26	0	0/2	0	156.2	185	92	78	79	123	26	4	11	8	25	1	6	13
BUCKLEY, Tye	2010-11	2.00	0	0	36	0	0	0/3	0	27	14	10	6	20	21	4	0	1	6	2	0	0	2
BULLOCK, Wallace	1951	--	0	0	1	0	0	--	8	10	5	--	2	0	--	--	--	--	--	--	--	--	--
BURGE, Travis	2006-07	4.14	2	1	54	0	0	0/4	2	63	64	34	29	23	61	13	1	4	5	9	0	1	3
BURKHEAD, Kenny	2013-14	7.96	1	0	17	2	0	0/1	0	18.1	26	17	16	11	11	10	0	2	2	0	0	0	1
BURT, Royce	1949	--	0	4	6	3	2	0	--	36.2	29	22	--	28	24	--	--	--	--	--	--	--	--
BUSCH, Brian	2009-12	4.34	18	7	94	29	0	0/6	1	261	244	170	126	118	207	48	4	22	16	27	1	13	26
BUTLER, Steve	1994-95	4.49	0	2	29	0	0	0/0	4	38.1	36	24	19	27	32	5	1	4	2	2	0	0	0
BYERLY, Rod	1987-88	3.14	14	7	45	24	3	0	0	518.1	184	88	66	42	154	--	--	18	8	1	0	--	--
BYRD, Alec	2014-17	3.75	11	4	101	4	0	0	1	124.4	114	60	52	51	130	17	2	13	9	12	0	3	7
CALHOUN, Howard	1948	--	4	3	9	7	5	1	--	63.1	44	46	--	46	71	--	--	--	--	--	--	--	--
CAMPOSANO, Ed	1968	14.12	1	0	3	0	0	0	--	5.1	9	8	8	4	2	--	--	--	--	--	--	--	--
CANNON, Eddie	2003-04	4.04	9	8	43	20	1	0/5	1	147	147	87	66	25	133	26	2	14	6	14	1	4	4
CAPPLEMAN, Bill	1967	9.00	0	0	2	0	0	0	--	3	4	3	3	1	--	--	--	--	--	--	--	--	--
CAREY, Brooks	1976-78	3.66	23	10	52	25	14	3	6	214	203	107	87	100	188	17	3	14	11	10	1	--	--
CARLTON, Drew	2015-17	3.48	18	12	71	30	1	1	0	277.1	234	105	88	57	194	49	3	14	5	18	1	5	23
CASTELLANOS, Kris	2009	13.50	0	0	3	0	0	0/0	0	2	1	3	3	5	2	0	0	1	1	0	0	0	1
CHAMBERS, Brian	2004-07	4.22	6	3	90	3	0	0/3	1	115.1	127	71	54	43	80	23	1	7	7	12	4	5	7
CHAMBLISS, Tyler	2004-06	2.92	23	8	85	19	1	0/2	16	206.2	173	100	67	92	231	23	1	9	19	24	1	1	22
CHAVEZ, Chris	1996-99	3.56	24	10	109	24	4	1/2	13	296.1	260	138	117	161	312	38	3	367	16	33	0	4	12
CHOATE, Randy	1995-97	3.24	29	7	56	40	10	1/1	1	305.1	273	134	110	94	281	44	2	594	14	24	1	9	24
CLEVELAND, Al	1970	2.73	1	0	8	0	0	--	13.2	8	4	4	10	12	--	--	--	--	--	--	--	--	--
COLE, Chester	1966	7.50	1	0	7	--	--	--	13.2	14	15	11	14	8	--	--	--	--	--	--	--	--	--
COLES, Robby	2013	3.50	4	2	30	0	0	0/2	9	36	30	14	14	16	35	5	1	2	2	3	1	1	0
COLTZIE, Rick	1972	4.69	5	4	13	9	2	--	1	67.2	69	51	35	60	33	--	--	--	--	--	--	--	--
COMPTON, Mike	2012, 14-16	3.53	28	12	61	58	2	2/5	0	306.0	327	148	120	78	216	62	11	17	2	19	2	9	20
COX, Sam	1948-49	--	3	1	5	5	3	0	--	33.1	36	27	--	14	15	--	--	--	--	--	--	--	--
CRAWFORD, Wes	1998	3.39	3	3	18	18	2	1/0	0	122.2	117	56	46	48	82	15	2	8	7	8	2	4	7
CREELEY, Ken	1964-65	3.85	6	2	30	--	--	--	63.1	50	34	27	44	34	--	--	--	--	--	--	--	--	--
CRUZ, Charlie	1992-95	2.75	11	6	73	20	2	0/1	5	207	184	81	64	107	233	25	1	9	14	13	0	2	3
DAHLEN, Dave	1963-64	2.98	0	1	3	--	--	--	6.1	6	2	2	0	2	--	--	--	--	--	--	--	--	--
DANIEL, Jim	1959-61	3.35	12	3	21	--	--	--	137	128	69	51	60	110	--	--	--	--	--	--	--	--	--
DAVIDSON, Daniel	2002-03	3.21	16	0	49	13	1	0	0	129.1	121	51	46	34	120	23	0	6	3	9	1	3	9
DAVIS, Bret	1988	2.47	7	4	23	0	0	0	2	80.1	78	37	22	29	77	--	--	3	3	2	0	--	--
DAVIS, Frank	1959-61	2.36	21	6	37	--	--	--	233.1	209	90	61	44	180	--	--	--	--	--	--	--	--	--
DAVIS, Hunter	2004	7.91	0	0	21	0	0	0/0	0	18.2	24	17	16	15	11	1	1	0	0</				

INDIVIDUAL CAREER STATS - PITCHING

Player	Season	ERA	W	L	APP	GS	CG	SHO	SV	IP	H	R	ER	BB	SO	2B	3B	HR	WP	HP	BK	SFA	SHA
DEISE, Alex	2015-16	3.72	1	0	12	0	0	0/0	0	191.16	16	9	8	6	16	2	1	2	2	3	1	1	1
DeLOACH, Don	1978	5.73	2	2	8	4	1	0	0	33	31	24	21	23	38	1	1	4	3	23	--	--	--
DIAZ, Zach	1986-99	3.72	13	9	116	5	0	0/4	6	2081.195	98	86	64	170	36	1	303	8	9	1	8	17	
DIBLASI, Matt	2003-06	3.65	1	3	106	0	0	0/4	4	1011.98	49	41	34	100	31	2	2	4	13	1	1	4	
DIBLASI, Mike	1997-2000	3.08	6	3	98	0	0	0/5	16	1057.77	45	36	74	151	11	3	140	11	11	0	5	3	
DODGE, Kevin	1981-82	3.48	0	0	13	0	0	0	0	181.15	8	7	3	17	3	0	2	1	0	0	--	--	
DREVIS, Jay	1984	24.55	0	0	1	0	0	0	0	11.3	3	3	3	1	1	0	0	0	0	0	--	--	
DROBINE, Chip	1986	4.50	0	0	1	0	0	0	0	2.3	1	1	1	1	2	0	0	0	0	--	--	--	
DROHAN, Roger	1949	--	2	1	4	3	1	0	--	25.2	33	15	--	7	16	--	--	--	--	--	--	--	
DROHAN, Shane	2018-19	4.98	3	1	22	11	0	0	0	56.0	50	32	31	58	72	12	0	4	9	4	0	1	1
DUNBAR, Matt	1987-90	3.07	9	2	57	4	0	0	4	1231.96	48	42	71	153	--	--	2	7	9	2	--	--	--
DUNN, Chris	1986	4.82	0	0	7	0	0	0	--	11.2	14	6	6	7	11	1	0	0	2	--	--	--	--
DURDEN, Andrew	2010	7.91	0	1	11	0	0	0/1	0	9.1	12	8	8	5	8	2	0	0	0	3	0	0	0
EATON, Craig	1975-76	2.86	8	8	23	16	6	1	1	126	100	55	40	61	91	--	--	6	8	2	0	--	--
ECHOLS, Frank	1961-63	3.77	3	2	16	--	--	--	--	31	25	14	13	21	15	--	--	--	--	--	--	--	--
ETGL, Rudy	1957-58	5.40	1	0	8	0	0	0	0	10	9	6	6	7	8	--	--	--	--	--	--	--	--
EVERETT, Tyler	2008-11	4.22	4	2	75	4	0	0/3	5	1321.137	90	62	62	95	28	1	9	5	18	1	5	5	
FAIREL, Matt	2007-08	3.60	14	2	39	18	0	0/2	1	1451.135	68	58	52	126	33	3	8	6	9	1	1	6	
FARMER, Terry	1973-74	2.64	16	5	33	29	10	0	0	184	147	79	54	106	120	--	--	6	9	4	2	--	--
FERGUSON, John	1969-70	1.60	5	3	21	4	2	0	0	56.2	45	15	10	20	54	--	--	--	--	--	--	--	--
FERNALD, Dave	1971-73	3.58	19	9	38	31	6	0	1	2111.197	107	84	130	163	--	--	0	0	3	2	--	--	--
FERRAR, Butch	1962-63	10.76	1	1	7	--	--	--	--	9.2	16	14	11	12	2	--	--	--	--	--	--	--	--
FERRARO, Carl	1981	4.50	1	0	4	1	0	0	0	8	5	6	4	8	7	0	0	0	3	0	--	--	--
FINNVOLD, Gar	1989-90	2.70	25	7	39	37	11	0/0	1	270.2	233	105	81	82	250	--	--	11	11	6	0	--	--
FISCHER, Ken	1979-81	4.65	20	5	60	28	4	3	4	207.2	242	132	107	111	127	39	7	19	11	3	--	--	--
FLAKE, Robin	1970-71	3.87	6	5	16	12	2	0	0	72.1	57	40	31	49	59	--	--	--	--	--	--	--	--
FLOWERS, J.C.	2019	1.69	0	0	23	1	0	0	0	13	26.2	20	6	5	11	25	2	0	1	3	2	0	0
FOLSOM, Taylor	2015	3.86	2	0	15	0	0	0/0	1	14	17	9	6	12	11	4	0	0	3	2	0	2	0
FOX, Ray	1976, 78	4.58	5	2	13	6	1	0	0	45.2	64	36	23	17	21	15	0	8	4	0	--	--	--
FRANCIS, Ben	1989-90	8.96	1	0	24	0	0	0/0	0	208.1	36	28	23	18	13	5	0	4	3	2	0	2	1
FRANK, Ed	1972	6.84	1	0	20	1	0	--	3	25	36	27	19	25	16	--	--	--	--	--	--	--	--
FRASER, Ron	1954-59	2.78	4	2	10	1	2	0	0	42.1	44	30	13	16	22	--	--	--	--	--	--	--	--
FREEMAN, Clem	1981	5.53	7	2	16	15	2	0	0	86.2	104	56	53	32	65	13	3	15	2	4	--	--	--
FULLER, Bill	1970-73	2.58	26	11	55	36	7	1	2	293.1	279	125	84	77	240	--	--	7	1	0	3	--	--
GAGNON, John	1980	5.54	3	0	13	0	0	0	0	26	25	16	16	17	25	4	0	5	3	1	--	--	--
GARCIA, Tommy	1955-58	1.96	16	4	25	12	8	2	0	188	156	51	41	56	147	--	--	--	--	--	--	--	--
GARRETT, Lin	1967-68	2.79	9	3	22	16	2	1	--	119.2	96	53	37	76	105	--	--	--	--	--	--	--	--
GAST, John	2008-10	4.97	12	7	63	16	0	0/1	0	123.1	141	88	68	60	102	21	2	9	14	19	2	1	10
GEIST, Evan	2012	18.00	0	0	2	0	0	0/1	0	1	2	2	2	1	0	0	0	0	0	0	0	0	0
GELMINE, Steve	1982-85	5.09	12	4	56	25	3	1	0	166.1	180	126	94	123	143	24	5	16	27	5	1	--	--
GILBERT, Mark	1975	1.29	1	0	2	1	0	0	0	7	5	1	1	5	6	--	--	--	0	1	0	--	--
GILMARTIN, Sean	2009-11	3.93	33	13	56	50	3	0/3	1	330	307	213	144	92	321	58	3	35	20	17	2	15	15
GINN, Chris	1998-2001	2.87	8	3	91	5	1	1/3	2	116	95	41	37	55	106	16	0	9	8	16	1	1	4
GRADY, Conor	2018-19	3.86	13	9	47	8	0	0	2	93.1	74	45	40	47	104	16	2	10	1	4	0	3	4
GRAHAM, Caleb	2006-07	4.17	1	2	23	3	0	0/3	1	41	37	31	19	23	39	11	0	3	3	4	0	1	3
GRAY, Jeff	1981-84	3.83	28	13	75	46	8	2	4	338	351	193	144	88	214	58	11	41	8	7	0	--	--
GREGORY, Brad	1989-90	2.98	12	5	50	19	4	1/--	12	178.2	178	78	59	46	164	--	--	12	6	6	1	--	--
GROMEK, Carl	1969-70	2.05	5	0	18	5	1	0	--	57	47	17	13	32	33	--	--	--	--	--	--	--	--
GUEMPLE, Randy	1972-73	3.77	0	0	35	0	0	--	2	43	38	26	18	27	19	--	--	0	0	0	0	--	--
HANEY, Chase	2016-19	3.11	10	4	95	0	0	0	1	101.1	83	44	35	38	99	20	1	4	3	13	2	7	6
HANSELMAN, Dave	1984	7.46	0	0	15	0	0	0	0	18.1	23	17	15	25	19	5	0	3	2	1	0	--	--
HARBAUGH, Don	1970-71	4.60	5	1	17	4	1	0	0	37.2	27	25	19	31	31	--	--	--	--	--	--	--	--
HARRELL, Todd	1994	8.57	0	0	3	0	0	0/--	0	2.1	2	4	2	3	2	1	0	0	1	2	0	--	--
HARRIS, Bryan	1991-93	3.77	16	10	56	24	2	0/--	1	193.2	180	94	81	95	200	24	3	7	14	9	5	--	--
HARTMAN, Bob	1951	--	2	1	3	3	3	--	--	26	21	8	--	3	7	--	--	--	--	--	--	--	--
HATCHER, Rick	1979-81	3.56	20	8	60	23	12	5	225.1	224	113	89	74	134	35	4	15	8	12	--	--	--	--
HAWKINS, Chuck	1965-66	4.96	4	3	22	--	--	--	--	78	78	48	43	31	67	--	--	--	--	--	--	--	--
HAWKINS, Larry	1962	5.20	3	2	9	--	1	--	--	50.2	62	44	29	36	36	--	--	--	--	--	--	--	--
HAYNES, Marvin	1952	--	0	0	2	--	--	--	--	6	6	4	--	4	9	--	--	--	--	--	--	--	--
HEHMANN, George	1953-56	2.58	8	2	19	5	2	0	1	94.1	87	31	27	33	21	--	--	--	--	--	--	--	--
HELM, Jim	1966-68	2.57	3	1	23	1	0	0	0	56	44	25	16	20	44	--	--	--	--	--	--	--	--
HENRY, Bryan	2005-07	2.60	32	9	53	47	1	0/5	0	322.1	272	111	93	75	273	47	3	24	2	24	5	5	13
HENSON, Tom	1969-70	1.29	7	2	17	7	2	0	0	70	59	17	10	33	44	--	--	--	--	--	--	--	--
HERRING, Ron	1973-74	3.66	10	9	33	24	8	2	2	167.2	145	85	68	90	157	--	--	9	9	3	2	--	--
HIGGINBOTHAM, Wally	1953	2.73	4	2	11	2	1	0	1	46.2	37	22	14	48	--	--	--	--	--	--	--	--	--
HILL, Jeff	1967-69	1.84	5	3	21	8	5	1	--	83.1	78	36	17	14	56	--	--	--	--	--	--	--	--
HITT, Chris	1995	9.00	0	0	2	0	0	0/0	0	1	1	6	1	5	1	1	0	0	1	0	0	0	1
HODGES, Daniel	2000-03	2.56	14	6	127	0	0	0/6	31	221.1	225	89	63	46	182	30	3	16	4	9	3	9	10
HOHNE, Jerry	1958-60	3.56	1	4	22	--	1	--	--	58.2	51	49	23	43	47	--	--	--	--	--	--	--	--
HOLLOWAY, Rick	1978-79	5.21	8	6	25	23	4	0	0	114	110	76	66	91	71	16	2	10	17	10	--	--	--
HOLTSMANN, Bryant	2012-15	3.55	16	2	80	16	0	0/5	0	162.1	157	73	64	62	102	26	1	9	9	13	3	5	9
HOLTON, Tyler	2016-18	2.																					

INDIVIDUAL CAREER STATS - PITCHING



Player	Season	ERA	W	L	APP	GS	CG	SHO	SV	IP	H	R	ER	BB	SO	2B	3B	HR	WP	HP	BK	SFA	SHA	
HUBBARD, Jason	1998-99	0.00	0	0	4	0	0	0/0	0	4	1	0	0	2	4	0	0	0	0	2	0	0	0	
HUDSON, Scott	1997, 99	11.61	0	0	8	0	0	0/1	0	6.2	7	11	8	14	8	1	0	23	0	0	0	0	1	
HUNGATE, Cade	2019	7.88	0	0	8	0	0	0	0	8.0	7	7	7	9	4	2	0	0	1	1	0	0	0	
HUNT, Monroe	1964	4.26	1	1	6	--	--	--	--	19	23	12	9	8	7	--	--	--	--	--	--	--	--	
HUTCHINSON, Gage	2018-19	8.27	1	0	20	0	0	0	0	20.2	33	25	19	12	22	7	0	3	4	6	0	3	1	
HYDE, Michael	2005-07	4.03	26	5	57	44	1	1/2	1	248	251	133	111	93	181	44	1	20	10	25	0	7	20	
JAMES, Rhett	2003-04	3.39	12	7	65	9	1	1/3	3	154.1	137	74	58	57	152	18	0	10	10	14	2	7	6	
JARVIS, Trenton	2005, 07-08	8.82	0	0	19	0	0	0/0	0	10.2	15	14	10	11	13	5	0	0	4	5	0	0	0	
JERNIGAN, Karl	2000-01	0.00	2	0	9	0	0	0/1	0	7.2	5	3	0	1	7	2	0	1	1	2	0	0	0	
JOHNSON, Barry	1988-89	5.10	1	0	16	1	0	0/1	1	30	30	18	17	15	22	0	0	6	1	2	1	--	--	
JOHNSON, Brandon	2011-14	4.33	2	1	46	0	0	0/2	1	54.1	57	31	26	17	34	7	1	3	4	4	2	3	2	
JOHNSON, Cobi	2015-18	5.49	3	3	40	9	0	0/1	1	82.0	75	58	50	45	91	14	1	11	11	8	1	3	3	
JOHNSON, Jonathan	1993-95	2.63	34	5	57	52	12	4/1	1	363.1	276	125	106	162	391	39	5	20	38	23	2	0	7	
JONES, Greg	1978	8.11	0	1	6	0	0	0	0	12.2	21	12	11	7	4	3	0	2	1	0	--	--	--	
JONES, Hunter	2003-05	4.20	9	5	57	26	1	0/4	0	167	175	103	78	47	139	30	1	19	5	17	0	8	9	
JONES, Larry	1974-77	2.40	38	10	62	54	21	9	1	390.1	266	151	104	228	336	--	--	6	36	12	1	--	--	
JORDAN, Hayden	2013	18.00	0	0	1	0	0	0/0	0	1	4	2	2	0	1	0	0	0	0	1	0	0	0	
KANELL, Danny	1993	12.27	0	0	3	0	0	0/-	0	2.2	3	3	3	0	3	1	0	0	0	3	0	--	--	
KARP, Andrew	2016-18	4.44	11	8	43	29	2	1/4	0	162.1	165	91	80	41	175	30	1	21	5	16	1	2	7	
KEELER, Jay	1980-82	3.32	18	8	53	21	2	0	7	179	158	95	66	105	120	23	6	5	10	12	0	--	--	
KEITH, John	1971	5.56	0	0	8	0	0	0	0	8.1	10	5	5	9	5	--	--	--	--	--	--	--	--	
KELLER, Clyde	1988-89	3.20	23	5	41	29	6	3/0	3	202.2	185	91	72	67	204	--	--	17	8	6	5	--	--	
KELLEY, Mike	1974-75	2.78	10	4	34	8	2	3	7	97	43	34	30	18	74	--	--	2	2	4	2	--	--	
KELLY, David	1998	8.18	0	0	19	0	0	0/3	0	13.2	12	14	12	15	10	4	0	2	4	1	0	0	0	
KENNEY, Fred	1956-58	3.59	4	4	23	4	1	0	1	70.2	67	46	28	34	48	--	--	--	--	--	--	--	--	
KIMBALL, Ricky	1988-91	3.12	23	9	113	21	5	1/0	32	280	246	124	97	119	307	--	--	10	19	15	1	--	--	
KINNEY, Matthew	2016	2.49	3	0	27	0	0	0/0	0	25.1	16	7	7	12	16	1	0	1	4	9	0	1	1	
KNIGHT, Godfrey	1948, 50	--	1	3	10	7	0	0	--	35.1	40	39	--	29	35	--	--	--	--	--	--	--	--	
KOVENSKY, Steve	1986-87	5.67	6	1	45	2	0	0	3	76.2	94	54	48	41	70	8	0	9	11	1	--	--	--	
KULL, Bob	1963-64	3.48	2	0	16	--	--	--	--	49.2	51	24	19	15	20	--	--	--	--	--	--	--	--	
KWIATKOWSKI, Clayton	2017-19	3.31	5	1	67	2	0	0	2	2103.1	90	47	38	49	111	16	2	8	12	8	1	7	3	
LaMACCHIA, Marc	2001-03	3.65	17	4	36	25	0	0	0	158	160	75	64	49	133	30	0	13	10	17	3	4	4	
LANGFORD, Rick	1973	0.00	0	1	2	0	0	--	0	3.2	3	1	0	1	2	--	--	0	0	0	--	--	--	
LANIER, T.J.	1949-50	--	3	1	9	2	1	0	--	37.2	41	16	--	10	13	--	--	--	--	--	--	--	--	
LEDBETTER, David	1982	7.20	0	0	10	0	0	0	0	10	7	10	8	13	13	2	0	3	4	0	0	--	--	
LEDBETTER, Jeff A.	1982-84	4.49	6	1	31	9	1	0	0	90.2	83	52	45	58	58	13	2	10	9	3	2	--	--	
LEDBETTER, Jeff S.	1979-82	4.95	11	2	23	18	1	0	0	98.1	87	62	54	56	79	11	1	7	12	0	2	--	--	
LEE, Mike	1986	1.98	2	0	15	0	0	0	0	18.2	15	9	4	7	16	5	0	1	0	--	--	--	--	
LEIBRANDT, Brandon	2012-14	3.13	22	8	41	41	2	0/2	0	227.1	209	92	79	68	190	45	3	13	10	10	1	4	18	
LEVY, Loren	1984	4.83	0	0	19	0	0	0	0	26.1	28	16	14	14	14	7	0	2	3	2	0	--	--	
LEWIS, Jimmy	1991	4.61	9	2	15	15	1	1/-	0	76.2	73	42	39	45	83	--	--	13	2	0	--	--	--	
LEWIS, Richie	1985-87	3.20	38	12	86	40	16	1	7	382.2	280	181	136	232	520	29	4	36	43	14	1	--	--	
LITTLE, Doug	1983-86	3.48	49	18	90	78	22	4	0	549	533	287	212	178	370	81	11	49	22	11	0	--	--	
LIZZMORE, LaWhit	1991-92	2.45	3	0	22	3	0	0/0	2	55	53	16	15	24	36	2	2	2	3	1	1	--	--	
LOCKARD, Ed	1950-53	0.73	15	2	28	13	8	0	0	184.2	133	107	15	129	131	--	--	--	--	--	--	--	--	
LOFTIN, Jim	1963	6.25	0	1	2	--	--	--	--	7.2	5	6	5	10	5	--	--	--	--	--	--	--	--	
LONG, Brad	1978-79	3.21	3	0	4	2	0	0	0	11.2	12	5	4	7	7	0	0	1	0	0	--	--	--	
LONG, Max	1953-56	1.17	19	7	25	9	5	1	0	208	180	54	27	81	117	--	--	--	--	--	--	--	--	
LORD, Justin	2001	3.29	2	3	30	0	0	0	11	30.1	39	18	11	9	34	7	0	2	1	1	0	1	1	
LOTT, George	1968-69	1.84	11	2	16	11	10	2	--	98	77	27	20	15	79	--	--	--	--	--	--	--	--	
LYNO, Mike	1983-86	3.44	45	10	74	58	8	3	1	395.2	348	197	151	173	417	67	5	32	26	7	4	--	--	
LYNCH, Kevin	2002-05	3.07	36	10	155	19	1	1/7	6	275.2	268	126	94	85	249	57	3	24	2	16	1	9	9	
LYNCH, Matt	2000-02	3.52	29	4	60	43	4	2/1	1	286	295	141	112	97	245	61	1	23	15	13	3	8	18	
MADDEN, Corben	2010	9.00	0	0	4	0	0	0/0	0	2	3	2	2	6	2	0	0	0	0	0	0	0	0	0
MADISON, Rick	1959	0.00	0	0	1	--	--	--	--	2	1	0	0	3	0	--	--	--	--	--	--	--	--	
MALPHRUS	1963	8.18	0	0	1	--	--	--	--	1.1	2	1	1	1	0	--	--	--	--	--	--	--	--	
MANASA, Brandon	2004-05	4.29	0	0	3	0	0	0/0	0	4.2	3	2	2	5	0	0	0	0	0	0	0	0	0	0
MARKS, Steve	1965-66	2.17	7	0	13	--	--	--	--	54	45	16	13	24	29	--	--	--	--	--	--	--	--	
MARSH, Brent	2006	2.49	3	1	29	0	0	0/0	1	36.2	23	12	10	10	25	4	0	3	2	2	0	2	4	
MARSHALL, Jimmy	2006-09	3.38	11	5	108	2	0	0/5	12	136	122	62	51	86	142	20	2	4	10	14	0	11	6	
MARTIN Jr., Mike	1994	0.00	0	0	1	0	0	0/-	0	1	0	0	0	0	1	0	0	0	0	0	0	--	--	
MASTIN, Steve	1968	1.27	11	0	15	11	8	2	--	106	82	18	15	22	115	--	--	--	--	--	--	--	--	
MAYER, Bob	1974-76	2.33	8	0	21	13	3	2	0	104.2	56	39	27	93	78	--	--	2	10	4	0	--	--	
McCORKEL, Shawn	1997	0.00	0	0	1	0	0	0/0	0	0.2	0	0	0	0	0	0	0	2	0	0	0	0	0	0
McCUNE, John	1965	6.69	2	0	10	--	--	--	--	12.1	12	14	9	12	14	--	--	--	--	--	--	--	--	
McDONALD, Jon	1998-2000	3.94	31	12	60	55	4	0/3	0	338	319	188	148	156	320	53	4	25	34	27	7	8	22	
McGEE, Mike	2008-11	4.27	21	7	65	30	0	0/3	18	194.1	161	115	92	117	178	29	1	23	20	12	0	6	2	
McKNIGHT	1977	0.00	0	0	1	0	0	0	0	1	1	0	0	0	1	--	--	--	--	--	--	--	--	
McLEOD, Mike	1975-77	3.00	11	3	28	18	5	2	2	126.1	94	60	42	72	86	--	--	4	8	5	0	--	--	
McNEESE, John	1991	9.88	0	0	5	0	0	0/-	0	9.1	12	11	10	7	8	--	--	4	4	1	--	--	--	
McQUEEN, Barry	1971	2.09	3	3	12	8	1	1	1	56	38	20	13	29	45	--	--	--	--	--	--	--	--	
McSHANE, Ray	1960-62	3.77	10	5	24	--	5	--	--	136	132	86	57	67	104	--	--	--	--	--				

INDIVIDUAL CAREER STATS - PITCHING

Player	Season	ERA	W	L	APP	GS	CG	SHO	SV	IP	H	R	ER	BB	SO	2B	3B	HR	WP	HP	BK	SFA	SHA
MOREVA, AI	1983	13.17	0	0	8	0	0	0	0	4.1	8	9	6	8	3	2	0	2	2	2	--	--	--
MORGAN, Steven	1993-96	3.18	25	9	75	36	3	1/3	2	269.1	248	113	95	98	197	40	2	19	11	27	0	4	6
MORGAN, Todd	1982-84	5.34	7	4	47	13	1	0	8	116.2	122	78	69	55	92	23	8	16	9	2	0	--	--
MOYER, Mitch	1974-75	2.25	0	0	7	0	0	0	0	8	5	3	2	7	1	--	--	1	0	0	--	--	--
MURRAY, Don	1964-65	3.28	2	1	7	--	--	--	30.2	27	17	11	22	17	--	--	--	--	--	--	--	--	--
NEDEAU, John	1990-92	2.24	3	1	47	0	0	0/0	7	64.2	59	26	16	22	60	4	1	1	3	6	0	--	--
NEDEAU, Steve	1993	1.88	3	3	23	0	0	0/-	3	43	24	12	9	15	35	5	0	0	3	2	0	--	--
NEDIN, Tim	1989	3.23	6	5	19	8	1	0/0	0	78.1	59	30	28	37	92	--	--	5	11	8	1	--	--
NEGRON, Oscar	1975	0.00	0	0	1	0	0	1	0	1	1	0	0	1	1	--	--	0	0	0	--	--	--
NEILL, Stephen	1996	2.47	0	0	16	0	0	0/1	0	18.2	12	7	5	10	17	1	0	1	2	0	1	0	1
NELSON, Carl	1958-60	3.56	3	4	16	--	1	--	--	58.2	41	42	23	44	53	--	--	--	--	--	--	--	--
NEWLIN, Jason	2002	12.00	0	0	3	0	0	0	0	3	7	5	4	1	3	2	0	1	0	0	0	1	0
NICHOLAS, John	1975-76	3.59	3	1	18	0	0	1	3	25.1	20	12	10	17	15	--	--	2	2	2	0	--	--
NICHOLS, Joe	1976-79	3.08	9	0	37	6	1	4	0	99.2	99	54	34	41	72	8	1	8	11	1	0	--	--
NIELSEN, Jerry	1987-88	4.13	14	5	34	30	5	0	0	170	178	103	78	99	170	--	--	11	18	2	0	--	--
NILES, Randy	1995-97	4.69	14	6	58	18	0	0/3	5	163.2	181	102	85	83	186	30	3	432	17	15	1	4	6
NOLAN, Connor	2011	4.29	0	0	4	0	0	0/0	0	2.1	2	2	1	3	2	0	0	0	0	0	0	0	0
O'BRIEN, Danny	1973-75	2.25	26	12	59	30	16	3	8	288.1	220	105	72	113	255	--	--	4	13	15	2	--	--
OCHS, Stephen	2005	5.11	0	0	11	0	0	0/0	0	14.1	21	9	8	7	11	1	0	0	3	1	0	0	1
O'DELL, Bo	2007-09	4.74	11	4	45	15	0	0/33	0	112	128	67	59	43	78	27	1	13	6	11	0	6	6
OLSON, Phil	1993-95	3.42	12	7	85	10	1	1/1	15	155.1	129	71	59	78	161	18	2	10	18	16	0	0	5
OPPENHEIM, Steve	1972	4.50	0	0	5	0	0	--	6	9	3	3	3	3	1	--	--	--	--	--	--	--	--
OSBURN, Pat	1970	0.93	12	2	18	17	6	--	--	126.2	73	23	13	61	154	--	--	--	--	--	--	--	--
OWEN, Dan	1975-76	2.89	9	0	13	8	2	2	0	59.2	46	22	19	29	28	--	--	2	6	8	0	--	--
PAINTER, Gary	1989-90	3.62	7	2	21	15	0	0/0	0	82.1	87	42	33	31	80	--	--	5	6	2	1	--	--
PARKER, Geoff	2008-10	4.67	16	5	77	24	0	0/0	4	206	204	123	107	101	193	40	2	21	26	27	1	8	13
PARRISH, Drew	2017-19	3.84	20	9	54	49	3	0	0	293.0	240	143	125	98	346	42	6	33	10	19	1	8	10
PEARSON, Brent	2001	5.25	1	0	11	0	0	0	0	12	11	7	7	9	10	1	0	0	1	0	1	1	0
PETERSON, Mark	2009	6.92	1	0	17	0	0	0/0	0	18.2	23	14	14	15	14	4	0	2	2	1	0	0	3
PETERSON, Trent	2001-03	2.97	19	4	55	33	1	0/3	0	224.2	195	104	74	74	204	31	2	12	11	20	3	3	8
PHILLIPS, Tim	1980-82	3.39	17	6	45	24	5	2	0	194	186	96	73	91	118	33	4	12	18	2	1	--	--
PINDER, Chris	1984	0.00	0	0	6	0	0	0	0	6.2	2	0	0	0	6	0	0	0	0	0	0	0	--
POLLACK, Chris	1986-87	3.11	19	7	38	33	7	5	1	214	201	101	74	86	210	14	1	17	5	3	--	--	--
POLLOCK, Austin	2018-19	6.70	4	4	31	12	0	0	1	86.0	101	74	64	50	67	24	2	8	9	8	0	5	4
POLLOCK, Bruce	1967	0.00	0	0	1	0	0	0	0	1.1	0	0	0	0	2	--	--	--	--	--	--	--	--
PORCELLI, Ed	1986-87	4.01	9	1	43	4	1	2	3	101	95	52	45	36	55	7	0	7	5	1	--	--	--
POSEY, Buster	2007-08	1.10	0	0	10	0	0	0/2	6	8.2	7	6	1	4	10	1	0	0	1	1	0	1	0
POSEY, Jack	2009, 11	5.45	0	1	23	0	0	0/0	0	23.1	32	23	14	12	22	7	0	2	5	3	0	1	0
PRICE, Dave	1971-73	2.76	7	3	37	24	3	9	4	124	104	56	38	63	79	--	--	0	0	1	--	--	--
PROCTOR, Scott	1996-98	4.45	10	2	60	12	0	0/5	7	105.2	102	66	52	68	115	17	0	240	21	13	2	3	3
RADZIWIW, Frank	2004	5.00	1	0	11	0	0	0/0	0	9	9	5	5	6	10	1	0	0	1	0	0	0	0
RAMIREZ, Ronnie	2016-18	13.50	0	0	2	0	0	0/0	0	2	4	4	3	1	2	1	0	0	0	0	0	0	0
RANNEY, Cliff	1964-65	2.30	17	5	26	--	--	--	--	207	165	74	53	79	139	--	--	--	--	--	--	--	--
READ, Robby	2001-02	4.52	18	7	60	33	1	0/2	0	205	194	131	103	87	204	37	2	19	17	36	1	3	13
REIBLING, Mike	1967-69	1.88	6	3	23	11	3	1	0	91	78	32	19	31	96	--	--	--	--	--	--	--	--
REITZ, Brandon	2017	6.00	0	0	3	0	0	0	0	3	3	2	2	2	3	0	0	1	2	0	0	0	0
REVAK, Ray	1994-85	3.77	15	10	56	25	4	3	5	212.2	214	115	89	82	125	35	1	23	17	2	0	--	--
RICE, Loren	1951	--	0	0	1	0	0	--	--	3	0	8	--	0	0	--	--	--	--	--	--	--	--
RICE, Marty	1971-74	2.84	29	10	51	35	11	1	1	288	232	115	91	148	164	--	--	3	6	2	2	--	--
RILEY, Jim	1978-79	3.79	14	9	30	29	12	2	0	197.2	216	103	83	71	114	35	10	13	5	7	--	--	--
ROBERTS, Chris	1990-92	3.31	23	8	97	42	9	3/0	0	261.2	254	122	96	105	202	10	5	16	10	0	--	--	--
ROBERTSON, Clay	1987	11.61	0	0	0	0	0	0	0	3.1	6	5	2	4	1	--	--	0	1	0	--	--	--
ROBINSON, Kenny	1991	3.08	5	1	18	7	2	2/-	5	70.2	50	26	24	30	83	--	--	2	1	1	--	--	--
ROMAN, Eric	1999-2002	2.35	4	4	61	0	0	0/2	10	69	51	31	18	33	55	6	1	4	14	0	2	0	0
ROSEN, Danny	2007	5.58	2	2	26	4	0	0/2	8	45.2	45	30	28	19	64	4	1	6	3	6	0	1	4
ROSS, Henry	1961	6.24	1	1	7	--	--	--	--	10.1	17	11	7	7	5	--	--	--	--	--	--	--	--
ROSS, Jack	1960-62	4.15	2	0	10	--	1	--	--	39	47	27	18	25	33	--	--	--	--	--	--	--	--
ROTHSCHILD, Larry	1974-75	3.67	6	3	32	9	2	1	8	93.1	96	48	38	51	74	--	--	2	9	3	0	--	--
RUSHWORTH, Jim	1992	3.37	5	1	15	7	1	1/-	0	48.1	44	20	18	31	53	8	0	3	5	2	0	--	--
SANDERS, Chuck	1952-53	2.07	4	4	13	4	1	0	0	65.2	61	39	15	28	18	--	--	--	--	--	--	--	--
SANDS, Cole	2016-18	4.73	19	15	50	48	0	0/2	0	228.1	215	141	120	87	210	46	3	26	19	22	3	6	10
SANTOS, Jerry	1988-89	4.00	6	1	17	11	0	0/0	1	54	63	30	24	31	44	--	--	2	10	0	0	--	--
SAULS, Mark	2003-06	4.50	18	9	62	46	0	0/0	0	232.0	262	155	116	93	147	43	5	13	15	25	5	7	9
SCANTLING, Hunter	2009-12	4.52	14	7	86	21	0	0/5	0	189.2	178	132	95	63	150	35	3	25	10	16	0	8	11
SCARCE, Mac	1970-71	1.30	4	3	45	9	9	0	0	69.1	28	17	10	28	109	--	--	--	--	--	--	--	--
SCHNEIDER, Ed	1980-81	4.27	13	7	26	22	4	1	0	137.1	128	93	65	88	95	20	3	13	16	4	--	--	--
SCHROEFFEL, Scott	1993	5.81	0	2	0	0	0	0/-	0	3.1	6	2	2	2	3	2	0	1	1	0	0	--	--
SCHULTZ, Brian	2004-05	4.32	7	2	34	7	0	0/1	2	77	73	50	37	30	72	14	0	5	6	7	2	2	4
SCOLARO, Jonah	2018-19	4.08	5	3	53	1	0	0	8	92.2	81	51	42	41	112	14	1	5	7	12	2	6	1
SCOTT, Robby	2010-11	5.11	0	0	24	0	0	0/1	0	14.1	4	6	8	13	15	0	0	1	3	2	1	1	0
SESSIONS, Ed	1950-52	0.00	14	4	19	9	4	--	--	121.1	100	67	68	79	--	--	--	--	--	--	--	--	--
SHAW, Buddy	1983	9.00	0	0	2	0	0	0	0	1	2	1	1	1	2	0	0	0	1	0	--	--	--
SHOUPPE, Jamey	1981																						

INDIVIDUAL CAREER STATS - PITCHING



Player	Season	ERA	W	L	APP	GS	CG	SHO	SV	IP	H	R	ER	BB	SO	2B	3B	HR	WP	HP	BK	SFA	SHA
SITZ, Scott	2010-13	4.21	23	7	68	43	0	0/6	2	252.1	245	146	118	82	190	46	5	17	7	20	5	12	12
SKOK, Craig	1968-69	1.30	7	6	14	10	3	2	--	83	65	23	12	33	86	--	--	--	--	--	--	--	--
SLADE, Mike	1968-70	2.37	8	2	24	14	3	0	--	110	97	48	29	49	86	--	--	--	--	--	--	--	--
SLUSSER, Frank	1957-58	2.00	10	1	20	4	6	0	0	99	75	31	22	27	79	--	--	--	--	--	--	--	--
SMALLEY, David	1980-83	5.04	15	5	74	9	0	0	3	189.1	172	134	106	121	191	34	1	21	14	5	1	--	--
SMALLEY, Mike	1998-99	5.25	5	1	31	6	0	0/3	0	48	53	33	28	47	51	8	0	7	2	6	0	0	2
SMITH	1977	3.29	5	3	24	3	0	1	1	63	60	31	23	18	84	--	--	0	1	2	0	--	--
SMITH, Chris	1999-2000	3.31	1	0	9	2	0	0/0	0	16.1	13	7	6	14	14	1	1	0	3	2	1	1	0
SMITH, Gage	2012-14	2.79	14	4	114	0	0	0/10	5	158	145	57	49	31	95	23	1	4	4	11	0	0	14
SMITH, Jackie	1976	2.28	6	1	14	8	1	1	1	67.2	48	30	17	38	87	--	--	2	2	2	--	--	--
SMITH, John	1964	5.40	0	2	2	--	--	--	--	5	5	7	3	1	0	--	--	--	--	--	--	--	--
SMITH, Ken	1979-80	4.38	6	2	44	8	1	0	7	111	134	68	54	31	67	13	6	11	8	3	--	--	--
SMITH, Kevin	1985	4.45	8	2	26	13	2	1	2	95.1	97	63	47	49	63	14	0	17	7	3	0	--	--
SOROKOWSKI, David	1988-89	3.48	8	1	20	14	2	0/0	0	80.2	77	50	31	42	81	--	--	8	6	2	0	--	--
SPYKER, Ron	1987	21.43	0	0	7	0	0	0	1	4.2	9	11	10	6	7	--	--	1	4	0	--	--	--
STANFORD, Matt	1997	4.46	0	0	11	0	0	0/1	0	10.1	7	6	5	9	4	1	0	45	0	1	0	0	1
STEINITZ, Scott	1989-90	3.21	1	0	20	0	0	0/0	1	42.1	38	18	15	12	50	--	--	5	1	3	0	--	--
STEWART, Grant	2017	4.91	1	0	10	0	0	0	0	11	13	6	6	7	14	5	0	1	2	3	0	0	2
STOCKS, Nick	1998-99	4.64	20	4	38	31	11	0/1	0	128	176	85	66	98	220	36	0	17	10	20	2	2	5
STRAUSS, Ryan	2005, 07-08	3.93	21	4	55	27	1	0/4	6	192.2	180	98	84	82	143	25	2	17	5	16	0	4	9
STRINGFELLOW, Marv	1965-67	2.88	16	13	40	8	2	0	--	212.0	200	91	68	55	168	--	--	--	--	--	--	--	--
STRODE, Billy	1963-65	2.48	6	1	74	7	0	0/5	15	120	91	35	33	48	128	16	0	2	2	9	1	3	4
SULLIVAN, Len	1967	2.50	1	0	4	0	0	0	0	7.2	8	3	2	1	3	--	--	--	--	--	--	--	--
SULLIVAN, Tom	1954	--	0	0	2	--	--	--	--	3.2	1	--	--	6	3	--	--	--	--	--	--	--	--
SWINDLE, Allen	1980-82	4.90	9	4	25	17	1	1	0	88.1	102	57	48	46	77	12	8	8	1	5	0	--	--
SYLVESTRINI, Ken	1975	9.00	0	0	1	0	0	0	0	1	2	1	1	1	0	--	--	--	0	0	0	--	--
TAM, Jeff	1993	4.03	0	2	22	0	0	0/0	1	29	24	14	13	16	29	2	1	4	6	1	0	--	--
TANNER, Bruce	1982-83	4.01	5	1	60	1	0	0	9	92.1	83	44	41	37	60	15	0	7	10	6	0	--	--
TEAGUE, Buddy	1963	9.00	0	0	2	--	--	--	--	4	6	4	4	4	3	--	--	--	--	--	--	--	--
THOMAS, Allen	1962-63	2.61	12	4	24	--	2	--	--	117.2	86	50	34	50	51	--	--	--	--	--	--	--	--
THOMAS, Paul	1985-87	3.05	2	2	30	1	0	0	1	50.1	57	33	17	20	26	5	2	8	1	1	0	--	--
THOMPSON, DiCarlo	2004	8.93	0	0	10	1	0	0/0	0	13.1	14	14	13	14	10	6	0	2	4	1	0	0	1
TREADAWAY, Doug	1983-84	4.46	11	3	71	3	0	0	11	125.2	132	74	62	59	99	19	5	12	4	9	0	--	--
TREXLER, David	2010-11	9.54	2	0	11	4	0	0/0	0	15.1	20	20	16	8	17	6	0	0	2	2	0	0	1
TUCKER, John	1961-62	4.47	2	0	8	--	--	--	--	16.1	23	12	8	6	11	--	--	--	--	--	--	--	--
TUCKER, Luke	2006-07	2.25	2	2	35	0	0	0/1	10	40	21	16	10	21	59	2	0	0	3	5	2	2	1
TURNER, Jerry	1961	4.14	1	1	5	--	--	--	--	15.2	20	8	7	12	9	--	--	--	--	--	--	--	--
UNDERHILL, Pat	1989-90	1.50	0	0	6	0	0	0/0	1	12	12	4	2	2	6	--	--	0	1	1	0	--	--
URQUHART, Whitey	1949	0.00	0	0	1	0	0	0	0	0.2	0	1	1	0	--	--	--	--	--	--	--	--	--
VAIL, Derek	2015	10.50	0	0	10	0	0	0/0	0	6	12	7	7	6	3	3	0	1	1	0	0	0	0
VAN EYK, CJ	2018-19	3.46	17	4	37	23	0	0	2	156.0	131	65	60	71	200	29	1	13	8	12	2	2	3
VARNES, Blair	1999-2002	3.89	41	10	76	75	3	0	0	446	464	232	193	103	326	79	1	34	18	38	3	9	19
VASQUEZ, Mike	1971	27.00	0	0	2	0	0	0	1	1	1	3	3	0	0	--	--	--	--	--	--	--	--
VELEZ, Antonio	2019	4.17	5	2	22	3	0	0	1	45.1	46	28	21	11	50	6	0	3	0	4	0	0	4
VIGUE, Ryan	2008-09	9.90	0	0	13	0	0	0/0	0	10	9	12	11	10	9	1	1	1	2	2	0	1	0
VILLANUEVA, Elih	2008	4.01	7	4	17	16	1	0/1	0	101	89	52	45	42	95	21	0	6	1	14	1	5	5
VINCENT, Wayne	1966-68	1.79	25	10	41	20	13	2	--	292	192	84	58	104	289	--	--	--	--	--	--	--	--
VOYLES, Ed	2015-18	3.09	2	4	37	7	0	0	2	64	76	37	22	20	53	18	2	4	5	4	1	3	6
VOYLES, Jim	2014-17	3.48	11	2	77	2	0	0	2	121.2	110	62	47	51	117	23	2	8	11	7	1	5	3
WALTS, Bobby	1954, 57	1.62	0	1	7	0	0	0	0	11.1	11	2	2	5	1	--	--	--	--	--	--	--	--
WALKER, Doug	1959	0.80	0	1	--	--	--	--	--	11.2	1	2	1	1	0	--	--	--	--	--	--	--	--
WANISH, John	1987	3.08	2	2	11	4	0	0	0	35.1	32	15	12	16	35	--	--	3	2	1	--	--	--
WARD, Andy	2015-16	7.71	0	0	3	0	0	0/0	0	2.1	3	2	2	2	3	1	0	0	0	0	0	0	0
WARD, Jim	1965	5.45	2	1	9	--	--	--	--	23.1	30	16	14	7	8	--	--	--	--	--	--	--	--
WARMOTH, Tyler	2016	5.94	1	1	23	0	0	0/1	4	30.1	24	18	18	9	40	4	0	5	2	8	0	1	0
WASDIN, John	1991-93	3.17	16	4	46	27	1	0/0	1	193.1	170	86	68	73	229	24	2	15	13	5	2	--	--
WAUGH, Mike	2011-12	4.08	5	3	39	1	0	0/3	2	66.1	72	57	30	27	53	7	2	4	2	2	0	2	2
WEAVER, Luke	2012-14	3.08	16	6	49	37	2	1/4	1	245.2	207	93	84	63	244	28	1	19	10	13	3	6	7
WELLS, Steven	2015-18	2.08	0	0	7	0	0	0	0	4.1	9	3	1	1	5	2	0	0	1	1	0	1	1
WERNKE, Chris	1954	--	1	0	7	--	--	--	--	27.1	26	--	--	18	15	--	--	--	--	--	--	--	--
WHIDDEN, Ham	1999-03	2.91	4	3	86	0	0	0/2	8	96	77	38	31	53	112	14	1	1	16	8	0	4	5
WHIDDEN, Nick	2000	1.63	2	1	26	0	0	0/1	2	33.2	31	9	6	12	38	6	0	1	4	1	0	0	0
WHITMER, Bob	1951	0.00	1	2	3	3	--	--	--	25.1	23	15	10	18	--	--	--	--	--	--	--	--	--
WHITMER, Casey	2007	4.47	1	0	12	0	0	0/1	0	14.1	13	7	7	10	17	3	0	0	1	3	0	0	0
WIGGINS, Dick	1979-80	3.49	20	7	30	27	14	3	0	206.2	218	96	80	52	116	32	10	19	5	5	--	--	--
WILLIAMSON, Gary	1963-64	7.83	1	2	7	--	--	--	--	16.1	15	21	14	18	11	--	--	--	--	--	--	--	--
WILSON, Paul	1992-94	2.37	27	11	56	40	15	6/0	1	304.2	246	100	80	88	299	32	4	11	10	16	2	--	--
WINSTON, Jameis	2013-14	2.25	2	2	41	0	0	0/3	9	60.1	36	18	15	19	52	6	2	1	8	1	2	2	1
WITT, John	1948-50, 52	0.00	15	7	26	20	17	0	--	189.2	175	109	70	79	--	--	--	--	--	--	--	--	--
WOLFER, John	1979-80	4.69	12	0	17	14	4	1	0	92.1	101	52	48	45	50	9	13	4	4	1	--	--	--
WOOD, Austin	2009	6.49	0	0	9	5	0	0/0	0	22.2	24	22	16	25	13	5	0	2	6	2	0	2	6
YOCUM, David	1994-95	2.85	16	5	38	23	2	0/1	2	163.1	135	64	48	63	195	27	2	18	10	6	2	2	2
ZIEGLER, Mike	2000	3.04	10	4	20	20	3	2/1	0														

COACHING HISTORY

1948-51			CHARLIE ARMSTRONG			1979			DICK HOWSER		
YEAR	W-L-T	PCT	YEAR	W-L-T	PCT	YEAR	W-L-T	PCT	YEAR	W-L-T	PCT
1948	9-8-0	.529	1979	43-17-1	.713						
1949	11-8-0	.579									
1950	13-7-0	.650									
1951	13-6-0	.684									
TOTALS	46-29-0	.613									
1952-54			RALPH MATHERLY			1980-2019			MIKE MARTIN		
YEAR	W-L-T	PCT	YEAR	W-L-T	PCT	YEAR	W-L-T	PCT	YEAR	W-L-T	PCT
1952	17-4-0	.810	1980	51-12-0	.810	1981	56-23-0	.709	1982	56-17-1	.764
1953	13-10-1	.563	1982	55-18-1	.750	1983	55-29-0	.655	1984	55-29-0	.655
1954	13-8-0	.619	1985	59-23-0	.720	1986	61-13-0	.824	1987	55-18-0	.753
TOTALS	43-22-1	.659	1987	50-18-1	.714	1988	54-18-0	.750	1989	57-15-0	.792
			1989	57-14-0	.803	1990	49-21-0	.700	1991	57-14-0	.708
1955-63			DANNY LITWHILER			1992	53-22-0	.707	1992	49-21-0	.700
YEAR	W-L-T	PCT	YEAR	W-L-T	PCT	1993	53-16-0	.768	1993	46-19-0	.708
1955	17-6-1	.729	1994	52-17-0	.754	1994	50-17-0	.746	1994	53-20-0	.726
1956	25-7-0	.781	1995	52-17-0	.746	1995	57-14-0	.803	1995	57-14-0	.736
1957	22-9-0	.710	1996	53-20-0	.726	1996	60-14-0	.811	1996	47-19-0	.712
1958	20-7-0	.741	1997	45-23-0	.662	1997	54-13-1	.801	1997	44-21-0	.677
1959	22-11-0	.667	1998	45-18-0	.714	1998	45-23-0	.662	1998	44-21-0	.677
1960	13-9-0	.591	1999	48-20-0	.706	1999	45-18-0	.714	1999	45-13-0	.776
1961	21-7-0	.750	2000	46-19-0	.746	2000	54-14-0	.794	2000	54-14-0	.794
1962	23-14-0	.622	2001	50-17-0	.746	2001	45-18-0	.714	2001	45-18-0	.714
1963	26-13-0	.667	2002	47-17-0	.734	2002	46-23-0	.667	2002	43-19-0	.694
TOTALS	189-83-1	.694	2003	43-17-0	.717	2003	41-22-0	.651	2003	42-23-0	.646
			2004	46-19-0	.746	2004	46-23-0	.667	2004	42-23-0	.646
1964-68			FRED HATFIELD			2005	47-17-0	.734	2005	42-23-0	.646
YEAR	W-L-T	PCT	YEAR	W-L-T	PCT	2006	43-17-0	.717	2006	42-23-0	.646
1964	23-13-0	.639	1964	23-13-0	.639	2007	44-21-0	.677	2007	42-23-0	.646
1965	32-11-1	.739	1965	32-11-1	.739	2008	45-13-0	.776	2008	42-23-0	.646
1966	39-13-0	.750	1966	39-13-0	.750	2009	45-13-0	.776	2009	42-23-0	.646
1967	32-14-0	.696	1967	32-14-0	.696	2010	45-18-0	.714	2010	42-23-0	.646
1968	35-6-0	.854	1968	35-6-0	.854	2011	48-20-0	.706	2011	42-23-0	.646
TOTALS	161-57-1	.737	TOTALS	161-57-1	.737	2012	46-19-0	.746	2012	42-23-0	.646
						2013	46-19-0	.746	2013	42-23-0	.646
1969-74			JACK STALLINGS			2014	50-17-0	.746	2014	42-23-0	.646
YEAR	W-L-T	PCT	YEAR	W-L-T	PCT	2015	47-17-0	.734	2015	42-23-0	.646
1969	38-13-1	.740	1969	38-13-1	.740	2016	43-17-0	.717	2016	42-23-0	.646
1970	49-9-1	.839	1970	49-9-1	.839	2017	43-17-0	.717	2017	42-23-0	.646
1971	41-17-0	.707	1971	41-17-0	.707	2018	44-21-0	.677	2018	42-23-0	.646
1972	45-23-0	.662	1972	45-23-0	.662	2019	41-22-0	.651	2019	42-23-0	.646
1973	38-21-0	.644	1973	38-21-0	.644	2020	46-23-0	.667	TOTALS	2,029-736-4	.733
1974	37-25-1	.595	1974	37-25-1	.595	2020	43-19-0	.694			
TOTALS	248-108-3	.695	TOTALS	248-108-3	.695	2020	42-23-0	.646			
						2020	42-23-0	.646			
1975-78			WOODY WOODWARD			2020	42-23-0	.646			
YEAR	W-L-T	PCT	YEAR	W-L-T	PCT	2020	---	---			
1975	49-10-0	.831	1975	49-10-0	.831						
1976	40-16-0	.714	1976	40-16-0	.714						
1977	37-13-0	.740	1977	37-13-0	.740						
1978	44-18-0	.710	1978	44-18-0	.710						
TOTALS	170-57-0	.749	TOTALS	170-57-0	.749						

ALL-TIME ASSISTANT COACHES

Chip Baker	1985-02	Pete Jenkins	2006-07
Jimmy Belanger	2020-present	Greg Jones	1983
Mike Bell	2012-18	Jay Kearce	1993
Jerrold Brown	2004-05	Clyde Keller	2016-19
Chris Cates	2013	Frank Martello	1988
Lazer Collazo	1992	Mike Martin, Jr.	1998-19
Rod Delmonico	1984-89, 2008	Matt Matulia	2011-12
David Fannin	1981-83	Kevin McCray	1994-95
Bill Fuller	1980	Joe McFarland	1982
Mike Futrell	2003-04	Jon McFatter	1987
Randy Gailey	1982-84	Mike McLeod	1982-89
Rick Hatcher	1984	Mike Metcalf	2020-present
Jeremy Haynes	2015	Jim Morris	1980-81
Keith Hendry	1981	Jack Niles	1996-97
Bryan Henry	2014	Brian Rhee	1991-92
Tyler Holt	2019-present	Jamey Shouppe	1990-11
Brian Hoop	2009-10	Steve Winterling	1986-91
Link Jarrett	2002-03		

HONORS

HONORS



F



PLAYERS OF THE YEAR/ALL-AMERICANS

NATIONAL PLAYERS OF THE YEAR

1977	Terry Kennedy	The Sporting News
1981	Mike Fuentes	Golden Spikes Award
1982	Jeff Ledbetter	The Sporting News Baseball America
1986	Mike Loynd	Golden Spikes Award
1997	J.D. Drew	Golden Spikes Award Collegiate Baseball The Sporting News Baseball America
2005	Shane Robinson	Collegiate Baseball
2007	Tony Thomas, Jr.	Collegiate Baseball
2008	Buster Posey	Rivals Golden Spikes Award Dick Howser Trophy Brooks Wallace Award Johnny Bench Award Baseball America Collegiate Baseball
2012	James Ramsey	Rivals ABCA

FIRST TEAM ALL-AMERICANS

Dick Howser	Shortstop	1957-58
Buddy Teagle	Catcher	1962
Mike Augustine	Outfielder	1963
Ken Suarez	Catcher	1964
Jim Lyttle	Outfielder	1966
Dick Gold	Second Baseman	1969
Dick Nichols	Second Baseman	1970
Juan Bonilla	Third Baseman	1976
Terry Kennedy	Catcher	1976-77
Jim Weaver	Outfielder	1980
Mike Fuentes	Outfielder	1980-81
Jeff Ledbetter	First Baseman/Outfielder/Pitcher	1981-82
Frank Fazzini	Outfielder	1985
Luis Alicea	Second Baseman	1986
Mike Loynd	Pitcher	1986
Richie Lewis	Pitcher	1986-87
Pedro Grifol	Catcher	1991
Chris Roberts	Outfielder	1992
Paul Wilson	Pitcher	1994
Jonathan Johnson	Pitcher	1995
J.D. Drew	Outfielder	1996-97
Jeremy Morris	Outfielder	1997
Brian Cox	Outfielder	1998
Matt Diaz	Outfielder	1998-99
Chris Chavez	Pitcher	1999
Marshall McDougall	Second Baseman	1999
Nick Stocks	Pitcher	1999
John-Ford Griffin	Outfielder	2001
Ryan Barthelemy	Third Baseman	2002
Tony Richie	Catcher	2002
Eddy Martinez-Esteve	Outfielder	2004
Shane Robinson	Outfielder	2005
Bryan Henry	Pitcher	2007
Tony Thomas, Jr.	Second Baseman	2007
Buster Posey	Catcher/Pitcher	2007-08
Stephen Cardullo	Shortstop	2009
Mike McGee	Outfielder/Pitcher	2010
Sean Gilmartin	Pitcher	2011
Robert Benincasa	Pitcher	2012
Jayce Boyd	First Baseman	2012
James Ramsey	Outfielder	2012
DJ Stewart	Outfielder	2014-15
Taylor Walls	Shortstop	2016
Tyler Holton	Pitcher	2017

ALL-TIME ALL-AMERICANS

1957	Dick Howser, SS	ABCA
1958	Dick Howser, SS	ABCA
1959	Bob Clem, 2B	ABCA (2)
1961	Jack Dull, 2B	ABCA (3)
1962	Buddy Teagle, C	ABCA
1963	Mike Augustine, OF	ABCA

1964	Woody Woodward, SS	ABCA (3)
	Ken Suarez, C	ABCA
1966	Jim Lyttle, OF	ABCA, TSN
1966	Gary Sprague, SS	TSN (2)
1968	Tom Cook, C	ABCA (3)
1969	Dick Gold, 2B	ABCA, TSN (HM)
1970	Dick Nichols, 2B	TSN, ABCA (2)
	Johnny Grubb, OF	TSN (HM)
	Ron Cash, 3B	TSN (HM)
	Pat Osburn, P	TSN (HM)
1972	John Librandi, OF	ABCA (3)
1975	Danny O'Brien, P	ABCA (HM)
	Randy Davidson, OF	ABCA (HM)
	Steve Tebbets, OF	TSN (HM)
	Jim Busby, OF	TSN (HM)
1976	Terry Kennedy, C	TSN
	Guillermo Bonilla, 3B	ABCA
1977	Terry Kennedy, C	TSN
1978	Blane McDonald, C	ABCA (2)
1979	Craig Patterson, 2B	ABCA (2)
1980	Mike Fuentes, OF	ABCA, TSN (2)
	Jim Weaver, OF	TSN
1981	Mike Fuentes, OF	ABCA, BA, TSN (2)
	Jeff Ledbetter, DH	TSN, BA (2)
1982	Jeff Ledbetter, OF	ABCA, BA, TSN
1983	Frank Fazzini, OF	BA (FR)
	Doug Little, P	BA (FR)
1984	Frank Fazzini, OF	BA (3)
	Paul Sorrento, OF	BA (FR)
	Luis Alicea, 2B	BA (FR)
	Ray Revak, P	BA (FR-2)
1985	Frank Fazzini, OF	ABCA, BA, TSN (2)
	Doug Little, P	BA (2), ABCA (3)
	Luis Alicea, 2B	BA (3)
	Richie Lewis, P	BA (FR)
	Barry Blackwell, C	BA (FR)
1986	Luis Alicea, 2B	BA, TSN, ABCA (2)
	Mike Loynd, P	ABCA, BA
	Richie Lewis, P	BA
	Bien Figueroa, SS	BA (2)
	Paul Sorrento, OF	BA (2)
1987	Richie Lewis, P	BA, TSN, ABCA (2)
	Ed Fulton, C	BA (3), ABCA (3)
1988	Ricky Kimball, P	BA (FR)
1989	Allen Bevis, 2B	BA (FR-2)
	Pedro Grifol, C	BA (FR-2)
1990	Brad Gregory, P	ABCA (2)
	Gar Finnold, P	BA (2)
	Marc Ronan, P	BA (2)
	Roger Bailey, P	BA (FR-2)
	Chris Roberts, OF	BA (FR-2)
1991	Pedro Grifol, C	ABCA, BA
	Eduardo Perez, 1B	ABCA (2), BA (3)
	Chris Roberts, OF	BA (3)
1992	Chris Roberts, OF	BA, ABCA (2)
	Roger Bailey, P	BA (2), ABCA (3)
1993	Link Jarrett, SS	NCBWA (2)
	Doug Mientkiewicz, 1B	NCBWA (3), BA (FR-2)
	Jonathan Johnson, P	CB (FR), BA (FR), CB (3)
	Mickey Lopez, 3B	CB (FR-HM)
1994	Link Jarrett, SS	NCBWA (2)
	Jonathan Johnson, P	NCBWA (2), CB (3), BA (3)
	Mike Martin, Jr., C	NCBWA (2)
	Doug Mientkiewicz, 1B	NCBWA (2)
	Jeremy Morris, LF	CB (FR-HM)
	Paul Wilson, P	BA, NCBWA, CB (2)
1995	Jonathan Johnson, P	BA, CB (2)
	David Yocum, OF	BA (2), CB (3)
	J.D. Drew, OF	CB (FR), BA (FR)
1996	J.D. Drew, OF	BA, ABCA, CB, NCBWA
	Jeremy Morris, OF	BA (2), CB (2), NCBWA (2)
	Randy Choate, P	BA (3), CB (3), NCBWA
	Scott Zech, 2B	ABCA (3), NCBWA (2)
	Steven "Scooby" Morgan, P	NCBWA (3)
1997	J.D. Drew, OF	BA, ABCA, CB, NCBWA, TSN
	Jeremy Morris, OF	BA, TSN, CB (2), ABCA (2), NCBWA (2)
	Randy Choate, P	BA (2), TSN (2), NCBWA (2), ABCA (2), CB (3)

ALL-AMERICANS/USA BASEBALL



1998	Brian Cox, OF Jeremy Salazar, C Matt Diaz, OF Wes Crawford, P Jon McDonald, P Nick Stocks, P Brett Groves, SS	ABCA, NCBWA (2) NCBWA, TSN (2), CB (3) CB (FR), TSN (FR), TSN (3), NCBWA (3) TSN (3) CB (FR), TSN (FR) TSN (FR-2), CB (FR-HM) CB (FR-HM)	2017	Tyler Holt, P Quincy Nieporte, DH Drew Mendoza, 1B	ABCA, D1, BA (2), CB (2), PG (2), NCBWA (3) ABCA (3) CB (FR), D1 (2-FR), BA (2-FR)
1999	Chris Chavez, P Kevin Cash, 3B Matt Diaz, OF Jon McDonald, P Marshall McDougall, 2B Nick Stocks, P Blair Varnes, P	NCBWA NCBWA (3) ABCA, NCBWA, CB (3), BW (2) NCBWA (3) ABCA, NCBWA, CB, BW, BA CB, BA (2), ABCA (2) CB (FR), BA (FR)	2018	Cal Raleigh, C Drew Parrish, P Jonah Scolaro, P CJ Van Eyk, P	CB (2), ABCA (3), BA (3), D1 (3), PG (3) CB (2), D1 (3), PG (HM) CB (FR) BA (2-FR), D1 (2-FR), NCBWA (2-FR)
2000	John-Ford Griffin, OF Matt Lynch, P Daniel Hodges, P	NCBWA CB (2), ABCA (2) CB (FR), BA (FR-3) CB (FR-HM)	2019	J.C. Flowers, UT/RP/OF Drew Mendoza, 3B Robby Martin, DH	CB (2), BA (2), ABCA (3), NCBWA (3) BA (2), D1 (2) CB (FR), NCBWA (2-FR), PG (2-FR)
2001	John-Ford Griffin, OF Tony Richie, C Trent Peterson, P Jeff Probst, 1F	BW, CB, BA, NCBWA, ABCA CB (FR) CB (FR-HM) CB (FR-HM)	KEY:	ABCA - American Baseball Coaches Association BA - Baseball America BW - Baseball Weekly CB - Collegiate Baseball D1 - D1Baseball.com PG - Perfect Game NCBWA - National Collegiate Baseball Writers Association R - Rivals.com TSN - The Sporting News FR - Freshman All-America Team HM - Honorable Mention	
2002	Ryan Barthelemy, 3B Stephen Drew, SS Tony Richie, C Matt Lynch, P	BW, CB, ABCA, NCBWA (2), BA (3) BA (2), BA (FR), CB (FR) BA (1), CB (3), NCBWA (3) CB (2), BW (2), ABCA (2)	USA BASEBALL COLLEGIATE NATIONAL TEAM		
2003	Tony Richie, C Trent Peterson, P Stephen Drew, SS Daniel Davidson, P Daniel Hodges, P Mark Sauls, P Eddy Martinez-Esteve, 3B	BW (2), CB (2), ABCA (2), NCBWA (3) CB (2), ABCA (2) BA (3), CB (3) CB (3) ABCA (2) CB (FR) CB (FR)	1984	Mike Loynd	Short Hills, N.J.
2004	Ryne Malone, INF Brian Schultz, P Eddy Martinez-Esteve, 3B/OF Stephen Drew, SS	CB (FR) CB (FR) CB (FR) BA (2), ABCA (3), CB (3), NCBWA (3)	1986	Ed Fulton	Danville, Va.
2005	Shane Robinson, OF Tyler Chambliss, P	BA, ABCA, NCBWA, CB NCBWA (3)	1989	Pedro Grifol Ricky Kimball	Miami, Fla. Lithonia, Ga.
2006	Shane Robinson, OF Tyler Chambliss, P Buster Posey, SS	CB (3), NCBWA (2), CBF NCBWA (3) CB (FR)	1991	Chris Roberts	Middleburg, Fla.
2007	Tony Thomas, Jr., 2B Bryan Henry, P Buster Posey, C Mark Hallberg, SS Jason Stidham, 3B	CB, R, NCBWA, ABCA, BA CB, ABCA, R (2), NCBWA (3), BA (3) CB, BA (2), ABCA (3) ABCA (3) CB (FR), R (FR), BA (2-FR)	1992	Chris Roberts	Middleburg, Fla.
2008	Buster Posey, C Matt Farel, P Stuart Tapley, 3B Tyler Holt, OF Mike McGee, UT	ABCA, BA, CB, NCBWA, R NCBWA (2) CB (FR), R (FR), NCBWA (2-FR) NCBWA (2-FR) R (FR), NCBWA (2-FR)	1993	Mike Martin, Jr. Paul Wilson	Tallahassee, Fla. Orlando, Fla.
2009	Stephen Cardullo, SS Tyler Holt, OF Mike McGee, UT Sean Gilmartin, P	BA BA (2), CB (2), NCBWA (2) BA (2), NCBWA (3) NCBWA (2), CB (3), ABCA (3), BA (FR), R (FR)	1994	Jonathan Johnson Doug Mientkiewicz Phil Olson	Ocala, Fla. Miami, Fla. Sarasota, Fla.
2010	Mike McGee, UT Mike McGee, RP Tyler Holt, OF	BA, NCBWA CB (3) BA (2), CB (2)	1996	J.D. Drew	Hahira, Ga.
2011	Sean Gilmartin, P James Ramsey, OF	BA, CB, NCBWA, ABCA (2) ABCA (3), BA (3), NCBWA (3)	1998	Jon McDonald Nick Stocks	Orlando, Fla. Tampa, Fla.
2012	Robert Benincasa, P Jayce Boyd, 1B James Ramsey, OF Devon Travis, 2B Mike Compton, P Brandon Leibrandt, P	BA, NCBWA, PG, CB (3) ABCA, PG, CB (2), NCBWA (2) ABCA, BA, CB, NCWA, PG CB (2) CB (FR), NCBWA (FR), BA (2-FR), PG (2-FR) BA (FR), CB (FR), PG (FR)	2005	Shane Robinson	Tampa, Fla.
2013	Scott Sitz, P DJ Stewart, OF	CB (3) BA (FR), CB (FR), NCBWA (FR), PG (FR)	2009	Tyler Holt	Marion, Ind.
2014	DJ Stewart, OF Luke Weaver, P	ABCA, BA (2), CB (2), NCBWA (2), PG (2) CB (3)	2010	Sean Gilmartin	Moorpark, Fla.
2015	DJ Stewart, OF Billy Strode, P Dylan Busby, 3B	ABCA, BA, NCBWA, D1 (2), PG (2) NCBWA (3) CB (FR)	2013	Luke Weaver	Deland, Fla.
2016	Taylor Walls, SS John Sansone, 3B Cal Raleigh, C Tyler Holt, UTIL	BA, NCBWA (3), D1 (3), NCBWA (HM) CB (3) CB (FR), BA (FR), NCBWA (FR), PG (FR), D1 (FR) BA (2-FR), D1 (2-FR)	2014	DJ Stewart	Yulee, Fla.
			2016	Cole Sands Taylor Walls	Tallahassee, Fla. Cordele, Ga.
			2017	Tyler Holt Jackson Lueck	Tallahassee, Fla. Orlando, Fla.
			2018	Drew Parrish CJ Van Eyk	Rockledge, Fla. Lutz, Fla.

ACADEMIC ALL-AMERICANS

(SELECTED BY THE COLLEGE SPORTS INFORMATION DIRECTORS OF AMERICA)

1970	Greg Gromek - First Team Carl Gromek - First Team Dick Nichols - Second Team	Shortstop Pitcher Infielder
1971	Greg Gromek - First Team	Shortstop
1975	Danny O'Brien - First Team	Pitcher
1985	Tommy Zoeller - Third Team	First Baseman
1989	Gar Finnvald - First Team	Pitcher
1999	Matt Diaz - Third Team	Outfielder
2008	Buster Posey - First Team*	Catcher
2011	James Ramsey - First Team	Outfielder
2012	James Ramsey - First Team*	Outfielder
2014	Gage Smith - Second Team DJ Stewart - Third Team	Pitcher Outfielder
2015	DJ Stewart - Second Team Mike Compton - Third Team Josh Delph - Third Team	Outfielder Pitcher Outfielder

* Academic All-American of the Year



NATIONAL HONORS/ALL-ACC

FRESHMAN OF THE YEAR

1998	Matt Diaz	The Sporting News
1999	Blair Varnes	Collegiate Baseball
2002	Stephen Drew	Baseball America
2009	Sean Gilmartin	NCBWA (Pitcher)

RAWLINGS GOLD GLOVE AWARD

2008	Buster Posey	Catcher
2009	Tyler Holt	Outfielder
2012	Sherman Johnson	Third Baseman
2014	Luke Weaver	Pitcher

JOHN OLERUD TWO-WAY PLAYER

2010	Mike McGee	Outfielder/Pitcher
------	------------	--------------------

ABCA ALL-REGION

2003	Tony Richie	Catcher	Junior	First Team
2003	Stephen Drew	Shortstop	Sophomore	First Team
2003	Tony McQuade	Outfielder	Junior	First Team
2003	Trent Peterson	Pitcher	Junior	First Team
2003	Daniel Hodges	Relief Pitcher	Senior	First Team
2004	Stephen Drew	Shortstop	Junior	First Team
2004	Eddy Martinez-Esteve	Designated Hitter	Sophomore	First Team
2005	Shane Robinson	Outfielder	Sophomore	First Team
2006	Shane Robinson	Outfielder	Junior	Second Team
2007	Buster Posey	Catcher	Sophomore	First Team
2007	Tony Thomas, Jr.	Second Baseman	Junior	First Team
2007	Mark Hallberg	Shortstop	Junior	First Team
2007	Bryan Henry	Pitcher	Senior	First Team
2008	Buster Posey	Catcher	Junior	First Team
2008	Jack Rye	Outfielder	Senior	First Team
2009	Tyler Holt	Outfielder	Sophomore	Second Team
2009	Mike McGee	Outfielder	Sophomore	Second Team
2009	Sean Gilmartin	Pitcher	Freshman	Second Team
2010	Tyler Holt	Outfielder	Junior	Second Team
2011	James Ramsey	Outfielder	Junior	First Team
2011	Sean Gilmartin	Pitcher	Junior	First Team
2011	Mike McGee	Outfielder	Senior	Second Team
2011	Daniel Bennett	Relief Pitcher	Senior	Second Team
2012	Jayce Boyd	First Baseman	Junior	First Team
2012	James Ramsey	Outfielder	Senior	First Team
2012	Robert Benincasa	Relief Pitcher	Junior	Second Team
2013	Scott Sitz	Pitcher	Senior	First Team
2013	Marcus Davis	Designated Hitter	Junior	Second Team
2014	DJ Stewart	Outfielder	Sophomore	First Team
2015	DJ Stewart	Outfielder	Junior	First Team
2016	Taylor Walls	Shortstop	Sophomore	First Team
2017	Quincy Nieporte	Designated Hitter	Senior	First Team
2017	Tyler Holtan	Pitcher	Sophomore	First Team
2017	Dylan Busby	Third Baseman	Junior	Second Team
2018	Cal Raleigh	Catcher	Junior	First Team
2018	Drew Parrish	Pitcher	Sophomore	First Team
2018	Drew Mendoza	Third Baseman	Sophomore	Second Team
2019	Drew Mendoza	Third Baseman	Junior	First Team
2019	J.C. Flowers	Relief Pitcher	Junior	First Team
2019	CJ Van Eyk	Pitcher	Sophomore	Second Team

ALL-ACC

1992	Chris Roberts	Utility	Junior	First Team
1992	Ty Mueller	Outfielder	Junior	Second Team
1992	Roger Bailey	Pitcher	Junior	Second Team
1992	Tim Davis	Pitcher	Senior	Second Team
1993	Paul Wilson	Pitcher	Sophomore	Second Team
1993	Mike Schmitz	Designated Hitter	Junior	Second Team
1994	Mickey Lopez	Second Baseman	Sophomore	First Team
1994	Paul Wilson	Pitcher	Junior	First Team
1994	Doug Mientkiewicz	First Baseman	Sophomore	Second Team
1994	Link Jarrett	Shortstop	Senior	Second Team
1994	Mike Martin, Jr.	Catcher	Junior	Second Team
1994	Jonathan Johnson	Pitcher	Sophomore	Second Team
1995	Jonathan Johnson	Pitcher	Junior	First Team
1995	Doug Mientkiewicz	First Baseman	Junior	Second Team
1995	Mickey Lopez	Second Baseman	Junior	Second Team
1995	Randy Hodges	Outfielder	Senior	Second Team
1995	David Yocum	Pitcher	Sophomore	Second Team
1995	Phil Olson	Pitcher	Junior	Second Team
1996	Scott Zech	Second Baseman	Junior	First Team
1996	Brooks Badeaux	Shortstop	Sophomore	First Team
1996	J.D. Drew	Outfielder	Sophomore	First Team
1996	Jeremy Morris	Outfielder	Junior	First Team
1996	Chuck Howell	Pitcher	Junior	Second Team
1997	J.D. Drew	Outfielder	Junior	First Team
1997	Jeremy Morris	Outfielder	Senior	First Team
1997	Randy Choate	Pitcher	Junior	First Team
1997	Scott Zech	Second Baseman	Senior	Second Team
1997	Geoff Sprague	Third Baseman	Senior	Second Team
1997	Zach Diaz	Pitcher	Sophomore	Second Team
1998	Brian Cox	Outfielder	Senior	First Team
1998	Jeremy Salazar	Catcher	Senior	First Team
1998	Matt Diaz	Outfielder	Freshman	Second Team
1998	Jon McDonald	Pitcher	Redshirt Freshman	Second Team
1999	Marshall McDougall	Second Baseman	Junior	First Team
1999	Matt Diaz	Outfielder	Sophomore	First Team
1999	Chris Chavez	Pitcher	Senior	First Team
1999	Nick Stacks	Pitcher	Sophomore	First Team
1999	Kevin Cash	Third Baseman	Junior	Second Team
1999	Jon McDonald	Pitcher	Redshirt Sophomore	First Team
2000	Chris Smith	Outfielder	Sophomore	First Team
2000	Marshall McDougall	Utility	Senior	First Team
2000	John-Ford Griffin	Designated Hitter	Sophomore	First Team
2000	Mike Ziegler	Pitcher	Junior	First Team
2000	Ryan Barthelemy	First Baseman	Sophomore	Second Team
2001	Ryan Barthelemy	First Baseman	Junior	First Team
2001	John-Ford Griffin	Outfielder	Junior	First Team
2001	Blair Varnes	Pitcher	Junior	First Team
2001	Karl Jernigan	Outfielder	Senior	Second Team
2001	Matt Lynch	Pitcher	Sophomore	Second Team
2001	Justin Lord	Pitcher	Junior	Second Team
2002	Ryan Barthelemy	Third Baseman	Senior	First Team
2002	Tony Richie	Catcher	Sophomore	First Team
2002	Matt Lynch	Pitcher	Junior	First Team
2002	Jerrold Brown	First Baseman	Junior	Second Team
2002	Stephen Drew	Shortstop	Freshman	Second Team
2002	Tony McQuade	Outfielder	Sophomore	Second Team
2002	Nick Rogers	Outfielder	Senior	Second Team
2003	Stephen Drew	Shortstop	Sophomore	First Team
2003	Tony McQuade	Outfielder	Junior	First Team
2003	Trent Peterson	Pitcher	Junior	First Team
2003	Jerrold Brown	First Baseman	Senior	Second Team
2003	Tony Richie	Catcher	Junior	Second Team
2003	Daniel Davidson	Pitcher	Senior	Second Team
2003	Daniel Hodges	Pitcher	Senior	Second Team
2003	Matt Lynch	Pitcher	Senior	Second Team
2004	Stephen Drew	Shortstop	Junior	First Team
2004	Eddy Martinez-Esteve	Outfielder	Sophomore	First Team
2004	Bryan Zech	Second Baseman	Senior	Second Team
2004	Rhett James	Pitcher	Senior	Second Team
2004	Ryne Malone	Infielder	Freshman	Second Team
2005	Bryan Henry	Pitcher	Sophomore	First Team
2005	Shane Robinson	Outfielder	Sophomore	First Team
2005	Tyler Chambliss	Pitcher	Sophomore	Second Team
2005	Aaron Cheesman	Catcher	Redshirt Senior	Second Team
2005	Kevin Lynch	Pitcher	Senior	Second Team
2005	Ryne Malone	First Baseman	Sophomore	Second Team

2006	Bryan Henry	Pitcher	Junior	First Team
2006	Shane Robinson	Outfielder	Junior	First Team
2006	Tyler Chambliss	Pitcher	Junior	Second Team
2007	Mark Hallberg	Shortstop	Junior	First Team
2007	Bryan Henry	Pitcher	Senior	First Team
2007	Buster Posey	Catcher	Sophomore	First Team
2007	Jack Rye	Outfielder	Junior	First Team
2007	Jason Stidham	Third Baseman	Freshman	First Team
2007	Tony Thomas, Jr.	Second Baseman	Junior	First Team
2007	Mark Gildea	Outfielder	Redshirt Sophomore	Second Team
2008	Buster Posey	Catcher	Junior	First Team
2008	Jack Rye	Outfielder	Senior	First Team
2008	Elih Villanueva	Pitcher	Junior	First Team
2008	Tony Delmonico	Shortstop	Junior	Second Team
2008	Matt Fairrel	Pitcher	Sophomore	Second Team
2009	Tyler Holt	Outfielder	Sophomore	First Team
2009	Sean Gilmartin	Pitcher	Freshman	First Team
2009	Stephen Cardullo	Shortstop	Junior	Second Team
2009	Mike McGee	Utility	Sophomore	Second Team
2009	Jason Stidham	Second Baseman	Junior	Second Team
2010	Tyler Holt	Outfielder	Sophomore	First Team
2010	Mike McGee	Utility	Sophomore	First Team
2011	Devon Travis	Second Baseman	Sophomore	First Team
2011	James Ramsey	Outfielder	Junior	First Team
2011	Mike McGee	Utility	Junior	First Team
2011	Sean Gilmartin	Pitcher	Junior	First Team
2011	Rafael Lopez	Catcher	Senior	Second Team
2011	Daniel Bennett	Pitcher	Senior	Second Team
2012	Robert Benincasa	Pitcher	Junior	First Team
2012	Jayce Boyd	First Baseman	Junior	First Team
2012	James Ramsey	Outfielder	Senior	First Team
2012	Devon Travis	Second Baseman	Junior	First Team
2012	Mike Compton	Pitcher	Freshman	Second Team
2013	Scott Sitz	Pitcher	Senior	First Team
2013	Stephen McGee	Catcher	Junior	Second Team
2013	DJ Stewart	Outfielder	Freshman	Second Team
2013	Luke Weaver	Pitcher	Sophomore	Second Team
2014	Jose Brizuela	Third Baseman	Junior	First Team
2014	John Nogowski	First Baseman	Junior	First Team
2014	DJ Stewart	Outfielder	Sophomore	First Team
2014	Luke Weaver	Pitcher	Junior	First Team
2014	Josh Delph	Designated Hitter	Junior	Third Team
2014	Gage Smith	Pitcher	Senior	Third Team
2015	DJ Stewart	Outfielder	Junior	First Team
2015	Billy Strode	Pitcher	Senior	Second Team
2015	Quincy Nieporte	First Baseman	Sophomore	Third Team
2016	John Sansone	Third Baseman	Senior	First Team
2016	Taylor Walls	Shortstop	Sophomore	Second Team
2016	Cal Raleigh	Catcher	Freshman	Freshman Team
2017	Tyler Holton	Pitcher	Sophomore	First Team
2017	Quincy Nieporte	Designated Hitter/UT	Senior	Second Team
2017	Dylan Busby	Third Baseman	Junior	Third Team
2017	J.C. Flowers	Outfielder	Freshman	Freshman Team
2017	Drew Mendoza	First Baseman	Freshman	Freshman Team
2018	Drew Parrish	Pitcher	Sophomore	First Team
2018	Cal Raleigh	Catcher	Junior	First Team
2018	Jackson Lucke	Outfielder	Junior	Third Team
2018	Drew Mendoza	Third Baseman	Sophomore	Third Team
2018	CJ Van Eyk	Pitcher	Freshman	Freshman Team
2019	Drew Mendoza	Third Baseman	Junior	First Team
2019	J.C. Flowers	Pitcher	Junior	First Team
2019	Drew Parrish	Pitcher	Junior	Second Team
2019	J.C. Flowers	Outfielder	Junior	Third Team
2019	Reese Albert	Outfielder	Sophomore	Third Team
2019	CJ Van Eyk	Pitcher	Sophomore	Third Team
2019	Robby Martin	Designated Hitter	Freshman	Freshman Team

ACC PLAYER/PITCHER OF THE YEAR

1997	J.D. Drew	Outfielder	Junior
1999	Marshall McDougall	Second Baseman	Junior
2001	John-Ford Griffin	Outfielder	Junior
2007	Tony Thomas, Jr.	Second Baseman	Junior
2007	Bryan Henry	Pitcher	Senior
2008	Buster Posey	Catcher	Junior
2012	James Ramsey	Outfielder	Senior
2014	DJ Stewart	Outfielder	Sophomore

ACC COACH OF THE YEAR

Mike Martin 1996, 1998, 1999, 2001, 2007, 2009, 2012

ACC SCHOLAR-ATHLETE OF THE YEAR

2008	Buster Posey	Catcher	Junior
2011	James Ramsey	Outfielder	Junior
2012	James Ramsey	Outfielder	Senior
2013	Gage Smith	Pitcher	Junior
2014	Gage Smith	Pitcher	Senior

ACC POSTGRAD SCHOLARSHIPS

Matt Lynch (honorary) 2003
Aaron Cheesman 2005

ALL-ACC ACADEMIC TEAM

2006	Bryan Henry	Junior	Pitcher
2006	Michael Hyde	Junior	Pitcher
2006	Buster Posey	Freshman	Shortstop
2006	Jack Rye	Sophomore	Outfielder
2006	Ryan Strauss	Sophomore	Outfielder
2006	Luke Tucker	Junior	Pitcher
2007	Travis Anderson	Senior	Outfielder
2007	Mark Gildea	Sophomore	Outfielder
2007	Mark Hallberg	Junior	Shortstop
2007	Bryan Henry	Senior	Pitcher
2007	Michael Hyde	Senior	Pitcher
2007	Tommy Dravetz	Sophomore	Utility
2007	Buster Posey	Sophomore	Catcher
2008	Matt Fairrel	Sophomore	Pitcher
2008	Tommy Dravetz	Junior	Designated Hitter
2008	Buster Posey	Junior	Catcher
2008	Jack Rye	Senior	Outfielder
2008	Ryan Strauss	Senior	Pitcher
2008	Stuart Tapley	Freshman	Third Baseman
2009	Tyler Holt	Sophomore	Outfielder
2009	Tommy Dravetz	Senior	Designated Hitter
2010	Tyler Everett	Junior	Pitcher
2010	John Gast	Junior	Pitcher
2010	Tyler Holt	Junior	Outfielder
2010	James Ramsey	Sophomore	Outfielder
2010	Devon Travis	Freshman	Second Baseman
2010	Stuart Tapley	Junior	Designated Hitter
2011	Robert Benincasa	Sophomore	Pitcher
2011	Parker Brunelle	Senior	Catcher
2011	James Ramsey	Junior	Outfielder
2011	Devon Travis	Sophomore	Second Baseman
2012	Robert Benincasa	Junior	Pitcher
2012	Mike Compton	Freshman	Pitcher
2012	Brandon Leibrandt	Freshman	Pitcher
2012	Stephen McGee	Sophomore	Catcher
2012	Peter Miller	Sophomore	Pitcher
2012	Seth Miller	Junior	Outfielder
2012	James Ramsey	Senior	Outfielder
2012	Gage Smith	Sophomore	Pitcher
2012	Devon Travis	Junior	Second Baseman
2013	Josh Delph	Sophomore	Outfielder
2013	Brandon Leibrandt	Sophomore	Pitcher
2013	Stephen McGee	Junior	Catcher
2013	Peter Miller	Junior	Pitcher
2013	Seth Miller	Senior	Outfielder
2013	Gage Smith	Junior	Pitcher
2014	Mike Compton	Sophomore	Pitcher
2014	Josh Delph	Junior	Outfielder/Designated Hitter
2014	Ben DeLuizio	Freshman	Outfielder
2014	Justin Gonzalez	Senior	Shortstop
2014	John Sansone	Sophomore	Second Baseman
2014	Gage Smith	Senior	Pitcher
2014	Billy Strode	Junior	Pitcher
2014	Luke Weaver	Junior	Pitcher
2015	Mike Compton	Junior	Pitcher

ACC ACADEMIC HONORS

2015	Josh Delph	Senior	Outfielder
2015	Ben Deluzio	Sophomore	Outfielder
2015	Bryant Holtmann	Senior	Pitcher
2015	Chris Marconcini	Senior	Designated Hitter
2015	DJ Stewart	Junior	Outfielder
2016	Drew Carlton	Sophomore	Pitcher
2016	Mike Compton	Senior	Pitcher
2016	Ben Deluzio	Junior	Outfielder
2016	Chase Haney	Freshman	Pitcher
2017	Drew Carlton	Junior	Pitcher
2017	Drew Mendoza	Freshman	First Baseman
2018	Andrew Karp	Junior	Pitcher
2018	Drew Mendoza	Sophomore	Third Baseman
2018	Cal Raleigh	Junior	Catcher
2019	Chase Haney	Junior	Pitcher
2019	Drew Mendoza	Junior	Third Baseman
2019	Mat Nelson	Freshman	Catcher

ACC ACADEMIC HONOR ROLL

5x

Parker Brunelle	2008-12
Aaron Cheesman	2001-05
Mike Compton	2012-16
Chris Whidden	1999-2003

4x

Josh Delph	2012-15
Chase Haney	2016-19
Cobi Johnson	2015-18
Andrew Karp	2015-18
Peter Miller	2011-14
James Ramsey	2009-12
Eric Roman	1999-2002
Jack Rye	2005-08
Mark Sauls	2003-06
Gage Smith	2010, 2012-14
Ryan Strauss	2005-08

3x

Ryan Barthelemy	2000-02
John Bentley	1999-2001
Ben Deluzio	2014-16
Tyler Everett	2008-10
Christopher Ginn	1998-99, 2001
Justin Gonzalez	2010-11, 2013
Bryan Henry	2005-07
Bryant Holtmann	2013-15
Lee Howard	2012-14
Michael Hyde	2005-07
Brandon Johnson	2011-13
Matt Lynch	2000-02
Stephen McBee	2010-11, 2013
Seth Miller	2011-13
Ruairi O'Connors	2007-09
Tommy Oravetz	2007-09
Buster Posey	2006-08
Josh Spivey	2005-07
DJ Stewart	2013-15
Billy Strode	2013-15
Hank Truluck	2015-17
Blair Varnes	2000-02
Luke Weaver	2012-14
Nick Whidden	1999-2001
Zach Diaz	1996, 1998-99

2x

Travis Anderson	2006-07
Brooks Badeaux	1997-98
Michael Bell	1994-95
Robert Benincasa	2011-12
Dillon Brown	2016-17
Kenny Burkhead	2013-14
Stephen Cardullo	2008-09
Drew Carlton	2016-17
Alex Carpenter	2017-18
Kyle Cavanaugh	2017-18
Michael Chevalier	2001-02
Charles Cleveland	2005-06
Alex Deise	2015-16
Matt Diaz	1998-99
Matt Fairrel	2007-08
Evan Geist	2011-12
Mark Gildea	2005, 2007
Chris Hart	1999, 2003
Matt Henderson	2016-17
Terrence Henderson	1997-98
Jared Herron	2017-18
Tyler Holt	2009-10
Tyler Holton	2016, 2018
Rhett James	2003-04
Link Jarrett	1993-94
Trent Jarvis	2004, 2007
Marc Lamacchia	2002-03
Brandon Leitbrandt	2012-13
Blair McCaleb	2001-02
Drew Mendoza	2017, 2019
Sean O'Brien	2011-12
Phil Olson	1993, 1995
Cal Raleigh	2016, 2018
Shane Robinson	2004, 2006
John Sansone	2014-15
Michael Smalley	1998-99
Stuart Tapley	2008, 2010
Devon Travis	2010-11
Luke Tucker	2006-07
Ryan Vigue	2008-09
Taylor Walls	2016-17
Andy Ward	2015-16
Jameis Winston	2013-14
Matt Woodward	1995, 1998

1x

Reese Albert	2019
Giovanny Alfonso	2013
Rhett Aplin	2018
Nico Baldor	2019
Bleke Balkcom	2003
Rafael Bourmiagal	2018
Tye Buckley	2011
Dylan Busby	2017
Brian Busch	2012
Bryan Bussey	2017
Brian Chambers	2007
Ohmed Danesh	2010
Marcus Davis	2013
Timmy Delph	2015
Nick Derr	2017
Daniel Diaz	2006
Michael DiBlasi	1999
Danny Dichter	1993
J.D. Drew	1997
Skylar Frey	2018
John Gast	2008
Sean Gilmartin	2010
Caleb Graham	2007
Brett Groves	2000
Mark Hallberg	2007
Scott Hudson	1997
Gage Hutchinson	2019
Sherman Johnson	2011
Brian Kelley	2005
Matt Kinney	2016
Brian Kraft	2000
Kevin Krietemeyer	1993
William Lawrence	1993
Justin Lord	2001
Rafael Lopez	2011
Jackson Lueck	2018
Kevin Lynch	2005
Corben Madden	2010
Ryne Malone	2006
Neil Malpass	2006
Chris Marconcini	2015
Brent Marsh	2006
Mike Martin, Jr.	1995
Mike McBee	2011
Kyle McMullen	2019
Tony McQuade	2001
Gary Merians	2012
Darren Miller	2016
Justin Miller	2002
Ladson Montgomery	2014
Kyle Mulligan	1997
Mat Nelson	2019
Drew Parrish	2019
Kyle Patrick	2003

Mark Peterson	2008
Jack Posey	2008
Jordan Priddle	2012
Bobby Rauh	2007
Derek Reams	1993
Brandon Reitz	2017
Rocky Roquet	2002
Chris Ruckdeschel	2019
Cole Sands	2017
Sam Scott	1999
Chad Sheffer	1993
Scott Sitz	2011
Carter Smith	2019
Richie Smith	2002
Justin Sorokowski	2017
Nick Stocks	1999
Clint Thigpen	1999
Scott Thorson	2007
Derek Trexler	2010
Derek Vail	2015
Dean Vinson	1995
Tyler Warmoth	2016
Colby Weaver	1994
Ryan West	2000
Ivson Young	2010
Will Zirzow	2014

RESULTS

RESULTS



FSU

ALL-TIME SERIES RECORDS

Akron	1999-2001	4-0	Jacksonville NAS*	1953-54	2-2	Sam Houston State	2017	2-0
Alabama	1967-2014	7-3	Jacksonville State	1953-73	3-0	Santa Clara	1962	1-1
Alabama State	2015-16	2-0	Kansas	2018	2-0	Savannah State	2006-13	7-1
Amherst	1952-64	7-1	Kent State	1992	1-0	Seton Hall	1975	0-1
Appalachian State	1993-2007	16-0	Kentucky	1965-77	6-1	Siena	2000-07	9-0
Arizona	1963-2012	5-8	Kentucky Wesleyan	1968-69	4-0	South Alabama	1969-2016	37-21
Arizona State	1987-2004	24-10	Kenyon College	1952	2-0	South Carolina	1969-91	19-10
Arkansas	1965-2019	1-5	Lafayette	1971-90	4-0	Southeastern Louisiana	1953	1-1
Army	1975-2005	2-0	Lamar	1988	1-0	Southeast Missouri State	1962-94	3-0
Auburn	1954-2017	77-41	Le Moyne	2010	2-1	Southern	1982	2-0
Austin Peay State	1979-87	5-0	Lenoir-Rhyne	1980	1-0	Southern Illinois	1968-70	6-1
Ball State	1984-1991	19-2	Lewis	1974	0-3	Southern Miss	1982-2016	38-12
Belmont Abbey	1969	2-0	Liberty	1998-2001	2-0	Springfield College	1967-68	4-0
Bethune-Cookman	2000-11	5-0	LIU-Brooklyn	1997-98	2-0	Spring Hill	1966	4-0
Boston College	2006-19	34-7	Long Beach State	1993-98	0-2	St. Bonaventure	1997	1-0
Bowling Green State	1970-2016	4-0	Louisiana*	1976-98	6-0	St. Francis (IL)	1979	3-1
Bradley	1950	1-1	Louisiana Monroe*	1964	1-0	St. John's	2016	2-1
Brooklyn College	1980	1-0	Louisville	1977-2019	28-9	St. Joseph's	1972-2005	14-0
Brown	1971-2006	8-1	Loyola-New Orleans	1952-69	11-1	St. Leo	1969-98	29-4
Bucknell	2008	1-1	LSU	1955-2019	11-9	St. Louis	1965-81	1-1
Butler	2004	1-0	Maine	1988-2019	13-0	St. Thomas*	1976	4-0
BYU	1994	1-0	Marietta	1973-77	1-1	St. Xavier	1982-83	2-0
California	1992	1-0	Marist	1997-2009	2-0	Stanford	1992-2012	11-9
Cal State Fullerton	1984-2017	8-10	Marshall	1978-87	5-1	Stetson	1949-2019	65-24
Cal State Northridge	1996	1-0	Maryland	1965-2014	68-8	Stony Brook	2012	1-0
Campbellsville	1981	1-0	Memphis*	1971-1991	42-15	Tampa	1949-84	25-41
Camp Lejeune*	1959-63	3-1	Mercer	1948-2019	63-8	TCU	2010	0-2
Central Conn. State	2010	1-0	Mercer-Atlanta	1974-82	8-0	Tennessee	1951-2007	7-4
Central Michigan	1990-94	2-0	Miami	1951-2019	153-132-4	Tennessee-Martin	1979	2-0
Charleston Southern*	1988-2010	25-0	Michigan	1959-2019	7-2	Tennessee Tech	1983-2017	4-1
Chicago State	1972	3-0	Michigan State	1957-2004	15-6	Texas A&M	1965-2003	3-4
Cincinnati	1953-1991	23-2	Middle Georgia College	1948	2-0	Texas Tech	1986-2011	3-3
The Citadel	1998-2003	9-1	Missaps	1949	1-0	Texas Tech	2016-19	1-2
Clemson	1958-2019	79-69-1	Minnesota	1981-2014	20-1	Toledo	2016	1-0
Cleveland State	1981-82	3-0	Mississippi College	1948-60	11-4	Troy**	1948-2018	19-2
Coastal Carolina	1991-2015	13-1	Mississippi State	1964-2018	7-7	Tulane	1967-2008	40-18
College of Charleston	1992-2016	13-2	Missouri S&T*	1980	2-0	UAB	1988-2012	2-0
Columbus State	1974-76	5-0	Monmouth	1980	1-0	UCF	1985-2019	37-7
Connecticut	1957	0-1	Morehead State	1978-98	3-0	UCLA	2012	1-0
Cumberland	1973	2-0	Mount St. Mary's	2018	4-0	UC Santa Barbara	1996	1-0
Dartmouth	1970	1-0	Navy	1960-65	3-4	UNC-Asheville	1994-2018	24-1
Davidson	1954	1-0	Nebraska	2004	1-0	UNC-Charlotte	1987	2-0
Dayton	1980	1-0	Nebraska-Kearney*	1977	1-0	UNC-Greensboro	1997-98	4-0
Delaware	1979-98	1-1	New Orleans	1980-91	3-3	UNC-Wilmington	1974-2015	6-0
Duquesne	2008	3-0	New York	1970	2-0	Union	1970-71	5-0
East Carolina	1962-87	5-3	Niagara	1974-2014	10-0	UNLV	1977-84	4-8
East Tennessee State	1978	2-0	North Carolina	1956-2018	70-34	USC	1963-2000	2-6
Eastern Illinois	1980	1-0	NC State	1962-2019	73-33	USF	1969-2018	71-16
Eastern Michigan	1975-82	0-2	North Central	1977	3-0	Valdosta Red Sox*	1968	4-0
Evansville	2000-03	4-0	North Florida	2006-19	9-2	Valdosta State	1963-2011	24-4-1
Fairleigh Dickinson	1973	2-0	North Georgia College	2012	1-0	Valparaiso	1982	1-0
Flagler	1980-82	4-1	Northeastern Illinois	1996	1-0	Vanderbilt	1972-2010	4-2
Florida	1956-2019	128-121-1	Northern Illinois	1971	1-0	VCU	2017	2-1
Florida A&M	1971-2002	13-0	Northern Iowa	1991-2001	7-0	Villanova	2013-16	4-0
Florida Atlantic	1995-2019	9-1	Northern Kentucky	1980	1-0	Virginia	1972-2019	57-30
Florida Gulf Coast	2009-17	9-4	Notre Dame	1956-2019	19-9	Virginia Tech	1967-2019	45-15
Florida International	1973-2019	17-6	Oakland	1978-2017	10-0	VMI	1990-2011	17-0
Florida Southern	1949-74	29-13-1	Oglethorpe	1949	0-1	Wake Forest	1962-2019	91-31
Fresno State	1991	0-1	Ohio	1970-74	1-1	Washington State	1988-99	2-0
Furman	1955-1994	14-1	Ohio State	1960-2009	6-3	Western Carolina	1992-2002	4-1
George Mason	1985	1-0	Oklahoma	1982-98	2-1	Western Kentucky	1978-2001	14-1
George Washington	1958-59	2-0	Oklahoma State	1986	1-0	Western Michigan	1959-74	6-8
Georgia	1951-2019	41-27	Old Dominion	1988-95	2-0	West Florida	1981-84	5-0
Georgia-Savannah	1948	1-1	Ole Miss	1949-95	7-1	West Virginia	1959-2004	4-2
Georgia Southern*	1948-2014	97-32	Olivet	1977	2-0	Wichita State	1989-2008	4-5
Georgia SW State	1976	3-1	Oral Roberts	2004	3-0	William & Mary	1967	1-0
Georgia State	1981-2010	28-2	Oregon	2010	2-0	Wingate	1980-83	6-0
Georgia Tech	1959-2018	75-47	Otterbein	1976-82	7-0	Winthrop	1993-2006	4-1
Grambling State	1985-2009	17-1	Pacific	2017	4-0	Wisconsin	1955-58	8-1
Hawaii	1977-2005	9-9	Parsons	1967	0-2	Wright State	1979-80	3-1
Hawaii-Hilo	1994-2005	10-1	Penn State	1957-69	7-2	Xavier	2018	3-0
Hawaii Pacific	1998-2005	2-1	Pensacola NAS*	1965	3-0	Yale	1957	2-0
High Point	2009	2-0	Pitt	1983-2019	26-2	Youngstown State	2019	3-0
Hofstra	2007-12	16-0	Presbyterian	2013	2-0			
Holy Cross	1970	2-0	Providence	1999	1-0			
Howard	1976	1-1	Purdue	1993	0-1			
Illinois	1956-90	6-0	Rhode Island	2012-16	9-0			
Illinois State	2004	1-0	Rice	1989	2-1			
Indiana	1956-2013	5-2	Richmond	1972-2019	23-0			
Indiana State	1986	1-0	Rider	1970-89	3-0			
Iowa	1988	1-0	Ripon	1981	2-0			
Ithaca	1957-62	3-0	Rollins	1948-73	12-11			
Jackson State	1981	1-0	Rose-Hulman Tech	1978	4-0			
Jacksonville	1964-2019	128-39	Rutgers	1966-2003	2-0			
			Samford	1985-2018	21-2			

*Baptist College before 1992.

**Columbus College before 1996.

*Georgia Teachers before 1959.

*Southwestern Louisiana before 1999.

*Northwest Louisiana before 1999.

*Memphis State before 1994.

*Missouri-Rolla before 2008.

*Kearney State before 1991.

*Biscayne before 1985.

**Troy State before 2005.

*Amateur Team

2020 Opponent

ALL-TIME SERIES RECORDS/RESULTS



PROFESSIONAL EXHIBITIONS

	FIRST	LAST	SERIES STANDINGS
Tallahassee Citizens	1951	1951	1-0
Tallahassee Rebels	1954	1954	1-1
Knowlton (A)	1958	1958	1-0
Birmingham (AA)	1968	1968	0-3
Pittsfield (AA)	1968	1968	0-3
Pawtucket (AAA)	1970	1970	0-1
Baltimore (AL)	1970	1970	0-1
Atlanta (NL)	1981	1982	1-1
Kansas City (AL)	1988	1988	Rained out
Tampa Bay (AL)	1998	1998	0-1
Florida (NL)	1994	2001	0-2
Philadelphia (NL)	2007	2012	0-4
New York (AL)	1978	2014	0-3
Totals			4-20 (.167)

AGAINST THE ACC

	FIRST	LAST	Overall RECORD	FIRST	LAST	Both teams in ACC RECORD
Boston College	2006	2019	34-7	2006	2019	34-7
Clemson	1958	2019	79-69-1	1992	2019	54-53
Duke	1954	2018	78-24	1992	2018	60-15
Georgia Tech	1959	2018	75-47	1992	2018	50-39
Louisville	1977	2019	28-9	2015	2019	11-6
Miami	1951	2019	153-132-4	2005	2019	26-23
North Carolina	1956	2018	70-34	1992	2018	52-28
NC State	1962	2019	73-33	1992	2019	70-30
Notre Dame	1956	2019	19-9	2014	2019	14-5
Pitt	1983	2019	26-2	2015	2019	7-2
Virginia	1972	2019	57-30	1992	2019	55-30
Virginia Tech	1967	2019	45-15	2005	2019	25-11
Wake Forest	1962	2019	91-31	1992	2019	71-25
Totals			828-442-5 (.651)			529-274 (.659)

Former ACC Teams

	FIRST	LAST	Overall RECORD	FIRST	LAST	Both teams in ACC RECORD
Maryland	1965	2014	68-8	1992	2014	64-8
South Carolina	1969	1991	19-10	-	-	-
Totals			87-18 (.829)			64-8 (.889)

AGAINST STATE SCHOOLS

	FIRST	LAST	SERIES STANDINGS
Bethune-Cookman	2000	2011	5-0
Florida	1956	2019	128-121-1
Florida A&M	1971	2002	13-0
Florida Atlantic	1995	2019	9-1
Florida Gulf Coast	2009	2017	9-4
Florida International	1973	2019	17-6
Florida Southern	1949	1974	29-13-1
Jacksonville	1964	2019	128-39
Jacksonville NAS*	1953	1954	2-2
Miami	1951	2019	153-132-4
North Florida	2006	2019	9-2
Pensacola NAS*	1965	1965	3-0
Rollins	1948	1973	12-11
St. Leo	1969	1998	29-4
St. Thomas	1976	1976	4-0
Stetson	1949	2019	65-24
Tampa	1949	1984	25-4-1
UCF	1985	2019	37-7
UCF	1969	2018	71-16
West Florida	1981	1994	5-0
Totals			753-386-7 (.660)

*Amateur Team

AKRON: 4-0

At Florida State: FSU leads 4-0

3/23/99	Tallahassee	W	7-4
3/24/99	Tallahassee	W	12-2
3/20/01	Tallahassee	W	8-2
3/21/01	Tallahassee	W	14-2

ALABAMA: 7-3

At Florida State: FSU leads 5-3

Neutral: FSU leads 2-0

3/23/67	Tallahassee	L	3-4
3/25/67	Tallahassee	W	10
5/31/68	Gastonia, N.C. ¹	W	6-1
5/28/83	Tallahassee ²	L	5-7
3/23/84	Dothan, Ala.	W	18-16
5/25/91	Tallahassee ²	W	5-2
5/26/91	Tallahassee ²	W	6-5
6/4/11	Tallahassee ²	W	9-5
6/5/11	Tallahassee ²	W	11-1
5/31/14	Tallahassee ²	L	5-6

ALABAMA STATE: 2-0

At Florida State: FSU leads 2-0

3/25/15	Tallahassee	W	8-7
6/3/16	Tallahassee ²	W	18-6

AMHERST: 7-1

At Florida State: FSU leads 7-1

3/27/52	Tallahassee	W	4-2
3/30/53	Tallahassee	W	5-0
3/31/53	Tallahassee	W	4-3
3/29/54	Tallahassee	W	11-3
3/30/54	Tallahassee	W	10-6
3/23/55	Tallahassee	W	10-1
3/24/55	Tallahassee	L	7-9 (10)
3/28/64	Tallahassee	W	5-0

APPALACHIAN STATE: 16-0

At Florida State: FSU leads 16-0

2/16/93	Tallahassee	W	8-3
2/17/93	Tallahassee	W	3-1
2/22/00	Tallahassee	W	8-2
2/23/00	Tallahassee	W	8-1
2/27/01	Tallahassee	W	10-4
2/28/01	Tallahassee	W	7-4
3/13/02	Tallahassee	W	4-2
3/13/02	Tallahassee	W	11-7
2/21/03	Tallahassee	W	16-6
2/22/03	Tallahassee	W	9-1
2/23/03	Tallahassee	W	17-0
2/25/05	Tallahassee	W	11-2
2/26/05	Tallahassee	W	4-1
2/23/07	Tallahassee	W	6-3
2/24/07	Tallahassee	W	10-2
2/25/07	Tallahassee	W	12-8

ARIZONA: 5-8

At Florida State: FSU leads 3-0

At Arizona: Arizona leads 2-1

Neutral: Arizona leads 6-1

6/11/63	Omaha, Neb. ³	L	3-4 (11)
6/13/70	Omaha, Neb. ³	W	4-0
5/31/80	Omaha, Neb. ³	L	3-5
6/6/86	Omaha, Neb. ³	L	5-9
6/9/86	Omaha, Neb. ³	L	2-10
2/17/90	Tallahassee	W	7-1
2/17/90	Tallahassee	W	16-8
2/18/90	Tallahassee	W	10-5
2/14/91	Tucson	W	15-8
2/15/91	Tucson	L	3-7
2/16/91	Tucson	L	2-3
6/15/12	Omaha, Neb. ³	L	3-4 (12)
6/21/12	Omaha, Neb. ³	L	3-10

ARIZONA STATE: 24-10

At Florida State: FSU leads 16-1

At Arizona State: Arizona State leads 8-7

Neutral: Tied 1-1

5/31/87	Omaha, Neb. ³	W	3-0
2/4/89	Tallahassee	W	9-6
2/5/89	Tallahassee	W	8-3
3/31/90	Tempe	L	1-9
4/1/90	Tempe	L	6-7
2/8/91	Tallahassee	W	6-5 (10)
2/9/91	Tallahassee	W	21-5
2/10/91	Tallahassee	W	4-3 (10)
2/9/92	Tempe	W	4-2
2/9/92	Tempe	L	1-4



ALL-TIME RESULTS

2/11/94	Tallahassee	W	9-7
2/12/94	Tallahassee	W	13-2
2/13/94	Tallahassee	W	9-8 (8)
2/10/95	Tempe	W	11-2
2/11/95	Tempe	W	14-6
2/12/95	Tempe	L	2-8
2/7/97	Tallahassee	W	5-2
2/8/97	Tallahassee	L	6-9
2/9/97	Tallahassee	W	11-5
2/6/98	Tempe	W	3-2
2/7/98	Tempe	W	6-1
5/29/98	Omaha, Neb. ³	L	10-11
2/5/99	Tallahassee	W	4-1
2/6/99	Tallahassee	W	11-4
2/7/99	Tallahassee	W	7-5
2/4/00	Tempe	W	11-10
2/5/00	Tempe	L	9-15
2/6/00	Tempe	W	9-7
2/15/02	Tallahassee	W	9-4
2/16/02	Tallahassee	W	5-3
2/17/02	Tallahassee	W	6-4
2/16/04	Tempe	L	1-2
2/7/04	Tempe	L	9-10
2/8/04	Tempe	L	6-12

ARKANSAS: 1-5

At Florida State: Arkansas leads 3-0

At Arkansas: Arkansas leads 2-0

Neutral: FSU leads 1-0

5/25/85	Tallahassee ¹	L	6-7
6/11/04	Fayetteville ²	L	5-7
6/12/04	Fayetteville ²	L	2-4
6/5/09	Tallahassee ²	L	2-7
6/6/09	Tallahassee ²	L	8-9
6/15/19	Omaha, Neb. ³	W	1-0

ARMY: 2-0

At Florida State: FSU leads 1-0

Neutral: FSU leads 1-0

3/24/75	Miami, Fla.	W	7-4
6/3/05	Tallahassee ¹	W	3-2

AUBURN: 77-41

At Florida State: FSU leads 49-22

At Auburn: FSU leads 27-18

Neutral: Tied 1-1

3/20/54	Tallahassee	L	2-7
3/19/57	Tallahassee	W	8-2
3/20/57	Tallahassee	W	10-5
4/22/57	Auburn	L	9-10
4/23/57	Auburn	W	10-4
3/20/58	Tallahassee	L	3-4
3/20/58	Tallahassee	L	7-10
4/25/58	Auburn	W	5-1
4/26/58	Auburn	W	4-2
3/17/59	Tallahassee	W	11-3
3/17/59	Tallahassee	W	8-4
5/13/59	Auburn	W	4-3
5/14/59	Auburn	W	8-6
3/21/60	Tallahassee	L	4-10
3/22/60	Tallahassee	W	22-8
3/23/60	Tallahassee	W	11-4
5/6/60	Auburn	L	3-4 (7)
5/7/60	Auburn	L	5-6
3/20/61	Tallahassee	W	10-1
3/21/61	Tallahassee	W	10-9
3/21/61	Tallahassee	L	5-15
3/16/62	Tallahassee	L	7-12
3/17/62	Tallahassee	L	2-10
4/9/62	Auburn	L	6-7
4/10/62	Auburn	L	3-5
3/16/63	Tallahassee	W	2-1
3/18/63	Tallahassee	W	8-3
3/25/63	Auburn	W	5-1
3/26/63	Auburn	W	9-7

5/30/63	Gastonia, N.C. ¹	W	4-3
4/20/64	Auburn	L	3-5
5/4/64	Tallahassee	L	2-4
5/3/64	Tallahassee	L	5-19
4/5/65	Tallahassee	W	6-1
4/6/65	Tallahassee	W	12-0
3/22/66	Tallahassee	W	6-3
4/1/66	Auburn	L	2-7
4/2/66	Auburn	L	2-6
3/20/67	Tallahassee	L	7-12
3/21/67	Tallahassee	W	1-0
4/7/67	Auburn	L	2-5
4/8/67	Auburn	W	9-3
6/3/67	Gastonia, N.C. ¹	L	3-13
4/22/68	Tallahassee	W	2-1
4/23/68	Tallahassee	W	7-3
5/13/68	Auburn	W	3-2
5/14/68	Auburn	L	1-18
3/14/69	Tallahassee	L	0-1
3/15/69	Tallahassee	W	6-1
5/19/69	Auburn	L	4-7
5/20/69	Auburn	W	6-3
4/6/70	Tallahassee	W	10-4
4/7/70	Tallahassee	L	3-5
5/18/70	Auburn	W	5-0
5/19/70	Auburn	W	7-6
4/12/71	Tallahassee	W	13-8
4/13/71	Tallahassee	L	8-11
5/17/71	Auburn	W	9-4
5/18/71	Auburn	W	6-5
3/24/72	Tallahassee	L	3-9
3/25/72	Tallahassee	W	16-13
5/15/72	Auburn	L	3-9
5/16/72	Auburn	W	7-4
4/9/73	Tallahassee	L	2-4
4/10/73	Tallahassee	L	2-4
5/14/73	Auburn	W	4-2
5/15/73	Auburn	W	8-4
4/29/74	Tallahassee	W	11-1
4/30/74	Tallahassee	L	3-6
5/13/74	Auburn	L	4-5
5/14/74	Auburn	L	1-7
4/15/75	Tallahassee	W	3-1
4/16/75	Tallahassee	W	4-0
5/12/75	Auburn	L	3-4
5/12/75	Auburn	W	4-1
5/24/76	Tallahassee ¹	L	1-2
4/9/80	Tallahassee	W	21-7
4/9/80	Tallahassee	W	2-0
4/22/80	Auburn	W	9-5
4/23/80	Auburn	W	4-2
4/28/81	Auburn	W	7-1
4/29/81	Auburn	W	4-3
5/7/81	Tallahassee	W	7-5
5/7/81	Tallahassee	W	11-3
4/13/82	Auburn	L	5-9
4/14/82	Auburn	W	10-8 (5)
4/20/82	Tallahassee	W	14-0
4/21/82	Tallahassee	L	8-9
2/23/83	Tallahassee	W	12-9
2/23/83	Tallahassee	W	6-1
3/23/83	Auburn	W	7-5
2/28/84	Tallahassee	W	10-4
2/29/84	Tallahassee	W	12-2
5/27/89	Tallahassee ¹	W	7-6
5/24/87	Tallahassee ¹	L	7-8
5/25/87	Tallahassee ¹	W	9-7
5/25/87	Tallahassee ¹	L	2-5
5/24/88	Tallahassee ¹	W	16-10
6/4/89	Tallahassee ¹	W	10-2
6/5/89	Tallahassee ¹	W	6-3
5/26/01	Tallahassee ¹	W	10-6
5/27/01	Tallahassee ¹	W	9-6
2/11/05	Tallahassee	W	7-3
2/12/05	Tallahassee	W	6-5
2/13/05	Tallahassee	L	2-9
6/4/05	Tallahassee ¹	W	4-3
6/5/05	Tallahassee ¹	W	10-4

2/10/06	Auburn	L	2-5
2/11/06	Auburn	W	8-3
2/28/08	Auburn	W	7-5
2/29/08	Auburn	W	6-5
3/1/08	Tallahassee	W	4-3
3/2/08	Tallahassee	W	10-1
2/26/09	Tallahassee	W	8-7
2/27/09	Tallahassee	W	14-5
2/28/09	Auburn	L	9-10
6/4/17	Tallahassee ¹	W	8-7 (10)
6/5/17	Tallahassee ¹	W	6-0

AUSTIN PEAY STATE: 5-0

At Florida State: FSU leads 5-0

3/16/79	Tallahassee	W	12-0
3/16/79	Tallahassee	W	4-2
3/13/87	Tallahassee	W	8-3
3/14/87	Tallahassee	W	15-0
3/15/87	Tallahassee	W	26-1

BALL STATE: 19-2

At Florida State: FSU leads 19-2

3/1/84	Tallahassee	W	13-2
3/2/84	Tallahassee	W	5-1
3/3/84	Tallahassee	W	12-2
3/4/84	Tallahassee	W	8-6
3/2/85	Tallahassee	L	11-12
3/2/85	Tallahassee	W	12-10
3/3/85	Tallahassee	W	15-6
3/4/85	Tallahassee	L	9-10
3/3/87	Tallahassee	W	10-3
3/4/87	Tallahassee	W	9-2
3/5/87	Tallahassee	W	14-10
3/4/88	Tallahassee	W	4-4
3/10/89	Tallahassee	W	10-0
3/11/89	Tallahassee	W	11-1
3/12/89	Tallahassee	W	16-0
3/2/90	Tallahassee	W	19-10
3/3/90	Tallahassee	W	16-3
3/4/90	Tallahassee	W	12-4
3/5/91	Tallahassee	W	26-4
3/6/91	Tallahassee	W	17-2
3/7/91	Tallahassee	W	12-2

BELMONT ABBEY: 2-0

At Florida State: FSU leads 2-0

4/2/69	Tallahassee	W	10-9
4/3/69	Tallahassee	W	8-4

BETHUNE-COOKMAN: 5-0

At Florida State: FSU leads 5-0

5/26/00	Tallahassee ¹	W	6-3
5/25/01	Tallahassee ¹	W	8-1
6/4/04	Tallahassee ¹	W	10-3
6/1/07	Tallahassee ¹	W	6-2
6/3/11	Tallahassee ¹	W	6-5

BOSTON COLLEGE: 34-7

At Florida State: FSU leads 15-5

At Boston College: FSU leads 14-2

Neutral: FSU leads 5-0

4/7/06	Chestnut Hill, Mass.	W	7-1
4/8/06	Chestnut Hill, Mass.	W	4-2
4/9/06	Chestnut Hill, Mass.	W	7-5
3/23/07	Tallahassee	W	5-1
3/24/07	Tallahassee	W	6-3
3/25/07	Tallahassee	W	10-0
4/11/08	Chestnut Hill, Mass.	W	4-3
4/11/08	Chestnut Hill, Mass.	W	8-6
4/12/08	Chestnut Hill, Mass.	W	17-2
3/6/09	Tallahassee	W	4-1
3/7/09	Tallahassee	L	6-14
3/8/09	Tallahassee	L	5-12

ALL-TIME RESULTS



5/20/09	Durham, N.C. ⁵	W	7-2
5/7/10	Chestnut Hill, Mass.	L	7-10
5/9/10	Chestnut Hill, Mass.	W	6-4
5/9/10	Chestnut Hill, Mass.	W	11-6
5/28/10	Greensboro, N.C. ⁶	W	12-2 (7)
3/11/11	Tallahassee	W	3-1
3/12/11	Tallahassee	W	15-6
3/13/11	Tallahassee	W	4-3
4/3/12	Chestnut Hill, Mass.	W	6-5
4/14/12	Chestnut Hill, Mass.	W	6-3
4/15/12	Chestnut Hill, Mass.	L	6-17
3/8/13	Tallahassee	W	4-0
3/9/13	Tallahassee	W	9-4
3/10/13	Tallahassee	W	9-1
3/28/14	Kingston, R.I.	W	11-7
3/28/14	Kingston, R.I.	W	6-0
3/29/14	Kingston, R.I.	W	10-1
3/6/15	Tallahassee	W	7-0
3/7/15	Tallahassee	W	3-2
3/8/15	Tallahassee	W	8-4
4/1/16	Chestnut Hill, Mass.	W	3-0
3/10/17	Tallahassee	L	5-8
3/11/17	Tallahassee	W	11-1
3/11/17	Tallahassee	W	13-0
4/20/18	Chestnut Hill, Mass.	W	13-12 (11)
4/21/18	Boston, Mass.	W	13-7
4/22/18	Chestnut Hill, Mass.	W	6-1
3/29/19	Tallahassee	L	7-10
3/30/19	Tallahassee	W	4-3
3/31/19	Tallahassee	L	0-8

BOWLING GREEN STATE: 4-0

At Florida State: FSU leads 4-0

3/25/70	Tallahassee	W	17-8
5/6/16	Tallahassee	W	6-1
5/7/16	Tallahassee	W	10-0
5/8/16	Tallahassee	W	6-1

BRADLEY: 1-1

At Florida State: Tied 1-1

4/10/50	Tallahassee	W	3-2
4/11/50	Tallahassee	L	1-10

BROOKLYN COLLEGE: 1-0

At Florida State: FSU leads 1-0

3/16/80	Tallahassee	W	23-5
---------	-------------	---	------

BROWN: 8-1

At Florida State: FSU leads 8-1

3/31/71	Tallahassee	L	0-2
4/1/71	Tallahassee	W	3-1
4/1/71	Tallahassee	W	5-1
4/2/71	Tallahassee	W	12-1
4/3/71	Tallahassee	W	4-1
4/3/71	Tallahassee	W	6-1
3/3/06	Tallahassee	W	12-0
3/4/06	Tallahassee	W	21-5
3/5/06	Tallahassee	W	15-7

BUCKNELL: 1-1

At Florida State: Tied 1-1

5/30/08	Tallahassee ¹	L	0-7
6/1/08	Tallahassee ¹	W	24-9

BUTLER: 1-0

At Florida State: FSU leads 1-0

3/10/04	Tallahassee	W	11-2
---------	-------------	---	------

BYU: 1-0

At Florida State: FSU leads 1-0

5/30/94	Tallahassee ¹	W	7-1
---------	--------------------------	---	-----

CALIFORNIA: 1-0

Neutral: FSU leads 1-0

5/31/92	Omaha, Neb. ³	W	5-4
---------	--------------------------	---	-----

CAL STATE FULLERTON: 8-10

At Florida State: FSU leads 5-4

At Cal State Fullerton: Cal State Fullerton leads 2-1

Neutral: Cal State Fullerton leads 4-2

3/9/84	Fullerton	L	3-5
3/10/84	Fullerton	L	1-6
3/11/84	Fullerton	W	10-4
3/24/89	Tallahassee	W	6-5 (11)
3/25/89	Tallahassee	L	4-9
3/26/89	Tallahassee	W	10-0
5/29/92	Omaha, Neb. ³	L	2-7
6/2/92	Omaha, Neb. ³	L	0-6
2/26/93	Tallahassee	W	3-2
2/27/93	Tallahassee	L	2-6
2/28/93	Tallahassee	L	6-13
6/7/94	Omaha, Neb. ³	L	3-10
2/23/96	Anaheim, Calif.	L	1-3
2/15/97	Tallahassee	L	1-2
2/15/97	Tallahassee	W	8-5
2/16/97	Tallahassee	W	7-4
6/16/99	Omaha, Neb. ³	W	7-2
6/19/17	Omaha, Neb. ³	W	6-4

CAL STATE NORTHBRIDGE: 1-0

Neutral: FSU leads 1-0

5/26/96	Stanford, Calif. ¹	W	9-2
---------	-------------------------------	---	-----

CAMPBELLVILLE: 1-0

At Florida State: FSU leads 1-0

3/18/81	Tallahassee	W	19-4
---------	-------------	---	------

CAMP LEJEUNE: 3-1

At Florida State: FSU leads 3-0

At Camp Lejeune: Camp Lejeune leads 1-0

3/13/59	Tallahassee	W	14-4
3/14/59	Tallahassee	W	11-3
3/14/59	Tallahassee	W	10-8
4/27/63	Camp Lejeune, N.C.	L	5-6

CENTRAL CONNECTICUT ST.: 1-0

Neutral: FSU leads 1-0

6/4/10	Norwich, Conn. ¹	W	11-3
--------	-----------------------------	---	------

CENTRAL MICHIGAN: 2-0

At Florida State: FSU leads 1-0

Neutral: FSU leads 1-0

5/25/90	Starkville, Miss. ¹	W	4-2
5/26/94	Tallahassee ¹	W	8-6

CHARLESTON SOUTHERN: 25-0

At Florida State: FSU leads 25-0

3/21/88	Tallahassee	W	9-8
3/22/88	Tallahassee	W	15-1
3/23/88	Tallahassee	W	7-0
2/20/89	Tallahassee	W	5-4 (10)
2/22/89	Tallahassee	W	10-2
3/16/90	Tallahassee	W	11-5
3/17/90	Tallahassee	W	11-1
3/3/92	Tallahassee	W	14-2
3/4/92	Tallahassee	W	13-8
2/17/98	Tallahassee	W	16-0
2/18/98	Tallahassee	W	13-0
2/16/99	Tallahassee	W	12-2
2/17/99	Tallahassee	W	7-2
2/29/00	Tallahassee	W	7-2
3/1/00	Tallahassee	W	12-1

2/28/03	Tallahassee	W	9-0
3/2/03	Tallahassee	W	10-7
3/2/03	Tallahassee	W	21
1/28/05	Tallahassee	W	21
1/29/05	Tallahassee	W	9-2
1/30/05	Tallahassee	W	11-4
2/3/06	Tallahassee	W	6-3
2/4/06	Tallahassee	W	12-2
2/5/06	Tallahassee	W	15-8
4/21/10	Tallahassee	W	12-4

CHICAGO STATE: 3-0

At Florida State: FSU leads 3-0

4/26/72	Tallahassee	W	10-5
4/27/72	Tallahassee	W	11-2
4/27/72	Tallahassee	W	12-0

CINCINNATI: 23-2

At Florida State: FSU leads 14-0

At Cincinnati: FSU leads 5-1

Neutral: FSU leads 4-1

4/13/53	Tallahassee	W	14-1
4/16/56	Tallahassee	W	8-2
3/19/78	Tallahassee	W	11-5
3/20/78	Tallahassee	W	19-9
3/21/78	Tallahassee	W	10-6
5/11/79	Tallahassee ⁴	W	13-3
5/13/82	Tallahassee ⁴	W	10-2
5/13/83	Tallahassee ⁴	W	9-2
5/12/84	Tallahassee ⁴	W	11-2
5/10/85	Tallahassee ⁴	W	24-0
5/9/86	Tallahassee ⁴	W	10-3
5/16/87	Columbia, S.C. ⁴	W	6-3
5/12/89	Cincinnati	L	0-2
5/13/89	Cincinnati	W	18-7
5/14/89	Cincinnati	W	8-7
5/11/90	Tallahassee	W	6-1
5/12/90	Tallahassee	W	12-3
5/13/90	Tallahassee	W	4-1
5/18/90	Hattiesburg, Miss. ⁴	L	4-5
5/20/90	Hattiesburg, Miss. ⁴	W	8-5
5/10/91	Cincinnati	W	15-5
5/11/91	Cincinnati	W	10-5
5/12/91	Cincinnati	W	13-9
5/15/91	Salem, Va. ⁴	W	9-3
5/18/91	Salem, Va. ⁴	W	13-12

THE CITADEL: 9-1

At Florida State: FSU leads 9-1

2/24/98	Tallahassee	W	9-4
2/25/98	Tallahassee	W	15-5
3/16/99	Tallahassee	W	10-6
3/17/99	Tallahassee	W	8-4
5/28/99	Tallahassee ¹	W	24-6
3/27/01	Tallahassee	W	3-0
3/28/01	Tallahassee	L	2-5
3/19/02	Tallahassee	W	4-0
3/20/02	Tallahassee	W	11-3
3/26/03	Tallahassee	W	10-2

CLEMSON: 79-69-1

At Florida State: FSU leads 42-20-1

At Clemson: Clemson leads 35-23

Neutral: Tied 14-14

6/7/58	Gastonia, N.C. ¹	L	5-8
6/5/59	Gastonia, N.C. ¹	L	2-24
6/6/59	Gastonia, N.C. ¹	L	0-5
3/30/62	Tallahassee	W	14-8
4/19/62	Clemson	L	11-14
3/21/63	Tallahassee	W	10-7
3/22/63	Tallahassee	L	7-12
3/23/63	Tallahassee	W	12-3
3/19/64	Tallahassee	W	8-5
3/20/64	Tallahassee	L	5-8



ALL-TIME RESULTS

3/21/64	Tallahassee	W	12-6
4/26/65	Clemson	L	8-9
4/27/65	Clemson	W	13-11
4/27/65	Clemson	W	16-3
5/23/66	Tallahassee	W	11-5
5/24/66	Tallahassee	W	4-3
5/25/66	Tallahassee	L	3-4
6/2/67	Gastonia, N.C. ¹	W	5-3
6/3/67	Gastonia, N.C. ¹	L	4-6
4/19/69	Clemson	W	6-2
4/19/69	Clemson	W	3-1
4/17/71	Clemson	L	0-11
4/17/71	Clemson	L	7-12
4/18/71	Clemson	L	2-3
3/10/72	Tallahassee	W	11-7
3/11/72	Tallahassee	W	6-3
3/12/72	Tallahassee	W	20-3
4/26/73	Clemson	L	1-2
4/26/73	Clemson	W	2-1
4/27/73	Clemson	W	9-1
3/6/74	Tallahassee	W	6-3
3/9/74	Tallahassee	L	5-7
3/10/74	Tallahassee	W	5-3
2/28/81	Tallahassee	W	9-8
3/1/81	Tallahassee	W	11-7
4/1/82	Clemson	W	8-1
4/2/82	Clemson	W	7-6 (7)
3/1/83	Tallahassee	W	5-4
3/2/83	Tallahassee	T	3-3
3/29/84	Clemson	L	0-13
3/30/84	Clemson	L	3-13
5/28/89	Tallahassee ¹	W	8-1
3/27/92	Clemson	L	4-10
3/28/92	Clemson	L	0-12
3/29/92	Clemson	L	0-14
5/11/92	Greenville, S.C. ³	L	2-5
5/13/92	Greenville, S.C. ³	L	0-11
5/7/93	Tallahassee	L	6-17
5/8/93	Tallahassee	W	4-3
5/9/93	Tallahassee	L	1-5
5/16/93	Greenville, S.C. ³	L	1-6
5/18/93	Greenville, S.C. ³	W	7-5
5/7/94	Clemson	L	2-5
5/8/94	Clemson	L	5-9
5/9/94	Clemson	W	8-3
5/21/94	Greenville, S.C. ³	W	10-4
5/22/94	Greenville, S.C. ³	L	1-4
4/21/95	Tallahassee	W	5-2
4/22/95	Tallahassee	W	7-2
4/23/95	Tallahassee	W	9-8
5/19/95	Greenville, S.C. ³	L	0-11
5/20/95	Greenville, S.C. ³	W	12-2
5/21/95	Greenville, S.C. ³	W	8-2
5/4/96	Clemson	L	0-3
5/5/96	Clemson	L	1-2
5/6/96	Clemson	L	0-2
5/18/98	Durham, N.C. ⁵	W	2-1
4/4/97	Tallahassee	L	7-10
4/5/97	Tallahassee	W	20-5
4/6/97	Tallahassee	W	11-10
5/16/97	St. Petersburg, Fla. ³	W	8-4
5/17/97	St. Petersburg, Fla. ³	W	10-0
4/24/98	Clemson	L	1-2
4/25/98	Clemson	L	4-5
4/26/98	Clemson	W	7-2
4/9/99	Tallahassee	W	8-0
4/10/99	Tallahassee	L	4-8
4/11/99	Tallahassee	W	5-3
5/22/99	Durham, N.C. ⁵	L	7-8
5/6/00	Clemson	L	7-8
5/7/00	Clemson	L	4-5
5/8/00	Clemson	L	4-7
5/18/00	Fort Mill, S.C. ⁵	L	4-8
4/6/01	Tallahassee	W	7-4
4/7/01	Tallahassee	W	7-6
4/8/01	Tallahassee	W	6-1
5/18/01	Fort Mill, S.C. ⁵	W	5-4
5/17/02	Clemson	W	9-3

5/18/02	Clemson	W	12-3
5/19/02	Clemson	W	9-3
5/23/02	St. Petersburg, Fla. ³	W	9-4
5/25/02	St. Petersburg, Fla. ³	W	4-1
4/11/03	Tallahassee	L	4-8
4/12/03	Tallahassee	W	7-2
4/13/03	Tallahassee	W	8-1
5/1/04	Clemson	W	11-6
5/2/04	Clemson	W	10-1
5/3/04	Clemson	L	9-18
4/2/05	Tallahassee	W	3-1
4/3/05	Tallahassee	L	3-7
4/3/05	Tallahassee	W	5-4
5/12/06	Clemson	L	1-9
5/13/06	Clemson	L	3-4 (10)
5/14/06	Clemson	L	2-11
5/11/07	Tallahassee	W	11-1
5/12/07	Tallahassee	L	6-7
5/13/07	Tallahassee	L	6-11
5/26/07	Jacksonville, Fla. ³	L	1-5
5/3/08	Clemson	W	9-8 (10)
5/4/08	Clemson	W	13-4
5/5/08	Clemson	W	4-2
3/20/09	Tallahassee	W	5-2
3/21/09	Tallahassee	L	7-8 (11)
3/22/09	Tallahassee	W	7-4
5/20/10	Clemson	L	8-9
5/21/10	Clemson	L	4-8
5/22/10	Clemson	L	3-8
5/19/11	Tallahassee	W	8-6
5/20/11	Tallahassee	L	4-7
5/21/11	Tallahassee	L	5-8
5/26/11	Durham, N.C. ⁵	W	6-3
5/12/12	Clemson	L	2-7
5/14/12	Clemson	L	7-9
5/14/12	Clemson	W	9-5
5/25/12	Greensboro, N.C. ⁵	L	7-9
5/16/13	Tallahassee	L	2-8
5/17/13	Tallahassee	W	2-1
5/18/13	Tallahassee	W	6-1
3/21/14	Clemson	L	3-9
3/22/14	Clemson	W	11-1
3/22/14	Clemson	W	4-3
5/14/15	Tallahassee	L	1-4
5/15/15	Tallahassee	L	0-7
5/16/15	Tallahassee	L	6-9
5/20/15	Durham, N.C. ⁵	W	3-1
4/30/16	Clemson	L	3-10
5/1/16	Clemson	W	11-2
5/2/16	Clemson	L	3-7
5/29/16	Durham, N.C. ⁵	L	13-18
4/15/17	Tallahassee	L	10-12
4/16/17	Tallahassee	W	7-3
4/17/17	Tallahassee	W	7-6
5/5/18	Clemson	W	3-2 (13)
5/6/18	Clemson	L	7-12
5/7/18	Clemson	L	4-5
5/26/18	Durham, N.C. ⁵	W	5-4
4/12/19	Tallahassee	W	6-2
4/13/19	Tallahassee	W	16-2
4/14/19	Tallahassee	W	6-4

CLEVELAND STATE: 3-0

At Florida State: FSU leads 3-0

3/24/81	Tallahassee	W	10-3
3/20/82	Tallahassee	W	27-4
3/21/82	Tallahassee	W	24-15

COASTAL CAROLINA: 13-1

At Florida State: FSU leads 13-1

5/23/91	Tallahassee ¹	W	6-0
3/6/92	Tallahassee	W	6-1
3/7/92	Tallahassee	W	5-2
2/25/94	Tallahassee	W	4-0
2/26/94	Tallahassee	W	17-2
2/27/94	Tallahassee	W	4-1

2/17/95	Tallahassee	W	10-2
2/19/95	Tallahassee	W	6-0
3/8/96	Tallahassee	W	11-4
3/9/96	Tallahassee	W	16-8
3/10/96	Tallahassee	W	7-3
5/1/15	Tallahassee	W	16-2
5/2/15	Tallahassee	W	8-3
5/3/15	Tallahassee	L	2-4

COLLEGE OF CHARLESTON: 13-2

At Florida State: FSU leads 13-2

2/1/92	Tallahassee	W	15-3
2/2/92	Tallahassee	W	4-1
2/19/93	Tallahassee	W	7-6
2/20/93	Tallahassee	W	19-0
2/21/93	Tallahassee	W	17-2
3/8/94	Tallahassee	L	0-3
3/9/94	Tallahassee	W	4-0
3/10/94	Tallahassee	W	7-0
3/28/95	Tallahassee	W	11-1
3/29/95	Tallahassee	W	12-1
5/30/15	Tallahassee ¹	W	3-2
6/1/15	Tallahassee ¹	W	8-1
2/26/16	Tallahassee	L	1-2
2/27/16	Tallahassee	W	8-3
2/28/16	Tallahassee	W	11-2

COLUMBUS STATE: 5-0

At Florida State: FSU leads 3-0

At Columbus State: FSU leads 2-0

4/2/74	Tallahassee	W	3-0
5/12/74	Columbus	W	7-2
4/2/75	Tallahassee ¹	W	10-2
5/11/75	Columbus	W	6-4
3/3/76	Tallahassee	W	5-4

CONNECTICUT: 0-1

Neutral: Connecticut leads 1-0

6/9/57	Omaha, Neb. ³	L	3-5
--------	--------------------------	---	-----

CUMBERLAND: 2-0

At Florida State: FSU leads 2-0

4/11/73	Tallahassee	W	3-0
4/12/73	Tallahassee	W	9-0

DARTMOUTH: 1-0

Neutral: FSU leads 1-0

6/14/70	Omaha, Neb. ³	W	6-0
---------	--------------------------	---	-----

DAVIDSON: 1-0

At Florida State: FSU leads 1-0

3/23/54	Tallahassee	W	7-1
---------	-------------	---	-----

DAYTON: 1-0

At Florida State: FSU leads 1-0

3/29/80	Tallahassee	W	28-2
---------	-------------	---	------

DELAWARE: 1-1

At Florida State: Tied 1-1

5/26/79	Tallahassee ¹	L	6-7
5/22/98	Tallahassee ¹	W	27-6

ALL-TIME RESULTS



DUKE: 78-24

At Florida State: FSU leads 44-10

At Duke: FSU leads 24-10

Neutral: FSU leads 10-4

4/1/54	Tallahassee	L	4-8
4/2/54	Tallahassee	L	2-6
6/1/56	Gastonia, N.C. ¹	W	2-1
6/2/56	Gastonia, N.C. ¹	L	2-4
6/2/56	Gastonia, N.C. ¹	L	67 [10]
3/2/57	Tallahassee	W	2-0
3/30/57	Tallahassee	L	1-8
5/31/57	Gastonia, N.C. ¹	W	3-2
6/1/57	Gastonia, N.C. ¹	L	6-8
6/3/57	Gastonia, N.C. ¹	W	4-1
3/30/59	Tallahassee	L	3-6
4/2/59	Tallahassee	W	5-1
3/2/61	Tallahassee	W	10-6
3/28/61	Tallahassee	W	4-0
3/29/61	Tallahassee	W	7-5
3/30/61	Tallahassee	W	8-2
6/1/61	Gastonia, N.C. ¹	L	2-7
4/20/62	Durham	W	3-1
4/21/62	Durham	L	4-5
4/25/63	Durham	W	6-0
3/28/64	Tallahassee	W	10-4
3/30/65	Tallahassee	W	11-1
4/3/65	Tallahassee	W	9-4
4/22/65	Durham	W	11-2
2/1/91	Tallahassee	W	8-5
2/2/91	Tallahassee	W	10-4
2/3/91	Tallahassee	W	9-3
2/21/92	Tallahassee	W	13-1
2/22/92	Tallahassee	L	4-5
2/23/92	Tallahassee	W	1-0
3/22/93	Durham	L	0-3
3/23/93	Durham	W	8-5
3/24/93	Durham	W	3-1
5/3/94	Tallahassee	L	1-4
5/4/94	Tallahassee	W	11-7
5/5/94	Tallahassee	L	4-5
3/24/95	Durham	L	5-14
3/25/95	Durham	W	9-5
3/26/95	Durham	W	6-2
4/19/96	Tallahassee	W	6-2
4/20/96	Tallahassee	W	14-4
4/21/96	Tallahassee	W	9-7
5/17/96	Durham, N.C. ²	W	7-3
3/21/97	Durham	W	7-3
3/22/97	Durham	W	8-3
3/23/97	Durham	L	3-4
5/14/97	St. Petersburg, Fla. ³	W	4-2
5/17/97	St. Petersburg, Fla. ³	W	12-2
3/20/98	Tallahassee	W	6-5
3/21/98	Tallahassee	W	9-4
3/22/98	Tallahassee	W	10-9
5/15/99	Durham	W	11-3
5/15/99	Durham	W	9-1
5/16/99	Durham	W	7-0
3/10/00	Tallahassee	W	17-0
3/11/00	Tallahassee	W	8-3
3/12/00	Tallahassee	W	9-6
5/11/01	Durham	W	12-3
5/12/01	Durham	W	12-4
5/13/01	Durham	L	7-8
5/5/02	Tallahassee	W	18-4
5/6/02	Tallahassee	W	18-5
5/7/02	Tallahassee	W	13-3
5/22/02	St. Petersburg, Fla. ⁵	W	10-7
5/16/03	Tallahassee	W	11-6
5/16/03	Tallahassee	W	12-7
5/17/03	Tallahassee	W	15-8
5/22/03	Salem, Va. ²	W	13-0
5/14/04	Tallahassee	W	14-1
5/15/04	Tallahassee	W	10-7
5/16/04	Tallahassee	W	6-3
5/27/04	Salem, Va. ²	W	6-3

3/25/05	Durham	W	5-3
3/26/05	Durham	L	7-8
3/26/05	Durham	W	11-4
3/24/06	Tallahassee	W	7-2
3/25/06	Tallahassee	W	12-4
3/26/06	Tallahassee	W	15-5
3/30/07	Durham	W	15-3
3/31/07	Durham	L	5-8
4/1/07	Durham	W	8-5
4/16/10	Durham	W	16-3
4/17/10	Durham	L	6-10
4/18/10	Durham	W	8-3
4/22/11	Tallahassee	W	2-1
4/23/11	Tallahassee	W	10-3
4/24/11	Tallahassee	W	13-9
3/9/12	Durham	W	5-3
3/10/12	Durham	W	5-0
3/11/12	Durham	W	10-2
4/2/13	Tallahassee	W	16-2
4/3/13	Tallahassee	W	8-3
4/3/13	Tallahassee	W	8-5
5/15/14	Tallahassee	W	3-0
5/16/14	Tallahassee	W	9-8
5/17/14	Tallahassee	L	5-7
5/13/16	Durham	L	4-5
5/14/16	Durham	L	1-3
5/15/16	Durham	W	4-3
5/27/17	Louisville, Ky. ⁵	W	5-1
4/13/18	Tallahassee	L	17-1
4/14/18	Tallahassee	L	5-6 (11)

DUQUESNE: 3-0

At Florida State: FSU leads 3-0

2/23/08	Tallahassee	W	14-3 (7)
2/23/08	Tallahassee	W	15-3 (7)
2/24/08	Tallahassee	W	15-3 (8)

EAST CAROLINA: 5-3

At Florida State: Tied 1-1

At East Carolina: FSU leads 1-0

Neutral: FSU leads 3-2

4/23/62	Chapel Hill, N.C.	L	2-19
4/26/63	Greenville, N.C.	W	6-1
6/3/66	Gastonia, N.C. ¹	W	6-3
5/30/68	Gastonia, N.C. ¹	L	1-2
6/1/68	Gastonia, N.C. ¹	W	3-2
5/28/70	Gastonia, N.C. ¹	W	2-0
5/25/84	Tallahassee ¹	L	4-7
5/21/87	Tallahassee ¹	W	10-5

EAST TENNESSEE STATE: 2-0

At Florida State: FSU leads 2-0

3/10/78	Tallahassee	W	14-1
3/10/78	Tallahassee	W	7-4

EASTERN ILLINOIS: 1-0

At Florida State: FSU leads 1-0

3/27/80	Tallahassee	W	10-9
---------	-------------	---	------

EASTERN MICHIGAN: 0-2

Neutral: Eastern Michigan leads 2-0

6/7/75	Omaha, Neb. ³	L	1-2
5/28/82	Austin, Texas ¹	L	2-7

EVANSVILLE: 4-0

At Florida State: FSU leads 4-0

5/27/00	Tallahassee ¹	W	11-2
2/14/03	Tallahassee	W	13-2
2/15/03	Tallahassee	W	14-3
2/16/03	Tallahassee	W	11-1

FAIRLEIGH DICKINSON: 2-0

At Florida State: FSU leads 2-0

4/1/73	Tallahassee	W	2-1
4/1/73	Tallahassee	W	5-0

FLAGLER: 4-1

At Florida State: FSU leads 4-1

4/20/80	Tallahassee	W	12-1
4/9/81	Tallahassee	L	3-4
4/9/81	Tallahassee	W	12-4
4/30/82	Tallahassee	W	5-2
5/1/82	Tallahassee	W	13-1

FLORIDA: 128-121-1

At Florida State: FSU leads 69-41-1

At Florida: Florida leads 66-48

Neutral: Florida leads 14-11

4/9/56	Gainesville	L	5-7
4/5/57	Tallahassee	L	2-13
4/6/57	Tallahassee	W	4-1
4/11/58	Tallahassee	L	7-8
4/12/58	Gainesville	L	1-8
6/7/58	Gastonia, N.C. ¹	L	1-2
3/28/59	Tallahassee	W	8-7
4/10/59	Tallahassee	L	3-6
4/11/59	Tallahassee	L	7-9
5/9/60	Gainesville	W	8-4
5/10/60	Gainesville	W	13-11
4/3/61	Tallahassee	L	2-3
4/4/61	Tallahassee	W	8-5
5/18/62	Gainesville	L	5-9
5/19/62	Gainesville	W	6-2
5/31/62	Gastonia, N.C. ¹	L	0-1
6/2/62	Gastonia, N.C. ¹	W	31 [6]
5/3/63	Gainesville	L	1-3
5/4/63	Gainesville	L	3-6
5/24/63	Tallahassee	W	6-2
5/25/63	Tallahassee	W	5-1
5/25/63	Tallahassee	L	1-3
5/22/64	Tallahassee	L	2-6
5/23/64	Tallahassee	W	4-3
5/29/64	Gainesville	L	1-2
5/30/64	Gainesville	L	1-2
5/30/64	Gainesville	W	5-4
5/21/65	Gainesville	L	6-8
5/22/65	Gainesville	W	3-2
6/2/65	Tallahassee	W	5-4
6/3/65	Tallahassee	L	10-11
5/6/66	Gainesville	W	16-4
5/7/66	Gainesville	L	0-1
5/20/66	Tallahassee	W	1-0
5/21/66	Tallahassee	W	4-0
5/19/67	Tallahassee	W	7-5
5/20/67	Tallahassee	L	2-5
5/26/67	Gainesville	W	6-3
5/27/67	Gainesville	L	1-2
5/27/67	Gainesville	L	1-3
5/7/68	Gainesville	L	2-3
5/8/68	Gainesville	L	2-3
5/24/68	Tallahassee	W	1-0
5/25/68	Tallahassee	W	5-0
5/25/68	Tallahassee	W	5-0
4/28/69	Tallahassee	W	3-1
4/29/69	Tallahassee	L	4-8
5/23/69	Gainesville	L	0-8
5/24/69	Gainesville	L	1-3
5/24/69	Gainesville	W	3-1
5/12/70	Gainesville	L	1-3
5/13/70	Gainesville	L	4-5
5/22/70	Tallahassee	L	3-4
5/23/70	Tallahassee	W	1-0
5/23/70	Tallahassee	W	9-4
5/21/71	Gainesville	W	7-2
5/22/71	Gainesville	W	2-0



ALL-TIME RESULTS

5/22/71	Gainesville	L	3-4	2/19/89	Gainesville	L	5-6	3/16/10	Gainesville	L	5-8
5/28/71	Tallahassee	L	1-4	4/11/89	Tallahassee	L	0-5	3/30/10	Jacksonville, Fla.	W	7-2
5/29/71	Tallahassee	W	7-0	4/12/89	Tallahassee	W	7-5	4/3/10	Tallahassee	W	3-2
5/19/72	Gainesville	L	1-3	3/8/90	Gainesville	W	5-1	6/21/10	Omaha, Neb. ³	W	8-5
5/20/72	Gainesville	L	1-3	3/9/90	Gainesville	W	3-2	3/17/11	Tampa, Fla.	W	5/3
5/26/72	Tallahassee	W	8-1	3/10/90	Tallahassee	W	5-3	3/15/11	Gainesville	L	4-5 (10)
5/27/72	Tallahassee	W	4-2	3/11/90	Tallahassee	W	7-6	3/29/11	Jacksonville, Fla.	W	5-2
5/27/72	Tallahassee	W	9-4	3/9/91	Tallahassee	W	8-3	4/21/11	Tallahassee	W	3-1
5/19/73	Tallahassee	W	3-0	3/10/91	Tallahassee	W	5-3	3/13/12	Gainesville	L	2-9
5/20/73	Tallahassee	W	9-5	4/16/91	Gainesville	W	4-2	3/27/12	Jacksonville, Fla.	L	1-4
5/25/73	Gainesville	W	8-7	4/17/91	Gainesville	L	3-4	4/10/12	Tallahassee	L	3-6
5/26/73	Gainesville	L	0-4	6/2/91	Omaha, Neb. ³	L	0-5	3/12/13	Gainesville	W	4-1
5/26/73	Gainesville	W	8-0	2/19/92	Gainesville	W	2-1	3/26/13	Jacksonville, Fla.	W	2-1
5/17/74	Tallahassee	T	0-0	4/8/92	Tallahassee	W	4-0	4/9/13	Tallahassee	L	3-4
5/18/74	Tallahassee	L	2-6	4/15/92	Tallahassee	L	1-3	3/18/14	Gainesville	L	1-3
5/18/74	Tallahassee	W	4-3	5/5/92	Gainesville	W	4-1	3/25/14	Jacksonville, Fla.	L	1-4
5/19/74	Gainesville	L	4-5	3/4/93	Tallahassee	W	2-0	4/8/14	Tallahassee	L	0-8
5/20/74	Gainesville	W	4-3	3/5/93	Tallahassee	W	9-3	3/17/15	Gainesville	L	8-14
3/1/75	Tallahassee	W	14-0	3/6/93	Gainesville	W	4-2	3/31/15	Jacksonville, Fla.	W	8-3
3/2/75	Tallahassee	W	6-4	3/7/93	Gainesville	W	8-4	4/14/15	Tallahassee	W	4-3 (12)
4/29/75	Gainesville	W	9-5	3/3/94	Gainesville	L	0-4	6/5/15	Gainesville ²	L	5/13
4/29/75	Gainesville	L	5-8	3/4/94	Gainesville	W	10-5	6/6/15	Gainesville ²	L	4/11
4/30/75	Gainesville	W	8-7	3/5/94	Tallahassee	W	7-2	3/15/16	Gainesville	L	0-6
4/12/76	Tallahassee	W	8-2	3/6/94	Tallahassee	L	5/12	3/29/16	Jacksonville, Fla.	L	2-3
4/13/76	Tallahassee	W	3-1	3/9/95	Tallahassee	W	6-3	4/12/16	Tallahassee	L	2-8
4/20/76	Gainesville	W	8-5	3/10/95	Tallahassee	W	2-1	6/11/16	Gainesville ²	W	3-0
4/21/76	Gainesville	W	11-3	3/11/95	Gainesville	W	7-0	6/12/16	Gainesville ²	L	0-5
3/7/77	Tallahassee	L	3-8	3/12/95	Gainesville	L	3-9	6/13/16	Gainesville ²	L	0-7
3/7/77	Tallahassee	L	1-2	2/29/96	Gainesville	W	11-2	3/14/17	Gainesville	L	0-1
4/16/77	Gainesville	L	3-7	3/2/96	Tallahassee	L	4-6	3/28/17	Jacksonville, Fla.	L	1-4
4/17/77	Gainesville	W	8-7	3/3/96	Tallahassee	L	10-11	4/11/17	Tallahassee	L	7-10
4/26/78	Tallahassee	W	5-1	6/1/96	Omaha, Neb. ³	L	2-5	3/13/18	Gainesville	L	6/12
4/27/78	Tallahassee	W	9-8	6/4/96	Omaha, Neb. ³	L	3-6	3/27/18	Jacksonville, Fla.	L	0-1
5/2/78	Gainesville	W	7-1	2/27/97	Tallahassee	L	2-3 (11)	4/10/18	Tallahassee	L	3-6
5/2/78	Gainesville	L	4-5	2/28/97	Tallahassee	W	10-8	3/12/19	Gainesville	L	7-20
3/8/79	Gainesville	W	4-3	3/1/97	Gainesville	L	6/13	3/26/19	Jacksonville, Fla.	L	2-4
3/9/79	Gainesville	L	3-16	3/2/97	Gainesville	W	9-5	4/9/19	Tallahassee	L	1-3
4/8/79	Tallahassee	W	12/7	2/21/98	Gainesville	L	1-3				
5/4/79	Tallahassee	W	20/7	2/28/98	Tallahassee	W	9-7				
5/25/79	Tallahassee ¹	L	5-9	3/1/98	Tallahassee	L	5/10 (10)				
3/8/80	Tallahassee	L	6-21	2/20/99	Tallahassee	L	5-6				
4/15/80	Gainesville	W	2-1	2/21/99	Tallahassee	W	12-3				
4/16/80	Gainesville	W	15-2	2/27/99	Gainesville	L	2-4				
3/13/81	Gainesville	W	3-1	2/28/99	Gainesville	W	8-4				
3/14/81	Gainesville	L	5/17	2/19/00	Gainesville	W	15-6				
4/1/81	Tallahassee	W	14-10	2/20/00	Gainesville	W	17-8				
4/2/81	Tallahassee	L	9/12	2/26/00	Tallahassee	W	6-2				
5/21/81	Miami, Fla. ¹	W	5-1	2/27/00	Tallahassee	W	8-7				
5/23/81	Miami, Fla. ¹	L	4-5	2/17/01	Tallahassee	W	19-6				
3/11/82	Tallahassee	W	17/16	2/18/01	Tallahassee	L	5-6				
3/12/82	Tallahassee	W	8-1	2/24/01	Gainesville	L	2-3 (10)				
3/13/82	Gainesville	L	6-9	2/25/01	Gainesville	W	13-11				
3/14/82	Gainesville	W	7-6	3/1/02	Gainesville	W	5-4				
3/5/83	Gainesville	L	2-6	3/3/02	Tallahassee	W	9-4				
3/6/83	Gainesville	L	14/16	3/7/03	Tallahassee	W	5-4				
4/10/83	Tallahassee	L	5-7	3/8/03	Tallahassee	W	9-7				
4/10/83	Tallahassee	W	9-3	3/9/03	Gainesville	L	8-9				
2/5/84	Miami, Fla.	L	3-8	3/31/04	Gainesville	L	6-7 (11)				
4/4/84	Tallahassee	L	3-11	4/21/04	Tallahassee	W	16-4				
4/4/84	Tallahassee	W	11-9	5/12/04	Gainesville	L	2-3				
4/17/84	Gainesville	L	7-8	3/30/05	Tallahassee	L	2-9				
4/18/84	Gainesville	W	7-4	4/19/05	Tallahassee	W	4-2				
3/15/85	Gainesville	L	2-3	5/3/05	Gainesville	W	9-4				
3/16/85	Gainesville	L	1-6	6/10/05	Gainesville ²	L	1-8				
3/28/85	Tallahassee	W	12-10	6/11/05	Gainesville ²	L	5-8				
4/2/85	Tallahassee	L	3-6	2/28/06	Gainesville	W	6-4				
2/25/86	Gainesville	W	10-6	4/19/06	Tallahassee	L	3-8				
2/26/86	Gainesville	W	10/7	2/20/07	Gainesville	W	14-6				
4/15/86	Tallahassee	W	7-6	4/3/07	Jacksonville, Fla.	L	7-16				
4/16/86	Tallahassee	W	8-0	4/18/07	Tallahassee	L	4-5				
4/14/87	Tallahassee	W	12-6	3/18/08	Gainesville	L	1-6				
4/15/87	Tallahassee	W	14-11	4/1/08	Jacksonville, Fla.	W	10-2				
5/5/87	Gainesville	L	5-10	4/15/08	Tallahassee	W	4-2				
5/6/87	Gainesville	L	5-7	5/31/08	Tallahassee ¹	W	17-11				
4/13/88	Tallahassee	W	7-2	3/17/09	Gainesville	L	4-5				
4/20/88	Gainesville	L	5-8	3/31/09	Jacksonville, Fla.	W	3-2 (5)				
5/28/88	Tallahassee ¹	L	3-9	4/14/09	Tallahassee	L	2-10				
2/18/89	Gainesville	L	1-5	3/2/10	Tampa, Fla.	W	10-5				

FLORIDA A&M: 13-0

At Florida State: FSU leads 10-0

At Florida A&M: FSU leads 3-0

3/26/71	Florida State	W	2-1
3/27/71	Florida State	W	21-1
3/28/71	Florida State	W	7-1
4/13/72	Florida State	W	12-10
4/19/72	Florida State	W	9-2
5/2/72	Florida A&M	W	12-4
5/3/72	Florida A&M	W	13-7
4/23/73	Florida A&M	W	14-6
5/7/73	Florida State	W	8-1
4/5/79	Florida State	W	13-1
4/26/79	Florida State	W	20-4
5/2/79	Florida State	W	9-1
5/3/02	Florida State	W	17-7

FAU: 9-1

At Florida State: FSU leads 8-1

Neutral: FSU leads 1-0

2/3/95	Tallahassee	W	21-4
2/4/95	Tallahassee	W	11-7
2/5/95	Tallahassee	W	8-4
4/30/96	Tallahassee	W	9-8
5/1/96	Tallahassee	W	13-5
3/18/97	Tallahassee	W	11-3
3/19/97	Tallahassee	L	5-13
3/24/98	Tallahassee	W	15-3
3/25/98	Tallahassee	W	7-5
5/31/19	Athens, Ga. ¹	W	13-7

ALL-TIME RESULTS



FLORIDA GULF COAST: 9-4

At Florida State: FSU leads 9-3

At Florida Gulf Coast: Florida Gulf Coast leads 1-0

3/24/09	Tallahassee	W	11-3
3/25/09	Tallahassee	W	11-9
4/19/11	Tallahassee	W	13-2
4/20/11	Tallahassee	W	6-4
4/4/12	Tallahassee	L	1-5
4/2/13	Tallahassee	W	12-9
4/1/14	Tallahassee	W	8-3
4/7/15	Tallahassee	W	5-0
4/8/15	Tallahassee	L	0-5
5/11/16	Tallahassee	L	8-11 (10)
3/15/17	Fort Myers	L	2-5
4/4/17	Tallahassee	W	7-6
4/5/17	Tallahassee	W	3-2 (5)

FIU: 17-6

At Florida State: FSU leads 13-4

At Florida International: FSU leads 4-2

2/17/73	Miami	W	7-4
3/18/74	Miami	W	5-2
4/15/74	Tallahassee	W	2-0
4/15/74	Tallahassee	L	4-5
3/15/75	Tallahassee	W	7-5
3/22/75	Miami	W	12-4
4/21/84	Tallahassee	W	10-3
4/22/84	Tallahassee	W	12-3
3/8/86	Tallahassee	W	9-3
3/9/86	Tallahassee	W	12-10
4/29/86	Miami	W	12-0
3/26/88	Tallahassee	L	7-8
3/27/88	Tallahassee	W	5-2
5/4/88	Miami	L	1-2
2/20/90	Tallahassee	W	5-0
2/21/90	Tallahassee	L	3-4
5/2/90	Miami	L	3-4
5/24/91	Tallahassee ²	W	6-3
5/6/09	Tallahassee	W	15-5
2/24/12	Tallahassee	L	5-8
2/25/12	Tallahassee	W	3-1
2/26/12	Tallahassee	W	2-1
3/20/19	Tallahassee	W	9-6

FLORIDA SOUTHERN: 29-13-1

At Florida State: FSU leads 13-9

At Florida Southern: FSU leads 16-5-1

4/15/49	Tallahassee	L	3-5
4/16/49	Tallahassee	L	8-10
5/20/49	Lakeland	L	1-3
5/21/49	Lakeland	L	1-3
4/7/50	Tallahassee	L	2-4
4/8/50	Tallahassee	W	10-6
3/26/51	Lakeland	W	15-6
3/27/51	Lakeland	W	13-3
5/3/51	Tallahassee	W	6-5
4/25/52	Lakeland	W	9-3
4/26/52	Lakeland	W	5-0
4/29/52	Tallahassee	W	22-11
5/8/53	Lakeland	L	2-7
5/9/53	Lakeland	W	15-4
5/7/54	Tallahassee	W	10-1
5/8/54	Tallahassee	W	16-1
3/11/55	Lakeland	W	4-1
3/12/55	Lakeland	W	15-0
3/23/56	Tallahassee	W	9-2
3/24/56	Tallahassee	W	8-5
4/26/57	Lakeland	W	4-0
4/27/57	Lakeland	W	10-2
4/28/58	Tallahassee	W	5-0
4/29/58	Tallahassee	W	11-1
4/17/59	Lakeland	L	1-2
4/20/60	Tallahassee	L	4-11
4/21/60	Tallahassee	L	3-5

4/14/61	Lakeland	W	5-4
4/15/61	Lakeland	W	13-2
5/11/62	Tallahassee	W	9-7
5/12/62	Tallahassee	W	12-11
3/30/63	Lakeland	W	6-0
3/16/64	Tallahassee	W	5-2
3/17/64	Tallahassee	L	4-8
3/15/65	Lakeland	W	4-3
3/6/69	Lakeland	T	5-5 (0)
3/20/70	Lakeland	W	1-0
4/23/70	Tallahassee	W	7-6
3/18/72	Lakeland	W	11-4
3/31/72	Tallahassee	L	2-4
3/26/73	Lakeland	L	2-3
3/19/74	Lakeland	W	9-7
4/22/74	Tallahassee	L	2-4

FRESNO STATE: 0-1

Neutral: Fresno State leads 1-0

5/31/91	Omaha, Neb. ³	L	3-6
---------	--------------------------	---	-----

FURMAN: 14-1

At Florida State: FSU leads 12-1

Neutral: FSU leads 2-0

3/18/55	Tallahassee	W	17-3
3/19/55	Tallahassee	W	6-3
3/16/56	Tallahassee	W	6-1
3/17/56	Tallahassee	W	20-0
4/2/62	Tallahassee	L	2-7
4/3/62	Tallahassee	W	21-9
4/5/63	Tallahassee	W	13-3
4/6/63	Tallahassee	W	9-2
5/29/65	Gastonia, N.C. ¹	W	2-1
5/29/65	Gastonia, N.C. ¹	W	7-5
4/13/66	Tallahassee	W	15-2
4/7/69	Tallahassee	W	8-2
4/8/69	Tallahassee	W	7-2
4/23/94	Tallahassee	W	8-0
4/24/94	Tallahassee	W	15-0

GEORGE MASON: 1-0

At Florida State: FSU leads 1-0

5/23/85	Tallahassee ¹	W	11-0
---------	--------------------------	---	------

GEORGE WASHINGTON: 2-0

Neutral: FSU leads 2-0

6/5/58	Gastonia, N.C. ¹	W	3-1
6/4/59	Gastonia, N.C. ¹	W	3-2

GEORGIA: 41-27

At Florida State: FSU leads 19-11

At Georgia: FSU leads 22-16

3/21/51	Tallahassee	W	9-4
4/27/51	Athens	W	8-6
4/28/51	Athens	L	0-2
3/21/52	Tallahassee	L	3-8
3/22/52	Tallahassee	W	8-3
3/23/53	Tallahassee	L	0-3
4/28/53	Athens	L	6-12
3/18/54	Tallahassee	W	8-7
4/5/54	Athens	L	7-8
3/21/55	Tallahassee	W	9-2
3/22/55	Tallahassee	L	6-7
5/2/55	Athens	W	14-5
5/3/55	Athens	L	3-17
4/23/56	Tallahassee	L	0-2
5/7/56	Athens	W	9-8
5/8/56	Athens	W	6-2
3/18/59	Tallahassee	L	1-4
3/19/59	Tallahassee	W	16-4
5/11/59	Athens	W	8-2
5/12/59	Athens	W	4-2
3/18/60	Tallahassee	W	10-1

3/31/60	Athens	W	9-2
4/1/60	Athens	L	8-11
3/15/61	Tallahassee	W	9-8
3/16/61	Tallahassee	W	11-3
4/21/61	Athens	W	5-3
4/22/61	Athens	L	9-10
3/14/62	Tallahassee	W	13-3
3/15/62	Tallahassee	W	6-3
5/17/63	Athens	W	9-6
5/18/63	Athens	W	4-3
4/22/64	Athens	L	5-6
4/23/64	Athens	W	18-11
3/20/67	Tallahassee	L	1-2
3/19/68	Tallahassee	W	2-0
3/20/68	Tallahassee	L	2-3
4/21/69	Athens	W	5-0
4/22/69	Athens	W	12-3
4/19/71	Athens	W	6-0
4/19/71	Athens	L	2-4
3/25/81	Athens	W	8-3
3/26/81	Athens	L	2-4
2/20/82	Tallahassee	L	5-21
2/21/82	Tallahassee	W	6-5
4/4/87	Tallahassee	L	5-6
4/5/87	Tallahassee	L	3-4
6/2/01	Athens ²	L	7-8
6/3/01	Athens ²	W	11-6
6/4/01	Athens ²	L	3-8
6/3/06	Athens ³	W	6-4
6/4/06	Athens ³	L	1-7
6/5/06	Athens ³	L	2-3
3/12/08	Tallahassee	L	10-13
3/12/08	Tallahassee	W	8-3
5/30/09	Tallahassee ¹	W	8-2
3/5/10	Tallahassee	W	12-1
3/6/10	Tallahassee	W	9-2
3/7/10	Tallahassee	W	17-5
3/4/11	Athens	W	6-5
3/5/11	Athens	L	1-2
3/6/11	Athens	W	7-5
2/21/14	Tallahassee	W	8-3
2/22/14	Tallahassee	W	10-4
2/20/15	Athens	W	7-5
2/21/15	Athens	L	1-4
2/21/15	Athens	L	5-10
6/1/19	Athens ¹	W	12-3
6/2/19	Athens ¹	W	10-1

GEORGIA-SAVANNAH: 1-1

At Florida State: FSU leads 1-0

At Georgia-Savannah: Georgia-Savannah leads 1-0

4/24/48	Savannah	L	4-9
5/15/48	Tallahassee	W	8-3

GEORGIA SOUTHERN: 97-32

At Florida State: FSU leads 49-16

At Georgia Southern: FSU leads 47-16

Neutral: FSU leads 1-0

5/7/48	Statesboro	W	5-2
5/8/48	Statesboro	W	12-8
3/20/53	Tallahassee	W	14-6
3/21/53	Tallahassee	W	15-4
4/24/53	Statesboro	L	2-6
4/25/53	Statesboro	W	15-6
4/15/54	Tallahassee	W	7-4
4/29/55	Statesboro	W	10-3
4/30/55	Statesboro	W	12-2
3/19/56	Tallahassee	W	6-5
3/20/56	Tallahassee	W	10-5
5/4/56	Statesboro	W	5-3
4/19/57	Statesboro	W	13-2
4/20/57	Statesboro	W	8-3
5/31/57	Gastonia, N.C. ¹	W	5-3
5/16/58	Tallahassee	W	15-10
5/17/58	Tallahassee	W	17-3
4/25/59	Tallahassee	W	7-1



ALL-TIME RESULTS

5/9/59	Statesboro	L	4-5
4/25/60	Tallahassee	W	12-5
4/26/60	Tallahassee	L	9-10
4/8/61	Statesboro	W	6-4
4/8/61	Statesboro	W	9-1
5/8/61	Tallahassee	W	17-8
4/25/62	Statesboro	W	5-1
5/14/62	Tallahassee	L	2-4
5/15/62	Tallahassee	W	8-2
4/20/63	Statesboro	W	10-8
5/13/63	Tallahassee	W	10-6
5/14/63	Tallahassee	W	7-0
4/24/64	Statesboro	L	6-8
4/25/64	Statesboro	W	6-1
5/11/64	Tallahassee	W	9-7
5/12/64	Tallahassee	L	6-9
4/9/65	Statesboro	W	4-2
4/10/65	Statesboro	W	6-3
5/10/65	Tallahassee	W	10-4
5/11/65	Tallahassee	W	6-2
4/29/66	Statesboro	W	9-4
4/30/66	Statesboro	W	9-1
5/9/66	Tallahassee	W	10-0
5/10/66	Tallahassee	W	10-9
4/28/67	Statesboro	W	7-1
4/29/67	Statesboro	W	5-2
5/5/67	Tallahassee	W	2-0
5/6/67	Tallahassee	W	7-0
5/3/68	Statesboro	W	12-6
5/4/68	Statesboro	W	4-1
5/10/68	Tallahassee	W	10-2
5/11/68	Tallahassee	W	9-4
4/30/69	Tallahassee	L	2-3
5/1/69	Tallahassee	W	9-5
5/9/69	Statesboro	W	8-1
5/10/69	Statesboro	L	3-4
5/11/70	Tallahassee	W	12-5
5/2/70	Tallahassee	W	8-4
5/15/70	Statesboro	W	8-3
5/16/70	Statesboro	L	1-2
5/17/71	Tallahassee	L	1-2
5/2/71	Tallahassee	W	6-1
5/14/71	Statesboro	W	1-0
4/9/72	Statesboro	W	7-3
4/10/72	Statesboro	L	6-7
5/6/72	Tallahassee	L	3-4
5/6/72	Tallahassee	W	5-2
5/7/72	Tallahassee	W	12-10
4/21/73	Statesboro	L	0-7
4/21/73	Statesboro	W	13-8
4/22/73	Statesboro	L	3-7
5/5/73	Tallahassee	L	4-5
5/6/73	Tallahassee	W	4-1
4/20/74	Statesboro	L	3-13
4/21/74	Statesboro	W	4-2
5/4/74	Tallahassee	W	7-6
5/5/74	Tallahassee	W	6-1
5/5/74	Tallahassee	W	3-2
5/2/75	Tallahassee	W	8-2
5/3/75	Tallahassee	W	6-0
5/4/75	Statesboro	W	10-5
5/4/75	Statesboro	W	6-3
5/5/75	Statesboro	L	7-8
4/3/76	Statesboro	W	10-3
4/4/76	Statesboro	L	4-6
5/8/76	Tallahassee	L	5-11
5/9/76	Tallahassee	W	5-2
5/9/76	Tallahassee	L	3-4
3/26/77	Statesboro	L	2-3
3/26/77	Statesboro	W	6-0
3/27/77	Statesboro	W	6-3
5/7/77	Tallahassee	W	4-3
5/8/77	Tallahassee	W	10-9
4/15/78	Statesboro	W	1-0
4/16/78	Statesboro	L	3-4
5/6/78	Tallahassee	W	9-3
5/7/78	Tallahassee	L	2-4
5/7/78	Tallahassee	L	4-7

4/14/79	Statesboro	W	6-4
4/15/79	Statesboro	L	4-7
4/15/79	Statesboro	W	5-4
5/5/79	Tallahassee	L	3-8
5/6/79	Tallahassee	L	1-8
5/13/80	Statesboro	W	5-3
5/14/80	Statesboro	L	3-8
5/14/80	Statesboro	W	13-11
2/21/81	Tallahassee	L	2-3
2/21/81	Tallahassee	L	2-5
2/22/81	Tallahassee	W	14-6
5/8/81	Statesboro	W	2-1
5/9/81	Statesboro	W	6-1
3/1/82	Tallahassee	W	5-2
3/2/82	Tallahassee	W	9-5
5/4/82	Statesboro	W	5-4
5/5/82	Statesboro	W	8-4
5/5/82	Statesboro	W	19-9
4/11/83	Statesboro	W	12-3
4/12/83	Statesboro	W	9-6
4/19/83	Tallahassee	W	16-4
4/20/83	Tallahassee	W	8-1
3/24/84	Tallahassee	W	5-4
3/25/84	Tallahassee	W	21-3
4/7/84	Statesboro	W	4-2
4/8/84	Statesboro	L	3-6
2/5/85	Tallahassee	W	7-0
2/6/85	Tallahassee	W	1-0
2/26/85	Tallahassee	W	5-4
2/27/85	Tallahassee	W	12-6
4/16/85	Statesboro	W	8-7
4/17/85	Statesboro	W	6-4
5/30/14	Tallahassee ¹	L	0-7

GEORGIA SW STATE: 3-1

At Florida State: FSU leads 2-0

At Ga. Southwestern: Tied 1-1

3/4/76	Tallahassee	W	20-1
3/4/76	Tallahassee	W	12-0
3/6/76	Americus	L	7-9
3/6/76	Americus	W	10-4

GEORGIA STATE: 28-2

At Florida State: FSU leads 20-0

At Georgia State: FSU leads 8-2

2/26/81	Tallahassee	W	19-3
2/26/81	Tallahassee	W	8-7
2/27/81	Tallahassee	W	19-2
3/27/81	Atlanta	W	15-5
3/28/81	Atlanta	W	16-8
3/29/81	Atlanta	L	1-3
2/13/82	Tallahassee	W	23-0
2/13/82	Tallahassee	W	9-1
2/14/82	Tallahassee	W	25-11
4/3/82	Atlanta	W	17-8
4/4/82	Atlanta	W	31-6 (7)
4/29/83	Tallahassee	W	17-4
4/30/83	Tallahassee	W	10-2
4/30/83	Tallahassee	W	8-3
5/2/83	Atlanta	W	10-1
5/3/83	Atlanta	L	4-7
5/3/83	Atlanta	W	9-7
3/31/84	Atlanta	W	8-6
4/1/84	Atlanta	W	26-13
3/29/85	Tallahassee	W	14-0
3/29/85	Tallahassee	W	10-4
3/18/92	Tallahassee	W	7-1
3/19/92	Tallahassee	W	22-0
5/15/92	Tallahassee	W	36-7
5/16/92	Tallahassee	W	17-4
5/21/93	Tallahassee	W	23-1
5/22/93	Tallahassee	W	12-4
2/19/10	Tallahassee	W	11-3
2/20/10	Tallahassee	W	14-7
2/21/10	Tallahassee	W	12-2

GEORGIA TECH: 75-47

At Florida State: FSU leads 39-16

At Georgia Tech: FSU leads 28-21

Neutral: Georgia Tech leads 10-8

6/5/59	Gastonia, N.C. ¹	W	16-9
3/19/62	Tallahassee	W	10-4
3/20/62	Tallahassee	W	9-8
3/21/62	Tallahassee	W	7-6
5/16/63	Atlanta	L	4-5
5/16/63	Atlanta	W	10-5
3/23/64	Tallahassee	W	5-0
3/24/64	Tallahassee	W	3-2
4/21/64	Atlanta	W	14-1
5/3/69	Tallahassee	L	5-8
5/3/69	Tallahassee	W	2-1
4/29/72	Tallahassee	W	4-2
4/30/72	Tallahassee	W	8-3
4/28/73	Atlanta	L	0-1
4/29/73	Atlanta	L	2-3
4/12/75	Tallahassee	W	11-0
4/13/75	Tallahassee	W	9-3
5/2/76	Atlanta	L	3-4
5/2/76	Atlanta	W	18-6
5/11/78	Tallahassee ⁴	W	4-3
5/13/78	Tallahassee ⁴	W	8-4
4/28/79	Atlanta	W	5-2
4/29/79	Atlanta	W	11-4
2/18/84	Tallahassee	W	12-6
2/19/84	Tallahassee	L	2-15
4/28/85	Atlanta	W	19-0
4/29/85	Atlanta	W	13-3
5/24/85	Tallahassee ¹	W	9-1
5/25/85	Tallahassee ¹	L	3-8
2/22/86	Tallahassee	W	6-4
2/23/86	Tallahassee	W	9-4
3/31/87	Atlanta	W	7-5
4/1/87	Atlanta	W	10-8
4/23/88	Tallahassee	W	15-2
4/24/88	Tallahassee	L	2-10
2/6/89	Tallahassee	W	7-9
4/3/92	Tallahassee	W	9-6
4/4/92	Tallahassee	W	3-2
4/5/92	Tallahassee	L	3-10
4/2/93	Atlanta	L	3-10
4/3/93	Atlanta	W	17-3
4/4/93	Atlanta	W	5-1
5/18/93	Greenville, S.C. ⁵	W	5-2
4/29/94	Tallahassee	W	6-4
4/30/94	Tallahassee	L	2-6
5/1/94	Tallahassee	L	5-7
6/5/94	Omaha, Neb. ³	L	4-12 (10)
5/5/95	Atlanta	L	4-5
5/6/95	Atlanta	L	9-11
5/7/95	Atlanta	W	14-9
4/26/96	Tallahassee	W	16-4
4/27/96	Tallahassee	W	6-3
4/28/96	Tallahassee	L	1-4
4/18/97	Atlanta	W	10-9
4/19/97	Atlanta	W	11-6
4/20/97	Atlanta	L	11-12
4/17/98	Tallahassee	W	3-2
4/18/98	Tallahassee	W	8-3
4/19/98	Tallahassee	W	10-5
4/30/99	Atlanta	L	2-3
5/1/99	Atlanta	W	18-4
5/2/99	Atlanta	W	4-2
5/20/99	Durham, N.C. ⁴	W	7-3
4/21/00	Tallahassee	W	6-0
4/22/00	Tallahassee	L	0-5
4/23/00	Tallahassee	W	7-5
5/20/00	Fort Mill, S.C. ⁴	L	3-10
4/27/01	Atlanta	L	8-9
4/28/01	Atlanta	W	6-2
4/29/01	Atlanta	L	2-12
5/17/01	Durham, N.C. ⁴	L	5-6
4/19/02	Tallahassee	W	4-3

ALL-TIME RESULTS



4/20/02	Tallahassee	W	14-9
4/21/02	Tallahassee	W	13-1
5/25/02	St. Petersburg, Fla. ⁵	W	7-4
5/2/03	Atlanta	W	7-1
5/3/03	Atlanta	L	4-5 (10)
5/4/03	Atlanta	W	12-7
5/25/03	Salem, Va. ²	L	7-10
4/23/04	Tallahassee	L	4-11
4/24/04	Tallahassee	L	2-12
4/25/04	Tallahassee	L	6-7
5/28/04	Salem, Va. ²	L	4-13
5/29/04	Salem, Va. ²	W	8-7
5/30/04	Salem, Va. ²	W	17-5
4/15/05	Atlanta	L	4-6
4/16/05	Atlanta	L	8-9
4/17/05	Atlanta	L	4-9
5/26/05	Jacksonville, Fla. ⁴	L	4-5
5/28/05	Jacksonville, Fla. ³	L	2-18 (7)
4/21/06	Tallahassee	L	8-15
4/23/06	Tallahassee	L	4-10
4/23/06	Tallahassee	L	7-8
5/17/07	Atlanta	W	17-2
5/18/07	Atlanta	W	10-2
5/19/07	Atlanta	W	17-11
3/14/08	Tallahassee	W	8-7
3/15/08	Tallahassee	W	11-2
3/16/08	Tallahassee	W	17-8
5/8/09	Atlanta	L	3-12
5/9/09	Atlanta	W	8-6
5/10/09	Atlanta	L	5-6
5/23/09	Durham, N.C. ³	L	2-9
5/28/11	Durham, N.C. ³	W	4-2
4/6/12	Atlanta	W	2-1 (10)
4/7/12	Atlanta	W	12-7
4/8/12	Atlanta	W	8-4
5/23/12	Greensboro, N.C. ⁵	L	4-5
3/22/13	Tallahassee	L	0-10
3/22/13	Tallahassee	W	11-3
3/24/13	Tallahassee	W	8-6
5/22/13	Durham, N.C. ⁵	L	3-4
4/11/14	Atlanta	L	3-5
4/12/14	Atlanta	L	4-12
4/13/14	Atlanta	W	5-4
3/11/16	Tallahassee	W	8-2
3/12/16	Tallahassee	W	14-9
3/13/16	Tallahassee	W	8-3
5/26/16	Durham, N.C. ⁴	W	6-1
4/6/18	Atlanta	W	10-2
4/7/18	Atlanta	L	1-2
4/8/18	Atlanta	L	3-16

GRAMBLING STATE: 17-1

At Florida State: FSU leads 17-1

2/11/85	Tallahassee	W	13-7
2/12/85	Tallahassee	W	9-4
2/12/86	Tallahassee	W	10-1
2/13/86	Tallahassee	W	20-6
2/14/86	Tallahassee	L	1-3
2/12/87	Tallahassee	W	4-3
2/13/87	Tallahassee	W	9-2
2/14/87	Tallahassee	W	12-6
2/12/88	Tallahassee	W	11-7
2/13/88	Tallahassee	W	16-3
2/14/88	Tallahassee	W	18-2
2/10/89	Tallahassee	W	8-3
2/11/89	Tallahassee	W	5-0
2/12/89	Tallahassee	W	8-2
5/14/09	Tallahassee	W	9-1 (6)
5/15/09	Tallahassee	W	14-6 (7)
5/15/09	Tallahassee	W	9-7
5/16/09	Tallahassee	W	10-2

HAWAII: 9-9

At Hawaii: FSU leads 9-8
Neutral: Hawaii leads 1-0

4/4/77	Honolulu	L	4-5
4/8/77	Honolulu	W	5-2
5/30/80	Omaha, Neb. ³	L	6-7
2/3/94	Honolulu	W	11-3
2/4/94	Honolulu	L	1-6
2/4/94	Honolulu	W	6-4
2/6/94	Honolulu	W	9-3
2/11/98	Honolulu	W	7-2
2/12/98	Honolulu	W	11-2
2/13/98	Honolulu	L	6-9
2/14/98	Honolulu	L	2-8
1/30/02	Honolulu	L	2-3
1/31/02	Honolulu	W	8-5
2/1/02	Honolulu	W	7-4
2/2/02	Honolulu	W	12-1
3/10/05	Honolulu	L	0-15
3/11/05	Honolulu	L	6-7
3/12/05	Honolulu	L	6-9

HAWAII-HILO: 10-1

At Hawaii-Hilo: FSU leads 7-1
Neutral: FSU leads 3-0

2/7/94	Hilo	L	2-4 (7)
2/8/94	Hilo	W	7-1
2/8/94	Hilo	W	5-1
1/27/02	Hilo	W	16-2
1/27/02	Hilo	W	5-1
1/28/02	Hilo	W	14-7
3/4/05	Hilo	W	7-2
3/5/05	Kona, Hawaii	W	6-4 (12)
3/6/05	Kona, Hawaii	W	5-2 (7)
3/6/05	Kona, Hawaii	W	9-1 (7)
3/7/05	Hilo	W	11-5 (8)

HAWAII PACIFIC: 2-1

At Hawaii Pacific: FSU leads 2-1

2/10/98	Honolulu	W	2-0
2/10/98	Honolulu	L	8-9
3/9/05	Honolulu	W	9-1

HIGH POINT: 2-0

At Florida State: FSU leads 2-0

3/10/09	Tallahassee	W	18-4
3/11/09	Tallahassee	W	4-3

HOFSTRA: 16-0

At Florida State: FSU leads 16-0

2/16/07	Tallahassee	W	10-1
2/17/07	Tallahassee	W	16-1
2/18/07	Tallahassee	W	11-3
2/20/09	Tallahassee	W	9-3
2/21/09	Tallahassee	W	21-7 (7)
2/21/09	Tallahassee	W	3-2
2/22/09	Tallahassee	W	10-4
2/27/10	Tallahassee	W	13-1
2/27/10	Tallahassee	W	13-0 (7)
2/28/10	Tallahassee	W	14-4
2/25/11	Tallahassee	W	14-3
2/26/11	Tallahassee	W	16-3
2/27/11	Tallahassee	W	7-0
2/17/12	Tallahassee	W	9-2
2/18/12	Tallahassee	W	10-8
2/19/12	Tallahassee	W	13-6

HOLY CROSS: 2-0

At Florida State: FSU leads 2-0

4/2/70	Tallahassee	W	11-4
4/4/70	Tallahassee	W	3-0

HOWARD: 1-1

At Florida State: Tied 1-1

3/18/76	Tallahassee	L	1-6
3/18/76	Tallahassee	W	9-1

ILLINOIS: 6-0

At Florida State: FSU leads 5-0

Neutral: FSU leads 1-0

4/3/56	Tallahassee	W	13-10
4/5/56	Tallahassee	W	12-0
3/27/59	Tallahassee	W	16-9
4/1/70	Tallahassee	W	5-4
4/3/70	Tallahassee	W	10-0
5/26/90	Starkville, Miss. ¹	W	6-4

ILLINOIS STATE: 1-0

At Florida State: FSU leads 1-0

3/9/04	Tallahassee	W	6-3
--------	-------------	---	-----

INDIANA: 5-2

At Florida State: FSU leads 5-2

3/26/56	Tallahassee	W	11-6
3/27/56	Tallahassee	W	14-10
3/9/07	Tallahassee	W	6-0
3/10/07	Tallahassee	W	8-2
3/11/07	Tallahassee	W	9-0
6/8/13	Tallahassee ²	L	9-10
6/9/13	Tallahassee ²	L	6-11

INDIANA STATE: 1-0

Neutral: FSU leads 1-0

5/31/86	Omaha, Neb. ²	W	5-3
---------	--------------------------	---	-----

IOWA: 1-0

Neutral: FSU leads 1-0

4/2/88	Minneapolis, Minn.	W	8-0
--------	--------------------	---	-----

ITHACA: 3-0

At Florida State: FSU leads 2-0

Neutral: FSU leads 1-0

4/2/57	Tallahassee	W	7-6
4/3/57	Tallahassee	W	21-4
6/12/62	Omaha, Neb. ³	W	5-4

JACKSON STATE: 1-0

At Florida State: FSU leads 1-0

3/23/81	Tallahassee	W	12-11
---------	-------------	---	-------

JACKSONVILLE: 128-39

At Florida State: FSU leads 81-12

At Jacksonville: FSU leads 46-27

Neutral: FSU leads 1-0

5/16/64	Tallahassee	W	7-4
5/16/64	Tallahassee	W	3-2
5/13/65	Tallahassee	W	8-2
5/13/66	Jacksonville	W	15-5
5/19/66	Tallahassee	W	3-1
5/11/67	Tallahassee	W	7-0
5/16/67	Jacksonville	W	8-1
5/15/68	Tallahassee	W	4-0
5/16/68	Tallahassee	W	9-4
5/7/69	Jacksonville	W	7-5
5/8/69	Jacksonville	L	2-4
5/4/70	Tallahassee	W	4-1
5/5/70	Tallahassee	W	9-2
4/6/71	Jacksonville	L	4-13
4/7/71	Jacksonville	W	8-6
4/7/72	Jacksonville	L	4-7



ALL-TIME RESULTS

4/8/72	Jacksonville	L	3-4
5/4/72	Tallahassee	L	1-3
5/5/72	Tallahassee	W	6-5
4/30/73	Tallahassee	L	6-12
4/30/73	Tallahassee	W	7-4
5/1/73	Tallahassee	W	6-5
2/27/74	Jacksonville	L	0-2
2/27/74	Jacksonville	W	5-4
2/28/74	Jacksonville	W	3-2
5/15/74	Tallahassee	W	9-2
5/16/74	Tallahassee	W	8-6
3/6/75	Tallahassee	W	6-4
3/6/75	Tallahassee	W	12-3
3/7/75	Tallahassee	W	8-0
4/22/75	Jacksonville	W	4-0
4/23/75	Jacksonville	L	1-2
3/24/76	Tallahassee	W	21-5
3/24/76	Tallahassee	W	6-5
4/8/76	Jacksonville	W	6-1
4/9/76	Jacksonville	L	2-6
5/21/76	Tallahassee ¹	W	6-1
5/24/76	Tallahassee ¹	L	7-9
3/1/77	Tallahassee	W	12-1
3/2/77	Tallahassee	W	4-0
3/22/77	Jacksonville	W	9-5
3/23/77	Jacksonville	L	8-10
4/8/78	Jacksonville	L	3-4
4/9/78	Jacksonville	W	11-5
4/11/78	Tallahassee	W	11-9
4/12/78	Tallahassee	W	11-6
3/17/79	Tallahassee	W	8-3
3/18/79	Tallahassee	W	21-8
4/18/79	Jacksonville	W	3-0
4/19/79	Jacksonville	L	9-10
3/4/80	Jacksonville	W	8-4
3/5/80	Jacksonville	W	17-8
3/5/80	Jacksonville	W	16-3
4/5/80	Tallahassee	W	7-6
4/5/80	Tallahassee	W	15-3
4/6/80	Tallahassee	W	5-1
3/3/81	Jacksonville	W	17-5
3/4/81	Jacksonville	L	9-10
4/7/81	Tallahassee	W	8-7
4/7/81	Tallahassee	W	7-0
3/17/82	Jacksonville	L	6-12
3/18/82	Jacksonville	L	6-12
4/7/82	Tallahassee	L	4-7
4/7/82	Tallahassee	W	10-7
4/4/83	Jacksonville	L	2-5
4/5/83	Jacksonville	L	7-9
4/13/83	Tallahassee	W	7-1
4/14/83	Tallahassee	W	7-2
2/21/84	Tallahassee	W	4-0
2/22/84	Tallahassee	W	13-3
4/5/84	Jacksonville	L	2-10
4/6/84	Jacksonville	L	8-10
3/5/85	Jacksonville	W	12-0
3/6/85	Jacksonville	W	26-6
4/3/85	Tallahassee	L	5-7
4/4/85	Tallahassee	W	18-9
4/3/86	Tallahassee	W	9-2
4/4/86	Tallahassee	L	9-10
4/8/86	Jacksonville	W	20-3
4/9/86	Jacksonville	L	10-11
4/7/87	Tallahassee	W	9-3
4/8/87	Tallahassee	W	9-7
4/24/87	Jacksonville	W	9-8 (12)
4/25/87	Jacksonville	W	11-10 (10)
3/28/88	Tallahassee	W	10-7
5/10/88	Jacksonville	L	2-5
3/21/89	Jacksonville	W	11-6
4/4/89	Tallahassee	W	6-0
4/5/89	Tallahassee	W	14-3
5/2/89	Jacksonville	L	6-7 (10)
3/28/90	Tallahassee	W	7-3
4/11/90	Jacksonville	W	5-3
4/29/91	Tallahassee	L	4-7
4/21/93	Tallahassee	W	13-3

5/5/93	Tallahassee	W	6-1
5/12/93	Jacksonville	L	3-4
4/6/94	Tallahassee	W	6-1 (8)
4/20/94	Jacksonville	L	0-3
5/27/94	Tallahassee ¹	W	5-1
5/28/94	Tallahassee ¹	W	5-1
4/5/95	Tallahassee	W	11-1
4/19/95	Jacksonville	W	6-3
4/3/96	Jacksonville	W	10-1
4/9/96	Tallahassee	W	8-6
4/10/96	Jacksonville	W	4-1
4/17/96	Tallahassee	W	9-4
4/9/97	Tallahassee	W	14-3
4/15/97	Jacksonville	W	12-6
4/8/98	Tallahassee	W	4-3
4/15/98	Jacksonville	W	11-4
4/7/99	Tallahassee	W	8-6
4/14/99	Jacksonville	W	25-2
5/29/99	Tallahassee ¹	W	9-2
4/5/00	Jacksonville	W	12-6
4/12/00	Tallahassee	W	7-5
4/11/01	Tallahassee	W	9-4
4/18/01	Jacksonville	W	8-1
2/27/02	Tallahassee	W	1-0
2/24/02	Jacksonville	L	4-13
4/10/02	Tallahassee	W	7-1
4/17/02	Jacksonville	W	13-4
4/16/03	Tallahassee	W	5-4
5/6/03	Jacksonville	W	11-3
5/30/03	Tallahassee ¹	W	6-0
2/15/04	Jacksonville	W	14-9
2/16/04	Tallahassee	W	8-3
3/17/04	Tallahassee	W	19-3
4/7/04	Jacksonville	W	15-4
3/23/05	Jacksonville	W	9-0
4/6/05	Tallahassee	W	11-4
4/12/05	Jacksonville	W	11-4
5/17/05	Tallahassee	W	12-5
3/22/06	Jacksonville	W	4-1
4/4/06	Tallahassee	W	4-2
4/12/06	Jacksonville	W	10-1
5/3/06	Tallahassee	W	9-2
6/3/06	Athens, Ga. ¹	W	18-0
3/21/07	Jacksonville	L	3-5
4/10/07	Tallahassee	W	7-2
4/2/08	Jacksonville	W	7-5
5/7/08	Tallahassee	L	6-7
3/3/09	Jacksonville	L	4-9
5/5/09	Tallahassee	W	5-2
3/8/10	Jacksonville	W	2-0
4/14/10	Tallahassee	L	8-10
5/4/10	Tallahassee	W	11-10 (13)
2/22/11	Tallahassee	W	5-3
5/3/11	Jacksonville	W	8-5
2/21/12	Tallahassee	W	16-9
5/2/12	Jacksonville	W	3-0
2/20/13	Tallahassee	W	9-7
4/23/13	Jacksonville	W	9-0
2/18/14	Jacksonville	W	12-6
4/15/14	Tallahassee	W	6-1
2/18/15	Jacksonville	L	3-5
2/24/15	Tallahassee	W	10-7
3/1/16	Tallahassee	L	3-7
5/10/16	Jacksonville	L	2-6
2/28/17	Jacksonville	W	6-5
3/21/17	Tallahassee	W	10-9
5/9/17	Tallahassee	W	21-2 (8)
2/27/18	Jacksonville	W	4-0
4/4/18	Tallahassee	W	6-2
5/9/18	Tallahassee	W	10-4
4/2/19	Tallahassee	L	2-3 (11)
5/7/19	Tallahassee	W	3-0 (7)
5/7/19	Tallahassee	L	2-3 (7)

JACKSONVILLE NAS: 2-2

At Florida State: Tied 1-1
At Jacksonville NAS: Tied 1-1

4/14/53	Tallahassee	W	4-2
4/15/53	Tallahassee	L	4-7
3/12/54	Jacksonville	L	1-2
3/13/54	Jacksonville	W	7-4

JACKSONVILLE STATE: 3-0

At Florida State: FSU leads 3-0

3/24/53	Tallahassee	W	8-4
3/24/54	Tallahassee	W	24-0
3/14/73	Tallahassee	W	13-5

KANSAS: 2-0

At Florida State: FSU leads 2-0

3/5/18	Tallahassee	W	10-5
3/6/18	Tallahassee	W	12-7

KENT STATE: 1-0

At Florida State: FSU leads 1-0

5/23/92	Tallahassee ¹	W	4-2
---------	--------------------------	---	-----

KENTUCKY: 6-1

At Florida State: FSU leads 6-1

3/18/65	Tallahassee	W	2-0
3/14/66	Tallahassee	W	9-4
3/15/66	Tallahassee	W	19-3
3/16/66	Tallahassee	W	7-0
3/17/66	Tallahassee	W	20-1
3/17/77	Tallahassee	L	0-14
3/17/77	Tallahassee	W	6-4

KENTUCKY WESLEYAN: 4-0

At Florida State: FSU leads 4-0

4/8/68	Tallahassee	W	15-1
4/9/68	Tallahassee	W	15-5
4/9/68	Tallahassee	W	18-1
4/10/69	Tallahassee	W	17-0

KENYON COLLEGE: 2-0

At Florida State: FSU leads 2-0

3/17/52	Tallahassee	W	21-1
3/18/52	Tallahassee	W	11-2 (8)

LAFAYETTE: 4-0

At Florida State: FSU leads 3-0

Neutral: FSU leads 1-0

3/11/71	Tallahassee	W	3-0
3/12/71	Tallahassee	W	1-0
3/13/71	Tallahassee	W	2-1
5/24/90	Starkville, Miss. ¹	W	7-2

LAMAR: 1-0

At Florida State: FSU leads 1-0

3/15/88	Tallahassee	W	10-9
---------	-------------	---	------

LE MOYNE: 2-1

At Florida State: FSU leads 2-1

5/1/10	Tallahassee	L	1-3
5/7/10	Tallahassee	W	8-5
5/2/10	Tallahassee	W	17-1

LENOIR-RHYNE: 1-0

At Florida State: FSU leads 1-0

3/3/80	Tallahassee	W	10-3
--------	-------------	---	------

ALL-TIME RESULTS



LEWIS: 0-3

At Florida State: Lewis leads 3-0

4/6/74	Tallahassee	L	11-12
4/7/74	Tallahassee	L	0-4
4/7/74	Tallahassee	L	5-7

LIBERTY: 2-0

At Florida State: FSU leads 2-0

5/21/98	Tallahassee ¹	W	10-7
3/14/01	Tallahassee	W	1-0

LIU-BROOKLYN: 2-0

Neutral: FSU leads 2-0

3/12/97	Daytona Beach, Fla.	W	13-5
3/10/98	Daytona Beach, Fla.	W	11-0

LONG BEACH STATE: 0-2

At Florida State: Long Beach State leads 1-0

Neutral: Long Beach State leads 1-0

5/29/93	Tallahassee ¹	L	1-4
5/31/98	Omaha, Neb. ³	L	4-7

LOUISIANA: 6-0

At Florida State: FSU leads 5-0

At Louisiana: FSU leads 1-0

2/28/76	Tallahassee	W	3-2
2/29/76	Tallahassee	W	13-10
3/31/83	Tallahassee	W	4-3
5/6/83	Lafayette	W	3-0
4/21/98	Tallahassee	W	14-4
4/22/98	Tallahassee	W	13-1

LOUISIANA MONROE: 1-0

At Florida State: FSU leads 1-0

3/25/64	Tallahassee	W	7-4
---------	-------------	---	-----

LOUISVILLE: 28-9

At Florida State: FSU leads 16-5

At Louisville: FSU leads 7-4

Neutral: FSU leads 5-0

5/13/77	Memphis, Tenn. ⁴	W	5-2
5/12/78	Tallahassee ⁵	L	3-4
5/13/78	Tallahassee ⁵	W	7-5
5/9/80	Tallahassee ⁶	W	13-1
3/15/81	Tallahassee	W	10-1
5/14/82	Tallahassee ⁶	W	12-1
3/14/83	Tallahassee	L	4-6
3/15/83	Tallahassee	W	11-4 (7)
5/9/85	Tallahassee ⁶	W	11-3
5/13/87	Columbia, S.C. ⁷	W	9-2
5/18/88	Tallahassee ⁶	W	18-4
4/14/89	Tallahassee	W	7-0
4/15/89	Tallahassee	W	10-1
4/16/89	Tallahassee	W	7-2
3/20/90	Louisville	W	74 (7)
3/20/90	Louisville	W	8-3 (7)
3/21/90	Louisville	W	13-7
4/19/91	Tallahassee	W	6-3
4/20/91	Tallahassee	W	5-1
4/21/91	Tallahassee ⁸	L	0-1

⁸Forfeit loss (FSU won 14-6)

5/8/15	Louisville	W	13-4
5/9/15	Louisville	L	0-7
5/10/15	Louisville	L	5-6
5/23/15	Durham, N.C. ⁹	W	6-0
4/8/16	Tallahassee	W	12-7
4/9/16	Tallahassee	L	1-7
4/10/16	Tallahassee	W	16-5
5/18/17	Louisville	W	12-9
5/19/17	Louisville	W	8-2

5/26/17	Louisville, Ky. ⁵	W	6-2
3/29/18	Tallahassee	W	9-4
3/30/18	Tallahassee	W	8-7
3/31/18	Tallahassee	L	1-6
5/27/18	Durham, N.C. ⁵	W	11-8 (10)
5/16/19	Louisville	L	1-14
5/17/19	Louisville	W	14-3
5/18/19	Louisville	L	0-11

LOYOLA-NEW ORLEANS: 11-1

At Florida State: FSU leads 6-0

At Loyola-New Orleans: FSU leads 5-1

3/28/52	Tallahassee	W	1-0
3/29/52	Tallahassee	W	7-0
5/7/65	Tallahassee	W	7-6
5/8/65	Tallahassee	W	18-14
4/24/66	New Orleans	W	3-0
4/25/66	New Orleans	W	5-0
4/23/67	New Orleans	W	5-1
4/24/67	New Orleans	W	5-1
4/26/68	Tallahassee	W	5-1
4/27/68	Tallahassee	W	4-1
3/21/69	New Orleans	L	3-5
3/22/69	New Orleans	W	2-0

LSU: 11-9

At Florida State: FSU leads 3-1

At LSU: FSU leads 4-2

Neutral: LSU leads 6-4

3/19/55	Tallahassee	W	5-3
4/23/66	Baton Rouge	L	2-3
4/23/66	Baton Rouge	L	0-1
5/24/75	Starkville, Miss. ¹	W	4-2
3/29/83	Tallahassee	L	5-15
3/30/83	Tallahassee	W	10-5
5/4/83	Baton Rouge	W	8-2
5/5/83	Baton Rouge	W	6-3
5/19/86	Tallahassee	W	6-1
2/22/87	New Orleans, La.	W	2-4
5/29/87	Omaha, Neb. ²	L	2-6 (10)
2/21/88	Orlando, Fla.	L	4-9
3/3/91	New Orleans, La.	W	8-0
6/3/94	Omaha, Neb. ³	W	6-3
3/3/95	Minneapolis, Minn.	L	2-6
6/15/00	Omaha, Neb. ³	L	3-6
6/17/17	Omaha, Neb. ³	L	4-5
6/21/17	Omaha, Neb. ³	L	4-7
6/8/19	Baton Rouge ²	W	6-4
6/9/19	Baton Rouge ²	W	5-4 (12)

MAINE: 13-0

At Florida State: FSU leads 12-0

Neutral: FSU leads 1-0

4/3/88	Minneapolis, Minn.	W	4-2
3/12/96	Tallahassee	W	14-5
3/13/96	Tallahassee	W	17-5
3/14/96	Tallahassee	W	8-1
3/8/11	Tallahassee	W	10-2
3/9/11	Tallahassee	W	9-3
3/21/12	Tallahassee	W	6-0
3/4/12	Tallahassee	W	18-2 (7)
3/4/12	Tallahassee	W	10-0
2/15/19	Tallahassee	W	11-0
2/16/19	Tallahassee	W	16-3
2/16/19	Tallahassee	W	6-5 (7)
2/17/19	Tallahassee	W	9-1

MARIETTA: 1-1

At Florida State: Tied 1-1

3/15/73	Tallahassee	L	5-7
3/18/77	Tallahassee	W	8-0

MARIST: 2-0

At Florida State: FSU leads 2-0

5/22/97	Tallahassee ¹	W	4-2
5/29/09	Tallahassee	W	16-4

MARSHALL: 5-1

At Florida State: FSU leads 5-0

Neutral: Marshall leads 1-0

5/19/78	Miami, Fla. ¹	L	0-4
2/3/96	Tallahassee	W	16-1
2/4/96	Tallahassee	W	34-0
2/21/97	Tallahassee	W	22-1
2/22/97	Tallahassee	W	15-4
2/23/97	Tallahassee	W	14-2

MARYLAND: 68-8

At Florida State: FSU leads 34-4

At Maryland: FSU leads 30-3

Neutral: FSU leads 4-1

5/27/65	Gastonia, N.C. ¹	W	7-3
4/27/70	Tallahassee	W	6-2
4/4/70	Tallahassee	W	4-3
5/29/70	Gastonia, N.C. ¹	W	10-1
5/1/92	Tallahassee	W	12-4
5/2/92	Tallahassee	W	15-3
5/3/92	Tallahassee	W	18-5
5/1/93	College Park	W	10-4
5/2/93	College Park	L	2-5
5/3/93	College Park	W	13-5
3/17/94	Tallahassee	W	5-2
3/18/94	Tallahassee	W	6-0
3/19/94	Tallahassee	L	4-6
5/19/94	Greenville, S.C. ⁵	W	7-1
4/29/95	College Park	W	9-1
5/1/95	College Park	W	71 (10)
5/1/95	College Park	W	1-0
3/15/96	Tallahassee	W	8-6
3/16/96	Tallahassee	W	16-2
3/17/96	Tallahassee	W	16-5
4/26/97	College Park	W	16-3
4/27/97	College Park	W	27-2
4/28/97	College Park	W	13-3
3/26/98	Tallahassee	L	6-14
3/27/98	Tallahassee	W	14-2
3/28/98	Tallahassee	W	10-0
5/7/99	College Park	W	9-3
5/8/99	College Park	W	13-4
5/9/99	College Park	W	26-2
5/19/99	Durham, N.C. ⁵	W	4-1
3/23/00	Tallahassee	W	11-0
3/24/00	Tallahassee	W	11-0
3/25/00	Tallahassee	W	10-0
5/4/01	College Park	W	8-1
5/5/01	College Park	W	11-5
5/6/01	College Park	W	13-1
5/10/02	Tallahassee	W	4-0
5/11/02	Tallahassee	W	10-8
5/12/02	Tallahassee	W	6-5
5/9/03	College Park	W	15-4
5/10/03	College Park	W	14-6
5/11/03	College Park	W	17-7
3/19/04	Tallahassee	W	16-6
3/20/04	Tallahassee	W	10-1
3/21/04	Tallahassee	W	13-6
5/6/05	College Park	W	7-2
5/7/05	College Park	W	8-1
5/8/05	College Park	W	4-2
3/10/06	Tallahassee	W	9-7
3/11/06	Tallahassee	W	6-2
3/12/06	Tallahassee	W	4-3
5/4/07	College Park	W	9-3
5/5/07	College Park	W	20-5
5/6/07	College Park	W	3-2
3/8/08	Tallahassee	W	5-4



ALL-TIME RESULTS

3/8/08	Tallahassee	W	16-0
3/9/08	Tallahassee	W	9-8
3/27/09	College Park	W	6-2
3/28/09	College Park	W	10-2
3/29/09	College Park	W	21-5
3/26/10	Tallahassee	W	4-1
3/27/10	Tallahassee	W	12-5
3/28/10	Tallahassee	W	9-5
4/7/11	College Park	W	6-0
4/2/11	College Park	L	0-5
4/3/11	College Park	W	12-3
5/5/12	Tallahassee	W	10-3
5/6/12	Tallahassee	W	9-2
5/7/12	Tallahassee	L	5-8
3/15/13	College Park	L	3-5
3/16/13	College Park	W	7-6
3/17/13	College Park	W	4-3
3/7/14	Tallahassee	W	15-3
3/8/14	Tallahassee	L	1-5
3/9/14	Tallahassee	W	7-0
5/23/14	Greensboro, N.C. ⁵	L	3-5

MEMPHIS: 42-15

At Florida State: FSU leads 24-8

At Memphis: FSU leads 17-7

Neutral: FSU leads 1-0

5/14/77	Memphis ^d	W	10-2
5/14/78	Tallahassee ^d	L	9-10
5/12/79	Tallahassee ^d	W	11-1
5/11/80	Tallahassee ^d	W	14-11
5/11/80	Tallahassee ^d	W	11-7
4/11/81	Tallahassee	L	4-6
4/11/81	Tallahassee	W	8-4
4/12/81	Tallahassee	W	7-6
5/15/81	Tallahassee ^d	W	5-0
5/16/81	Tallahassee ^d	W	7-3
4/10/82	Memphis	L	1-3
4/10/82	Memphis	L	3-11
4/11/82	Memphis	W	12-6
5/14/82	Tallahassee ^d	L	2-4
5/15/82	Tallahassee ^d	W	7-6
4/23/83	Tallahassee	W	17-0
4/23/83	Tallahassee	W	2-1
4/24/83	Tallahassee	L	6-7
5/4/84	Memphis	W	13-7
5/6/84	Memphis	W	11-3
5/6/84	Memphis	W	8-3
5/11/84	Tallahassee ^d	W	10-3
3/30/85	Memphis	L	2-3
3/31/85	Memphis	L	7-8
4/20/85	Tallahassee	L	4-7
4/20/85	Tallahassee	W	8-3
4/21/85	Tallahassee	W	7-2
3/29/86	Memphis	W	7-3
3/29/86	Memphis	W	6-1
3/30/86	Memphis	L	2-7
4/19/86	Tallahassee	W	6-0
4/19/86	Tallahassee	W	6-5
4/20/86	Tallahassee	W	7-1
5/10/86	Tallahassee ^d	W	7-3
3/28/87	Memphis	W	4-1
3/28/87	Memphis	W	8-0
3/29/87	Memphis	L	4-5 (10)
4/18/87	Tallahassee	W	6-4
4/18/87	Tallahassee	W	7-6
4/19/87	Tallahassee	W	7-5
4/16/88	Tallahassee	L	5-6
4/16/88	Tallahassee	W	5-0
4/17/88	Tallahassee	L	1-2
5/13/88	Memphis	W	14-3
5/14/88	Memphis	W	9-5
5/15/88	Memphis	W	21-1
5/21/88	Tallahassee ^d	W	4-2
4/29/89	Memphis	W	6-2
4/29/89	Memphis	W	6-2
4/30/89	Memphis	W	3-1
5/18/89	Columbia, S.C. ⁴	W	9-4

3/13/90	Tallahassee	W	10-0
3/14/90	Tallahassee	L	3-5
3/15/90	Tallahassee	W	13-5
3/30/91	Memphis	W	6-5
3/30/91	Memphis	W	4-3
3/31/91	Memphis	L	7-8

MERCER: 63-8

At Florida State: FSU leads 52-4

At Mercer: FSU leads 11-4

4/22/48	Macon, Ga.	W	14-12
4/1/49	Tallahassee	L	3-8
5/7/49	Macon, Ga.	W	6-1
4/28/50	Tallahassee	W	3-1
4/29/50	Tallahassee	W	12-4
5/12/50	Macon, Ga.	L	6-10
5/13/50	Macon, Ga.	W	11-6
4/12/74	Tallahassee	W	5-0
4/13/74	Tallahassee	W	13-11
3/12/75	Tallahassee	W	4-0
3/13/75	Tallahassee	W	5-0
4/25/75	Macon, Ga.	L	2-5
4/26/75	Macon, Ga.	W	5-0
4/10/76	Tallahassee	L	12-14
4/10/76	Tallahassee	W	8-2
4/30/77	Macon, Ga.	W	6-4
5/4/77	Tallahassee	W	9-1
5/3/78	Tallahassee	W	12-11
3/3/79	Tallahassee	W	7-5
3/19/79	Tallahassee	W	4-2
4/27/79	Macon, Ga.	L	2-4
3/18/80	Tallahassee	W	9-7
3/31/80	Macon, Ga.	W	7-4
3/10/81	Tallahassee	W	6-5
3/11/81	Macon, Ga.	L	3-4
3/3/82	Macon, Ga.	W	14-10
4/24/82	Tallahassee	W	12-2
4/24/82	Tallahassee	W	8-1
2/16/83	Macon, Ga.	W	22-6
2/17/83	Macon, Ga.	W	14-5
4/21/83	Tallahassee	W	17-4
4/22/83	Tallahassee	W	14-5
4/10/84	Tallahassee	W	6-0
4/11/84	Tallahassee	W	13-2
5/8/87	Tallahassee	W	6-2
5/9/87	Tallahassee	W	14-2
5/9/87	Tallahassee	W	8-3
3/30/88	Tallahassee	W	3-2
3/30/88	Tallahassee	L	9-10
3/28/89	Tallahassee	W	2-1
3/29/89	Tallahassee	W	7-0
4/17/90	Tallahassee	W	14-3
4/18/90	Tallahassee	W	6-3
3/26/91	Tallahassee	W	6-2
3/27/91	Tallahassee	W	14-5
3/31/92	Tallahassee	L	3-4
4/1/92	Tallahassee	W	8-1
3/31/93	Tallahassee	W	11-2
4/7/93	Tallahassee	W	14-1
4/20/93	Tallahassee	W	9-0
4/12/94	Tallahassee	W	11-0 (8)
4/13/94	Tallahassee	W	5-4
3/21/95	Tallahassee	W	17-1
3/22/95	Tallahassee	W	22-7
5/3/95	Macon, Ga.	W	18-3
3/5/96	Tallahassee	W	10-5
3/6/96	Tallahassee	W	14-5
4/1/97	Tallahassee	W	11-1
4/2/97	Tallahassee	W	12-6
4/30/97	Macon, Ga.	W	9-2
3/31/98	Tallahassee	W	13-3
4/1/98	Tallahassee	W	11-0
3/30/99	Tallahassee	W	14-1
3/28/00	Tallahassee	W	15-5
4/3/01	Tallahassee	W	15-1
3/26/02	Tallahassee	W	11-2
3/7/06	Tallahassee	W	8-4

5/29/15	Tallahassee ¹	W	5-4 (10)
3/7/19	Tallahassee	W	9-5
3/2/19	Tallahassee	W	12-1
3/3/19	Tallahassee	W	7-4

MERCER-ATLANTA: 8-0

At Florida State: FSU leads 5-0

At Mercer-Atlanta: FSU leads 3-0

4/9/74	Tallahassee	W	3-1
4/9/74	Tallahassee	W	14-2
2/17/82	Tallahassee	W	24-0
2/18/82	Tallahassee	W	19-2
2/19/82	Tallahassee	W	15-1
3/4/82	Atlanta	W	11-2
3/5/82	Atlanta	W	12-0
3/6/82	Atlanta	W	9-0

MIAMI: 153-132-4

At Florida State: FSU leads 79-50-1

At Miami: Miami leads 69-68-3

Neutral: FSU leads 6-5

3/23/51	Miami	L	2-11
3/24/51	Miami	W	13-4
4/5/52	Tallahassee	W	3-1
4/5/52	Tallahassee	W	7-0
4/15/55	Miami	W	4-3
4/16/55	Miami	L	4-5
4/27/56	Tallahassee	W	13-5
4/28/56	Tallahassee	W	2-0
4/16/57	Tallahassee	W	15-3
4/17/57	Tallahassee	W	21-3
4/30/57	Miami	W	15-3
4/30/57	Miami	L	1-2
4/18/58	Tallahassee	W	18-0
4/19/58	Tallahassee	L	7-12
5/5/58	Miami	W	9-2
5/6/58	Miami	W	6-1
3/14/60	Miami	W	6-3
3/15/60	Miami	W	10-6
5/13/60	Tallahassee	W	16-3
5/14/60	Tallahassee	W	9-5
4/17/61	Miami	W	2-0
4/18/61	Miami	W	14-6
4/16/62	Tallahassee	L	4-6
4/17/62	Tallahassee	W	9-8
4/1/63	Miami	W	21-1
4/2/63	Miami	L	1-4
3/12/65	Miami	W	7-4
3/13/65	Miami	W	9-4
3/13/65	Miami	T	9-9
4/8/66	Tallahassee	L	1-6
4/9/66	Tallahassee	W	10-2
3/3/67	Miami	W	9-4
3/4/67	Miami	W	6-5
4/19/68	Tallahassee	W	4-1
4/20/68	Tallahassee	W	7-6
3/7/69	Miami	W	6-2
3/8/69	Miami	W	5-0
3/21/70	Miami	W	10-1
3/22/70	Miami	W	8-3
5/8/70	Tallahassee	W	11-4
5/9/70	Tallahassee	W	6-2
3/20/71	Miami	W	5-4
3/21/71	Miami	L	4-5
4/9/71	Tallahassee	W	7-5
4/10/71	Tallahassee	L	4-7
3/20/72	Miami	W	7-4
5/10/72	Tallahassee	L	4-5
5/10/72	Tallahassee	L	3-4
5/11/72	Tallahassee	W	4-3
2/16/73	Miami	L	1-5
3/24/73	Miami	W	7-6
3/25/73	Miami	W	8-2
4/18/73	Tallahassee	L	1-10
4/20/73	Tallahassee	W	4-1
3/16/74	Miami	L	2-3

ALL-TIME RESULTS



3/17/74	Miami	L	3-4	4/8/88	Tallahassee	L	3-8	4/15/00	Miami	L	3-7
4/18/74	Tallahassee	W	2-1	4/9/88	Tallahassee	W	20-8	4/16/00	Miami	W	14-3
4/18/74	Tallahassee	W	7-4	4/10/88	Tallahassee	T	5-5	6/2/00	Tallahassee ²	W	9-2
4/19/74	Tallahassee	L	3-17	5/6/88	Miami	W	6-5	6/3/00	Tallahassee ²	L	5-7
3/25/75	Miami	W	3-0	5/7/88	Miami	L	7-9	6/4/00	Tallahassee ²	W	6-1
3/26/75	Miami	L	0-2	5/8/88	Miami	W	6-3	4/13/01	Miami	W	10-9
3/26/75	Miami	W	10-7	4/7/89	Tallahassee	W	3-0	4/14/01	Miami	L	4-5
4/4/75	Tallahassee	W	8-0	4/8/89	Tallahassee	L	1-8	4/15/01	Miami	L	1-7
4/5/75	Tallahassee	W	5-2	4/9/89	Tallahassee	W	11-3	4/20/01	Tallahassee	L	5-7
5/23/75	Starkville, Miss. ¹	W	1-0	5/5/89	Miami	L	2-11	4/21/01	Tallahassee	L	6-9
5/25/75	Starkville, Miss. ¹	W	6-5	5/6/89	Miami	L	2-8	4/22/01	Tallahassee	L	4-7
2/23/76	Miami	W	5-1	5/7/89	Miami	W	8-4	4/5/02	Tallahassee	W	13-3
5/5/76	Tallahassee	L	1-6	4/13/90	Tallahassee	W	7-3	4/6/02	Tallahassee	L	2-5
5/6/76	Tallahassee	L	7-9	4/14/90	Tallahassee	L	5-8	4/7/02	Tallahassee	W	9-7 (13)
5/6/76	Tallahassee	W	20-4	4/15/90	Tallahassee	L	3-8	4/12/02	Miami	W	6-4
4/19/77	Tallahassee	W	14-10	5/4/90	Miami	L	3-7	4/13/02	Miami	W	9-3
4/20/77	Tallahassee	L	4-10	5/5/90	Miami	W	6-2	4/14/02	Miami	W	17-11
4/25/77	Miami	L	10-12	5/6/90	Miami	W	8-4	4/18/03	Miami	W	4-2
4/26/77	Miami	L	3-12	4/12/91	Tallahassee	W	5-2	4/19/03	Miami	W	6-4
4/26/77	Miami	L	2-10	4/13/91	Tallahassee	W	12-4	4/20/03	Miami	T	7-7
5/20/78	Miami ¹	L	2-7	4/14/91	Tallahassee	W	8-5	4/25/03	Tallahassee	W	10-1
3/30/79	Miami	L	3-4	5/3/91	Miami	W	3-2	4/26/03	Tallahassee	L	3-14
3/31/79	Miami	L	3-5	5/4/91	Miami	W	4-1	4/27/03	Tallahassee	W	12-0
4/11/79	Tallahassee	W	9-2	5/5/91	Miami	L	6-8	4/9/04	Tallahassee	W	6-5
4/12/79	Tallahassee	W	3-2	4/10/92	Tallahassee	L	6-10	4/10/04	Tallahassee	L	11-17
2/22/80	Miami	L	0-10	4/11/92	Tallahassee	L	3-6	4/11/04	Tallahassee	L	0-4
2/23/80	Miami	L	3-4	4/12/92	Tallahassee	L	5-6	4/16/04	Miami	L	0-10
2/24/80	Miami	W	9-8	4/24/92	Miami	L	3-7	4/17/04	Miami	L	3-7
5/3/80	Tallahassee	L	6-10	4/25/92	Miami	L	4-5	4/18/04	Miami	W	10-3
5/4/80	Tallahassee	W	7-5	4/26/92	Miami	W	3-2	4/22/05	Miami	L	3-5
5/5/80	Tallahassee	L	5-7	4/9/93	Tallahassee	W	7-0	4/23/05	Miami	L	2-5
3/6/81	Miami	L	3-4	4/10/93	Tallahassee	W	8-1	4/24/05	Miami	W	13-1
3/7/81	Miami	L	8-10	4/11/93	Tallahassee	W	6-2	4/14/06	Tallahassee	L	3-7
3/8/81	Miami	L	4-19	4/23/93	Miami	W	1-0	4/15/06	Tallahassee	W	16-1
5/2/81	Tallahassee	L	2-3	4/24/93	Miami	L	3-4 (12)	4/16/06	Tallahassee	L	5-7
5/3/81	Tallahassee	W	5-4	4/25/93	Miami	L	13-14 (10)	4/27/07	Miami	W	7-6
5/4/81	Tallahassee	L	3-4	4/8/94	Tallahassee	W	6-3	4/28/07	Miami	W	13-8
5/23/81	Miami ¹	L	6-14	4/9/94	Tallahassee	L	2-5	4/29/07	Miami	L	1-7
3/26/82	Tallahassee	L	5-6	4/10/94	Tallahassee	L	1-2	5/25/07	Jacksonville, Fla. ⁵	L	3-9
3/27/82	Tallahassee	W	5-3	4/15/94	Miami	W	16-1	4/18/08	Tallahassee	L	4-11
3/28/82	Tallahassee	W	9-3	4/16/94	Miami	L	0-8	4/19/08	Tallahassee	W	9-5
5/7/82	Miami	L	5-11	4/17/94	Miami	W	7-2	4/20/08	Tallahassee	L	10-11 (7)
5/8/82	Miami	W	9-2	4/7/95	Tallahassee	W	9-1	6/16/08	Omaha, Neb. ³	L	5-7
5/9/82	Miami	T	7-7 (5)	4/8/95	Tallahassee	L	5-6	4/3/09	Miami	W	14-4
2/25/83	Miami	L	0-9	4/9/95	Tallahassee	W	3-2 (11)	4/4/09	Miami	L	4-6
2/26/83	Miami	L	2-4	4/14/95	Miami	W	9-6 (14)	4/5/09	Miami	L	8-14
4/15/83	Tallahassee	W	6-5	4/15/95	Miami	W	10-1 (2)	5/21/09	Durham, N.C. ⁵	W	4-2
4/16/83	Tallahassee	W	4-3	4/16/95	Miami	L	2-3	4/23/10	Tallahassee	L	5-6
4/17/83	Tallahassee	W	5-0	6/4/95	Omaha, Neb. ³	L	2-4	4/24/10	Tallahassee	W	8-7
5/29/83	Tallahassee ¹	L	5-10	4/5/96	Tallahassee	W	13-2	4/25/10	Tallahassee	W	7-6
2/14/84	Miami	L	4-10	4/6/96	Tallahassee	L	2-13	5/26/10	Greensboro, N.C. ⁵	L	3-9
2/24/84	Miami	L	0-7	4/7/96	Tallahassee	W	15-1	4/29/11	Miami	W	6-5
2/25/84	Miami	L	5-14	4/12/96	Miami	L	2-6	4/30/11	Miami	W	2-0
2/26/84	Miami	W	7-6	4/13/96	Miami	L	8-9	5/1/11	Miami	L	1-5
4/13/84	Tallahassee	W	3-2	4/14/96	Miami	L	4-7	4/20/12	Tallahassee	W	11-2
4/14/84	Tallahassee	L	3-4	4/11/97	Tallahassee	L	5-9	4/21/12	Tallahassee	W	6-1
4/15/84	Tallahassee	W	5-4	4/12/97	Tallahassee	L	5-8	4/22/12	Tallahassee	W	8-7 (10)
2/22/85	Miami	W	5-2	4/13/97	Tallahassee	W	8-7	4/5/13	Miami	W	4-2
2/23/85	Miami	L	4-15	5/2/97	Miami	L	1-9	4/6/13	Miami	L	0-6
2/24/85	Miami	L	5-6	5/3/97	Miami	L	6-7	4/7/13	Miami	W	5-1
4/12/85	Tallahassee	L	2-3	5/4/97	Miami	W	7-3	2/28/14	Tallahassee	L	1-3
4/13/85	Tallahassee	W	13-5	4/3/98	Tallahassee	L	4-9	3/1/14	Tallahassee	W	10-2
4/14/85	Tallahassee	L	5-8	4/4/98	Tallahassee	L	2-8	3/2/14	Tallahassee	W	13-6
4/11/86	Tallahassee	W	6-1	4/5/98	Tallahassee	L	6-9	4/24/15	Miami	W	8-7 (17)
4/12/86	Tallahassee	L	3-4	5/1/98	Miami	L	1-7	4/25/15	Miami	W	15-5
4/13/86	Tallahassee	W	8-3	5/2/98	Miami	W	11-5	4/26/15	Miami	L	0-12
5/2/86	Miami	L	10-11	5/3/98	Miami	W	5-4	5/19/16	Tallahassee	L	2-4
5/3/86	Miami	W	14-6	4/16/99	Tallahassee	W	8-2	5/21/16	Tallahassee	L	5-8
5/4/86	Miami	L	5-7	4/17/99	Tallahassee	L	3-4	5/21/16	Tallahassee	W	3-2 (10)
6/3/86	Omaha, Neb. ³	W	7-2	4/18/99	Tallahassee	L	7-8	5/28/16	Durham, N.C. ⁵	W	5-4
6/8/86	Omaha, Neb. ³	W	4-3	4/23/99	Miami	L	7-8	4/21/17	Miami	W	6-3
4/10/87	Tallahassee	W	14-3	4/24/99	Miami	L	4-9	4/22/17	Miami	L	4-5 (10)
4/11/87	Tallahassee	L	6-11	4/25/99	Miami	L	8-9	4/27/18	Tallahassee	W	2-0
4/12/87	Tallahassee	L	10-11 (11)	6/19/99	Omaha, Neb. ³	L	5-6	4/28/18	Tallahassee	W	10-1
5/1/87	Miami	L	3-4 (10)	4/7/00	Tallahassee	W	14-13 (17)	4/29/18	Tallahassee	L	5-11
5/2/87	Miami	W	6-4 (11)	4/8/00	Tallahassee	W	12-2	4/5/19	Miami	L	0-11
5/3/87	Miami	W	8-6	4/9/00	Tallahassee	W	5-4	4/6/19	Miami	L	0-4
5/22/87	Tallahassee ¹	W	5-2	4/14/00	Miami	L	3-7	4/7/19	Miami	W	6-5



ALL-TIME RESULTS

MICHIGAN: 7-2

At Florida State: FSU leads 6-0

Neutral: Michigan leads 2-1

4/3/59	Tallahassee	W	11-0
6/13/62	Omaha, Neb. ³	L	7-10
3/15/91	Tallahassee	W	11-6
3/16/91	Tallahassee	W	3-0
3/5/95	Minneapolis, Minn.	W	17-6
3/17/95	Tallahassee	W	4-3
3/18/95	Tallahassee	W	14-4
3/19/95	Tallahassee	W	11-2
6/17/19	Omaha, Neb. ³	L	0-2

MICHIGAN STATE: 15-6

At Florida State: FSU leads 13-4

Neutral: Tied 2-2

3/25/57	Tallahassee	L	3-8
3/28/57	Tallahassee	W	7-4
3/30/59	Tallahassee	W	5-2
4/4/59	Tallahassee	L	2-8
4/1/64	Tallahassee	W	10-5
4/2/64	Tallahassee	W	7-6
3/29/65	Tallahassee	W	11-8
4/2/65	Tallahassee	L	2-4
3/28/66	Tallahassee	W	5-0
3/29/66	Tallahassee	L	6-7
3/30/66	Tallahassee	W	5-4
3/22/70	Miami, Fla.	L	5-6
3/23/71	Miami, Fla.	W	9-5
3/23/75	Miami, Fla.	L	3-4
3/24/75	Miami, Fla.	W	11-3
3/2/01	Tallahassee	W	7-4
3/3/01	Tallahassee	W	10-5
3/4/01	Tallahassee	W	9-5
3/12/04	Tallahassee	W	5-4
3/13/04	Tallahassee	W	11-1
3/14/04	Tallahassee	W	4-0

MIDDLE GEORGIA COLLEGE: 2-0

At Florida State: FSU leads 1-0

At Middle Ga. College: FSU leads 1-0

4/23/48	Cochran	W	5-4
5/14/48	Tallahassee	W	7-6

MILLSAPS: 1-0

At Millsaps: FSU leads 1-0

4/9/49	Jackson, Miss.	W	10-8
--------	----------------	---	------

MINNESOTA: 20-1

At Florida State: FSU leads 15-0

At Minnesota: FSU leads 4-1

Neutral: FSU leads 1-0

5/22/81	Miami, Fla. ¹	W	9-5
4/1/88	Minneapolis	W	12-5
2/22/91	Tallahassee	W	8-4
2/23/91	Tallahassee	W	12-4
2/24/91	Tallahassee	W	8-5
2/28/92	Minneapolis	W	3-1
2/18/94	Tallahassee	W	15-10
2/19/94	Tallahassee	W	9-2
2/20/94	Tallahassee	W	12-4
3/4/95	Minneapolis	W	4-1 (10)
2/16/98	Tallahassee	W	9-7
2/17/98	Tallahassee	W	23-11
2/18/98	Tallahassee	W	8-2
3/6/99	Minneapolis	W	9-5
3/7/04	Minneapolis	L	1-6
2/24/06	Tallahassee	W	5-0
2/25/06	Tallahassee	W	12-4
2/26/06	Tallahassee	W	8-6
5/3/14	Tallahassee	W	5-4
5/3/14	Tallahassee	W	3-2
5/4/14	Tallahassee	W	7-1

MISSISSIPPI COLLEGE: 11-4

At Florida State: FSU leads 8-2

At Mississippi College: FSU leads 3-2

3/29/48	Tallahassee	W	6-0
3/30/48	Tallahassee	L	3-13
4/16/48	Clinton	W	6-5
4/17/48	Clinton	L	6-7
4/8/49	Clinton	W	18-13
4/18/49	Tallahassee	W	5-4
4/19/49	Tallahassee	W	11-6
3/27/50	Tallahassee	W	11-6
3/28/50	Tallahassee	W	13-4
4/2/51	Tallahassee	W	22-9
4/3/51	Tallahassee	W	6-2
5/11/51	Clinton	W	10-4
5/12/51	Clinton	L	7-8
4/18/60	Tallahassee	W	4-2
4/19/60	Tallahassee	L	2-4

MISSISSIPPI STATE: 7-7

At Florida State: Mississippi State leads 3-2

At Mississippi State: Mississippi State leads 2-1

Neutral: FSU leads 4-2

3/27/64	Tallahassee	W	7-1
5/27/65	Gastonia, N.C. ¹	L	3-6
5/28/65	Gastonia, N.C. ¹	W	6-2
3/21/66	Tallahassee	W	24-2
6/2/66	Gastonia, N.C. ¹	L	3-4
6/3/66	Gastonia, N.C. ¹	W	7-0
5/30/70	Gastonia, N.C. ¹	W	5-4
5/26/90	Starkville ²	L	8-11
5/27/90	Starkville ²	W	11-9
5/28/90	Starkville ²	L	3-4
3/1/92	Minneapolis, Minn.	W	5-1
6/2/07	Tallahassee ²	L	0-3
6/3/07	Tallahassee ²	L	4-9
6/2/18	Tallahassee ²	L	2-3

MISSOURI S&T: 2-0

At Florida State: FSU leads 2-0

3/13/80	Tallahassee	W	18-3
3/13/80	Tallahassee	W	13-0

MONMOUTH: 1-0

At Florida State: FSU leads 1-0

3/19/80	Tallahassee	W	27-2
---------	-------------	---	------

MOREHEAD STATE: 3-0

At Florida State: FSU leads 3-0

3/16/78	Tallahassee	W	16-4
3/16/78	Tallahassee	W	3-2
3/17/98	Tallahassee	W	9-1

MOUNT ST. MARY'S: 4-0

At Florida State: FSU leads 4-0

5/11/18	Tallahassee	W	12-2
5/12/18	Tallahassee	W	10-0 (7)
5/12/18	Tallahassee	W	8-2 (7)
5/13/18	Tallahassee	W	22-0

NAVY: 3-4

At Florida State: Navy leads 1-0

Neutral: Tied 3-3

3/26/60	Jacksonville, Fla.	W	8-4
3/24/61	Jacksonville, Fla.	W	9-8
3/25/61	Jacksonville, Fla.	L	3-6
3/23/62	Jacksonville, Fla.	W	8-2
3/23/63	Tallahassee	L	7-8
3/26/65	Jacksonville, Fla.	L	0-1
3/26/65	Jacksonville, Fla.	L	0-1

NEBRASKA: 1-0

Neutral: FSU leads 1-0

3/5/04	Minneapolis, Minn.	W	5-3
--------	--------------------	---	-----

NEBRASKA-KEARNEY: 2-0

Neutral: FSU leads 2-0

4/5/77	Honolulu, Hawaii	W	13-9
4/8/77	Honolulu, Hawaii	W	11-1

NEW ORLEANS: 3-3

At Florida State: FSU leads 3-1

At New Orleans: New Orleans leads 2-0

5/22/80	Tallahassee ¹	W	10-8
5/18/84	Tallahassee	L	4-7
5/19/84	Tallahassee	W	5-1
5/20/84	Tallahassee	W	7-3
2/20/87	New Orleans	L	13
3/1/91	New Orleans	L	0-6

NEW YORK: 2-0

At Florida State: FSU leads 2-0

3/25/70	Tallahassee	W	6-1
3/27/70	Tallahassee	W	4-2

NIAGARA: 10-0

At Florida State: FSU leads 10-0

4/5/74	Tallahassee	W	4-2
3/28/75	Tallahassee	W	16-1
3/31/75	Tallahassee	W	7-2
3/31/75	Tallahassee	W	10-4
4/14/76	Tallahassee	W	13-3
4/14/76	Tallahassee	W	4-4
4/15/76	Tallahassee	W	15-4
2/14/14	Tallahassee	W	13-2
2/15/14	Tallahassee	W	4-1
2/16/14	Tallahassee	W	13-0 (8)

NORTH CAROLINA: 70-34

At Florida State: FSU leads 35-14

At North Carolina: FSU leads 21-18

Neutral: FSU leads 14-2

3/29/56	Tallahassee	W	3-2
3/26/59	Tallahassee	L	9-11
4/1/61	Tallahassee	W	10-1
4/23/62	Chapel Hill	W	9-2
4/22/63	Chapel Hill	W	5-2
3/26/64	Tallahassee	W	9-0
3/30/64	Tallahassee	W	17-3
4/24/65	Chapel Hill	L	1-12
4/7/66	Tallahassee	W	15-7
4/8/66	Tallahassee	L	4-6
4/9/66	Tallahassee	W	4-1
6/4/66	Gastonia, N.C. ¹	L	4-6
6/4/66	Gastonia, N.C. ¹	W	6-5
3/30/67	Tallahassee	W	5-1
3/31/67	Tallahassee	L	1-3
4/1/67	Tallahassee	W	21
3/30/70	Tallahassee	W	15-6
3/30/70	Tallahassee	W	5-4
3/31/70	Tallahassee	W	3-2
5/17/85	Tallahassee	W	13-7
5/18/85	Tallahassee	W	9-5
5/19/85	Tallahassee	L	8-9
6/2/89	Omaha, Neb. ³	W	4-2
2/10/90	Orlando, Fla.	W	6-3
3/13/92	Chapel Hill	W	9-3
3/14/92	Chapel Hill	L	2-11
3/15/92	Chapel Hill	W	4-2
5/12/92	Greenville, S.C. ⁵	W	7-3
3/12/93	Tallahassee	W	6-3
3/14/93	Tallahassee	W	4-3 (10)

ALL-TIME RESULTS



3/25/94	Chapel Hill	L	2-3
3/26/94	Chapel Hill	W	9-5
5/13/95	Tallahassee	L	2-3
5/14/95	Tallahassee	W	13-1
5/15/95	Tallahassee	L	3-5
5/20/95	Greenville, S.C. ⁵	W	10-1
3/20/96	Chapel Hill	W	21 (7)
3/20/96	Chapel Hill	W	71 (7)
3/21/96	Chapel Hill	W	9-1
5/9/97	Tallahassee	W	8-2
5/10/97	Tallahassee	W	8-5
5/11/97	Tallahassee	W	11-6
4/10/98	Chapel Hill	L	5-6
4/11/98	Chapel Hill	W	20-4
4/12/98	Chapel Hill	W	4-3
5/15/98	Durham, N.C. ⁵	W	13-11
3/26/99	Tallahassee	W	12-6
3/27/99	Tallahassee	W	5-4
3/28/99	Tallahassee	W	9-4
5/12/00	Chapel Hill	W	6-2
5/13/00	Chapel Hill	L	5-6
5/14/00	Chapel Hill	W	4-2
5/19/00	Fort Mill, S.C. ⁵	W	4-1
3/23/01	Tallahassee	W	3-0
3/24/01	Tallahassee	W	12-6
3/25/01	Tallahassee	W	8-7
3/22/02	Chapel Hill	L	7-11
3/23/02	Chapel Hill	L	1-7
3/24/02	Chapel Hill	L	1-9
3/28/03	Tallahassee	W	8-4
3/29/03	Tallahassee	L	4-8
3/30/03	Tallahassee	W	2-1
5/23/03	Salem, Va. ⁵	L	2-3
3/26/04	Chapel Hill	L	4-10
3/27/04	Chapel Hill	W	10-6
3/28/04	Chapel Hill	L	6-12
5/29/04	Salem, Va. ⁵	W	8-7
5/13/05	Tallahassee	W	9-4
5/14/05	Tallahassee	W	6-5
5/15/05	Tallahassee	W	7-6
5/25/05	Tallahassee, Fla. ⁵	W	3-2
3/31/06	Chapel Hill	L	0-4
4/1/06	Chapel Hill	L	3-4
4/2/06	Chapel Hill	W	6-5
5/25/06	Jacksonville, Fla. ⁵	W	7-6
4/20/07	Tallahassee	W	4-2
4/21/07	Tallahassee	W	5-4
4/22/07	Tallahassee	L	6-10
4/25/08	Cary, N.C.	L	4-11
4/26/08	Cary, N.C.	W	13-5
4/27/08	Cary, N.C.	L	1-2 (10)
5/24/08	Jacksonville, Fla. ⁵	W	9-6
4/10/09	Tallahassee	W	3-2
4/11/09	Tallahassee	L	7-12
4/12/09	Tallahassee	W	9-8
3/19/10	Chapel Hill	W	4-3
3/20/10	Chapel Hill	L	4-10
3/21/10	Chapel Hill	W	5-3
4/8/11	Tallahassee	W	5-3
4/9/11	Tallahassee	L	5-8
4/10/11	Tallahassee	L	6-7
5/20/13	Chapel Hill	L	3-4
5/9/14	Chapel Hill	W	7-0
5/10/14	Chapel Hill	W	10-2
5/11/14	Chapel Hill	L	4-5
5/21/14	Greensboro, N.C. ⁵	W	7-1
5/21/15	Durham, N.C. ⁵	W	8-4
3/31/17	Tallahassee	L	1-3
4/1/17	Tallahassee	L	2-5 (11)
4/2/17	Tallahassee	L	7-9
5/28/17	Louisville, Ky. ⁵	W	7-3
3/23/18	Chapel Hill	L	8-16
3/23/18	Chapel Hill	W	6-3 (10)
3/25/18	Chapel Hill	W	9-4

NC STATE: 73-33

At Florida State: FSU leads 31-8

At NC State: FSU leads 26-19

Neutral: FSU leads 16-6

4/24/62	Raleigh	W	12-3
4/24/63	Raleigh	L	7-8 (11)
4/23/65	Raleigh	L	2-7
6/1/68	Gastonia, N.C. ¹	W	15-12
6/3/68	Gastonia, N.C. ¹	L	1-4
5/22/68	Tallahassee ¹	W	10-6
3/20/92	Tallahassee	W	4-0
3/21/92	Tallahassee	W	12-1
3/22/92	Tallahassee	L	4-6
5/12/92	Greenville, S.C. ⁵	W	1-0
3/26/93	Raleigh	L	0-8
3/27/93	Raleigh	W	5-1
3/28/93	Raleigh	L	1-4
5/19/93	Greenville, S.C. ⁵	L	1-5
4/1/94	Tallahassee	W	3-2 (10)
4/2/94	Tallahassee	W	2-1
4/3/94	Tallahassee	W	8-7
5/18/94	Greenville, S.C. ⁵	L	5-6
5/21/94	Greenville, S.C. ⁵	W	7-4
3/31/95	Raleigh	W	6-0
4/1/95	Raleigh	W	6-5
4/2/95	Raleigh	W	12-3
5/18/95	Greenville, S.C. ⁵	W	12-6
3/29/96	Tallahassee	W	5-4
3/31/96	Tallahassee	W	5-4 (7)
3/28/97	Raleigh	W	6-3
3/29/97	Raleigh	L	9-10
3/30/97	Raleigh	L	5-9
5/15/97	St. Petersburg, Fla. ⁵	W	5-3
3/6/98	Tallahassee	W	9-0
5/16/98	Durham, N.C. ⁵	W	13-6
3/19/99	Raleigh	W	14-4
3/20/99	Raleigh	W	2-1
3/21/99	Raleigh	W	13-1
4/28/00	Tallahassee	L	4-5
4/29/00	Tallahassee	W	8-2
4/30/00	Tallahassee	W	6-5
5/17/00	Fort Mill, S.C. ⁵	W	8-6
3/16/01	Raleigh	W	8-7
3/17/01	Raleigh	L	2-4
3/18/01	Raleigh	W	12-3
5/16/01	Fort Mill, S.C. ⁵	W	11-5
5/19/01	Fort Mill, S.C. ⁵	L	4-8
4/26/02	Tallahassee	W	9-3
4/27/02	Tallahassee	W	10-4
4/28/02	Tallahassee	W	12-11
3/22/03	Kinston, N.C.	L	2-4
3/22/03	Kinston, N.C.	L	2-5
3/23/03	Kinston, N.C.	W	3-1
5/24/03	Salem, Va. ⁵	W	17-6
4/2/04	Tallahassee	L	0-11
4/3/04	Tallahassee	W	7-6
4/4/04	Tallahassee	W	10-3
5/26/04	Salem, Va. ⁵	W	6-5
5/19/05	Raleigh	W	8-2
5/20/05	Raleigh	L	4-7
5/21/05	Raleigh	L	3-8
5/18/06	Tallahassee	W	11-10 (10)
5/19/06	Tallahassee	W	7-1
5/20/06	Tallahassee	L	7-15
5/27/06	Jacksonville, Fla. ⁵	L	7-8
5/27/06	Jacksonville, Fla. ⁵	W	7-3
4/6/07	Raleigh	W	10-4
4/7/07	Raleigh	L	6-8
4/8/07	Raleigh	W	6-5
5/15/08	Tallahassee	L	2-12
5/16/08	Tallahassee	W	1-0
5/17/08	Tallahassee	W	8-1
4/17/09	Raleigh	W	9-3
4/18/09	Raleigh	W	4-2
4/19/09	Raleigh	W	13-2

5/14/10	Tallahassee	L	2-5
5/15/10	Tallahassee	W	7-5
5/16/10	Tallahassee	W	12-9 (7)
5/30/10	Greensboro, N.C. ⁵	W	8-3
5/13/11	Raleigh	W	9-4
5/15/11	Raleigh	W	7-5
5/15/11	Raleigh	L	4-12
5/25/11	Durham, N.C. ⁵	L	0-7
5/17/12	Tallahassee	L	5-10
5/18/12	Tallahassee	W	3-2
5/19/12	Tallahassee	W	6-2
5/11/13	Raleigh	L	1-3
5/12/13	Raleigh	W	12-3
5/13/13	Raleigh	W	8-4
3/14/14	Tallahassee	W	6-1
3/15/14	Tallahassee	W	8-2
3/15/14	Tallahassee	W	9-8 (13)
4/2/15	Raleigh	W	3-2
4/3/15	Raleigh	W	1-0
4/4/15	Raleigh	L	7-11
5/24/15	Durham, N.C. ⁵	W	8-2
3/25/16	Tallahassee	W	6-5
5/25/16	Durham, N.C. ⁵	W	7-3
4/7/17	Raleigh	W	16-7
4/8/17	Raleigh	L	3-4
4/9/17	Raleigh	L	4-8
5/17/18	Tallahassee	W	4-3 (11)
5/18/18	Tallahassee	W	6-3 (10)
5/19/18	Tallahassee	L	3-5
5/25/18	Durham, N.C. ⁵	W	5-2
3/15/19	Raleigh	L	0-16
3/16/19	Raleigh	L	8-9
3/17/19	Raleigh	W	7-5
5/24/19	Durham, N.C. ⁵	W	11-0 (7)

NORTH CENTRAL: 3-0

At Florida State: FSU leads 3-0

3/20/77	Tallahassee	W	11-5
3/20/77	Tallahassee	W	11-3
3/21/77	Tallahassee	W	14-3

NORTH FLORIDA: 9-2

At Florida State: FSU leads 8-1

At North Florida: Tied 1-1

3/28/06	Tallahassee	W	14-8
2/27/07	Tallahassee	W	16-3
3/27/07	Tallahassee	W	6-0
4/16/08	Tallahassee	W	10-2
3/4/09	Tallahassee	L	4-5
4/8/09	Jacksonville	W	14-6
4/15/09	Tallahassee	W	8-7
3/10/10	Tallahassee	W	6-2
4/6/10	Jacksonville	L	1-3
4/7/10	Tallahassee	W	9-2
3/6/19	Tallahassee	W	4-3

NORTH GEORGIA COLLEGE: 1-0

At Florida State: FSU leads 1-0

4/18/12	Tallahassee	W	6-0
---------	-------------	---	-----

NORTHEASTERN ILLINOIS: 1-0

Neutral: FSU leads 1-0

5/23/96	Stanford, Calif. ¹	W	16-0
---------	-------------------------------	---	------

NORTHERN ILLINOIS: 1-0

At Florida State: FSU leads 1-0

4/8/71	Tallahassee	W	7-1
--------	-------------	---	-----



ALL-TIME RESULTS

NORTHERN IOWA: 7-0

At Florida State: FSU leads 7-0

3/19/91	Tallahassee	W	11-2
3/20/91	Tallahassee	W	9-0
3/21/91	Tallahassee	W	3-0
3/19/93	Tallahassee	W	6-0
3/20/93	Tallahassee	W	7-4
3/21/93	Tallahassee	W	5-2
3/13/01	Tallahassee	W	4-3

NORTHERN KENTUCKY: 1-0

At Florida State: FSU leads 1-0

3/17/80	Tallahassee	W	2-0
---------	-------------	---	-----

NOTRE DAME: 19-9

At Florida State: FSU leads 13-4

At Notre Dame: FSU leads 5-4

Neutral: Tied 1-1

3/31/56	Tallahassee	W	12-5
4/5/58	Tallahassee	W	5-2
4/6/58	Tallahassee	W	3-2
5/28/93	Tallahassee ¹	W	7-3
5/29/93	Tallahassee ⁴	L	3-4
1/30/98	Orlando, Fla.	L	1-10
6/7/02	Tallahassee ²	L	4-10
6/9/02	Tallahassee ²	W	12-5
6/10/02	Tallahassee ²	L	1-3
4/4/14	Tallahassee	W	87 (12)
4/6/14	Tallahassee	W	11-2
4/6/14	Tallahassee	W	4-3
4/10/15	Notre Dame	L	2-5
4/11/15	Notre Dame	L	1-4
4/12/15	Notre Dame	L	1-2
4/22/16	Tallahassee	W	12-6
4/23/16	Tallahassee	W	7-6 (12)
4/24/16	Tallahassee	W	11-6
3/24/17	Notre Dame	W	8-2
3/24/17	Notre Dame	W	8-3 (13)
3/25/17	Notre Dame	W	5-1
5/24/17	Louisville, Ky. ⁵	W	5-3 (12)
3/16/18	Tallahassee	L	7-8
3/17/18	Tallahassee	W	6-4
3/18/18	Tallahassee	W	7-5
3/23/19	Notre Dame	W	7-1
3/23/19	Notre Dame	L	3-12
3/24/19	Notre Dame	W	3-1 (10)

OAKLAND: 10-0

At Florida State: FSU leads 10-0

3/29/78	Tallahassee	W	15-6
3/29/78	Tallahassee	W	6-2
3/28/79	Tallahassee	W	13-4
3/28/79	Tallahassee	W	13-6
2/13/15	Tallahassee	W	7-3
2/14/15	Tallahassee	W	15-2
2/15/15	Tallahassee	W	5-1
3/3/17	Tallahassee	W	18-10
3/4/17	Tallahassee	W	12-1
3/5/17	Tallahassee	W	14-6

OGLETHORPE: 0-1

At Florida State: Oglethorpe leads 1-0

4/2/49	Tallahassee	L	5-7
--------	-------------	---	-----

OHIO: 1-1

At Florida State: Ohio leads 1-0

Neutral: FSU leads 1-0

6/16/70	Omaha, Neb. ³	W	2-0
3/24/74	Tallahassee	L	3-6

OHIO STATE: 6-3

At Florida State: FSU leads 4-1

Neutral: Tied 2-2

3/19/60	Tallahassee	L	7-13 (8)
6/7/65	Omaha, Neb. ³	L	1-2
3/22/71	Miami, Fla.	L	1-9
3/18/78	Tallahassee	W	3-2
3/19/78	Tallahassee	W	24-13
3/21/78	Tallahassee	W	7-4
5/29/82	Austin, Texas ¹	W	8-3
1/31/88	Orlando, Fla.	W	6-4
5/31/89	Tallahassee ²	W	37-6

OKLAHOMA: 2-1

At Florida State: FSU leads 1-0

Neutral: Tied 1-1

5/30/82	Austin, Texas ¹	L	5-6
6/2/95	Omaha, Neb. ³	W	3-2
5/23/98	Tallahassee ²	W	23-2

OKLAHOMA STATE: 1-0

Neutral: FSU leads 1-0

6/7/86	Omaha, Neb. ³	W	6-5
--------	--------------------------	---	-----

OLD DOMINION: 2-0

At Florida State: FSU leads 1-0

Neutral: FSU leads 1-0

4/5/88	Norfolk, Va.	W	6-5
5/27/95	Tallahassee ²	W	7-2

OLE MISS: 7-1

At Florida State: FSU leads 7-0

Neutral: Ole Miss leads 1-0

3/30/49	Tallahassee	W	7-3
3/31/49	Tallahassee	W	6-5
3/23/66	Tallahassee	W	9-8
3/24/66	Tallahassee	W	9-4
3/25/66	Tallahassee	W	11-10
3/26/66	Tallahassee	W	5-3
6/3/72	Gastonia, N.C. ¹	L	3-8
5/28/85	Tallahassee ²	W	13-1

OLIVET: 2-0

At Florida State: FSU leads 2-0

3/19/77	Tallahassee	W	23-0
3/19/77	Tallahassee	W	16-1

ORAL ROBERTS: 3-0

At Florida State: FSU leads 3-0

2/20/04	Tallahassee	W	8-3
2/21/04	Tallahassee	W	6-4
2/22/04	Tallahassee	W	4-3

OREGON: 2-0

Neutral: FSU leads 2-0

6/5/10	Norwich, Conn. ¹	W	6-4
6/6/10	Norwich, Conn. ¹	W	5-3

OTTERBEIN: 7-0

At Florida State: FSU leads 7-0

3/26/76	Tallahassee	W	12-2
3/26/76	Tallahassee	W	10-3
3/21/80	Tallahassee	W	18-3
3/21/80	Tallahassee	W	15-6
3/19/81	Tallahassee	W	11-8
3/19/81	Tallahassee	W	9-4
3/19/82	Tallahassee	W	10-4

PACIFIC: 4-0

At Florida State: FSU leads 4-0

5/5/17	Tallahassee	W	9-8
5/6/17	Tallahassee	W	18-5
5/6/17	Tallahassee	W	5-3
5/7/17	Tallahassee	W	5-3

PARSONS: 0-2

At Florida State: Parsons leads 2-0

4/5/67	Tallahassee	L	0-10
4/6/67	Tallahassee	L	4-16

PENN STATE: 7-2

At Florida State: FSU leads 7-1

Neutral: Penn State leads 1-0

6/8/57	Omaha, Neb. ³	L	0-7
3/24/67	Tallahassee	W	9-3
3/26/67	Tallahassee	L	6-7
3/23/68	Tallahassee	W	10-5
3/26/68	Tallahassee	W	7-2
3/25/69	Tallahassee	W	4-3
3/26/69	Tallahassee	W	8-1
3/27/69	Tallahassee	W	6-0
3/28/69	Tallahassee	W	8-4

PENSACOLA NAS: 3-0

At Florida State: FSU leads 1-0

At Pensacola NAS: FSU leads 2-0

4/30/65	Pensacola	W	10-1
5/1/65	Pensacola	W	12-3 (7)
5/24/65	Tallahassee	W	10-2

PITT: 26-2

At Florida State: FSU leads 24-1

At Pitt: FSU leads 2-1

3/25/83	Tallahassee	W	7-4
3/26/83	Tallahassee	W	12-4
3/27/83	Tallahassee	W	13-0
3/19/84	Tallahassee	W	5-0
3/21/84	Tallahassee	W	21-1
3/21/84	Tallahassee	W	6-0
3/18/85	Tallahassee	W	6-5
3/19/85	Tallahassee	W	18-2
3/20/85	Tallahassee	W	9-7
3/17/86	Tallahassee	W	7-0
3/18/86	Tallahassee	W	10-2
3/19/86	Tallahassee	W	22-1
3/20/86	Tallahassee	W	17-1
3/3/00	Tallahassee	W	6-1
3/4/00	Tallahassee	W	12-0
3/5/00	Tallahassee	W	14-4
3/6/02	Tallahassee	W	7-2
3/9/02	Tallahassee	W	11-2
3/10/02	Tallahassee	W	15-3
4/17/15	Tallahassee	W	15-2
4/18/15	Tallahassee	W	10-6
4/18/15	Tallahassee	W	6-5
3/18/16	Pittsburgh	W	17-4
3/19/16	Pittsburgh	W	10-2
3/20/16	Pittsburgh	L	2-5
5/3/19	Tallahassee	L	0-10
5/4/19	Tallahassee	W	15-6
5/5/19	Tallahassee	W	12-6

PRESBYTERIAN: 2-0

At Florida State: FSU leads 2-0

3/5/13	Tallahassee	W	9-2
3/6/13	Tallahassee	W	10-4

ALL-TIME RESULTS



PROVIDENCE: 1-0

At Florida State: FSU leads 1-0

5/30/99	Tallahassee ¹	W	14-3
---------	--------------------------	---	------

PURDUE: 0-1

Neutral: Purdue leads 1-0

3/11/93	Daytona Beach, Fla.	L	1-11
---------	---------------------	---	------

RHODE ISLAND: 9-0

At Florida State: FSU leads 9-0

4/27/12	Tallahassee	W	17-6
4/28/12	Tallahassee	W	2-0
4/29/12	Tallahassee	W	6-5
2/15/13	Tallahassee	W	11-5
2/16/13	Tallahassee	W	6-2
2/17/13	Tallahassee	W	8-6 (11)
2/19/16	Tallahassee	W	19-1
2/20/16	Tallahassee	W	8-1
2/21/16	Tallahassee	W	23-4

RICE: 2-1

At Florida State: FSU leads 2-1

3/3/89	Tallahassee	L	3-4
3/4/89	Tallahassee	W	6-0
3/5/89	Tallahassee	W	3-0

RICHMOND: 23-0

At Florida State: FSU leads 23-0

Neutral: FSU leads 1-0

6/2/72	Gastonia, N.C. ¹	W	10-5
3/12/86	Tallahassee	W	12-4
3/13/86	Tallahassee	W	14-4
3/14/86	Tallahassee	W	16-1
3/15/86	Tallahassee	W	13-3
2/29/88	Tallahassee	W	7-1
3/1/88	Tallahassee	W	11-4
3/2/88	Tallahassee	W	6-1
3/7/89	Tallahassee	W	6-0
3/8/89	Tallahassee	W	12-3
3/9/89	Tallahassee	W	3-2 (13)
3/5/90	Tallahassee	W	7-1
3/6/90	Tallahassee	W	12-3
3/7/90	Tallahassee	W	13-1
3/12/91	Tallahassee	W	10-3
3/13/91	Tallahassee	W	6-2
3/14/91	Tallahassee	W	12-4
3/9/92	Tallahassee	W	2-1
3/10/92	Tallahassee	W	5-1
3/11/92	Tallahassee	W	8-2
5/10/19	Tallahassee	W	8-2
5/11/19	Tallahassee	W	11-1
5/12/19	Tallahassee	W	7-2 (7)

RIDER: 3-0

At Florida State: FSU leads 3-0

3/26/70	Tallahassee	W	8-1
3/27/74	Tallahassee	W	6-1
5/25/89	Tallahassee ²	W	13-7

RIPON: 2-0

At Florida State: FSU leads 2-0

3/16/81	Tallahassee	W	7-1
3/16/81	Tallahassee	W	12-1

ROLLINS: 12-11

At Florida State: Tied 6-6

At Rollins: FSU leads 6-5

4/9/48	Tallahassee	L	5-20
4/10/48	Tallahassee	L	5-8
5/21/48	Winter Park, Fla.	L	5-8
5/22/48	Winter Park, Fla.	L	2-8
3/31/50	Tallahassee	L	2-14
4/1/50	Tallahassee	L	4-6
4/5/51	Winter Park, Fla.	W	9-3
4/6/51	Winter Park, Fla.	W	9-2
5/9/52	Tallahassee	W	2-1
5/10/52	Tallahassee	L	2-9
4/3/53	Winter Park, Fla.	L	0-4
4/4/53	Winter Park, Fla.	L	2-4
4/12/55	Winter Park, Fla.	W	7-2 (8)
4/13/55	Winter Park, Fla.	L	3-9
5/11/56	Tallahassee	L	7-9
5/12/56	Tallahassee	W	9-0
5/2/57	Winter Park, Fla.	W	5-0
5/9/58	Tallahassee	W	7-1
5/10/58	Tallahassee	W	7-6
3/4/72	Winter Park, Fla.	W	2-0
3/5/72	Winter Park, Fla.	W	11-6
4/5/73	Tallahassee	W	12-0
4/6/73	Tallahassee	W	5-0

ROSE-HULMAN TECH: 4-0

At Florida State: FSU leads 4-0

3/6/78	Tallahassee	W	17-0
3/6/78	Tallahassee	W	6-5
3/7/78	Tallahassee	W	7-3
3/7/78	Tallahassee	W	13-1

RUTGERS: 2-0

At Florida State: FSU leads 2-0

3/31/66	Tallahassee	W	18-10
5/31/03	Tallahassee ¹	W	17-7

SAMFORD: 21-2

At Florida State: FSU leads 21-2

2/14/85	Tallahassee	W	14-7
2/15/85	Tallahassee	W	18-10
3/13/85	Tallahassee	L	2-5
3/14/85	Tallahassee	W	20-4
2/18/86	Tallahassee	W	9-6
2/19/86	Tallahassee	W	9-1
3/10/86	Tallahassee	W	19-2
3/11/86	Tallahassee	W	15-5
2/16/87	Tallahassee	W	15-1
2/17/87	Tallahassee	W	9-1 (8)
2/17/87	Tallahassee	W	4-1
2/18/87	Tallahassee	W	7-2
3/11/88	Tallahassee	W	19-3
3/12/88	Tallahassee	W	12-3
3/13/88	Tallahassee	W	7-2
3/14/89	Tallahassee	W	18-2
3/15/89	Tallahassee	W	14-0
6/2/12	Tallahassee ¹	W	8-1
6/3/12	Tallahassee ¹	W	5-2
2/24/17	Tallahassee	W	16-3
2/25/17	Tallahassee	W	8-0
2/26/17	Tallahassee	W	13-4
6/11/18	Tallahassee ¹	L	6-7

SAM HOUSTON STATE: 2-0

At Florida State: FSU leads 2-0

6/10/17	Tallahassee ²	W	7-6
6/11/17	Tallahassee ²	W	19-0

SANTA CLARA: 1-1

Neutral: Tied 1-1

6/11/62	Omaha, Neb. ²	W	5-1
6/14/62	Omaha, Neb. ²	L	6-11

SAVANNAH STATE: 7-1

At Florida State: FSU leads 7-1

4/28/06	Tallahassee	W	11-0
4/29/06	Tallahassee	W	9-2
4/30/06	Tallahassee	L	2-10
5/9/08	Tallahassee	W	23-4 (7)
5/10/08	Tallahassee	W	19-2 (7)
5/11/08	Tallahassee	W	24-4 (7)
5/12/08	Tallahassee	W	10-0 (7)
5/31/13	Tallahassee ¹	W	10-0

SETON HALL: 0-1

Neutral: Seton Hall leads 1-0

6/8/75	Omaha, Neb. ²	L	0-11
--------	--------------------------	---	------

SIENA: 9-0

At Florida State: FSU leads 8-0

Neutral: FSU leads 1-0

3/8/00	Daytona Beach, Fla.	W	9-2
2/22/02	Tallahassee	W	10-2
2/28/02	Tallahassee	W	5-4 (10)
3/4/03	Tallahassee	W	13-8
3/5/03	Tallahassee	W	14-5
3/6/03	Tallahassee	W	6-1
3/2/07	Tallahassee	W	14-4
3/3/07	Tallahassee	W	8-3
3/4/07	Tallahassee	W	22-3

SOUTH ALABAMA: 37-27-1

At Florida State: FSU leads 26-14-1

At South Alabama: South Alabama leads 12-11

Neutral: South Alabama leads 1-0

5/17/69	Tallahassee	W	5-4
5/17/69	Tallahassee	W	4-0
4/10/70	Mobile	W	8-4
4/11/70	Mobile	W	4-0
4/11/70	Mobile	W	11-0
4/24/70	Tallahassee	W	9-0
4/25/70	Tallahassee	L	3-5
4/25/70	Tallahassee	T	2-2
4/24/71	Tallahassee	W	9-7
4/24/71	Tallahassee	L	4-5
4/25/71	Tallahassee	W	9-4
5/9/71	Mobile	W	7-3
5/9/71	Mobile	L	2-3
4/22/72	Tallahassee	L	2-5
4/22/72	Tallahassee	L	2-9
4/23/72	Tallahassee	L	4-6
5/13/72	Mobile	W	3-1
5/13/72	Mobile	W	6-4
5/14/72	Mobile	L	0-10
6/1/72	Gastonia, N.C. ¹	L	5-6
4/8/73	Tallahassee	L	3-11
4/8/73	Tallahassee	W	4-3
5/12/73	Mobile	L	5-8
5/12/73	Mobile	L	3-4
5/13/73	Mobile	L	2-3
4/8/75	Tallahassee	W	4-2
4/8/75	Tallahassee	L	4-8
4/9/75	Tallahassee	W	5-4
5/7/75	Mobile	W	7-1
4/17/76	Mobile	W	9-4
4/17/76	Mobile	L	0-1
4/18/76	Mobile	L	2-3
4/24/76	Tallahassee	W	21-6
3/26/78	Mobile	L	5-16
3/26/78	Mobile	L	2-9



ALL-TIME RESULTS

4/4/78	Tallahassee	W	5-4
4/4/78	Tallahassee	W	7-3
5/27/83	Tallahassee ¹	W	8-2
4/19/84	Tallahassee	L	4-12
4/20/84	Tallahassee	L	3-9
4/30/84	Mobile	L	7-8
3/27/85	Tallahassee	W	15-12
5/2/85	Mobile	W	8-0
5/3/85	Mobile	W	12-10
3/24/86	Tallahassee	L	5-12
3/25/86	Tallahassee	W	13-8
3/26/86	Tallahassee	W	14-4
3/27/86	Tallahassee	W	13-9
3/19/87	Mobile	L	3-7
4/16/87	Tallahassee	W	9-4
5/23/87	Tallahassee ¹	W	12-3
5/24/87	Tallahassee ¹	L	3-6
5/24/87	Tallahassee ¹	W	9-2
4/6/88	Mobile	W	11-7
4/22/88	Tallahassee	W	13-11
4/5/90	Tallahassee	W	3-2
4/2/91	Mobile	L	5-6 (15)
5/26/95	Tallahassee ¹	W	7-2
4/16/02	Tallahassee	L	5-6 (10)
5/31/03	Tallahassee ¹	L	6-8
6/1/03	Tallahassee ¹	W	13-5
6/1/03	Tallahassee ¹	W	12-2
5/16/06	Tallahassee	L	27 (11)
4/16/13	Tallahassee	W	2-0
6/5/16	Tallahassee ¹	W	18-6

SOUTH CAROLINA: 19-10

At Florida State: FSU leads 12-6

At South Carolina: FSU leads 5-4

Neutral: FSU leads 2-0

4/4/69	Tallahassee	W	4-3
3/26/74	Tallahassee	L	1-4
3/26/74	Tallahassee	L	0-1
3/20/81	Tallahassee	W	9-8
3/21/81	Tallahassee	L	5-8
3/22/81	Tallahassee	W	12-6
4/17/81	Columbia	W	7-5
4/19/81	Columbia	L	3-9
5/10/84	Tallahassee ¹	L	3-4
5/13/84	Tallahassee ¹	W	11-10
5/11/85	Tallahassee ¹	W	7-5
5/12/85	Tallahassee ¹	W	11-5
5/10/86	Tallahassee ¹	L	5-8
5/11/86	Tallahassee ¹	W	3-0
5/11/86	Tallahassee ¹	W	7-2
5/15/87	Columbia ¹	W	9-5
5/20/88	Tallahassee ¹	W	9-3
5/21/88	Tallahassee ¹	W	9-1
3/17/89	Columbia	W	6-5
3/18/89	Columbia	L	3-4
3/19/89	Columbia	L	4-5 (10)
4/20/90	Tallahassee	W	9-6
4/21/90	Tallahassee	L	5-6
4/22/90	Tallahassee	W	6-3
4/5/91	Columbia	W	4-2
4/6/91	Columbia	W	7-3
4/7/91	Columbia	L	4-9
5/16/91	Salem, Va. ¹	W	17-0
5/18/91	Salem, Va. ¹	W	10-9 (10)

SE LOUISIANA: 1-1

At Florida State: Tied 1-1

3/27/53	Tallahassee	L	1-6
3/28/53	Tallahassee	W	5-4

SOUTHEAST MISSOURI ST: 3-0

At Florida State: FSU leads 3-0

3/8/84	Tallahassee	W	19-2
3/12/84	Tallahassee	W	15-3
3/13/84	Tallahassee	W	13-3

SOUTHERN: 2-0

At Florida State: FSU leads 2-0

2/22/82	Tallahassee	W	12-10
2/23/82	Tallahassee	W	21-6

SOUTHERN ILLINOIS: 6-1

At Florida State: FSU leads 6-1

3/29/68	Tallahassee	W	6-0
3/30/68	Tallahassee	W	8-4
4/1/68	Tallahassee	W	5-3
3/28/69	Tallahassee	L	0-1
3/29/69	Tallahassee	W	3-1
3/29/69	Tallahassee	W	5-4
3/27/70	Tallahassee	W	6-1

SOUTHERN MISS: 38-12

At Florida State: FSU leads 24-3

At Southern Miss: FSU leads 11-8

Neutral: FSU leads 3-1

2/27/82	Tallahassee	W	16-7
2/28/82	Tallahassee	W	20-1
2/12/83	Tallahassee	W	4-2
2/12/83	Tallahassee	W	8-4
5/12/83	Tallahassee ¹	W	14-7
3/13/84	Tallahassee	W	7-5
3/14/84	Tallahassee	L	8-9
3/15/84	Tallahassee	W	12-6
5/1/84	Hattiesburg	W	9-3
5/2/84	Hattiesburg	W	11-2
5/3/84	Hattiesburg	W	16-6
2/16/85	Tallahassee	W	20-1
2/16/85	Tallahassee	W	10-4
2/17/85	Tallahassee	W	24-3
3/23/85	Hattiesburg	W	17-6
3/23/85	Hattiesburg	W	6-0
3/24/85	Hattiesburg	L	4-6
2/15/86	Tallahassee	W	7-6
2/15/86	Tallahassee	W	2-0
2/16/86	Tallahassee	W	14-6
3/22/86	Hattiesburg	L	1-5
3/22/86	Hattiesburg	W	2-0
3/23/86	Hattiesburg	W	13-9
2/28/87	Tallahassee	W	7-2
2/28/87	Tallahassee	W	10-4
3/1/87	Tallahassee	L	8-11
3/21/87	Hattiesburg	L	1-3
3/21/87	Hattiesburg	W	4-2
3/22/87	Hattiesburg	W	13-9
5/16/87	Columbia, S.C. ¹	W	5-1
2/26/88	Tallahassee	W	6-3
2/27/88	Tallahassee	W	18-11
2/28/88	Tallahassee	L	5-6
3/19/88	Hattiesburg	L	1-2 (7)
3/19/88	Hattiesburg	L	4-5
3/20/88	Hattiesburg	L	7-9
3/31/89	Tallahassee	W	10-2
4/1/89	Tallahassee	W	6-2
4/2/89	Tallahassee	W	7-2
5/19/89	Columbia, S.C. ¹	W	14-7
5/20/89	Columbia, S.C. ¹	W	6-5 (12)
3/23/90	Hattiesburg	W	7-0
3/24/90	Hattiesburg	L	3-6
3/25/90	Hattiesburg	L	3-6
5/19/90	Hattiesburg ¹	W	8-1
3/22/91	Tallahassee	W	8-4
3/23/91	Tallahassee	W	5-0
3/24/91	Tallahassee	W	6-4

5/17/91	Salem, Va. ¹	L	1-3
6/4/16	Tallahassee ¹	W	7-2

SPRINGFIELD COLLEGE: 4-0

At Florida State: FSU leads 4-0

3/21/67	Tallahassee	W	3-1
3/22/67	Tallahassee	W	6-5
3/25/68	Tallahassee	W	10-9
3/27/68	Tallahassee	W	18-0

SPRINGHILL: 4-0

At Florida State: FSU leads 2-0

At Spring Hill: FSU leads 2-0

4/4/66	Tallahassee	W	18-3
4/5/66	Tallahassee	W	13-0
4/26/66	Mobile, Ala.	W	3-2
4/27/66	Mobile, Ala.	W	14-2

ST. BONAVENTURE: 1-0

Neutral: FSU leads 1-0

3/11/97	Daytona Beach, Fla.	W	12-6
---------	---------------------	---	------

ST. FRANCIS (IL): 3-1

At Florida State: FSU leads 3-1

3/13/79	Tallahassee	W	4-1
3/13/79	Tallahassee	L	2-5
3/15/79	Tallahassee	W	14-5
3/15/79	Tallahassee	W	8-1

ST. JOHN'S: 2-1

At Florida State: FSU leads 2-1

3/4/16	Tallahassee	W	16-4
3/5/16	Tallahassee	W	9-2
3/6/16	Tallahassee	L	1-5

ST. JOSEPH'S: 14-0

At Florida State: FSU leads 12-0

Neutral: FSU leads 2-0

3/6/72	Tallahassee	W	14-1
3/7/72	Tallahassee	W	12-6
3/8/72	Tallahassee	W	8-1
3/10/73	Tallahassee	W	9-0
3/11/73	Tallahassee	W	9-4
3/11/98	Daytona Beach, Fla.	W	16-1
3/7/00	Daytona Beach, Fla.	W	15-2
3/6/01	Tallahassee	W	16-4
3/7/01	Tallahassee	W	6-0
3/11/03	Tallahassee	W	11-5
3/12/03	Tallahassee	W	14-0
2/18/05	Tallahassee	W	12-1
2/19/05	Tallahassee	W	11-1
2/20/05	Tallahassee	W	10-7

ST. LEO: 29-4

At Florida State: FSU leads 21-1

At St. Leo: FSU leads 8-3

3/9/69	Dade City, Fla.	L	2-3
4/24/69	Tallahassee	W	6-2
3/13/70	Tallahassee	W	6-1
3/14/70	Tallahassee	W	5-4
4/19/70	Dade City, Fla.	W	8-3
3/5/71	Tallahassee	W	9-8
3/6/71	Tallahassee	W	7-6
3/24/71	Dade City, Fla.	W	14-2
3/23/72	Dade City, Fla.	W	8-7
4/14/72	Tallahassee	W	12-10
4/15/72	Tallahassee	W	15-1
3/27/73	Dade City, Fla.	W	7-4
4/13/73	Tallahassee	W	3-0
4/14/73	Tallahassee	W	11-0
2/26/75	Dade City, Fla.	W	10-0

ALL-TIME RESULTS



2/26/75	Dade City, Fla.	W	10-4
3/20/75	Tallahassee	W	4-0
3/20/75	Tallahassee	W	7-2
3/20/76	Tallahassee	W	8-0
3/21/76	Tallahassee	W	7-1
2/26/77	Tallahassee	W	9-2
4/15/77	Tallahassee	W	9-1
4/15/77	Tallahassee	W	9-5
3/11/78	Tallahassee	W	11-6
3/12/78	Tallahassee	W	7-3
4/2/78	Dade City, Fla.	W	8-4
4/2/78	Dade City, Fla.	L	3-4
3/10/79	Tallahassee	W	18-2
3/11/79	Tallahassee	W	5-2
4/1/79	Dade City, Fla.	W	11-5
4/1/79	Dade City, Fla.	L	1-5
2/28/85	Tallahassee	W	16-2
5/6/98	Tallahassee	L	8-11

ST. LOUIS: 1-1

At Florida State: FSU leads 1-0

Neutral: St. Louis leads 1-0

6/9/65	Omaha, Neb. ³	L	3-5
5/14/81	Tallahassee ³	W	15-3

ST. THOMAS: 4-0

At Florida State: FSU leads 2-0

At St. Thomas: FSU leads 2-0

2/22/76	Miami, Fla.	W	9-4
2/22/76	Miami, Fla.	W	8-5
3/9/78	Tallahassee	W	10-7
3/10/76	Tallahassee	W	17-6

ST. XAVIER: 2-0

At Florida State: FSU leads 2-0

3/22/82	Tallahassee	W	11-0
3/28/83	Tallahassee	W	7-4

STANFORD: 11-9

At Florida State: FSU leads 6-3

At Stanford: Stanford leads 4-3

Neutral: Tied 2-2

5/23/92	Tallahassee ²	W	9-4
5/25/96	Palo Alto, Calif. ¹	W	5-4
6/14/99	Omaha, Neb. ³	L	6-10
6/17/99	Omaha, Neb. ³	W	8-6
6/18/99	Omaha, Neb. ³	W	14-11 (13)
2/11/00	Tallahassee	W	11-4
2/12/00	Tallahassee	L	6-8
2/13/00	Tallahassee	W	13-1
2/9/01	Palo Alto, Calif.	L	2-6
2/10/01	Palo Alto, Calif.	L	2-5
2/11/01	Palo Alto, Calif.	L	2-8
2/8/02	Tallahassee	L	3-9
2/9/02	Tallahassee	L	11-15
2/10/02	Tallahassee	W	7-6
2/7/03	Palo Alto, Calif.	L	1-2
2/8/03	Palo Alto, Calif.	W	4-3
2/9/03	Palo Alto, Calif.	W	10-8
6/14/08	Omaha, Neb. ³	L	5-16
6/8/12	Tallahassee ²	W	17-1
6/10/12	Tallahassee ²	W	18-7

STETSON: 65-24

At Florida State: FSU leads 40-11

At Stetson: FSU leads 25-13

4/22/49	DeLand, Fla.	W	10-1
4/23/49	DeLand, Fla.	L	8-9
5/13/49	Tallahassee	L	2-4
5/14/49	Tallahassee	W	4-2
4/14/50	DeLand, Fla.	L	0-5
4/15/50	DeLand, Fla.	W	8-7
5/19/50	Tallahassee	W	15-10

5/20/50	Tallahassee	W	9-4
4/20/51	DeLand, Fla.	L	0-3
4/21/51	DeLand, Fla.	L	2-3
5/18/51	Tallahassee	W	8-2
5/19/51	Tallahassee	L	5-7
4/11/52	DeLand, Fla.	L	2-7
4/12/52	DeLand, Fla.	W	11-10
5/16/52	Tallahassee	W	4-2
4/10/53	DeLand, Fla.	W	14-7
4/11/53	DeLand, Fla.	W	8-2
5/1/53	Tallahassee	L	0-1
5/2/53	Tallahassee	W	9-6
4/12/54	Tallahassee	W	4-4
4/13/54	Tallahassee	L	4-8 (5)
4/24/54	DeLand, Fla.	L	3-7
4/24/54	DeLand, Fla.	L	0-3
4/4/55	Tallahassee	L	7-8
4/5/55	Tallahassee	W	16-2
5/6/55	DeLand, Fla.	W	6-4
5/7/55	DeLand, Fla.	W	14-5
4/20/56	Tallahassee	W	8-1
4/21/56	Tallahassee	W	23-2
3/22/57	DeLand, Fla.	W	15-0
3/23/57	DeLand, Fla.	L	2-3
5/2/58	DeLand, Fla.	W	4-2
5/3/58	DeLand, Fla.	W	9-1
3/23/59	Tallahassee	W	17-0
3/24/59	Tallahassee	W	21-12
3/24/70	DeLand, Fla.	W	1-0
4/30/71	Tallahassee	W	2-0
5/1/71	Tallahassee	W	1-0
3/2/72	DeLand, Fla.	W	6-3
3/17/72	DeLand, Fla.	W	7-1
5/17/73	Tallahassee	L	6-7
5/18/73	Tallahassee	L	4-5
4/17/75	Tallahassee	W	6-2
4/18/75	Tallahassee	W	5-3
3/23/76	Tallahassee	W	8-0
3/23/76	Tallahassee	W	10-4
3/29/76	DeLand, Fla.	L	10-11
3/30/76	DeLand, Fla.	L	5-9
3/26/79	Tallahassee	L	9-14
5/24/84	Tallahassee ¹	L	7-10
5/25/88	Tallahassee ¹	W	10-3
5/28/88	Tallahassee ¹	L	2-7
5/22/92	Tallahassee ¹	W	2-0
5/31/02	Tallahassee ¹	W	11-8
2/22/05	DeLand, Fla.	W	5-4
2/23/05	DeLand, Fla.	W	9-5
5/10/05	Tallahassee	W	7-6
5/11/05	Tallahassee	W	8-4
6/3/07	Tallahassee ¹	W	17-1
3/25/08	Tallahassee	W	11-1
3/26/08	Tallahassee	W	19-3
4/29/08	DeLand, Fla.	W	13-3
4/30/08	DeLand, Fla.	W	6-3
3/24/10	Tallahassee	W	14-7
5/12/10	DeLand, Fla.	W	6-2
3/23/11	Tallahassee	L	4-6 (11)
5/10/11	DeLand, Fla.	W	13-1
3/20/12	Tallahassee	W	17-8
3/21/12	Tallahassee	W	9-1
5/8/12	DeLand, Fla.	W	9-1
5/9/12	DeLand, Fla.	L	5-6
3/19/13	Tallahassee	W	5-3
3/20/13	Tallahassee	W	14-1
5/7/13	DeLand, Fla.	W	13-5
5/8/13	DeLand, Fla.	W	14-2
4/22/14	Tallahassee	W	4-0
4/23/14	Tallahassee	W	13-3
5/6/14	DeLand, Fla.	W	9-4
4/21/15	Tallahassee	W	6-1
5/5/15	DeLand, Fla.	W	3-1
4/9/16	Tallahassee	W	8-5
4/20/16	Tallahassee	W	8-6
4/19/17	Tallahassee	W	7-3
4/25/17	DeLand, Fla.	W	11-5
4/17/18	Tallahassee	W	4-0

4/18/18	Tallahassee	W	18-10
4/24/18	DeLand, Fla.	L	3-5
4/23/19	Tallahassee	W	9-8
4/24/19	Tallahassee	W	10-4
5/8/19	DeLand, Fla.	L	0-1

STONY BROOK: 1-0

Neutral: FSU leads 1-0

6/17/12	Omaha, Neb. ³	W	12-2
---------	--------------------------	---	------

TAMPA: 25-4-1

At Florida State: FSU leads 19-0

At Tampa: FSU leads 6-4-1

4/23/49	Tallahassee	W	8-7
4/30/49	Tallahassee	W	7-4
4/21/50	Tallahassee	W	7-6
4/22/50	Tallahassee	W	12-3
5/5/50	Tampa	W	10-1
5/6/50	Tampa	L	7-9
4/14/52	Tampa	W	7-4
4/15/52	Tampa	L	0-4
4/18/52	Tallahassee	W	16-11
4/19/52	Tallahassee	W	13-3
4/6/53	Tampa	T	8-8
4/7/53	Tampa	L	1-4
4/30/54	Tallahassee	W	13-1
5/1/54	Tallahassee	W	7-2
4/27/59	Tallahassee	W	19-1
3/6/67	Tampa	W	14-0
5/9/67	Tallahassee (forfeit)	W	1-0
5/10/67	Tallahassee (forfeit)	W	1-0
3/3/73	Tampa	W	6-2
3/4/73	Tampa	W	4-0
4/15/73	Tallahassee	W	10-2
4/16/73	Tallahassee	W	8-4
3/20/74	Tampa	L	5-6
3/21/74	Tampa	W	9-5
4/10/74	Tallahassee	W	7-4
4/11/74	Tallahassee	W	11-1
3/29/75	Tallahassee	W	4-3
3/29/75	Tallahassee	W	10-2
2/16/84	Tallahassee	W	9-5
2/17/84	Tallahassee	W	7-6

TCU: 0-2

Neutral: TCU leads 2-0

6/19/10	Omaha, Neb. ³	L	1-8
6/23/10	Omaha, Neb. ³	L	7-11

TENNESSEE: 7-4

At Florida State: FSU leads 7-3

Neutral: Tennessee leads 1-0

3/14/51	Tallahassee	W	10-9
3/20/54	Tallahassee	W	7-4
3/21/64	Tallahassee	W	15-7
3/18/66	Tallahassee	L	7-8
3/19/66	Tallahassee	W	8-6
3/22/74	Tallahassee	L	4-7
3/23/74	Tallahassee	L	0-2
2/1/98	Orlando, Fla.	L	3-5
2/2/07	Tallahassee	W	9-2
2/3/07	Tallahassee	W	4-0
2/4/07	Tallahassee	W	19-7

TENNESSEE-MARTIN: 2-0

At Florida State: FSU leads 2-0

3/22/79	Tallahassee	W	4-1
3/22/79	Tallahassee	W	10-4



ALL-TIME RESULTS

TENNESSEE TECH: 4-1

At Florida State: FSU leads 4-1

3/21/83	Tallahassee	W	4-3
3/22/83	Tallahassee	W	12-2
3/22/84	Tallahassee	W	7-3
6/2/17	Tallahassee ¹	L	1-3
6/4/17	Tallahassee ¹	W	5-3

TEXAS: 3-4

At Florida State: Texas leads 2-0

Neutral: FSU leads 3-2

6/8/65	Omaha, Neb. ³	W	3-2
6/15/70	Omaha, Neb. ³	L	1-5
6/17/70	Omaha, Neb. ³	W	11-2
6/3/87	Omaha, Neb. ³	L	4-6 (10)
6/12/00	Omaha, Neb. ³	W	6-2
6/8/03	Tallahassee ²	L	3-8
6/9/03	Tallahassee ²	L	5-6

TEXAS A&M: 3-3

At Florida State: Tied 2-2

Neutral: Tied 1-1

5/23/86	Tallahassee ¹	W	12-8
2/29/92	Minneapolis, Minn.	L	1-9
6/12/99	Omaha, Neb. ³	W	7-3
6/11/11	Tallahassee ²	L	2-6
6/12/11	Tallahassee ²	W	23-9
6/13/11	Tallahassee ²	L	2-11

TEXAS TECH: 1-2

At Florida State: Tied 1-1

Neutral: Texas Tech leads 1-0

4/5/16	Tallahassee	W	10-1
4/6/16	Tallahassee	L	4-8
6/19/19	Omaha, Neb. ³	L	1-4

TOLEDO: 1-0

At Florida State: FSU leads 1-0

3/9/16	Tallahassee	W	3-2
--------	-------------	---	-----

TROY: 19-2

At Florida State: FSU leads 18-0

At Troy: Troy leads 2-1

4/28/48	Troy, Ala.	L	2-3
5/27/48	Tallahassee	W	6-5
3/27/74	Tallahassee	W	11-2
3/27/74	Tallahassee	W	9-2
3/29/77	Tallahassee	W	8-0
3/30/77	Tallahassee	W	6-2
2/28/79	Tallahassee	W	6-4
2/28/79	Tallahassee	W	12-0
2/27/80	Tallahassee	W	5-3
2/27/80	Tallahassee	W	11-9
4/29/80	Troy, Ala.	L	3-5
4/29/80	Troy, Ala.	W	12-3
5/25/95	Tallahassee ¹	W	18-3
2/12/99	Tallahassee	W	17-3
2/13/99	Tallahassee	W	21-1
2/14/99	Tallahassee	W	10-2
6/1/13	Tallahassee ¹	W	11-0
6/2/13	Tallahassee ¹	W	11-4
2/23/18	Tallahassee	W	7-3
2/24/18	Tallahassee	W	6-5
2/25/18	Tallahassee	W	9-4

TULANE: 40-18

At Florida State: FSU leads 27-7

At Tulane: Tied 10-10

Neutral: FSU leads 3-1

3/27/67	Tallahassee	W	10-6
3/28/67	Tallahassee	W	5-1
4/21/67	New Orleans, La.	W	8-5
4/22/67	New Orleans, La.	W	7-5
3/24/69	New Orleans, La.	W	5-0
3/24/69	New Orleans, La.	L	0-1
5/13/77	Memphis, Tenn. ⁴	W	12-4
5/15/77	Memphis, Tenn. ⁴	L	3-4
5/15/77	Memphis, Tenn. ⁴	W	11-1
3/3/78	Tallahassee	W	6-1
3/3/78	Tallahassee	L	3-8
3/25/78	New Orleans, La.	L	0-4
3/25/78	New Orleans, La.	W	3-0
5/12/78	Tallahassee ⁶	W	3-2
3/14/79	Tallahassee	W	7-3
3/14/79	Tallahassee	W	9-2
5/12/79	Tallahassee ⁶	L	5-10
5/13/79	Tallahassee ⁶	L	2-5
3/24/80	New Orleans, La.	L	2-3
5/10/80	Tallahassee ⁶	W	12-5
4/4/81	New Orleans, La.	W	15-9
4/4/81	New Orleans, La.	L	3-11
4/5/81	New Orleans, La.	L	4-15
5/16/81	Tallahassee ⁴	L	2-6
5/17/81	Tallahassee ⁴	W	22-4
5/17/81	Tallahassee ⁴	W	15-5
4/17/82	Tallahassee	L	6-8
4/17/82	Tallahassee	W	4-3
4/18/82	Tallahassee	W	8-6
5/16/82	Tallahassee ⁴	L	7-11
5/7/83	New Orleans, La.	L	5-6
5/7/83	New Orleans, La.	L	6-8
5/8/83	New Orleans, La.	W	10-6
5/14/83	Tallahassee ⁴	W	4-2
5/15/83	Tallahassee ⁴	W	9-6
4/27/84	Tallahassee	W	17-4
4/29/84	Tallahassee	W	8-4
4/29/84	Tallahassee	L	0-1
5/11/84	Tallahassee ⁴	W	4-2
4/5/85	Tallahassee	W	9-6
4/6/85	Tallahassee	W	4-1
4/6/85	Tallahassee	W	9-4
5/4/85	New Orleans, La.	W	9-3
5/4/85	New Orleans, La.	W	5-2
5/5/85	New Orleans, La.	L	8-9
4/5/86	Tallahassee	W	7-5
4/6/86	Tallahassee	W	4-2
2/21/87	New Orleans, La.	W	9-5
5/27/88	Tallahassee ¹	W	8-6
4/6/90	Tallahassee	W	5-0
4/7/90	Tallahassee	W	9-3
4/8/90	Tallahassee	W	12-11
5/16/90	Hattiesburg, Miss. ⁴	W	4-1
3/2/91	New Orleans, La.	W	3-0
4/28/91	New Orleans, La.	L	10-11
4/28/91	New Orleans, La.	L	1-2
6/1/08	Tallahassee ¹	W	17-8
6/2/08	Tallahassee ¹	W	16-7

UAB: 2-0

At Florida State: FSU leads 2-0

3/17/88	Tallahassee	W	10-4
6/1/12	Tallahassee ¹	W	2-1

UCF: 37-7

At Florida State: FSU leads 25-5

At UCF: FSU leads 9-2

Neutral: FSU leads 1-0

3/7/85	Orlando	W	6-2
3/8/85	Orlando	L	5-6
4/8/85	Tallahassee	W	6-3
4/9/85	Tallahassee	W	12-0
4/10/85	Tallahassee	W	19-6
4/1/86	Tallahassee	W	15-12
4/2/86	Tallahassee	W	8-3
4/26/86	Orlando	W	3-1
3/24/87	Tallahassee	W	12-4
3/25/87	Tallahassee	W	4-3
4/23/87	Orlando	L	5-8
5/1/88	Tallahassee	W	8-1
5/1/88	Tallahassee	W	2-1
5/3/88	Orlando	W	11-3
3/10/93	Daytona Beach, Fla.	W	7-5
5/23/97	Tallahassee ¹	W	16-2
5/23/00	Tallahassee ¹	L	8-9
5/28/00	Tallahassee ¹	W	6-1
5/28/00	Tallahassee ¹	W	8-1
6/1/02	Tallahassee ¹	W	7-3
6/5/04	Tallahassee ¹	W	3-2
6/6/04	Tallahassee ¹	L	5-7
6/6/04	Tallahassee ¹	W	19-3
5/6/11	Tallahassee	W	8-0
5/7/11	Tallahassee	L	10-14
5/8/11	Tallahassee	W	6-1
3/6/12	Orlando	W	7-6
3/7/12	Orlando	W	1-0
5/3/13	Tallahassee	W	4-2
5/4/13	Tallahassee	W	6-1
5/5/13	Tallahassee	W	5-4
3/11/14	Orlando	W	11-10
3/12/14	Orlando	W	18-1
5/13/14	Tallahassee	L	3-8
3/10/15	Tallahassee	W	11-8
3/11/15	Tallahassee	W	15-11
3/22/16	Tallahassee	W	7-2
3/23/16	Tallahassee	W	5-4 (11)
3/7/17	Orlando	W	5-2
3/8/17	Orlando	W	5-0
6/3/17	Tallahassee ¹	W	6-1
3/20/18	Tallahassee	W	6-4
3/21/18	Tallahassee	W	13-3
3/19/19	Tallahassee	L	7-9

UCLA: 1-0

Neutral: FSU leads 1-0

6/19/12	Omaha, Neb. ³	W	4-1
---------	--------------------------	---	-----

UC SANTA BARBARA: 1-0

Neutral: FSU leads 1-0

5/24/96	Stanford, Calif. ¹	W	10-1
---------	-------------------------------	---	------

UNC-ASHEVILLE: 24-1

At Florida State: FSU leads 24-1

3/15/94	Tallahassee	W	3-0
3/16/94	Tallahassee	W	11-2
2/10/96	Tallahassee	W	4-2
2/11/96	Tallahassee	W	16-8
2/17/97	Tallahassee	W	11-2
2/2/97	Tallahassee	W	8-5
1/29/99	Tallahassee	W	9-2
1/30/99	Tallahassee	W	16-3
1/31/99	Tallahassee	W	11-3
2/27/04	Tallahassee	L	1-2
2/28/04	Tallahassee	W	8-0
2/29/04	Tallahassee	W	4-1
2/17/06	Tallahassee	W	10-0
2/18/06	Tallahassee	W	9-1

ALL-TIME RESULTS



2/19/06	Tallahassee	W	8-2
2/9/07	Tallahassee	W	17-8
2/10/07	Tallahassee	W	12-6
2/11/07	Tallahassee	W	15-1
3/4/08	Tallahassee	W	11-4
3/5/08	Tallahassee	W	10-5
4/21/09	Tallahassee	W	9-2
4/22/09	Tallahassee	W	11-10 (11)
3/2/18	Tallahassee	W	9-2
3/3/18	Tallahassee	W	4-3
3/4/18	Tallahassee	W	4-2

UNC-CHARLOTTE: 2-0

At Florida State: FSU leads 2-0

3/16/87	Tallahassee	W	9-1
3/17/87	Tallahassee	W	14-5

UNC-GREENSBORO: 4-0

At Florida State: FSU leads 4-0

3/4/97	Tallahassee	W	11-7
3/5/97	Tallahassee	W	16-0
3/3/98	Tallahassee	W	13-1
3/4/98	Tallahassee	W	13-4

UNC-WILMINGTON: 6-0

At Florida State: FSU leads 6-0

3/5/74	Tallahassee	W	5-4
3/6/74	Tallahassee	W	15-5
3/7/74	Tallahassee	W	10-4
2/27/15	Tallahassee	W	4-3
2/28/15	Tallahassee	W	5-3
3/1/15	Tallahassee	W	9-8

UNION: 5-0

At Florida State: FSU leads 5-0

3/5/70	Tallahassee	W	5-1
3/5/70	Tallahassee	W	6-2
3/3/71	Tallahassee	W	14-0
3/3/71	Tallahassee	W	5-0
3/4/71	Tallahassee	W	7-6

UNLV: 4-8

At UNLV: UNLV leads 8-2

Neutral: FSU leads 2-0

4/3/77	Honolulu, Hawaii	W	4-3
4/7/77	Honolulu, Hawaii	W	4-2
4/20/78	Las Vegas	L	4-16
4/21/78	Las Vegas	L	1-3
4/22/78	Las Vegas	L	6-9
4/23/78	Las Vegas	L	6-13
3/10/83	Las Vegas	W	7-2
3/11/83	Las Vegas	L	5-6
3/12/83	Las Vegas	W	14-11
3/6/84	Las Vegas	L	9-14
3/7/84	Las Vegas	L	1-3
3/8/84	Las Vegas	L	2-6

USC: 2-6

Neutral: USC leads 6-2

6/12/63	Omaha, Neb. ³	L	3-4
6/18/70	Omaha, Neb. ³	L	1-2 (15)
4/3/77	Honolulu, Hawaii	L	5-16
4/6/77	Honolulu, Hawaii	W	3-2
6/6/95	Omaha, Neb. ³	L	11-16
2/24/96	Anaheim, Calif.	L	8-10
6/10/00	Omaha, Neb. ³	L	4-6
6/14/00	Omaha, Neb. ³	W	3-2

USF: 71-16

At Florida State: FSU leads 43-5

At USF: FSU leads 27-11

Neutral: FSU leads 1-0

4/11/69	Tallahassee	W	7-3
4/12/69	Tallahassee	W	5-2
4/17/70	Tampa	W	7-0
4/18/70	Tampa	W	8-0
4/26/71	Tallahassee	W	10-6
4/27/71	Tallahassee	W	4-3
3/21/72	Tampa	L	3-4
3/22/72	Tampa	W	6-2
3/11/73	Tampa	W	11-5
3/2/73	Tampa	L	7-8
4/26/74	Tallahassee	W	2-1
4/27/74	Tallahassee	W	9-8
4/11/76	Tallahassee	W	4-0
4/11/76	Tallahassee	W	6-1
4/23/77	Tampa	W	5-0
4/24/77	Tampa	W	8-6
3/4/78	Tallahassee	W	7-4
3/5/78	Tallahassee	W	2-0
3/31/78	Tampa	W	5-1
4/1/78	Tampa	W	8-3
3/20/79	Tampa	W	6-4
3/21/79	Tampa	W	12-4
4/21/79	Tallahassee	W	3-1
4/22/79	Tallahassee	W	10-1
4/11/80	Tampa	W	12-0
4/12/80	Tampa	W	14-3
4/12/80	Tampa	W	3-1
4/25/80	Tallahassee	W	10-4
4/26/80	Tallahassee	W	17-0
4/26/80	Tallahassee	W	5-4
4/28/81	Tampa	L	0-2
4/22/81	Tampa	W	7-3
4/23/81	Tampa	W	7-6
4/25/81	Tallahassee	W	8-0
4/25/81	Tallahassee	W	8-2
4/26/81	Tallahassee	W	14-5
2/18/83	Tampa	L	10-11
2/19/83	Tampa	L	1-4
2/19/83	Tampa	W	5-2
4/1/83	Tallahassee	W	7-6
4/2/83	Tallahassee	W	9-4
4/3/83	Tallahassee	W	12-2
2/3/84	Miami, Fla.	W	7-6
2/10/84	Tampa	W	4-3
2/11/84	Tampa	W	10-6
2/12/84	Tampa	W	10-8
3/16/84	Tallahassee	W	3-2
3/17/84	Tallahassee	L	6-8
3/18/84	Tallahassee	L	3-6
2/9/85	Tallahassee	W	11-5
2/10/85	Tallahassee	W	8-2
3/9/85	Tampa	W	10-7
3/10/85	Tampa	L	5-6
3/1/86	Tallahassee	W	9-3
3/2/86	Tallahassee	W	8-7
3/4/86	Tampa	W	9-8
3/5/86	Tampa	L	3-6
5/24/86	Tallahassee ¹	W	11-7
3/8/87	Tallahassee	L	4-5
3/8/87	Tallahassee	W	13-4
3/10/87	Tampa	L	2-5
3/12/87	Tampa	W	17-1
3/5/88	Tallahassee	W	6-4
3/6/88	Tallahassee	W	4-2
3/8/88	Tampa	W	4-1
3/9/88	Tampa	L	3-6
2/25/89	Tallahassee	L	0-10
2/26/89	Tallahassee	W	8-7
2/28/89	Tampa	L	5-6
3/1/89	Tampa	L	3-14
5/26/89	Tallahassee ¹	W	8-1
5/27/93	Tallahassee ¹	W	4-2

5/24/97	Tallahassee ¹	W	6-5
3/9/98	Tampa	W	8-4
3/2/99	Tallahassee	W	5-2
3/14/00	Tallahassee	W	18-7
6/2/02	Tallahassee ¹	W	13-6
2/23/13	Tallahassee	W	14-3 (8)
2/24/13	Tallahassee	W	5-2
2/24/13	Tallahassee	W	8-0
3/4/14	Tampa	W	5-1
3/5/14	Tampa	W	4-1
3/3/15	Tallahassee	W	24-1
3/4/15	Tallahassee	W	7-3
3/8/16	Tampa	W	12-4
2/21/17	Tallahassee	L	2-4
2/20/18	Tallahassee	W	5-2

VALDOSTA STATE: 24-4-1

At Florida State: FSU leads 14-2

At Valdosta State: FSU leads 10-2-1

4/9/63	Tallahassee	W	14-0
3/2/71	Tallahassee	W	13-1
4/14/71	Valdosta, Ga.	W	17-3
4/6/72	Valdosta, Ga.	L	2-14
5/9/72	Tallahassee	W	3-2
3/28/73	Valdosta, Ga.	W	3-2
4/17/73	Tallahassee	W	9-8
3/30/74	Valdosta, Ga.	W	6-3
4/24/74	Tallahassee	L	1-15
3/8/75	Tallahassee	W	9-0
3/9/75	Valdosta, Ga.	W	8-3
3/20/76	Tallahassee	W	9-0
3/28/76	Valdosta, Ga.	W	6-2
3/13/77	Valdosta, Ga.	W	14-5
4/12/77	Tallahassee	W	9-3
4/17/78	Tallahassee	W	10-7
4/30/78	Tallahassee	W	13-5
3/4/79	Valdosta, Ga.	L	0-2
3/6/79	Tallahassee	L	12-14
3/6/79	Tallahassee	W	6-0
4/23/79	Valdosta, Ga.	T	14-14
4/7/80	Valdosta, Ga.	W	15-9
4/30/80	Tallahassee	W	11-4
4/27/81	Tallahassee	W	14-6
5/10/81	Valdosta, Ga.	W	5-3
4/16/82	Tallahassee	W	4-0
4/22/82	Valdosta, Ga.	W	4-1
4/15/88	Valdosta, Ga.	W	20-8
4/6/11	Tallahassee	W	10-2

VALPARAISO: 1-0

At Florida State: FSU leads 1-0

3/9/82	Tallahassee	W	6-0
--------	-------------	---	-----

VANDERBILT: 4-2

At Florida State: FSU leads 4-2

3/25/72	Tallahassee	L	1-11
3/26/72	Tallahassee	W	4-3
3/27/72	Tallahassee	W	19-4
6/11/10	Tallahassee ²	W	9-8
6/12/10	Tallahassee ²	L	2-6
6/13/10	Tallahassee ²	W	7-6

VCU: 2-1

At Florida State: FSU leads 2-1

2/17/17	Tallahassee	L	0-3
2/18/17	Tallahassee	W	12-3
2/19/17	Tallahassee	W	11-3



ALL-TIME RESULTS

VILLANOVA: 4-0

At Florida State: FSU leads 4-0

3/1/13	Tallahassee	W	23-5
3/2/13	Tallahassee	W	7-0
3/3/13	Tallahassee	W	2-1
3/2/16	Tallahassee	W	11-10 (14)

VIRGINIA: 57-30

At Florida State: FSU leads 28-9

At Virginia: FSU leads 20-13

Neutral: FSU leads 9-8

4/4/72	Tallahassee	W	8-6
4/5/72	Tallahassee	W	14-7
3/24/92	Charlottesville	W	4-3
3/25/92	Charlottesville	W	13-7
3/16/93	Tallahassee	W	10-5
3/17/93	Tallahassee	W	11-0
3/18/93	Tallahassee	W	8-1
5/17/93	Greenville, S.C. ³	W	11-2
5/13/94	Charlottesville	L	0-1
5/14/94	Charlottesville	W	8-6
5/15/94	Charlottesville	W	13-1
3/13/95	Tallahassee	W	12-7
3/14/95	Tallahassee	L	1-2
5/17/95	Greenville, S.C. ³	W	6-0
5/10/96	Charlottesville	W	6-0
5/11/96	Charlottesville	L	7-9
5/12/96	Charlottesville	W	6-3
5/16/96	Durham, N.C. ⁵	L	2-3
5/18/96	Durham, N.C. ⁵	W	8-2
5/19/96	Durham, N.C. ⁵	L	1-12
3/7/97	Tallahassee	W	8-2
3/8/97	Tallahassee	L	4-6
3/9/97	Tallahassee	W	20-2
5/9/98	Charlottesville	W	11-2
5/9/98	Charlottesville	W	5-4
5/10/98	Charlottesville	W	9-6
5/13/98	Durham, N.C. ⁵	W	4-1
3/12/99	Tallahassee	W	10-3
3/13/99	Tallahassee	W	2-1
3/14/99	Tallahassee	W	11-3
4/1/00	Charlottesville	W	9-6
4/2/00	Charlottesville	L	1-2
4/2/00	Charlottesville	W	10-4
3/10/01	Tallahassee	W	16-1
3/10/01	Tallahassee	W	9-2
3/11/01	Tallahassee	W	2-1
3/15/02	Charlottesville	L	10-11
3/16/02	Charlottesville	W	14-4
3/16/02	Charlottesville	W	8-3
3/14/03	Tallahassee	W	9-1
3/15/03	Tallahassee	W	4-0
3/16/03	Tallahassee	W	5-4 (12)
5/24/03	Salem, Va. ³	W	2-0
5/7/04	Charlottesville	W	8-0
5/8/04	Charlottesville	L	2-15
5/9/04	Charlottesville	W	4-1
4/29/05	Tallahassee	W	8-1
5/1/05	Tallahassee	L	2-6
5/1/05	Tallahassee	W	7-2
5/24/06	Jacksonville, Fla. ⁵	L	2-6
5/26/06	Jacksonville, Fla. ⁵	W	11-0 (7)
4/4/08	Tallahassee	W	10-3
4/6/08	Tallahassee	W	3-2 (10)
4/6/08	Tallahassee	W	3-2 (10)
5/23/08	Jacksonville, Fla. ⁵	L	3-5
3/13/09	Charlottesville	L	2-15
5/24/09	Durham, N.C. ⁵	L	3-6
3/12/10	Tallahassee	L	0-5
3/13/10	Tallahassee	L	8-9
3/14/10	Tallahassee	W	9-8
5/27/10	Greensboro, N.C. ⁵	W	11-4
3/18/11	Charlottesville	L	3-4 (11)
3/19/11	Charlottesville	L	4-5 (11)
3/20/11	Charlottesville	W	12-11 (10)

5/29/11	Durham, N.C. ⁵	L	2-7
3/17/12	Tallahassee	W	12-3
3/18/12	Tallahassee	W	4-3
3/19/12	Tallahassee	W	7-5
5/26/12	Greensboro, N.C. ⁵	L	0-7
4/20/13	Charlottesville	L	0-2
4/20/13	Charlottesville	L	2-9
4/21/13	Charlottesville	L	2-5
5/25/13	Durham, N.C. ⁵	L	4-7 (12)
4/25/14	Tallahassee	L	3-5 (10)
4/26/14	Tallahassee	W	7-0
4/27/14	Tallahassee	L	3-4
5/24/14	Greensboro, N.C. ⁵	W	6-4
3/20/15	Charlottesville	L	4-8
3/21/15	Charlottesville	W	12-10
3/22/15	Charlottesville	W	13-1
4/28/17	Tallahassee	W	6-4
4/29/17	Tallahassee	L	0-8
4/30/17	Tallahassee	L	5-7
5/22/18	Durham, N.C. ⁵	W	3-2 (11)
4/18/19	Charlottesville	W	14-2
4/20/19	Charlottesville	W	5-3
4/20/19	Charlottesville	L	3-13

VIRGINIA TECH: 45-15

At Florida State: FSU leads 29-8

At Virginia Tech: FSU leads 12-6

Neutral: FSU leads 4-1

3/22/67	Tallahassee	W	7-2
5/9/80	Tallahassee*	L	4-12
5/10/80	Tallahassee*	W	13-6
3/23/82	Tallahassee	W	7-2
3/25/82	Tallahassee	L	1-5 (7)
3/25/82	Tallahassee	W	12-4
5/15/82	Tallahassee*	W	2-1
5/13/84	Tallahassee*	W	17-3
5/10/85	Tallahassee*	L	5-8
5/12/85	Tallahassee*	W	3-1
5/14/87	Columbia, S.C. ⁴	W	5-4
5/19/88	Tallahassee*	W	9-6
4/21/89	Tallahassee	L	5-7
4/22/89	Tallahassee	W	14-8
4/23/89	Tallahassee	W	8-4
5/20/89	Columbia, S.C. ⁴	W	8-2
5/8/90	Blacksburg	W	6-4
5/9/90	Blacksburg	W	5-1
5/10/90	Blacksburg	W	25-14
5/17/90	Hattiesburg, Miss. ⁴	W	11-3
5/19/90	Hattiesburg, Miss. ⁴	W	12-5
5/7/91	Tallahassee	W	3-2 (12)
5/7/91	Tallahassee	W	41 (7)
5/8/91	Tallahassee	W	11-1
3/18/05	Tallahassee	W	3-1
3/19/05	Tallahassee	W	12-2
3/20/05	Tallahassee	W	8-1
3/17/06	Blacksburg	W	11-2
3/18/06	Blacksburg	L	7-9
3/19/06	Blacksburg	W	4-4
4/13/07	Tallahassee	W	9-1
4/14/07	Tallahassee	W	4-3
4/15/07	Tallahassee	W	8-5
3/21/08	Blacksburg	W	9-4
3/22/08	Blacksburg	W	12-11
3/23/08	Blacksburg	W	18-12
5/1/09	Tallahassee	W	10-2
5/2/09	Tallahassee	W	10-4
5/3/09	Tallahassee	W	9-4
4/2/10	Tallahassee	L	5-10
4/3/10	Tallahassee	L	7-8
4/4/10	Tallahassee	W	9-6
4/15/11	Blacksburg	L	1-2
4/16/11	Blacksburg	W	15-11
4/17/11	Blacksburg	W	18-12
3/30/12	Tallahassee	W	5-2
3/31/12	Tallahassee	W	2-1
4/1/12	Tallahassee	W	11-4
3/29/13	Blacksburg	L	2-3

3/30/13	Blacksburg	W	11-10
3/30/13	Blacksburg	L	1-8
5/23/13	Durham, N.C. ⁵	L	2-3
3/27/15	Tallahassee	L	3-8
3/28/15	Tallahassee	W	19-9
3/29/15	Tallahassee	W	6-5
3/17/17	Blacksburg	W	9-2
3/18/17	Blacksburg	L	12-13
3/19/17	Blacksburg	L	0-17
3/8/19	Tallahassee	W	9-8 (10)
3/9/19	Tallahassee	L	0-6
3/9/19	Tallahassee	W	5-2

VMI: 17-0

At Florida State: FSU leads 14-0

Neutral: FSU leads 3-0

2/23/90	Tallahassee	W	17-1
2/24/90	Tallahassee	W	3-2
2/25/90	Tallahassee	W	8-0
2/14/92	Tallahassee	W	10-4
2/15/92	Tallahassee	W	20-0
2/16/92	Tallahassee	W	5-4
1/31/03	St. Petersburg, Fla.	W	12-4
2/1/03	St. Petersburg, Fla.	W	5-1
2/2/03	St. Petersburg, Fla.	W	10-3
1/31/04	Tallahassee	W	8-7
2/2/04	Tallahassee	W	8-1
2/4/05	Tallahassee	W	8-2
2/5/05	Tallahassee	W	6-5
2/6/05	Tallahassee	W	15-0
2/18/11	Tallahassee	W	12-0
2/19/11	Tallahassee	W	9-2
2/20/11	Tallahassee	W	15-0

WAKE FOREST: 91-31

At Florida State: FSU leads 49-12

At Wake Forest: FSU leads 29-13

Neutral: FSU leads 13-6

6/4/62	Gastonia, N.C. ¹	W	10-8
6/4/62	Gastonia, N.C. ¹	W	3-2
4/23/63	Winston-Salem, N.C.	L	5-7
5/30/63	Gastonia, N.C. ¹	W	12-4
6/1/63	Gastonia, N.C. ¹	L	5-6
6/1/63	Gastonia, N.C. ¹	W	11-5
3/31/64	Tallahassee	L	4-6
4/3/64	Tallahassee	L	4-7
4/4/64	Tallahassee	W	9-2
3/31/65	Tallahassee	W	8-1
4/1/65	Tallahassee	W	5-3
4/3/65	Tallahassee	W	11-4
3/30/66	Tallahassee	W	14-12
4/1/66	Auburn, Ala.	L	3-4
3/30/67	Tallahassee	W	5-1
3/31/67	Tallahassee	W	3-2
4/1/67	Tallahassee	L	0-1
3/27/68	Tallahassee	W	3-0
3/28/68	Tallahassee	W	7-4
4/2/69	Tallahassee	W	9-4
4/3/69	Tallahassee	W	16-6
4/4/69	Tallahassee	W	16-14
4/5/69	Tallahassee	W	10-1
3/18/83	Tallahassee	W	10-2
3/19/83	Tallahassee	W	9-1
3/20/83	Tallahassee	W	7-3 (5)
4/17/92	Winston-Salem, N.C.	W	9-3
4/18/92	Winston-Salem, N.C.	W	9-4
4/19/92	Winston-Salem, N.C.	W	11-1
5/10/92	Greenville, S.C. ³	W	6-1
4/16/93	Tallahassee	L	1-4
4/17/93	Tallahassee	W	16-0
4/18/93	Tallahassee	L	2-2
3/22/94	Winston-Salem, N.C.	W	12-7
3/23/94	Winston-Salem, N.C.	W	15-4
3/24/94	Winston-Salem, N.C.	W	17-4
5/20/94	Greenville, S.C. ³	W	18-3
2/24/95	Tallahassee	W	4-0

ALL-TIME RESULTS



2/25/95	Tallahassee	L	3-4
2/26/95	Tallahassee	W	10-1
3/22/96	Winston-Salem, N.C.	W	11-7
3/23/96	Winston-Salem, N.C.	W	9-6
3/24/96	Winston-Salem, N.C.	W	12-3
5/15/96	Durham, N.C. ⁵	W	8-4
3/14/97	Tallahassee	W	15-8
3/15/97	Tallahassee	W	11-3
3/16/97	Tallahassee	W	10-0
3/13/98	Winston-Salem, N.C.	W	12-11
3/14/98	Winston-Salem, N.C.	W	10-4
3/15/98	Winston-Salem, N.C.	W	9-6
5/14/98	Durham, N.C. ⁵	W	14-1
5/16/98	Durham, N.C. ⁵	L	1-2
5/17/98	Durham, N.C. ⁵	L	3-6
4/2/99	Tallahassee	W	7-4
4/3/99	Tallahassee	W	16-3
4/4/99	Tallahassee	W	4-3
5/21/99	Durham, N.C. ⁵	L	0-4
3/17/00	Winston-Salem, N.C.	L	1-7
3/18/00	Winston-Salem, N.C.	L	4-7
3/19/00	Winston-Salem, N.C.	W	12-4
3/30/01	Tallahassee	W	12-3
3/31/01	Tallahassee	W	6-5
4/1/01	Tallahassee	W	6-5
5/19/01	Fort Mill, S.C. ⁵	W	15-2
3/29/02	Winston-Salem, N.C.	L	3-5
3/30/02	Winston-Salem, N.C.	W	18-10
3/31/02	Winston-Salem, N.C.	L	5-7
5/24/02	St. Petersburg, Fla. ⁵	W	5-2
4/4/03	Tallahassee	W	7-5
4/5/03	Tallahassee	W	7-2
4/6/03	Tallahassee	W	10-7
5/20/04	Winston-Salem, N.C.	W	11-10
5/21/04	Winston-Salem, N.C.	W	27-3
5/22/04	Winston-Salem, N.C.	W	10-6
4/8/05	Tallahassee	W	7-5
4/9/05	Tallahassee	W	4-3
4/10/05	Tallahassee	L	10-13 (12)
5/27/05	Jacksonville, Fla. ⁵	W	7-3
5/5/06	Winston-Salem, N.C.	L	2-4
5/6/06	Winston-Salem, N.C.	W	4-3 (20)
3/16/07	Tallahassee	W	7-6 (11)
3/17/07	Tallahassee	W	4-3
3/18/07	Tallahassee	W	11-1
5/23/07	Jacksonville, Fla. ⁵	W	11-2
3/28/08	Winston-Salem, N.C.	W	21-2
3/29/08	Winston-Salem, N.C.	L	2-4
3/30/08	Winston-Salem, N.C.	W	3-2 (11)
5/21/08	Jacksonville, Fla. ⁵	W	8-3
4/24/09	Tallahassee	W	15-6
4/25/09	Tallahassee	W	6-4
4/26/09	Tallahassee	W	14-10
4/9/10	Winston-Salem, N.C.	W	10-1
4/10/10	Winston-Salem, N.C.	W	5-4
4/11/10	Winston-Salem, N.C.	W	17-16
3/25/11	Tallahassee	W	12-4
3/26/11	Tallahassee	L	0-8
3/27/11	Tallahassee	W	11-2
3/23/12	Winston-Salem, N.C.	W	5-4 (11)
3/24/12	Winston-Salem, N.C.	W	3-2
3/25/12	Winston-Salem, N.C.	L	5-7
4/28/13	Tallahassee	W	7-3
4/27/13	Tallahassee	W	8-6
4/28/13	Tallahassee	W	11-2
4/18/14	Winston-Salem, N.C.	W	7-1
4/19/14	Winston-Salem, N.C.	W	4-3 (13)
4/20/14	Winston-Salem, N.C.	L	2-5
3/31/15	Tallahassee	L	1-4
3/14/15	Tallahassee	W	12-2
3/15/15	Tallahassee	W	9-6
4/15/16	Winston-Salem, N.C.	L	0-9
4/16/16	Winston-Salem, N.C.	W	13-8
4/17/16	Winston-Salem, N.C.	L	2-4
5/12/17	Tallahassee	L	3-4
5/13/17	Tallahassee	W	4-0
5/14/17	Tallahassee	L	9-10
3/9/18	Winston-Salem, N.C.	W	7-3

3/10/18	Winston-Salem, N.C.	L	3-4
3/11/18	Winston-Salem, N.C.	L	1-8
4/26/19	Tallahassee	W	13-2
4/27/19	Tallahassee	W	9-5
4/28/19	Tallahassee	L	12-16
5/21/19	Durham, N.C. ⁵	L	4-7

WASHINGTON STATE: 2-0

Neutral: FSU leads 2-0

4/3/88	Minneapolis, Minn.	W	5-1
3/7/99	Minneapolis, Minn.	W	8-5

WESTERN CAROLINA: 4-1

At Florida State: FSU leads 4-1

5/21/92	Tallahassee ¹	L	0-1
5/24/92	Tallahassee ¹	W	4-3
5/24/92	Tallahassee ¹	W	18-3
2/26/02	Tallahassee	W	13-3
2/27/02	Tallahassee	W	3-0

WESTERN KENTUCKY: 14-1

At Florida State: FSU leads 14-1

3/17/78	Tallahassee	W	13-4
3/17/78	Tallahassee	W	16-3
3/17/79	Tallahassee	W	14-4
5/24/80	Tallahassee ¹	W	19-7
5/25/80	Tallahassee ¹	W	10-5
3/11/85	Tallahassee	W	11-5
3/12/85	Tallahassee	L	6-10
2/2/90	Tallahassee	W	6-3
2/3/90	Tallahassee	W	6-4
2/4/90	Tallahassee	W	6-4
1/29/00	Tallahassee	W	8-1
1/29/00	Tallahassee	W	2-1
1/30/00	Tallahassee	W	6-1
2/3/01	Tallahassee	W	5-4
2/4/01	Tallahassee	W	8-4

WESTERN MICHIGAN: 6-8

At Florida State: Western Michigan leads 8-5

Neutral: FSU leads 1-0

3/31/59	Tallahassee	L	2-3
4/3/59	Tallahassee	W	2-0
4/4/61	Tallahassee	L	2-10
4/5/61	Tallahassee	W	7-6
6/10/63	Omaha, Neb. ³	W	5-2
3/25/71	Tallahassee	L	5-7
3/28/71	Tallahassee	W	7-5
3/28/71	Tallahassee	L	1-5
3/31/72	Tallahassee	W	6-1
4/1/72	Tallahassee	L	4-7
4/1/72	Tallahassee	L	7-8
4/2/72	Tallahassee	W	8-1
3/29/74	Tallahassee	L	3-7
3/29/74	Tallahassee	L	2-4

WEST FLORIDA: 5-0

At Florida State: FSU leads 5-0

4/15/81	Tallahassee	W	6-1
4/15/81	Tallahassee	W	3-2
4/6/82	Tallahassee	W	9-4
2/14/84	Tallahassee	W	7-5
2/15/84	Tallahassee	W	7-1

WEST VIRGINIA: 4-2

At Florida State: Tied 1-1

Neutral: FSU lead 3-1

4/2/56	Tallahassee	L	12-13
4/5/58	Tallahassee	W	14-7
6/1/61	Gastonia, N.C. ¹	W	3-1
6/2/61	Gastonia, N.C. ¹	L	3-4
6/1/62	Gastonia, N.C. ¹	W	6-5
3/6/04	Minneapolis, Minn.	W	11-5

WICHITA STATE: 4-5

At Florida State: FSU leads 2-1

Neutral: Wichita State leads 4-2

6/4/89	Omaha, Neb. ³	W	4-2
6/7/89	Omaha, Neb. ³	L	4-7
6/9/89	Omaha, Neb. ³	L	9-12
2/12/90	Davenport, Fla.	L	7-8
6/3/96	Omaha, Neb. ³	W	8-4
3/5/99	Minneapolis, Minn.	L	1-8
6/6/08	Tallahassee ²	L	7-10
6/7/08	Tallahassee ²	W	14-4
6/8/08	Tallahassee ²	W	11-4

WILLIAM & MARY: 1-0

At Florida State: FSU leads 1-0

3/29/67	Tallahassee	W	5-4
---------	-------------	---	-----

WINGATE: 6-0

At Florida State: FSU leads 6-0

3/11/80	Tallahassee	W	6-0
3/11/80	Tallahassee	W	5-4
3/15/81	Tallahassee	W	15-6
3/17/81	Tallahassee	W	4-2
3/17/81	Tallahassee	W	6-2
3/8/83	Tallahassee	W	6-4

WINTHROP: 4-1

At Florida State: FSU leads 4-1

2/13/93	Tallahassee	W	7-2
2/14/93	Tallahassee	W	8-5
2/21/95	Tallahassee	L	1-2
2/22/95	Tallahassee	W	6-0
3/14/06	Tallahassee	W	10-0

WISCONSIN: 8-1

At Florida State: FSU leads 7-0

Neutral: Tied 1-1

4/8/55	Tallahassee	W	3-2
4/9/55	Tallahassee	W	7-2
3/30/56	Tallahassee	W	5-3
4/4/56	Tallahassee	W	4-3
4/6/56	Fort Walton Beach, Fla.	L	3-10
4/7/56	Fort Walton Beach, Fla.	W	1-0
4/4/58	Tallahassee	W	12-4
4/7/58	Tallahassee	W	7-3
4/10/58	Tallahassee	W	3-1

WRIGHT STATE: 3-1

At Florida State: FSU leads 3-1

3/24/79	Tallahassee	W	12-0
3/24/79	Tallahassee	W	13-6
3/22/80	Tallahassee	W	12-0
3/22/80	Tallahassee	L	2-6

XAVIER: 3-0

At Florida State: FSU leads 3-0

2/16/18	Tallahassee	W	11-1
2/17/18	Tallahassee	W	7-2
2/18/18	Tallahassee	W	5-1

ALL-TIME RESULTS

YALE: 2-0

At Florida State: FSU leads 2-0

3/26/57	Tallahassee	W	7-0
3/29/57	Tallahassee	W	11-8

YOUNGSTOWN STATE: 3-0

At Florida State: FSU leads 3-0

2/22/19	Tallahassee	W	4-2
2/23/19	Tallahassee	W	24-2
2/23/19	Tallahassee	W	7-4

Legend:


^NNCAA Regional

^SNCAA Super Regional

^CCollege World Series

^MMetro Conference Tournament

^AAtlantic Coast Conference Tournament



THREE NATIONAL AWARDS



LEAVE YOUR LEGACY.

BUSTER POSEY AWARD
COLLEGE BASEBALL'S TOP CATCHER

MIKE MARTIN AWARD
COLLEGE BASEBALL'S TOP COACH

DICK HOWSER TROPHY
NATIONAL PLAYER OF THE YEAR

The National Collegiate Baseball Writers Association named its Coach of the Year trophy in honor of Mike Martin in February 2020. Martin joins Buster Posey and Dick Howser as Seminoles with a national college baseball award named in their honor.

2019 ALL-ACC ACADEMIC TEAM MEMBERS



Three Seminoles, led by All-American third baseman Drew Mendoza, were named to the 2019 All-ACC Academic Baseball Team, which takes into account success in the classroom and on the field. Returning players Mat Nelson and Chase Haney joined Mendoza in receiving the academic honors.

YEAR-BY-YEAR RESULTS

1948		9-8
3/29/48	Mississippi College	W 6-0
3/30/48	Mississippi College	L 3-13
4/9/48	Rollins	L 5-20
4/10/48	Rollins	L 5-8
4/16/48	at Mississippi College	W 6-5
4/17/48	at Mississippi College	L 6-7
4/22/48	at Mercer	W 14-12
4/23/48	at Middle Georgia College	W 5-4
4/24/48	at Georgia-Savannah	L 4-9
4/28/48	at Troy	L 2-3
5/7/48	at Georgia Southern	W 5-2
5/8/48	at Georgia Southern	W 12-8
5/14/48	Middle Georgia College	W 7-6
5/15/48	Georgia-Savannah	W 8-3
5/21/48	at Rollins	L 5-8
5/22/48	at Rollins	L 2-8
5/27/48	Troy	W 6-5

1949		11-8 (8-4 DIXIE)
3/30/49	Ole Miss	W 7-3
3/31/49	Ole Miss	W 6-5
4/1/49	Mercer	L 3-8
4/2/49	Oglethorpe	L 5-7
4/8/49	at Mississippi College	W 18-13
4/9/49	at Millsaps	W 10-8
4/15/49	Florida Southern	L 3-5
4/16/49	Florida Southern	L 8-10
4/18/49	Mississippi College	W 5-4
4/19/49	Mississippi College	W 11-6
4/22/49	at Stetson	W 10-1
4/23/49	at Stetson	L 8-9
4/29/49	Tampa	W 8-7
4/30/49	Tampa	W 7-4
5/7/49	at Mercer	W 6-1
5/13/49	Stetson	L 2-4
5/14/49	Stetson	W 4-2
5/20/49	at Florida Southern	L 1-3
5/21/49	at Florida Southern	L 1-3

1950		13-7 (6-2 DIXIE)
3/27/50	Mississippi College	W 11-6
3/28/50	Mississippi College	W 13-4
3/31/50	Rollins	L 2-14
4/1/50	Rollins	L 4-6
4/7/50	Florida Southern	L 2-4
4/8/50	Florida Southern	W 10-6
4/10/50	Bradley	W 3-2
4/11/50	Bradley	L 1-10
4/14/50	at Stetson	L 0-5
4/15/50	at Stetson	W 8-6
4/21/50	Tampa	W 7-6
4/22/50	Tampa	W 12-3
4/28/50	Mercer	W 3-1
4/29/50	Mercer	W 12-4
5/5/50	at Tampa	W 10-1
5/6/50	at Tampa	L 7-9
5/12/50	at Mercer	L 6-10
5/13/50	at Mercer	W 11-6
5/19/50	Stetson	W 15-10
5/20/50	Stetson	W 9-4

1951		13-6 (6-1 DIXIE)
3/14/51	Tennessee	W 10-9
3/21/51	Georgia	W 9-4
3/23/51	at Miami	L 2-11
3/24/51	at Miami	W 13-4
3/26/51	at Florida Southern	W 15-6
3/27/51	at Florida Southern	W 13-3
4/2/51	Mississippi College	W 22-9
4/3/51	Mississippi College	W 6-2
4/5/51	at Rollins	W 9-3
4/6/51	at Rollins	W 9-2
4/20/51	at Stetson	L 0-3
4/21/51	at Stetson	L 2-3
4/27/51	at Georgia	W 8-6
4/28/51	at Georgia	L 0-2
5/3/51	Florida Southern	W 6-5

5/11/51	at Mississippi College	W 10-4
5/12/51	at Mississippi College	L 7-8
5/18/51	Stetson	W 8-2
5/19/51	Stetson	L 5-7

1952		17-4
3/17/52	Kenyon College	W 21-1
3/18/52	Kenyon College	W 11-2 (8)
3/21/52	Georgia	L 3-8
3/22/52	Georgia	W 8-3
3/27/52	Amherst	W 4-2
3/28/52	Loyola-New Orleans	W 1-0
3/29/52	Loyola-New Orleans	W 7-0
4/5/52	Miami	W 3-1
4/5/52	Miami	W 7-0
4/11/52	at Stetson	L 2-7
4/12/52	at Stetson	W 11-10
4/14/52	at Tampa	W 7-4
4/15/52	at Tampa	L 0-4
4/18/52	Tampa	W 16-11
4/19/52	Tampa	W 13-3
4/25/52	at Florida Southern	W 9-3
4/26/52	at Florida Southern	W 5-0
4/29/52	Florida Southern	W 22-11
5/9/52	Rollins	W 2-1
5/10/52	Rollins	L 2-9
5/16/52	Stetson	W 4-2

1953		13-10-1
3/20/53	Georgia Southern	W 14-6
3/21/53	Georgia Southern	W 15-4
3/23/53	Georgia	L 0-3
3/24/53	Jacksonville State	W 8-4
3/27/53	Southeastern Louisiana	L 1-6
3/28/53	Southeastern Louisiana	W 5-4
3/30/53	Amherst	W 5-0
3/31/53	Amherst	W 4-3
4/3/53	at Rollins	L 0-4
4/4/53	at Rollins	L 2-4
4/6/53	at Tampa	T 8-8
4/7/53	at Tampa	L 1-4
4/10/53	at Stetson	W 14-7
4/11/53	at Stetson	W 8-2
4/13/53	Cincinnati	W 14-1
4/14/53	Jacksonville NAS	W 4-2
4/15/53	Jacksonville NAS	L 4-7
4/24/53	at Georgia Southern	L 2-6
4/25/53	at Georgia Southern	W 15-6
4/28/53	at Georgia	L 61-2
5/1/53	Stetson	L 0-1
5/2/53	Stetson	W 9-6
5/8/53	at Florida Southern	L 2-7
5/9/53	at Florida Southern	W 15-4

1954		13-8
3/12/54	at Jacksonville NAS	L 1-2
3/13/54	at Jacksonville NAS	W 7-4
3/18/54	Georgia	W 8-7
3/20/54	Tennessee	W 7-4
3/20/54	Auburn	L 2-7
3/23/54	Davidson	W 7-1
3/24/54	Jacksonville State	W 24-0
3/29/54	Amherst	W 11-3
3/30/54	Amherst	W 10-6
4/1/54	Duke	L 4-8
4/2/54	Duke	L 2-6
4/5/54	at Georgia	L 7-8
4/12/54	Stetson	W 4-3
4/13/54	Stetson	L 4-8 (5)
4/15/54	Georgia Southern	W 7-4
4/24/54	at Stetson	L 3-7
4/24/54	at Stetson	L 0-7
4/30/54	Tampa	W 13-1
5/1/54	Tampa	W 7-2
5/7/54	Florida Southern	W 10-1
5/8/54	Florida Southern	W 16-1

1955		17-6 (7-3 FL)
3/11/55	at Florida Southern	W 4-1
3/12/55	at Florida Southern	W 15-0
3/18/55	Furman	W 17-3
3/19/55	Furman	W 6-3
3/19/55	LSU	W 5-3
3/21/55	Georgia	W 9-2
3/22/55	Georgia	L 6-7
3/23/55	Amherst	W 10-1
3/24/55	Amherst	L 7-9 (10)
4/4/55	Stetson	L 7-8
4/5/55	Stetson	W 16-2
4/8/55	Wisconsin	W 3-2
4/9/55	Wisconsin	W 7-2
4/12/55	at Rollins	W 7-2 (8)
4/13/55	at Rollins	L 3-9
4/15/55	at Miami	W 4-3
4/16/55	at Miami	L 4-5
4/29/55	at Georgia Southern	W 10-3
4/30/55	at Georgia Southern	W 12-2
5/2/55	at Georgia	W 14-5
5/3/55	at Georgia	L 3-17
5/6/55	at Stetson	W 6-4
5/7/55	at Stetson	W 14-5

1956		25-7 (7-1 FL)
3/18/56	Furman	W 6-1
3/17/56	Furman	W 20-0
3/19/56	Georgia Southern	W 6-5
3/20/56	Georgia Southern	W 10-5
3/23/56	Florida Southern	W 9-2
3/24/56	Florida Southern	W 8-5
3/26/56	Indiana	W 11-6
3/27/56	Indiana	W 14-10
3/29/56	North Carolina	W 3-3
3/30/56	Wisconsin	W 5-2
3/31/56	Notre Dame	W 12-5
4/2/56	West Virginia	L 12-13
4/3/56	Illinois	W 13-10
4/4/56	Wisconsin	W 4-3
4/5/56	Illinois	W 12-0
4/6/56	vs. Wisconsin	L 1-10
4/7/56	vs. Wisconsin	L 3-10
4/9/56	at Florida	L 5-7
4/18/56	Cincinnati	W 8-2
4/20/56	Stetson	W 8-1
4/21/56	Stetson	W 23-2
4/23/56	Georgia	L 0-2
4/27/56	Miami	W 13-5
4/28/56	Miami	W 2-0
5/4/56	at Georgia Southern	W 5-3
5/7/56	at Georgia	W 9-8
5/8/56	at Georgia	W 6-2
5/11/56	Rollins	L 7-9
5/12/56	Rollins	W 9-0
6/1/56	vs. Duke ¹	W 2-1
6/2/56	vs. Duke ¹	L 2-4
6/2/56	vs. Duke ¹	L 6-7 (10)

1957		22-9 (7-2 FL)
3/19/57	Auburn	W 8-2
3/20/57	Auburn	W 10-5
3/22/57	at Stetson	W 15-0
3/23/57	at Stetson	L 3-3
3/25/57	Michigan State	L 2-8
3/26/57	Yale	W 7-0
3/27/57	Duke	W 2-0
3/28/57	Michigan State	W 7-4
3/29/57	Yale	W 11-8
3/30/57	Duke	L 1-8
4/2/57	Ithaca	W 7-6
4/3/57	Ithaca	W 21-4
4/5/57	Florida	L 2-13
4/6/57	Florida	W 4-1
4/18/57	Miami	W 15-3
4/17/57	Miami	W 21-3
4/19/57	at Georgia Southern	W 13-2
4/20/57	at Georgia Southern	W 8-3

YEAR-BY-YEAR RESULTS



4/22/57	at Auburn	L	9-10
4/23/57	at Auburn	W	10-4
4/26/57	at Florida Southern	W	4-0
4/27/57	at Florida Southern	W	10-2
4/30/57	at Miami	W	15-3
4/30/57	at Miami	L	1-2
5/2/57	at Rollins	W	5-0
5/3/57	vs. Georgia Southern ¹	W	5-3
5/3/57	vs. Duke ¹	W	3-2
6/1/57	vs. Duke ¹	L	6-8
6/3/57	vs. Duke ¹	W	4-1
6/8/57	vs. Penn State ²	L	0-7
6/9/57	vs. Connecticut ³	L	3-5

1958			20-7
3/20/58	Auburn	L	3-4
3/20/58	Auburn	L	7-10
4/4/58	Wisconsin	W	12-4
4/5/58	Notre Dame	W	5-2
4/5/58	West Virginia	W	14-7
4/7/58	Wisconsin	W	7-3
4/8/58	Notre Dame	W	3-2
4/10/58	Wisconsin	W	3-1
4/11/58	at Florida	L	7-8
4/12/58	at Florida	L	1-8
4/18/58	Miami	W	18-0
4/19/58	Miami	L	7-12
4/25/58	at Auburn	W	5-1
4/26/58	at Auburn	W	4-2
4/28/58	Florida Southern	W	5-0
4/29/58	Florida Southern	W	11-1
5/2/58	at Stetson	W	4-2
5/3/58	at Stetson	W	9-1
5/5/58	at Miami	W	9-2
5/6/58	at Miami	W	6-1
5/9/58	Rollins	W	7-1
5/10/58	Rollins	W	7-6
5/16/58	Georgia Southern	W	15-10
5/17/58	Georgia Southern	W	17-3
6/5/58	vs. George Washington ¹	W	3-1
6/7/58	vs. Florida ²	L	1-2
6/7/58	vs. Clemson ¹	L	5-8

1959			22-11
3/13/59	Camp Lejeune	W	14-4
3/14/59	Camp Lejeune	W	11-3
3/14/59	Camp Lejeune	W	10-8
3/17/59	Auburn	W	8-4
3/17/59	Auburn	W	11-3
3/18/59	Georgia	L	1-4
3/19/59	Georgia	W	16-4
3/23/59	Stetson	W	17-0
3/24/59	Stetson	W	21-12
3/26/59	North Carolina	L	9-11
3/27/59	Illinois	W	16-9
3/28/59	Florida	W	8-7
3/30/59	Michigan State	W	5-2
3/30/59	Duke	L	3-6
3/31/59	Western Michigan	L	2-3
4/2/59	Duke	W	5-1
4/3/59	Western Michigan	W	2-0
4/3/59	Michigan	W	11-0
4/4/59	Michigan State	L	2-8
4/10/59	Florida	L	3-6
4/11/59	Florida	L	7-9
4/17/59	at Florida Southern	L	1-2
4/25/59	Georgia Southern	W	7-1
4/27/59	Tampa	W	19-1
5/9/59	at Georgia Southern	L	4-5
5/11/59	at Georgia	W	8-2
5/12/59	at Georgia	W	4-2
5/13/59	at Auburn	W	4-3
5/14/59	at Auburn	W	8-6
6/4/59	vs. George Washington ¹	W	3-2
6/5/59	vs. Clemson ¹	L	2-24
6/5/59	vs. Georgia Tech ¹	W	16-9
6/6/59	vs. Clemson ¹	L	0-5

1960			13-9
3/14/60	at Miami	W	6-3
3/15/60	at Miami	W	10-6
3/18/60	Georgia	W	10-1
3/19/60	Ohio State	L	7-13 (8)
3/21/60	Auburn	L	4-4
3/22/60	Auburn	W	22-8
3/23/60	Auburn	W	11-4
3/26/60	vs. Navy	W	8-4
3/31/60	at Georgia	W	9-2
4/1/60	at Georgia	L	8-11
4/18/60	Mississippi College	W	4-2
4/19/60	Mississippi College	L	2-4
4/20/60	Florida Southern	L	4-11
4/21/60	Florida Southern	L	3-5
4/25/60	Georgia Southern	W	12-5
4/26/60	Georgia Southern	L	9-10
5/6/60	at Auburn	L	3-4 (7)
5/7/60	at Auburn	L	5-6
5/9/60	at Florida	W	8-4
5/10/60	at Florida	W	13-11
5/13/60	Miami	W	16-3
5/14/60	Miami	W	9-5

1961			21-7
3/15/61	Georgia	W	9-8
3/16/61	Georgia	W	11-3
3/20/61	Auburn	W	10-1
3/21/61	Auburn	W	10-8
3/21/61	Auburn	L	5-15
3/24/61	vs. Navy	W	9-8
3/25/61	vs. Navy	L	3-6
3/27/61	Duke	W	10-6
3/28/61	Duke	W	4-0
3/29/61	Duke	W	7-5
3/30/61	Duke	W	8-2
4/1/61	North Carolina	W	10-1
4/3/61	Florida	L	2-3
4/4/61	Florida	W	8-10
4/4/61	Western Michigan	L	2-5
4/5/61	Western Michigan	W	7-6
4/8/61	at Georgia Southern	W	6-4
4/8/61	at Georgia Southern	W	9-1
4/7/61	at Florida Southern	W	5-4
4/15/61	at Florida Southern	W	13-2
4/17/61	at Miami	W	2-0
4/18/61	at Miami	W	14-6
4/21/61	at Georgia	W	5-3
4/22/61	at Georgia	L	9-10
5/8/61	Georgia Southern	W	17-8
6/1/61	vs. West Virginia ¹	W	3-1
6/1/61	vs. Duke ¹	L	2-7
6/2/61	vs. West Virginia ¹	L	3-4

1962			23-14
3/14/62	Georgia	W	13-3
3/15/62	Georgia	W	6-3
3/16/62	Auburn	L	7-12
3/17/62	Auburn	L	2-10
3/19/62	Georgia Tech	W	10-4
3/20/62	Georgia Tech	W	9-9
3/21/62	Georgia Tech	W	7-6
3/23/62	vs. Navy	W	8-2
3/30/62	Clemson	W	14-8
4/2/62	Furman	L	2-7
4/3/62	Furman	W	21-9
4/9/62	at Auburn	L	6-7
4/10/62	at Auburn	L	3-5
4/16/62	Miami	L	4-6
4/17/62	Miami	W	9-8
4/19/62	at Clemson	L	11-14
4/20/62	at Duke	W	3-1
4/21/62	at Duke	L	4-5
4/23/62	vs. East Carolina	L	2-19
4/23/62	at North Carolina	W	9-2
4/24/62	at NC State	W	12-3
4/25/62	at Georgia Southern	W	5-1
5/11/62	Florida Southern	W	9-7

5/12/62	Florida Southern	W	12-11
5/14/62	Georgia Southern	L	2-4
5/15/62	Georgia Southern	W	8-2
5/18/62	at Florida	L	5-9
5/19/62	at Florida	W	6-2
5/31/62	vs. Florida ¹	L	0-1
6/1/62	vs. West Virginia ¹	W	6-5
6/2/62	vs. Florida ¹	W	3-1 (5)
6/4/62	vs. Wake Forest ¹	W	10-8
6/4/62	vs. Wake Forest ¹	W	3-2
6/11/62	vs. Santa Clara ²	W	5-1
6/12/62	vs. Ithaca ³	W	5-4
6/13/62	vs. Michigan ¹	L	7-10
6/14/62	vs. Santa Clara ²	L	6-11

1963			26-13
3/16/63	Auburn	W	2-1
3/18/63	Auburn	W	8-3
3/21/63	Clemson	W	10-7
3/22/63	Clemson	L	7-12
3/23/63	Clemson	W	12-3
3/23/63	Navy	L	7-8
3/25/63	at Auburn	W	5-1
3/26/63	at Auburn	W	9-7
3/30/63	at Florida Southern	W	6-0
4/7/63	at Miami	W	2-1
4/2/63	at Miami	L	1-4
4/5/63	Furman	W	13-3
4/6/63	Furman	W	9-2
4/9/63	Valdosta State	W	14-0
4/20/63	at Georgia Southern	W	10-8
4/22/63	at North Carolina	W	5-2
4/23/63	at Wake Forest	L	5-7
4/24/63	at NC State	L	7-8 (11)
4/25/63	at Duke	W	6-0
4/26/63	at East Carolina	W	6-1
4/27/63	at Camp Lejeune	L	5-6
5/3/63	at Florida	L	1-3
5/4/63	at Florida	L	3-6
5/13/63	Georgia Southern	W	10-6
5/14/63	Georgia Southern	W	7-10
5/16/63	at Georgia Tech	W	10-5
5/16/63	at Georgia Tech	L	4-5
5/17/63	at Georgia	W	9-6
5/18/63	at Georgia	W	4-3
5/24/63	Florida	W	6-2
5/25/63	Florida	W	5-1
5/25/63	Florida	L	1-3
5/30/63	vs. Auburn ¹	W	4-3
5/30/63	vs. Wake Forest ¹	W	12-4
6/1/63	vs. Wake Forest ¹	L	5-6
6/1/63	vs. Wake Forest ¹	W	11-5
6/10/63	vs. Western Michigan ¹	W	5-2
6/11/63	vs. Arizona ³	L	3-4 (11)
6/12/63	vs. USC ³	L	3-4

1964			23-13
3/16/64	Florida Southern	W	5-2
3/17/64	Florida Southern	L	4-8
3/19/64	Clemson	W	8-5
3/20/64	Clemson	L	5-8
3/21/64	Clemson	W	12-6
3/21/64	Tennessee	W	15-7
3/23/64	Georgia Tech	W	5-0
3/24/64	Georgia Tech	W	3-2
3/25/64	Louisiana Monroe	W	7-4
3/26/64	North Carolina	W	9-0
3/27/64	Mississippi State	W	7-1
3/28/64	Amherst	W	5-0
3/28/64	Duke	W	10-4
3/30/64	North Carolina	W	17-3
3/31/64	Wake Forest	L	4-6
4/1/64	Michigan State	W	10-5
4/2/64	Michigan State	W	7-6
4/3/64	Wake Forest	L	4-7
4/4/64	Wake Forest	W	9-2
4/20/64	at Auburn	L	3-5
4/21/64	at Georgia Tech	W	14-1



YEAR-BY-YEAR RESULTS

4/22/64	at Georgia	L	5-6
4/23/64	at Georgia	W	18-11
4/24/64	at Georgia Southern	L	6-8
4/25/64	at Georgia Southern	W	6-1
5/4/64	Auburn	L	2-4
5/5/64	Auburn	L	5-19
5/11/64	Georgia Southern	W	9-7
5/12/64	Georgia Southern	L	6-9
5/16/64	Jacksonville	W	7-4
5/16/64	Jacksonville	W	3-2
5/22/64	Florida	L	2-6
5/23/64	Florida	W	4-3
5/29/64	at Florida	L	1-2
5/30/64	at Florida	L	1-2
5/30/64	at Florida	W	5-4

1965			32-11-1
3/12/65	at Miami	W	7-4
3/13/65	at Miami	W	9-4
3/13/65	at Miami	T	9-9
3/15/65	at Florida Southern	W	4-3
3/18/65	Kentucky	W	2-0
3/26/65	vs. Navy	L	0-1
3/26/65	vs. Navy	L	0-1
3/29/65	Michigan State	W	11-8
3/30/65	Duke	W	11-1
3/31/65	Wake Forest	W	8-1
4/1/65	Wake Forest	W	5-3
4/2/65	Michigan State	L	2-4
4/3/65	Duke	W	9-4
4/3/65	Wake Forest	W	11-4
4/5/65	Auburn	W	6-1
4/6/65	Auburn	W	12-0
4/9/65	at Georgia Southern	W	4-2
4/10/65	at Georgia Southern	W	6-3
4/22/65	at Duke	W	11-2
4/23/65	at NC State	L	2-7
4/24/65	at North Carolina	L	1-12
4/26/65	at Clemson	L	8-9
4/27/65	at Clemson	W	13-11
4/27/65	at Clemson	W	16-3
4/30/65	at Pensacola NAS	W	10-1
5/1/65	at Pensacola NAS	W	12-3 (7)
5/7/65	Loyola-New Orleans	W	7-6
5/8/65	Loyola-New Orleans	W	18-14
5/10/65	Georgia Southern	W	10-4
5/11/65	Georgia Southern	W	6-2
5/13/65	Jacksonville	W	8-2
5/21/65	at Florida	L	6-8
5/22/65	at Florida	W	3-2
5/24/65	Pensacola NAS	W	10-2
5/27/65	vs. Mississippi State ¹	L	3-6
5/27/65	vs. Maryland ¹	W	7-3
5/28/65	vs. Mississippi State ¹	W	6-2
5/29/65	vs. Furman ¹	W	2-1
5/29/65	vs. Furman ¹	W	7-5
6/2/65	Florida	W	5-4
6/3/65	Florida	L	10-11
6/7/65	vs. Ohio State ²	L	1-2
6/8/65	vs. Texas ³	W	3-2
6/9/65	vs. St. Louis ²	L	3-5

1966			39-13
3/14/66	Kentucky	W	9-4
3/15/66	Kentucky	W	19-3
3/16/66	Kentucky	W	7-0
3/17/66	Kentucky	W	20-1
3/18/66	Tennessee	L	7-8
3/19/66	Tennessee	W	8-6
3/21/66	Mississippi State	W	24-2
3/22/66	Auburn	W	6-3
3/23/66	Ole Miss	W	9-8
3/24/66	Ole Miss	W	9-4
3/25/66	Ole Miss	W	11-10
3/26/66	Ole Miss	W	5-3
3/28/66	Michigan State	W	5-0
3/29/66	Michigan State	L	6-7
3/30/66	Wake Forest	W	14-12

3/30/66	Michigan State	W	5-4
3/31/66	Rutgers	W	18-10
4/1/66	vs. Wake Forest	L	3-4
4/1/66	at Auburn	L	2-7
4/2/66	at Auburn	L	2-6
4/4/66	Spring Hill	W	16-3
4/5/66	Spring Hill	W	13-0
4/7/66	North Carolina	W	15-7
4/8/66	North Carolina	L	4-6
4/8/66	Miami	L	1-6
4/9/66	North Carolina	W	4-1
4/9/66	Miami	W	10-2
4/13/66	Furman	W	15-2
4/23/66	at LSU	L	2-3
4/23/66	at LSU	L	0-1
4/24/66	at Loyola-New Orleans	W	3-0
4/25/66	at Loyola-New Orleans	W	5-0
4/26/66	at Spring Hill	W	3-2
4/27/66	at Spring Hill	W	14-2
4/29/66	at Georgia Southern	W	9-4
4/30/66	at Georgia Southern	W	9-1
5/6/66	at Florida	W	16-4
5/7/66	at Florida	L	0-1
5/9/66	Georgia Southern	W	10-0
5/10/66	Georgia Southern	W	10-9
5/13/66	at Jacksonville	W	15-5
5/19/66	Jacksonville	W	3-1
5/20/66	Florida	W	1-0
5/21/66	Florida	W	4-0
5/23/66	Clemson	W	11-5
5/24/66	Clemson	W	4-3
5/25/66	Clemson	L	3-4
6/2/66	vs. Mississippi State ¹	L	3-4
6/3/66	vs. East Carolina ²	W	6-3
6/3/66	vs. Mississippi State ¹	W	7-0
6/4/66	vs. North Carolina ¹	W	6-5
6/4/66	vs. North Carolina ¹	L	4-6

1967			32-14
3/3/67	at Miami	W	9-4
3/4/67	at Miami	W	6-5
3/6/67	at Tampa	W	14-0
3/20/67	Auburn	L	7-12
3/20/67	Georgia	L	1-2
3/21/67	Springfield College	W	3-1
3/21/67	Auburn	W	1-0
3/22/67	Springfield College	W	6-5
3/22/67	Virginia Tech	W	7-2
3/23/67	Alabama	L	3-4
3/24/67	Penn State	W	9-3
3/25/67	Alabama	W	1-0
3/27/67	Tulane	W	10-6
3/28/67	Penn State	L	6-7
3/28/67	Tulane	W	5-1
3/29/67	William & Mary	W	5-4
3/30/67	Wake Forest	W	5-1
3/30/67	North Carolina	W	5-1
3/31/67	North Carolina	L	1-3
3/31/67	Wake Forest	W	3-2
4/1/67	Wake Forest	L	0-1
4/1/67	North Carolina	W	2-1
4/5/67	Parsons	L	0-10
4/6/67	Parsons	L	4-16
4/7/67	at Auburn	L	2-5
4/8/67	at Auburn	W	9-3
4/21/67	at Tulane	W	8-5
4/22/67	at Tulane	W	7-5
4/23/67	at Loyola-New Orleans	W	5-1
4/24/67	at Loyola-New Orleans	W	5-1
4/28/67	at Georgia Southern	W	7-1
4/29/67	at Georgia Southern	W	2-0
5/5/67	Georgia Southern	W	5-2
5/6/67	Georgia Southern	W	7-0
5/9/67	Tampa (forfeit)	W	1-0
5/10/67	Tampa (forfeit)	W	1-0
5/11/67	Jacksonville	W	7-0
5/16/67	at Jacksonville	W	8-1
5/19/67	Florida	W	7-5

5/20/67	Florida	L	2-5
5/26/67	at Florida	W	6-3
5/27/67	at Florida	L	1-2
5/27/67	at Florida	L	1-3
6/2/67	vs. Clemson ¹	W	5-3
6/3/67	vs. Auburn ¹	L	3-13
6/3/67	vs. Clemson ¹	L	4-6

1968			35-6
3/8/68	Valdosta Red Sox	W	7-0
3/9/68	Valdosta Red Sox	W	23-3
3/19/68	Georgia	W	2-0
3/20/68	Georgia	L	2-3
3/23/68	Penn State	W	10-5
3/25/68	Springfield College	W	10-9
3/26/68	Penn State	W	7-2
3/27/68	Springfield College	W	18-0
3/27/68	Wake Forest	W	7-0
3/28/68	Wake Forest	W	3-4
3/29/68	Southern Illinois	W	6-0
3/30/68	Southern Illinois	W	8-4
4/1/68	Southern Illinois	W	5-3
4/8/68	Kentucky Wesleyan	W	15-1
4/9/68	Kentucky Wesleyan	W	15-5
4/13/68	Valdosta Red Sox	W	18-3
4/13/68	Valdosta Red Sox	W	31-3
4/19/68	Miami	W	4-1
4/20/68	Miami	W	7-6
4/22/68	Auburn	W	21-1
4/23/68	Auburn	W	7-3
4/26/68	Loyola-New Orleans	W	5-1
4/27/68	Loyola-New Orleans	W	4-1
5/3/68	at Georgia Southern	W	12-6
5/4/68	at Georgia Southern	W	4-1
5/7/68	at Florida	L	2-3
5/8/68	at Florida	L	2-3
5/10/68	Georgia Southern	W	10-2
5/11/68	Georgia Southern	W	9-4
5/13/68	at Auburn	W	3-2
5/14/68	at Auburn	L	1-18
5/15/68	Jacksonville	W	4-0
5/16/68	Jacksonville	W	9-4
5/24/68	Florida	W	10-10
5/25/68	Florida	W	5-0
5/25/68	Florida	W	5-0
5/30/68	vs. East Carolina ¹	L	1-2
5/31/68	vs. Alabama ¹	W	6-1
6/1/68	vs. East Carolina ¹	W	3-2
6/1/68	vs. NC State ¹	W	15-12
6/3/68	vs. NC State ¹	L	1-4

1969			39-13-1
3/6/69	at Florida Southern	T	5-5 (7)
3/7/69	at Miami	W	6-2
3/8/69	at Miami	W	5-0
3/9/69	at St. Leo	L	2-3
3/14/69	Auburn	L	0-1
3/15/69	Auburn	W	6-1
3/21/69	at Loyola-New Orleans	L	3-5
3/22/69	at Loyola-New Orleans	W	2-0
3/24/69	at Tulane	W	5-0
3/24/69	at Tulane	L	0-1
3/25/69	Penn State	W	4-3
3/26/69	Penn State	W	8-1
3/27/69	Penn State	W	6-0
3/28/69	Penn State	W	8-4
3/28/69	Southern Illinois	L	0-1
3/29/69	Southern Illinois	W	3-1
3/29/69	Southern Illinois	W	5-4
4/2/69	Belmont Abbey	W	10-9
4/2/69	Wake Forest	W	9-4
4/3/69	Wake Forest	W	16-6
4/3/69	Belmont Abbey	W	8-4
4/4/69	Wake Forest	W	16-14
4/4/69	South Carolina	W	4-3
4/5/69	Wake Forest	W	10-1
4/7/69	Furman	W	8-2
4/8/69	Furman	W	7-2

YEAR-BY-YEAR RESULTS



4/9/69	Kentucky Wesleyan	W	18-1
4/10/69	Kentucky Wesleyan	W	17-0
4/11/69	USF	W	7-3
4/12/69	USF	W	5-2
4/19/69	at Clemson	W	6-2
4/19/69	at Clemson	W	3-1
4/21/69	at Georgia	W	5-0
4/22/69	at Georgia	W	12-3
4/24/69	St. Leo	W	6-2
4/28/69	Florida	W	3-1
4/29/69	Florida	L	4-9
4/30/69	Georgia Southern	L	2-3
5/1/69	Georgia Southern	W	9-5
5/3/69	Georgia Tech	W	2-1
5/3/69	Georgia Tech	L	5-8
5/7/69	at Jacksonville	W	7-5
5/8/69	at Jacksonville	L	2-4
5/9/69	at Georgia Southern	W	8-1
5/10/69	at Georgia Southern	L	3-4
5/17/69	South Alabama	W	5-4
5/17/69	South Alabama	W	4-0
5/19/69	at Auburn	L	4-7
5/20/69	at Auburn	W	6-3
5/23/69	at Florida	L	0-8
5/24/69	at Florida	L	1-3
5/24/69	at Florida	W	3-1

1970			49-9-1
3/5/70	Union	W	5-1
3/5/70	Union	W	6-2
3/13/70	St. Leo	W	6-1
3/14/70	St. Leo	W	5-4
3/20/70	at Florida Southern	W	1-0
3/21/70	at Miami	W	10-1
3/22/70	vs. Michigan State	L	5-6
3/22/70	at Miami	W	8-3
3/24/70	at Stetson	W	1-0
3/25/70	Bowling Green State	W	17-8
3/25/70	New York	W	6-1
3/26/70	Rider	W	8-1
3/27/70	New York	W	4-2
3/27/70	Southern Illinois	W	6-1
3/30/70	North Carolina	W	15-6
3/30/70	North Carolina	W	5-4
3/31/70	North Carolina	W	3-2
4/1/70	Illinois	W	5-4
4/2/70	Maryland	W	6-2
4/2/70	Holy Cross	W	11-4
4/3/70	Illinois	W	10-0
4/4/70	Holy Cross	W	3-0
4/4/70	Maryland	W	4-3
4/6/70	Auburn	W	10-4
4/7/70	Auburn	L	3-5
4/10/70	at South Alabama	W	8-4
4/11/70	at South Alabama	W	4-0
4/11/70	at South Alabama	W	11-0
4/17/70	at USF	W	7-0
4/18/70	at USF	W	8-0
4/19/70	at St. Leo	W	8-3
4/23/70	Florida Southern	W	7-6
4/24/70	South Alabama	W	9-0
4/25/70	South Alabama	L	3-5
4/25/70	South Alabama	T	2-2
5/1/70	Georgia Southern	W	12-5
5/2/70	Georgia Southern	W	8-4
5/4/70	Jacksonville	W	4-1
5/5/70	Jacksonville	W	9-2
5/8/70	Miami	W	11-4
5/9/70	Miami	W	6-2
5/12/70	at Florida	L	1-3
5/13/70	at Florida	L	4-5
5/15/70	at Georgia Southern	W	8-3
5/16/70	at Georgia Southern	L	1-2
5/18/70	at Auburn	W	5-0
5/19/70	at Auburn	W	7-6
5/22/70	Florida	L	3-4
5/23/70	Florida	W	1-0
5/23/70	Florida	W	9-4

5/28/70	vs. East Carolina ¹	W	2-0
5/29/70	vs. Maryland ¹	W	10-1
5/30/70	vs. Mississippi State ¹	W	5-4
6/13/70	vs. Arizona ²	W	4-0
6/14/70	vs. Dartmouth ²	W	6-0
6/15/70	vs. Texas ³	L	1-5
6/16/70	vs. Ohio ³	W	2-0
6/17/70	vs. Texas ³	W	11-2
6/18/70	vs. USC ³	L	1-2 (15)

1971			41-17
3/2/71	Valdosta State	W	13-1
3/3/71	Union	W	5-0
3/3/71	Union	W	14-0
3/4/71	Union	W	7-6
3/5/71	St. Leo	W	9-8
3/6/71	St. Leo	W	7-6
3/11/71	Lafayette	W	3-0
3/12/71	Lafayette	W	1-0
3/13/71	Lafayette	W	2-1
3/20/71	at Miami	W	5-4
3/21/71	at Miami	L	4-5
3/22/71	vs. Ohio State	L	1-8
3/23/71	vs. Michigan State	W	9-5
3/24/71	at St. Leo	W	14-2
3/25/71	Western Michigan	L	5-7
3/26/71	Florida AGM	W	2-1
3/27/71	Florida AGM	W	21-1
3/28/71	Western Michigan	W	7-5
3/28/71	Western Michigan	L	1-5
3/28/71	Florida AGM	W	7-1
3/31/71	Brown	L	0-2
4/1/71	Brown	W	5-1
4/1/71	Brown	W	3-1
4/2/71	Brown	W	12-1
4/3/71	Brown	W	4-2
4/3/71	Brown	W	6-1
4/6/71	at Jacksonville	L	4-13
4/7/71	at Jacksonville	W	8-6
4/8/71	Northern Illinois	W	7-1
4/9/71	Miami	W	7-5
4/10/71	Miami	L	4-7
4/12/71	Auburn	W	13-8
4/13/71	Auburn	L	8-11
4/14/71	at Valdosta State	W	17-3
4/17/71	at Clemson	L	0-11
4/17/71	at Clemson	L	7-12
4/18/71	at Clemson	L	2-3
4/19/71	at Georgia	W	6-0
4/19/71	at Georgia	L	2-4
4/24/71	South Alabama	W	9-7
4/24/71	South Alabama	L	4-5
4/25/71	South Alabama	W	9-4
4/26/71	USF	W	10-6
4/27/71	USF	W	4-3
4/30/71	Stetson	W	2-0
5/1/71	Stetson	W	1-0
5/1/71	Georgia Southern	L	1-2
5/2/71	Georgia Southern	W	6-1
5/9/71	at South Alabama	W	7-3
5/9/71	at South Alabama	L	1-3
5/14/71	at Georgia Southern	W	2-0
5/17/71	at Auburn	W	9-4
5/18/71	at Auburn	W	6-5
5/21/71	at Florida	W	7-2
5/22/71	at Florida	W	2-0
5/22/71	at Florida	L	3-4
5/28/71	Florida	L	1-4
5/29/71	Florida	W	7-0

1972			45-23
3/2/72	at Stetson	W	6-3
3/3/72	at Stetson	W	7-1
3/4/72	at Rollins	W	2-0
3/5/72	at Rollins	W	11-6
3/6/72	St. Joseph's	W	14-1
3/7/72	St. Joseph's	W	12-6
3/8/72	St. Joseph's	W	8-1

3/10/72	Clemson	W	11-7
3/11/72	Clemson	W	8-3
3/12/72	Clemson	W	20-3
3/18/72	at Florida Southern	W	11-4
3/20/72	at Miami	W	7-4
3/21/72	at USF	L	3-4
3/22/72	at USF	W	6-2
3/23/72	at St. Leo	W	8-7
3/24/72	Auburn	L	3-9
3/25/72	Auburn	W	16-13
3/25/72	Vanderbilt	L	1-11
3/26/72	Vanderbilt	W	4-3
3/27/72	Vanderbilt	W	19-4
3/31/72	Western Michigan	W	6-1
3/31/72	Florida Southern	L	2-4
4/1/72	Western Michigan	L	7-8
4/1/72	Western Michigan	L	4-7
4/2/72	Western Michigan	W	8-1
4/4/72	Virginia	W	8-6
4/5/72	Virginia	W	14-7
4/6/72	at Valdosta State	L	2-4
4/7/72	at Jacksonville	L	4-7
4/8/72	at Jacksonville	L	3-4
4/9/72	at Georgia Southern	W	7-3
4/10/72	at Georgia Southern	L	6-7
4/13/72	Florida AGM	W	12-10
4/14/72	St. Leo	W	12-10
4/15/72	St. Leo	W	15-1
4/19/72	Florida AGM	W	9-2
4/22/72	South Alabama	L	2-9
4/22/72	South Alabama	L	2-5
4/23/72	South Alabama	L	4-6
4/26/72	Chicago State	W	10-5
4/27/72	Chicago State	W	12-0
4/27/72	Chicago State	W	11-2
4/29/72	Georgia Tech	W	4-2
4/30/72	Georgia Tech	W	8-3
5/2/72	at Florida AGM	W	12-4
5/3/72	at Florida AGM	W	13-7
5/4/72	Jacksonville	L	1-3
5/5/72	Jacksonville	W	6-5
5/6/72	Georgia Southern	L	3-4
5/6/72	Georgia Southern	W	5-2
5/7/72	Georgia Southern	W	12-10
5/9/72	Valdosta State	W	3-2
5/10/72	Miami	L	4-5
5/10/72	Miami	L	3-4
5/11/72	Miami	W	4-3
5/13/72	at South Alabama	W	6-4
5/13/72	at South Alabama	W	3-1
5/14/72	at South Alabama	L	0-10
5/15/72	at Auburn	L	3-9
5/16/72	at Auburn	W	7-4
5/19/72	at Florida	L	1-3
5/20/72	at Florida	L	1-3
5/26/72	Florida	W	8-1
5/27/72	Florida	W	4-2
5/27/72	Florida	W	9-4
6/1/72	vs. South Alabama ¹	L	5-6
6/2/72	vs. Richmond ²	W	10-5
6/3/72	vs. Ole Miss ¹	L	3-8

1973			38-21
2/16/73	at Miami	L	1-5
2/17/73	at Florida International	W	7-4
3/1/73	at USF	W	11-5
3/2/73	at USF	L	7-8
3/3/73	at Tampa	W	6-2
3/4/73	at Tampa	W	4-0
3/10/73	St. Joseph's	W	9-0
3/11/73	St. Joseph's	W	9-4
3/14/73	Jacksonville State	W	13-5
3/15/73	Marietta	L	5-7
3/24/73	at Miami	W	7-6
3/25/73	at Miami	W	8-2
3/26/73	at Florida Southern	L	2-3
3/27/73	at St. Leo	W	7-4
3/28/73	at Valdosta State	W	3-2



YEAR-BY-YEAR RESULTS

4/1/73	Fairleigh Dickinson	W	5-0
4/1/73	Fairleigh Dickinson	W	2-1
4/5/73	Rollins	W	12-0
4/6/73	Rollins	W	5-0
4/8/73	South Alabama	L	3-11
4/8/73	South Alabama	W	4-3
4/9/73	Auburn	L	2-4
4/10/73	Auburn	L	2-4
4/11/73	Cumberland	W	3-0
4/12/73	Cumberland	W	9-0
4/13/73	St. Leo	W	3-0
4/14/73	St. Leo	W	11-0
4/15/73	Tampa	W	10-2
4/16/73	Tampa	W	8-4
4/17/73	Valdosta State	W	9-8
4/18/73	Miami	L	1-10
4/20/73	Miami	W	4-1
4/21/73	at Georgia Southern	L	0-7
4/21/73	at Georgia Southern	W	13-8
4/22/73	at Georgia Southern	L	3-7
4/23/73	at Florida AGM	W	14-6
4/26/73	at Clemson	L	1-2
4/26/73	at Clemson	W	2-1
4/27/73	at Clemson	W	9-1
4/28/73	at Georgia Tech	L	0-1
4/29/73	at Georgia Tech	L	2-3
4/30/73	Jacksonville	L	6-12
4/30/73	Jacksonville	W	7-4
5/1/73	Jacksonville	W	6-5
5/5/73	Georgia Southern	L	4-5
5/6/73	Georgia Southern	W	4-1
5/7/73	Florida AGM	W	8-1
5/12/73	at South Alabama	L	5-8
5/12/73	at South Alabama	L	3-4
5/13/73	at South Alabama	L	2-3
5/14/73	at Auburn	W	4-2
5/15/73	at Auburn	W	8-4
5/17/73	Stetson	L	6-7
5/18/73	Stetson	L	4-5
5/19/73	Florida	W	3-0
5/20/73	Florida	W	9-5
5/25/73	at Florida	W	8-7
5/26/73	at Florida	L	0-4
5/26/73	at Florida	W	8-0

1974		37-25-1	
2/27/74	at Jacksonville	L	0-2
2/27/74	at Jacksonville	W	5-4
2/28/74	at Jacksonville	W	3-2
3/2/74	Troy	W	11-2
3/2/74	Troy	W	9-2
3/5/74	UNC-Wilmington	W	5-4
3/6/74	UNC-Wilmington	W	15-5
3/7/74	UNC-Wilmington	W	10-4
3/8/74	Clemson	W	6-3
3/9/74	Clemson	L	5-7
3/10/74	Clemson	W	5-3
3/16/74	at Miami	L	2-3
3/17/74	at Miami	L	3-4
3/18/74	at Florida International	W	5-2
3/19/74	at Florida Southern	W	9-7
3/20/74	at Tampa	L	5-6
3/21/74	at Tampa	W	9-5
3/22/74	Tennessee	L	4-7
3/23/74	Tennessee	L	0-2
3/24/74	Ohio	L	3-6
3/26/74	South Carolina	L	1-4
3/26/74	South Carolina	L	0-1
3/27/74	Rider	W	6-1
3/29/74	Western Michigan	L	3-7
3/29/74	Western Michigan	L	2-4
3/30/74	at Valdosta State	W	6-3
4/2/74	Columbus State	W	3-0
4/5/74	Niagara	W	4-2
4/6/74	Lewis	L	11-12
4/7/74	Lewis	L	0-4
4/7/74	Lewis	L	5-7
4/9/74	Mercer-Atlanta	W	3-1

4/9/74	Mercer-Atlanta	W	14-2
4/10/74	Tampa	W	7-4
4/11/74	Tampa	W	11-1
4/12/74	Mercer	W	5-0
4/13/74	Mercer	W	13-11
4/15/74	Florida International	W	2-0
4/15/74	Florida International	L	4-5
4/18/74	Miami	W	2-1
4/18/74	Miami	W	7-4
4/19/74	Miami	L	3-17
4/20/74	at Georgia Southern	L	3-13
4/21/74	at Georgia Southern	W	4-2
4/22/74	Florida Southern	L	2-4
4/24/74	Valdosta State	L	1-15
4/26/74	USF	W	2-1
4/27/74	USF	W	9-8
4/29/74	Auburn	W	11-1
4/30/74	Auburn	L	3-6
5/4/74	Georgia Southern	W	7-6
5/5/74	Georgia Southern	W	6-1
5/5/74	Georgia Southern	W	3-2
5/12/74	at Columbus State	W	7-2
5/13/74	at Auburn	L	4-5
5/14/74	at Auburn	L	1-7
5/15/74	Jacksonville	W	9-2
5/16/74	Jacksonville	W	8-6
5/17/74	Florida	T	0-0
5/18/74	Florida	L	2-6
5/18/74	Florida	W	4-3
5/19/74	at Florida	L	4-5
5/20/74	at Florida	W	4-3

1975		49-10	
2/26/75	at St. Leo	W	1-0
2/26/75	at St. Leo	W	10-4
3/1/75	Florida	W	14-0
3/2/75	Florida	W	6-4
3/6/75	Jacksonville	W	6-4
3/6/75	Jacksonville	W	12-3
3/7/75	Jacksonville	W	8-0
3/8/75	Valdosta State	W	9-0
3/9/75	at Valdosta State	W	8-3
3/12/75	Mercer	W	4-0
3/13/75	Mercer	W	5-0
3/15/75	Florida International	W	7-5
3/20/75	St. Leo	W	4-0
3/20/75	St. Leo	W	7-2
3/22/75	at Florida International	W	12-4
3/23/75	vs. Michigan State	L	3-4
3/24/75	vs. Army	W	7-4
3/24/75	vs. Michigan State	W	11-3
3/25/75	at Miami	W	3-0
3/26/75	at Miami	L	0-2
3/26/75	at Miami	W	10-7
3/28/75	Niagara	W	16-1
3/29/75	Tampa	W	4-3
3/29/75	Tampa	W	10-2
3/31/75	Niagara	W	7-2
3/31/75	Niagara	W	10-4
4/2/75	Columbus State	W	10-2
4/4/75	Miami	W	8-0
4/5/75	Miami	W	5-2
4/8/75	South Alabama	W	4-2
4/8/75	South Alabama	L	4-8
4/9/75	South Alabama	W	5-4
4/12/75	Georgia Tech	W	11-0
4/13/75	Georgia Tech	W	9-3
4/15/75	Auburn	W	3-1
4/16/75	Auburn	W	4-0
4/17/75	Stetson	W	6-2
4/18/75	Stetson	W	5-3
4/22/75	at Jacksonville	W	4-0
4/23/75	at Jacksonville	L	1-2
4/25/75	at Mercer	L	2-5
4/26/75	at Mercer	W	5-0
4/29/75	at Florida	W	9-5
4/29/75	at Florida	L	5-8
4/30/75	at Florida	W	8-7

5/2/75	Georgia Southern	W	8-2
5/3/75	Georgia Southern	W	6-0
5/4/75	at Georgia Southern	W	10-5
5/4/75	at Georgia Southern	W	6-3
5/5/75	at Georgia Southern	L	7-8
5/7/75	at South Alabama	W	7-1
5/11/75	at Columbus State	W	6-4
5/12/75	at Auburn	W	4-1
5/12/75	at Auburn	L	3-4
5/23/75	vs. Miami ¹	W	1-0
5/24/75	vs. LSU ¹	W	4-2
5/25/75	vs. Miami ²	W	6-5
6/7/75	vs. Eastern Michigan ¹	L	1-2
6/8/75	vs. Seton Hall ¹	L	0-11

1976		40-16	
2/22/76	at St. Thomas	W	9-4
2/22/76	at St. Thomas	W	8-5
2/23/76	at Miami	W	5-1
2/28/76	Louisiana	W	3-2
2/29/76	Louisiana	W	13-10
3/3/76	Columbus State	W	5-4
3/4/76	Georgia Southwestern State	W	20-1
3/4/76	Georgia Southwestern State	W	12-0
3/6/76	at Georgia Southwestern State	L	7-9
3/6/76	at Georgia Southwestern State	W	10-4
3/9/76	St. Thomas	W	10-7
3/10/76	St. Thomas	W	17-6
3/18/76	Howard	L	1-6
3/18/76	Howard	W	9-1
3/20/76	Valdosta State	W	9-0
3/20/76	St. Leo	W	8-0
3/21/76	St. Leo	W	7-1
3/23/76	Stetson	W	8-0
3/23/76	Stetson	W	10-4
3/24/76	Jacksonville	W	21-5
3/24/76	Jacksonville	W	6-5
3/26/76	Otterbein	W	12-2
3/26/76	Otterbein	W	10-3
3/28/76	at Valdosta State	W	6-2
3/29/76	at Stetson	L	10-11
3/30/76	at Stetson	L	5-9
4/3/76	at Georgia Southern	W	10-3
4/4/76	at Georgia Southern	L	4-6
4/8/76	at Jacksonville	W	6-1
4/9/76	at Jacksonville	L	2-6
4/10/76	Mercer	L	12-14
4/10/76	Mercer	W	8-2
4/11/76	USF	W	4-0
4/11/76	USF	W	6-1
4/12/76	Florida	W	8-2
4/13/76	Florida	W	3-0
4/14/76	Niagara	W	4-3
4/14/76	Niagara	W	13-4
4/15/76	Niagara	W	15-4
4/17/76	at South Alabama	W	9-4
4/17/76	at South Alabama	L	0-1
4/18/76	at South Alabama	L	2-3
4/20/76	at Florida	W	8-5
4/21/76	at Florida	W	11-3
4/24/76	South Alabama	W	21-6
5/2/76	at Georgia Tech	W	18-6
5/2/76	at Georgia Tech	L	3-4
5/5/76	Miami	L	1-6
5/6/76	Miami	L	7-9
5/6/76	Miami	W	20-4
5/8/76	Georgia Southern	L	5-11
5/9/76	Georgia Southern	W	5-2
5/9/76	Georgia Southern	L	3-4
5/21/76	Jacksonville ¹	W	6-1
5/24/76	Auburn ¹	L	1-2
5/24/76	Jacksonville ¹	L	7-9

1977		37-13	
2/26/77	St. Leo	W	9-2
3/1/77	Jacksonville	W	12-1
3/2/77	Jacksonville	W	4-0
3/7/77	Florida	L	3-8

YEAR-BY-YEAR RESULTS



3/7/77	Florida	L	1-2
3/13/77	at Valdosta State	W	14-5
3/17/77	Kentucky	L	0-14
3/17/77	Kentucky	W	6-4
3/18/77	Marietta	W	8-0
3/19/77	Olivet	W	23-0
3/19/77	Olivet	W	16-1
3/20/77	North Central	W	11-5
3/20/77	North Central	W	11-3
3/21/77	North Central	W	14-3
3/22/77	at Jacksonville	W	9-5
3/23/77	at Jacksonville	L	8-10
3/26/77	at Georgia Southern	L	2-3
3/26/77	at Georgia Southern	W	6-0
3/27/77	at Georgia Southern	W	6-3
3/29/77	Troy	W	8-0
3/30/77	Troy	W	6-2
4/3/77	vs. UNLV	W	4-3
4/3/77	vs. USC	L	5-16
4/4/77	at Hawaii	L	4-5
4/5/77	vs. Nebraska-Kearney	W	13-9
4/6/77	vs. USC	W	3-2
4/7/77	vs. UNLV	W	4-2
4/8/77	vs. Nebraska-Kearney	W	11-1
4/8/77	at Hawaii	W	5-2
4/12/77	Valdosta State	W	9-3
4/15/77	St. Leo	W	9-5
4/15/77	St. Leo	W	9-1
4/16/77	at Florida	L	3-7
4/17/77	at Florida	W	8-7
4/19/77	Miami	W	14-10
4/20/77	Miami	L	4-10
4/23/77	at USF	W	5-0
4/24/77	at USF	W	8-6
4/25/77	at Miami	L	10-12
4/26/77	at Miami	L	3-12
4/26/77	at Miami	L	2-10
4/30/77	at Mercer	W	6-4
5/4/77	Mercer	W	9-1
5/7/77	Georgia Southern	W	4-3
5/8/77	Georgia Southern	W	10-9
5/13/77	vs. Tulane ^a	W	12-4
5/13/77	vs. Tulane ^a	W	5-2
5/14/77	at Memphis ^a	W	10-2
5/15/77	vs. Tulane ^a	L	3-4
5/15/77	vs. Tulane ^a	W	11-1

1978

3/3/78	Tulane	W	6-1
3/3/78	Tulane	L	3-8
3/4/78	USF	W	7-4
3/5/78	USF	W	2-0
3/6/78	Rose-Hulman Tech	W	17-0
3/6/78	Rose-Hulman Tech	W	6-5
3/7/78	Rose-Hulman Tech	W	7-3
3/7/78	Rose-Hulman Tech	W	13-1
3/10/78	East Tennessee State	W	14-1
3/10/78	East Tennessee State	W	7-4
3/11/78	St. Leo	W	11-6
3/12/78	St. Leo	W	7-3
3/16/78	Morehead State	W	16-4
3/16/78	Morehead State	W	3-2
3/17/78	Western Kentucky	W	13-4
3/17/78	Western Kentucky	W	16-3
3/18/78	Ohio State	W	3-2
3/19/78	Ohio State	W	24-13
3/19/78	Cincinnati	W	11-5
3/20/78	Cincinnati	W	19-8
3/21/78	Ohio State	W	7-4
3/21/78	Cincinnati	W	10-6
3/25/78	at Tulane	L	0-4
3/25/78	at Tulane	W	3-0
3/26/78	at South Alabama	L	5-16
3/26/78	at South Alabama	L	2-9
3/29/78	Oakland	W	15-6
3/29/78	Oakland	W	6-2
3/31/78	at USF	W	5-1
4/1/78	at USF	W	8-3

44-18 (5-2 METRO)

4/2/78	at St. Leo	W	8-4
4/2/78	at St. Leo	L	3-4
4/4/78	South Alabama	W	5-4
4/4/78	South Alabama	W	7-3
4/8/78	at Jacksonville	L	3-4
4/9/78	at Jacksonville	W	11-5
4/11/78	Jacksonville	W	11-9
4/12/78	Jacksonville	W	11-6
4/15/78	at Georgia Southern	W	1-0
4/16/78	at Georgia Southern	L	3-4
4/17/78	Valdosta State	W	10-7
4/20/78	at UNLV	L	4-16
4/21/78	at UNLV	L	1-3
4/22/78	at UNLV	L	6-9
4/23/78	at UNLV	L	6-13
4/26/78	Florida	W	5-1
4/27/78	Florida	W	9-8
4/30/78	Valdosta State	W	13-5
5/2/78	at Florida	W	7-1
5/2/78	at Florida	L	4-5
5/3/78	Mercer	W	12-11
5/6/78	Georgia Southern	W	9-3
5/7/78	Georgia Southern	L	2-4
5/7/78	Georgia Southern	L	4-7
5/11/78	Georgia Tech ^a	W	4-3
5/12/78	Louisville ^a	L	3-4
5/12/78	Tulane ^a	W	3-2
5/13/78	Georgia Tech ^a	W	8-4
5/13/78	Louisville ^a	W	7-5
5/14/78	Memphis ^a	L	9-10
5/19/78	vs. Marshall ^b	L	0-4
5/20/78	at Miami ^c	L	2-7

1979

2/28/79	Troy	W	6-4
2/28/79	Troy	W	12-0
3/3/79	Mercer	W	7-5
3/4/79	at Valdosta State	L	0-2
3/6/79	Valdosta State	L	12-14
3/6/79	Valdosta State	W	6-0
3/8/79	at Florida	W	4-3
3/9/79	at Florida	L	3-16
3/10/79	St. Leo	W	18-2
3/11/79	St. Leo	W	5-2
3/13/79	St. Francis (IL)	W	4-1
3/13/79	St. Francis (IL)	L	2-5
3/14/79	Tulane	W	7-3
3/14/79	Tulane	W	9-2
3/15/79	St. Francis (IL)	W	14-5
3/15/79	St. Francis (IL)	W	8-1
3/16/79	Austin Peay State	W	4-2
3/16/79	Austin Peay State	W	12-0
3/17/79	Western Kentucky	W	14-4
3/17/79	Jacksonville	W	8-3
3/18/79	Jacksonville	W	21-8
3/19/79	Mercer	W	4-2
3/20/79	at USF	W	6-4
3/21/79	at USF	W	12-4
3/22/79	Tennessee-Martin	W	4-1
3/22/79	Tennessee-Martin	W	10-4
3/24/79	Wright State	W	12-0
3/24/79	Wright State	W	13-6
3/26/79	Stetson	L	9-14
3/28/79	Oakland	W	13-4
3/28/79	Oakland	W	13-6
3/30/79	at Miami	L	3-4
3/31/79	at Miami	L	3-5
4/1/79	at St. Leo	W	11-5
4/1/79	at St. Leo	L	1-5
4/5/79	Florida AGM	W	13-1
4/8/79	Florida	W	12-7
4/11/79	Miami	W	9-2
4/12/79	Miami	W	3-2
4/14/79	at Georgia Southern	W	6-4
4/15/79	at Georgia Southern	L	4-7
4/15/79	at Georgia Southern	W	5-4
4/18/79	at Jacksonville	W	3-0
4/19/79	at Jacksonville	L	9-10

43-17-1 (2-0 METRO)

4/21/79	USF	W	3-1
4/22/79	USF	W	10-1
4/23/79	at Valdosta State	T	14-14
4/26/79	Florida AGM	W	20-4
4/27/79	at Mercer	L	2-4
4/28/79	at Georgia Tech	W	5-2
4/29/79	at Georgia Tech	W	11-4
5/2/79	Florida AGM	W	9-1
5/4/79	Florida	W	20-7
5/5/79	Georgia Southern	L	3-8
5/6/79	Georgia Southern	L	1-8
5/11/79	Cincinnati ^a	W	13-3
5/12/79	Tulane ^a	L	5-10
5/12/79	Memphis ^a	W	11-1
5/13/79	Tulane ^a	L	2-5
5/25/79	Florida ^b	L	5-9
5/26/79	Delaware ^c	L	6-7

1980

2/22/80	at Miami	L	0-10
2/23/80	at Miami	L	3-4
2/24/80	at Miami	W	9-8
2/27/80	Troy	W	5-3
2/27/80	Troy	W	11-9
3/3/80	Lenoir-Rhyne	W	10-3
3/4/80	at Jacksonville	W	8-4
3/5/80	at Jacksonville	W	17-8
3/5/80	at Jacksonville	W	16-3
3/8/80	Florida	L	6-21
3/11/80	Wingate	W	6-0
3/11/80	Wingate	W	5-4
3/13/80	Missouri S&T	W	18-3
3/13/80	Missouri S&T	W	13-0
3/16/80	Brooklyn College	W	23-5
3/17/80	Northern Kentucky	W	2-0
3/18/80	Mercer	W	9-7
3/19/80	Moumouth	W	27-2
3/21/80	Otterbein	W	18-3
3/21/80	Otterbein	W	15-6
3/22/80	Wright State	W	12-0
3/22/80	Wright State	L	2-6
3/24/80	at Tulane	L	2-3
3/27/80	Eastern Illinois	W	10-9
3/29/80	Dayton	W	28-2
3/31/80	at Mercer	W	7-4
4/5/80	Jacksonville	W	7-6
4/5/80	Jacksonville	W	15-3
4/6/80	Jacksonville	W	5-1
4/7/80	at Valdosta State	W	15-9
4/9/80	Auburn	W	21-7
4/9/80	Auburn	W	2-0
4/11/80	at USF	W	12-0
4/12/80	at USF	W	3-1
4/12/80	at USF	W	14-3
4/15/80	at Florida	W	2-1
4/16/80	at Florida	W	15-2
4/20/80	Flagler	W	12-1
4/22/80	at Auburn	W	9-5
4/23/80	at Auburn	W	4-4
4/25/80	USF	W	10-2
4/26/80	USF	W	17-0
4/26/80	USF	W	5-4
4/29/80	at Troy	L	3-5
4/29/80	at Troy	W	12-3
4/30/80	Valdosta State	W	11-4
5/3/80	Miami	L	6-10
5/4/80	Miami	W	7-5
5/5/80	Miami	L	5-7
5/9/80	Virginia Tech ^d	L	4-12
5/9/80	Louisville ^e	W	13-1
5/10/80	Tulane ^f	W	12-5
5/10/80	Virginia Tech ^d	W	13-6
5/11/80	Memphis ^g	W	14-11
5/11/80	Memphis ^g	W	11-7
5/13/80	at Georgia Southern	W	5-3
5/14/80	at Georgia Southern	W	13-11
5/14/80	at Georgia Southern	L	3-8
5/22/80	New Orleans ^h	W	10-8



YEAR-BY-YEAR RESULTS

5/24/80	Western Kentucky ¹	W	19-7
5/25/80	Western Kentucky ¹	W	10-5
5/30/80	vs. Hawaii ²	L	6-7
5/31/80	vs. Arizona ³	L	3-5

1981	56-23 (4-3 METRO)		
2/21/81	Georgia Southern	L	2-3
2/21/81	Georgia Southern	L	2-5
2/22/81	Georgia Southern	W	14-6
2/26/81	Georgia State	W	19-3
2/26/81	Georgia State	W	8-7
2/27/81	Georgia State	W	19-2
2/28/81	Clemson	W	9-8
3/1/81	Clemson	W	11-7
3/3/81	at Jacksonville	W	17-5
3/4/81	at Jacksonville	L	9-10
3/6/81	at Miami	L	3-4
3/7/81	at Miami	L	8-10
3/8/81	at Miami	L	4-19
3/10/81	Mercer	W	6-5
3/11/81	at Mercer	L	3-4
3/13/81	at Florida	W	3-1
3/14/81	at Florida	L	5-17
3/15/81	Wingate	W	15-6
3/15/81	Louisville	W	10-1
3/16/81	Ripon	W	7-1
3/16/81	Ripon	W	12-1
3/17/81	Wingate	W	4-2
3/17/81	Wingate	W	6-2
3/18/81	Campbellsville	W	19-4
3/19/81	Otterbein	W	11-8
3/19/81	Otterbein	W	9-4
3/20/81	South Carolina	W	9-8
3/21/81	South Carolina	L	5-8
3/22/81	South Carolina	W	12-6
3/23/81	Jackson State	W	12-11
3/24/81	Cleveland State	W	10-3
3/25/81	at Georgia	W	8-3
3/26/81	at Georgia	L	2-4
3/27/81	at Georgia State	W	15-5
3/28/81	at Georgia State	W	16-8
3/29/81	at Georgia State	L	1-3
4/1/81	Florida	W	14-10
4/2/81	Florida	L	9-12
4/4/81	at Tulane	W	15-9
4/4/81	at Tulane	L	3-11
4/5/81	at Tulane	L	4-15
4/7/81	Jacksonville	W	8-7
4/7/81	Jacksonville	W	7-0
4/9/81	Flagler	L	3-4
4/9/81	Flagler	W	12-4
4/11/81	Memphis	L	4-6
4/11/81	Memphis	W	8-4
4/12/81	Memphis	W	7-6
4/15/81	West Florida	W	6-1
4/15/81	West Florida	W	3-2
4/17/81	at South Carolina	W	7-5
4/19/81	at South Carolina	L	3-9
4/22/81	at USF	L	0-2
4/22/81	at USF	W	7-3
4/23/81	at USF	W	7-6
4/25/81	USF	W	8-2
4/25/81	USF	W	8-0
4/26/81	USF	W	14-5
4/27/81	Valdosta State	W	14-6
4/28/81	at Auburn	W	7-1
4/29/81	at Auburn	W	4-3
5/2/81	Miami	L	2-3
5/3/81	Miami	W	5-4
5/4/81	Miami	L	3-4
5/7/81	Auburn	W	7-5
5/7/81	Auburn	W	11-3
5/8/81	at Georgia Southern	W	2-1
5/9/81	at Georgia Southern	W	6-1
5/10/81	at Valdosta State	W	5-3
5/14/81	St. Louis ⁴	W	15-3
5/15/81	Memphis ⁵	W	5-0
5/16/81	Tulane ⁶	L	2-6

5/16/81	Memphis ⁵	W	7-3
5/17/81	Tulane ⁶	W	22-4
5/17/81	Tulane ⁶	W	15-5
5/21/81	vs. Florida ¹	W	5-1
5/22/81	vs. Minnesota ¹	W	9-5
5/23/81	at Miami ¹	L	6-14
5/23/81	vs. Florida ¹	L	4-5

1982	56-17 (5-4 METRO)		
2/13/82	Georgia State	W	23-0
2/13/82	Georgia State	W	9-1
2/14/82	Georgia State	W	25-11
2/17/82	Mercer-Atlanta	W	24-0
2/18/82	Mercer-Atlanta	W	19-2
2/19/82	Mercer-Atlanta	W	15-1
2/20/82	Georgia	L	5-21
2/21/82	Georgia	W	6-5
2/22/82	Southern	W	12-10
2/23/82	Southern	W	21-6
2/27/82	Southern Miss	W	16-7
2/28/82	Southern Miss	W	20-1
3/1/82	Georgia Southern	W	5-2
3/2/82	Georgia Southern	W	9-5
3/3/82	at Mercer	W	14-10
3/4/82	at Mercer-Atlanta	W	11-2
3/5/82	at Mercer-Atlanta	W	12-0
3/6/82	at Mercer-Atlanta	W	9-0
3/8/82	Southeast Missouri State	W	19-2
3/9/82	Valparaiso	W	6-0
3/11/82	Florida	W	17-16
3/12/82	Florida	W	8-1
3/13/82	at Florida	L	6-9
3/14/82	at Florida	W	7-6
3/17/82	at Jacksonville	L	6-12
3/18/82	at Jacksonville	L	6-12
3/19/82	at Jacksonville	W	10-4
3/20/82	Cleveland State	W	27-4
3/21/82	Cleveland State	W	24-15
3/22/82	St. Xavier	W	11-0
3/23/82	Virginia Tech	W	7-2
3/25/82	Virginia Tech	W	12-4
3/25/82	Virginia Tech	L	1-5 (7)
3/26/82	Miami	L	5-6
3/27/82	Miami	W	5-3
3/28/82	Miami	W	9-3
4/1/82	at Clemson	W	8-1
4/2/82	at Clemson	W	7-6 (7)
4/3/82	at Georgia State	W	17-8
4/4/82	at Georgia State	W	31-6 (7)
4/6/82	West Florida	W	9-4
4/7/82	Jacksonville	L	4-7
4/7/82	Jacksonville	W	10-7
4/10/82	at Memphis	L	1-3
4/10/82	at Memphis	L	3-11
4/11/82	at Memphis	W	12-6
4/13/82	at Auburn	L	5-9
4/14/82	at Auburn	W	10-8 (5)
4/16/82	Valdosta State	W	4-0
4/17/82	Tulane	L	6-8
4/17/82	Tulane	W	4-3
4/18/82	Tulane	W	8-6
4/20/82	Auburn	W	14-0
4/21/82	Auburn	L	8-9
4/22/82	at Valdosta State	W	4-1
4/24/82	Mercer	W	12-2
4/24/82	Mercer	W	8-1
4/30/82	Flagler	W	5-2
5/1/82	Flagler	W	13-1
5/4/82	at Georgia Southern	W	5-4
5/5/82	at Georgia Southern	W	8-4
5/5/82	at Georgia Southern	W	19-9
5/7/82	at Miami	L	5-11
5/8/82	at Miami	W	9-2
5/9/82	at Miami	T	7-7 (5)
5/13/82	Cincinnati ⁸	W	10-2
5/14/82	Memphis ⁹	L	2-4
5/14/82	Louisville ⁹	W	12-1
5/15/82	Virginia Tech ⁹	W	2-1

5/15/82	Memphis ⁸	W	7-6
5/16/82	Tulane ⁸	L	7-11
5/28/82	vs. Eastern Michigan ¹	L	2-7
5/29/82	vs. Ohio State ¹	W	8-3
5/30/82	vs. Oklahoma ¹	L	5-6

1983	55-18-1 (6-4 METRO)		
2/12/83	Southern Miss	W	4-2
2/12/83	Southern Miss	W	8-4
2/16/83	at Mercer	W	22-6
2/17/83	at Mercer	W	14-5
2/18/83	at USF	L	10-11
2/19/83	at USF	W	5-2
2/19/83	at USF	L	1-4
2/23/83	Auburn	W	12-9
2/23/83	Auburn	W	6-1
2/25/83	at Miami	L	0-9
2/26/83	at Miami	L	2-4
3/1/83	Clemson	W	5-4
3/2/83	Clemson	T	3-3
3/5/83	at Florida	L	2-6
3/6/83	at Florida	L	14-16
3/8/83	Wingate	W	6-4
3/10/83	at UNLV	W	7-2
3/11/83	at UNLV	L	5-6
3/12/83	at UNLV	W	14-11
3/14/83	Louisville	L	4-6
3/15/83	Louisville	W	11-4 (7)
3/18/83	Wake Forest	W	10-2
3/19/83	Wake Forest	W	9-1
3/20/83	Wake Forest	W	7-3 (6)
3/21/83	Tennessee Tech	W	4-3
3/22/83	Tennessee Tech	W	12-2
3/23/83	at Auburn	W	7-5
3/25/83	Pitt	W	7-4
3/26/83	Pitt	W	12-4
3/27/83	Pitt	W	13-0
3/28/83	St. Xavier	W	7-4
3/29/83	LSU	L	5-15
3/30/83	LSU	W	10-5
3/31/83	Louisiana	W	4-3
4/1/83	USF	W	7-6
4/2/83	USF	W	9-4
4/3/83	USF	W	12-2
4/4/83	at Jacksonville	L	2-5
4/5/83	at Jacksonville	L	7-9
4/10/83	Florida	L	5-7
4/10/83	Florida	W	9-3
4/11/83	at Georgia Southern	W	12-3
4/12/83	at Georgia Southern	W	9-6
4/13/83	Jacksonville	W	7-1
4/14/83	Jacksonville	W	7-2
4/15/83	Miami	W	6-5
4/16/83	Miami	W	4-3
4/17/83	Miami	W	5-0
4/19/83	Georgia Southern	W	16-4
4/20/83	Georgia Southern	W	8-1
4/21/83	Mercer	W	17-4
4/22/83	Mercer	W	14-5
4/23/83	Memphis	W	17-0
4/23/83	Memphis	W	2-1
4/24/83	Memphis	L	6-7
4/29/83	Georgia State	W	17-4
4/30/83	Georgia State	W	10-2
4/30/83	Georgia State	W	8-3
5/2/83	at Georgia State	W	10-1
5/3/83	at Georgia State	L	4-2
5/3/83	at Georgia State	W	9-7
5/4/83	at LSU	W	8-2
5/5/83	at LSU	W	6-3
5/6/83	at Louisiana	L	3-0
5/7/83	at Tulane	W	5-6
5/7/83	at Tulane	L	6-8
5/8/83	at Tulane	W	10-6
5/12/83	Southern Miss ⁴	W	14-7
5/13/83	Cincinnati ⁵	W	9-2
5/14/83	Tulane ⁶	W	4-2
5/15/83	Tulane ⁶	W	9-6

YEAR-BY-YEAR RESULTS



5/27/83	South Alabama ¹	W	8-2
5/28/83	Alabama ¹	L	5-7
5/29/83	Miami ¹	L	5-10

1984	55-29 (10-2 METRO)		
2/3/84	vs. USF	W	7-6
2/4/84	at Miami	L	4-10
2/5/84	vs. Florida	L	3-8
2/10/84	at USF	W	4-3
2/11/84	at USF	W	10-6
2/12/84	at USF	W	10-8
2/14/84	West Florida	W	7-5
2/15/84	West Florida	W	7-1
2/16/84	Tampa	W	9-5
2/17/84	Tampa	W	7-6
2/18/84	Georgia Tech	W	12-6
2/19/84	Georgia Tech	L	2-15
2/21/84	Jacksonville	W	4-0
2/22/84	Jacksonville	W	13-3
2/24/84	at Miami	L	0-7
2/25/84	at Miami	L	5-14
2/26/84	at Miami	W	7-6
2/28/84	Auburn	W	10-4
2/29/84	Auburn	W	12-2
3/1/84	Ball State	W	13-2
3/2/84	Ball State	W	5-1
3/3/84	Ball State	W	12-2
3/4/84	Ball State	W	8-6
3/6/84	at UNLV	L	9-14
3/7/84	at UNLV	L	1-3
3/8/84	at UNLV	L	2-6
3/9/84	at Cal State Fullerton	L	3-5
3/10/84	at Cal State Fullerton	L	1-6
3/11/84	at Cal State Fullerton	W	10-4
3/13/84	Southern Miss	W	7-5
3/14/84	Southern Miss	L	8-9
3/15/84	Southern Miss	W	12-6
3/16/84	USF	W	3-2
3/17/84	USF	L	6-8
3/18/84	USF	L	3-6
3/19/84	Pitt	W	5-0
3/21/84	Pitt	W	21-1
3/21/84	Pitt	W	6-0
3/22/84	Tennessee Tech	W	7-3
3/23/84	vs. Alabama	W	18-16
3/24/84	Georgia Southern	W	5-4
3/25/84	Georgia Southern	W	21-3
3/29/84	at Clemson	L	0-13
3/30/84	at Clemson	L	3-13
3/31/84	at Georgia State	W	8-6
4/1/84	at Georgia State	W	26-13
4/4/84	Florida	L	3-11
4/4/84	Florida	W	11-9
4/5/84	at Jacksonville	L	2-10
4/6/84	at Jacksonville	L	8-10
4/7/84	at Georgia Southern	W	4-2
4/8/84	at Georgia Southern	L	3-6
4/10/84	Mercer	W	6-0
4/11/84	Mercer	W	13-2
4/13/84	Miami	W	3-2
4/14/84	Miami	L	3-4
4/15/84	Miami	W	5-4
4/17/84	at Florida	L	7-8
4/18/84	at Florida	W	7-4
4/19/84	South Alabama	L	4-12
4/20/84	South Alabama	L	3-9
4/21/84	Florida International	W	10-3
4/22/84	Florida International	W	12-3
4/27/84	Tulane	W	17-4
4/29/84	Tulane	W	8-4
4/29/84	Tulane	L	0-1
4/30/84	at South Alabama	L	7-8
5/1/84	at Southern Miss	W	9-3
5/2/84	at Southern Miss	W	11-2
5/3/84	at Southern Miss	W	16-6
5/4/84	at Memphis	W	13-7
5/6/84	at Memphis	W	11-3
5/6/84	at Memphis	W	8-3

5/10/84	South Carolina ¹	L	3-4
5/11/84	Tulane ¹	W	4-2
5/11/84	Memphis ¹	W	10-3
5/12/84	Cincinnati ¹	W	11-2
5/13/84	Virginia Tech ¹	W	17-3
5/13/84	South Carolina ¹	W	11-10
5/18/84	New Orleans	L	4-7
5/19/84	New Orleans	W	7-3
5/20/84	New Orleans	W	7-1
5/24/84	Stetson ¹	L	7-10
5/25/84	East Carolina ¹	L	4-7

1985	59-23 (12-5 METRO)		
2/5/85	Georgia Southern*	W	7-0
2/6/85	Georgia Southern*	W	1-0
2/9/85	USF	W	11-5
2/10/85	USF	W	8-2
2/11/85	Grambling State	W	13-7
2/12/85	Grambling State	W	9-4
2/14/85	Samford	W	14-7
2/15/85	Samford	W	18-10
2/16/85	Southern Miss	W	20-1
2/16/85	Southern Miss	W	10-4
2/17/85	Southern Miss	W	24-3
2/22/85	at Miami	W	5-2
2/23/85	at Miami	L	4-15
2/24/85	at Miami	L	5-6
2/26/85	Georgia Southern	W	5-4
2/27/85	Georgia Southern	W	12-6
2/28/85	St. Leo	W	16-2
3/2/85	Ball State	L	11-12
3/2/85	Ball State	W	12-10
3/3/85	Ball State	W	15-6
3/4/85	Ball State	L	9-10
3/5/85	at Jacksonville	W	12-0
3/6/85	at Jacksonville	W	25-6
3/7/85	at UCF	W	6-2
3/8/85	at UCF	L	5-6
3/9/85	at USF	W	10-7
3/10/85	at USF	L	5-6
3/11/85	Western Kentucky	W	11-5
3/12/85	Western Kentucky	L	6-10
3/13/85	Samford	L	2-5
3/14/85	Samford	W	20-4
3/15/85	at Florida	L	2-3
3/16/85	at Florida	L	1-6
3/18/85	Pitt	W	6-5
3/19/85	Pitt	W	18-2
3/20/85	Pitt	W	9-7
3/23/85	at Southern Miss	W	17-6
3/23/85	at Southern Miss	W	6-0
3/24/85	at Southern Miss	L	4-6
3/27/85	South Alabama	W	15-12
3/28/85	Florida	W	12-10
3/29/85	Georgia State	W	14-0
3/29/85	Georgia State	W	10-4
3/30/85	at Memphis	L	2-3
3/31/85	at Memphis	L	7-8
4/2/85	Florida	L	3-6
4/3/85	Jacksonville	L	5-7
4/4/85	Jacksonville	W	18-9
4/5/85	Tulane	W	9-6
4/6/85	Tulane	W	4-1
4/6/85	Tulane	W	9-4
4/8/85	UCF	W	6-3
4/9/85	UCF	W	19-0
4/10/85	UCF	W	12-6
4/12/85	Miami	L	2-3
4/13/85	Miami	W	13-5
4/14/85	Miami	L	5-8
4/16/85	at Georgia Southern	W	8-7
4/17/85	at Georgia Southern	W	6-4
4/20/85	Memphis	L	4-7
4/20/85	Memphis	W	8-3
4/21/85	Memphis	W	7-2
4/28/85	at Georgia Tech	W	19-0
4/29/85	at Georgia Tech	W	13-3
5/2/85	at South Alabama	W	8-0

5/3/85	at South Alabama	W	12-10
5/4/85	at Tulane	W	9-3
5/4/85	at Tulane	W	5-2
5/5/85	at Tulane	L	8-9
5/9/85	Louisville ¹	W	11-3
5/10/85	Virginia Tech ¹	L	5-8
5/10/85	Cincinnati ¹	W	24-0
5/11/85	South Carolina ¹	W	7-5
5/12/85	Virginia Tech ¹	W	3-1
5/12/85	South Carolina ¹	W	11-5
5/17/85	North Carolina	W	13-7
5/18/85	North Carolina	W	9-5
5/19/85	North Carolina	L	8-9
5/23/85	George Mason ¹	W	11-0
5/24/85	Georgia Tech ¹	W	9-1
5/25/85	Arkansas ¹	L	6-7
5/25/85	Georgia Tech ¹	L	3-8

*Games against Armstrong State; ASU merged with Georgia Southern in 2017.

1986	61-13 (10-2 METRO)		
2/12/86	Grambling State	W	10-1
2/13/86	Grambling State	W	20-6
2/14/86	Grambling State	L	1-3
2/15/86	Southern Miss	W	7-6
2/15/86	Southern Miss	W	2-0
2/16/86	Southern Miss	W	14-6
2/18/86	Samford	W	9-6
2/19/86	Samford	W	9-1
2/22/86	Georgia Tech	W	6-4
2/23/86	Georgia Tech	W	9-4
2/25/86	at Florida	W	10-6
2/26/86	at Florida	W	10-7
3/1/86	USF	W	9-3
3/2/86	USF	W	8-7
3/4/86	at USF	W	9-8
3/5/86	at USF	L	3-6
3/8/86	Florida International	W	9-3
3/9/86	Florida International	W	12-10
3/10/86	Samford	W	19-2
3/11/86	Samford	W	15-5
3/12/86	Richmond	W	12-4
3/13/86	Richmond	W	14-4
3/14/86	Richmond	W	16-1
3/15/86	Richmond	W	13-3
3/17/86	Pitt	W	7-0
3/18/86	Pitt	W	10-2
3/19/86	Pitt	W	22-1
3/20/86	Pitt	W	17-1
3/22/86	at Southern Miss	L	1-5
3/22/86	at Southern Miss	W	2-0
3/23/86	at Southern Miss	W	13-9
3/24/86	South Alabama	L	5-12
3/25/86	South Alabama	W	13-8
3/26/86	South Alabama	W	14-4
3/27/86	South Alabama	W	13-9
3/29/86	at Memphis	W	7-3
3/29/86	at Memphis	W	6-1
3/30/86	at Memphis	L	2-7
4/1/86	UCF	W	15-12
4/2/86	UCF	W	8-3
4/3/86	Jacksonville	W	9-2
4/4/86	Jacksonville	L	9-10
4/5/86	Tulane	W	7-5
4/6/86	Tulane	W	4-2
4/8/86	at Jacksonville	W	20-3
4/9/86	at Jacksonville	L	10-11
4/11/86	Miami	W	6-1
4/12/86	Miami	L	3-4
4/13/86	Miami	W	8-3
4/15/86	Florida	W	7-6
4/16/86	Florida	W	8-0
4/19/86	Memphis	W	6-0
4/19/86	Memphis	W	6-5
4/20/86	Memphis	W	7-1
4/26/86	at UCF	W	3-1
4/29/86	at Florida International	W	12-0

YEAR-BY-YEAR RESULTS

5/2/86	at Miami	L	10-11
5/3/86	at Miami	W	14-6
5/4/86	at Miami	L	5-7
5/9/86	Cincinnati ⁴	W	10-3
5/10/86	South Carolina ⁴	L	5-8
5/10/86	Memphis ⁴	W	7-3
5/11/86	South Carolina ⁴	W	3-0
5/11/86	South Carolina ⁴	W	7-2
5/19/88	LSU	W	6-4
5/22/86	NC State ⁴	W	10-6
5/23/86	Texas A&M ⁴	W	12-9
5/24/86	USF ⁴	W	11-7
5/31/86	vs. Indiana State ³	W	5-3
6/3/86	vs. Miami ³	W	7-2
6/6/86	vs. Arizona ³	L	5-9
6/7/86	vs. Oklahoma State ³	W	6-5
6/8/86	vs. Miami ³	W	4-3
6/9/86	vs. Arizona ³	L	2-10

1987			55-18 (9-3 METRO)
2/6/87	Samford	W	15-1
2/7/87	Samford	W	9-1 (8)
2/12/87	Grambling State	W	4-3
2/13/87	Grambling State	W	9-2
2/14/87	Grambling State	W	12-6
2/17/87	Samford	W	4-1
2/18/87	Samford	W	7-2
2/20/87	at New Orleans	L	1-3
2/21/87	at Tulane	W	9-5
2/22/87	vs. LSU	W	2-1
2/28/87	Southern Miss	W	7-2
2/28/87	Southern Miss	W	10-4
3/1/87	Southern Miss	L	9-11
3/3/87	Ball State	W	10-3
3/4/87	Ball State	W	9-2
3/5/87	Ball State	W	14-10
3/8/87	USF	W	13-4
3/8/87	USF	L	4-5
3/10/87	at USF	L	2-5
3/12/87	at USF	W	17-1
3/13/87	Austin Peay State	W	8-3
3/14/87	Austin Peay State	W	15-0
3/15/87	Austin Peay State	W	26-1
3/16/87	UNC-Charlotte	W	9-1
3/17/87	UNC-Charlotte	W	14-5
3/19/87	at South Alabama	L	3-7
3/21/87	at Southern Miss	L	1-3
3/21/87	at Southern Miss	W	4-2
3/22/87	at Southern Miss	W	13-9
3/24/87	UCF	W	12-4
3/25/87	UCF	W	4-3
3/28/87	at Memphis	W	4-1
3/28/87	at Memphis	W	8-0
3/29/87	at Memphis	L	4-5 (10)
3/31/87	at Georgia Tech	W	7-5
4/1/87	at Georgia Tech	W	10-8
4/4/87	Georgia	L	5-6
4/5/87	Georgia	L	3-4
4/7/87	Jacksonville	W	9-3
4/8/87	Jacksonville	W	9-7
4/10/87	Miami	W	14-3
4/11/87	Miami	L	6-11
4/12/87	Miami	L	10-11 (11)
4/14/87	Florida	W	12-6
4/15/87	Florida	W	14-11
4/16/87	South Alabama	W	9-4
4/18/87	Memphis	W	6-4
4/18/87	Memphis	W	7-6
4/19/87	Memphis	W	7-5
4/23/87	at UCF	L	5-8
4/24/87	at Jacksonville	W	9-8 (12)
4/25/87	at Jacksonville	W	11-10 (10)
5/1/87	at Miami	L	3-4 (10)
5/2/87	at Miami	W	6-4 (11)
5/3/87	at Miami	W	8-6
5/5/87	at Florida	L	5-10
5/6/87	at Florida	L	5-7
5/8/87	Mercer	W	6-2

5/9/87	Mercer	W	14-2
5/9/87	Mercer	W	8-3
5/13/87	vs. Louisville ⁴	W	9-2
5/14/87	vs. Virginia Tech ⁴	W	5-4
5/15/87	at South Carolina ⁴	W	9-5
5/16/87	vs. Southern Miss ⁴	W	5-1
5/16/87	vs. Cincinnati ⁴	W	6-3
5/21/87	East Carolina ⁴	W	10-5
5/22/87	Miami ⁴	W	5-2
5/23/87	South Alabama ⁴	W	12-3
5/24/87	South Alabama ⁴	L	3-6
5/24/87	South Alabama ⁴	W	9-2
5/29/87	vs. LSU ³	L	2-6 (10)
5/31/87	vs. Arizona State ³	W	3-0
6/3/87	vs. Texas ³	L	4-6 (10)

1988			50-18 (6-6 METRO)
2/12/88	Grambling State	W	11-7
2/13/88	Grambling State	W	16-3
2/14/88	Grambling State	W	18-2
2/21/88	vs. LSU	L	4-9
2/26/88	Southern Miss	W	6-3
2/27/88	Southern Miss	W	18-11
2/28/88	Southern Miss	L	5-6
2/29/88	Richmond	W	7-1
3/1/88	Richmond	W	11-4
3/2/88	Richmond	W	6-1
3/4/88	Ball State	W	6-4
3/5/88	USF	W	6-4
3/6/88	USF	W	4-2
3/8/88	at USF	W	4-1
3/9/88	at USF	L	3-6
3/11/88	Samford	W	19-3
3/12/88	Samford	W	12-3
3/13/88	Samford	W	7-2
3/15/88	Lamar	W	10-9
3/17/88	UAB	W	10-4
3/19/88	at Southern Miss	L	1-2
3/19/88	at Southern Miss	L	4-5
3/20/88	at Southern Miss	L	7-9
3/21/88	Charleston Southern	W	9-8
3/22/88	Charleston Southern	W	15-1
3/23/88	Charleston Southern	W	7-0
3/26/88	Florida International	L	7-8
3/27/88	Florida International	W	5-2
3/29/88	Jacksonville	W	10-7
3/30/88	Mercer	W	9-2
3/30/88	Mercer	L	3-10
4/1/88	at Minnesota	W	12-5
4/2/88	vs. Iowa	W	8-0
4/3/88	vs. Washington State	W	5-1
4/3/88	vs. Maine	W	6-2
4/5/88	vs. Old Dominion	W	4-5
4/6/88	at South Alabama	W	11-7
4/8/88	Miami	L	3-8
4/9/88	Miami	W	20-8
4/10/88	Miami	T	5-5
4/13/88	Florida	W	7-2
4/15/88	at Valdosta State	W	20-8
4/16/88	Memphis	L	5-6
4/16/88	Memphis	W	5-0
4/17/88	Memphis	L	1-2
4/20/88	at Florida	L	5-8
4/22/88	South Alabama	W	13-11
4/23/88	Georgia Tech	W	15-2
4/24/88	Georgia Tech	L	2-10
5/1/88	USF	W	8-1
5/1/88	USF	W	2-1
5/3/88	at UCF	W	11-3
5/4/88	at Florida International	L	1-2
5/6/88	at Miami	W	6-5
5/7/88	at Miami	L	7-9
5/8/88	at Miami	W	6-3
5/10/88	at Jacksonville	L	2-5
5/13/88	at Memphis	W	14-3
5/14/88	at Memphis	W	9-5
5/15/88	at Memphis	W	21-1
5/18/88	Louisville ⁴	W	18-4

5/19/88	Virginia Tech ⁴	W	9-6
5/20/88	South Carolina ⁴	W	9-3
5/21/88	Memphis ⁴	W	4-2
5/21/88	South Carolina ⁴	W	9-1
5/25/88	Stetson ⁴	W	10-3
5/27/88	Tulane ⁴	W	8-6
5/28/88	Florida ⁴	L	3-9
5/29/88	Stetson ⁴	L	2-7

1989			54-18 (14-4 METRO)
2/4/89	Arizona State	W	9-6
2/5/89	Arizona State	W	8-3
2/6/89	Georgia Tech	W	14-1
2/10/89	Grambling State	W	8-3
2/11/89	Grambling State	W	8-0
2/12/89	Grambling State	W	5-2
2/18/89	at Florida	L	1-5
2/19/89	at Florida	L	5-6
2/20/89	Charleston Southern	W	5-4 (10)
2/22/89	Charleston Southern	W	10-2
2/25/89	USF	L	10-10
2/26/89	USF	W	8-7
2/28/89	at USF	L	5-6
3/1/89	at USF	L	3-4
3/3/89	Rice	L	3-4
3/4/89	Rice	W	10-0
3/5/89	Rice	W	3-0
3/7/89	Richmond	W	6-0
3/8/89	Richmond	W	12-3
3/9/89	Richmond	W	3-2 (13)
3/10/89	Ball State	W	10-0
3/11/89	Ball State	W	11-1
3/12/89	Ball State	W	16-0
3/14/89	Samford	W	18-2
3/15/89	Samford	W	14-4
3/17/89	at South Carolina	W	6-5
3/18/89	at South Carolina	L	3-4
3/19/89	at South Carolina	L	4-5 (10)
3/21/89	at Jacksonville	W	11-6
3/24/89	Cal State Fullerton	W	6-5 (11)
3/25/89	Cal State Fullerton	L	4-9
3/26/89	Cal State Fullerton	W	10-0
3/28/89	Mercer	W	21-1
3/29/89	Mercer	W	7-0
3/31/89	Southern Miss	W	10-2
4/1/89	Southern Miss	W	6-2
4/2/89	Southern Miss	W	7-2
4/4/89	Jacksonville	W	6-0
4/5/89	Jacksonville	W	14-3
4/7/89	Miami	W	3-0
4/8/89	Miami	L	1-8
4/9/89	Miami	W	11-3
4/11/89	Florida	L	0-5
4/12/89	Florida	W	7-5
4/14/89	Louisville	W	7-0
4/15/89	Louisville	W	10-1
4/16/89	Louisville	W	7-2
4/21/89	Virginia Tech	L	5-7
4/22/89	Virginia Tech	W	14-8
4/23/89	Virginia Tech	W	8-4
4/29/89	at Memphis	W	6-2
4/29/89	at Memphis	W	6-2
4/30/89	at Memphis	W	3-1
5/2/89	at Jacksonville	L	6-7 (10)
5/5/89	at Miami	L	2-11
5/6/89	at Miami	L	2-8
5/7/89	at Miami	W	8-4
5/12/89	at Cincinnati	L	0-2
5/13/89	at Cincinnati	W	18-7
5/14/89	at Cincinnati	W	8-7
5/18/89	vs. Memphis ⁴	W	9-4
5/19/89	vs. Southern Miss ⁴	W	14-7
5/20/89	vs. Virginia Tech ⁴	W	8-2
5/20/89	vs. Southern Miss ⁴	W	6-5 (12)
5/25/89	Ride ⁴	W	13-7
5/26/89	USF ⁴	W	8-1
5/27/89	Auburn ⁴	W	7-6
5/28/89	Clemson ⁴	W	8-1

YEAR-BY-YEAR RESULTS



6/2/89	vs. North Carolina ³	W	4-2
6/4/89	vs. Wichita State ³	W	4-2
6/7/89	vs. Wichita State ³	L	4-7
6/8/89	vs. Wichita State ³	L	9-12

1990		57-15 (17-4 METRO)	
2/2/90	Western Kentucky	W	6-3
2/3/90	Western Kentucky	W	6-4
2/4/90	Western Kentucky	W	6-4
2/10/90	vs. North Carolina	W	6-3
2/12/90	vs. Wichita State	L	7-8
2/17/90	Arizona	W	7-1
2/17/90	Arizona	W	16-8
2/18/90	Arizona	W	10-5
2/20/90	Florida International	W	5-0
2/21/90	Florida International	L	3-4
2/23/90	VMI	W	17-1
2/24/90	VMI	W	3-2
2/25/90	VMI	W	8-0
3/2/90	Ball State	W	19-10
3/3/90	Ball State	W	16-3
3/4/90	Ball State	W	12-4
3/5/90	Richmond	W	7-1
3/6/90	Richmond	W	12-3
3/7/90	Richmond	W	13-1
3/8/90	at Florida	W	5-1
3/9/90	at Florida	W	3-2
3/10/90	Florida	W	5-3
3/11/90	Florida	W	7-6
3/13/90	Memphis	W	10-0
3/14/90	Memphis	L	3-5
3/15/90	Memphis	W	13-5
3/16/90	Charleston Southern	W	11-5
3/17/90	Charleston Southern	W	11-1
3/20/90	at Louisville	W	83 (7)
3/20/90	at Louisville	W	74 (7)
3/21/90	at Louisville	W	13-7
3/23/90	at Southern Miss	W	7-0
3/24/90	at Southern Miss	L	3-6
3/25/90	at Southern Miss	L	3-6
3/28/90	Jacksonville	W	7-3
3/31/90	at Arizona State	L	1-9
4/1/90	at Arizona State	L	6-7
4/5/90	South Alabama	W	3-2
4/6/90	Tulane	W	5-0
4/7/90	Tulane	W	9-3
4/8/90	Tulane	W	12-11
4/11/90	at Jacksonville	W	5-3
4/13/90	Miami	W	7-3
4/14/90	Miami	L	5-8
4/15/90	Miami	L	3-8
4/17/90	Mercer	W	14-3
4/18/90	Mercer	W	6-3
4/20/90	South Carolina	W	9-6
4/21/90	South Carolina	L	5-6
4/22/90	South Carolina	W	6-3
5/2/90	at Florida International	L	3-4
5/4/90	at Miami	L	3-7
5/5/90	at Miami	W	6-2
5/6/90	at Miami	W	8-4
5/8/90	at Virginia Tech	W	6-4
5/9/90	at Virginia Tech	W	5-1
5/10/90	at Virginia Tech	W	25-14
5/11/90	Cincinnati	W	6-1
5/12/90	Cincinnati	W	12-3
5/13/90	Cincinnati	W	4-1
5/16/90	vs. Tulane ⁹	W	4-1
5/17/90	vs. Virginia Tech ⁹	W	11-3
5/18/90	vs. Cincinnati ⁹	L	4-5
5/19/90	at Southern Miss ⁹	W	8-1
5/19/90	vs. Virginia Tech ⁹	W	12-5
5/20/90	vs. Cincinnati ⁹	W	8-5
5/24/90	vs. Lafayette ⁹	W	7-2
5/25/90	vs. Central Michigan ⁹	W	4-2
5/26/90	at Mississippi State ⁹	L	8-11
5/26/90	vs. Illinois ⁹	W	6-4
5/27/90	at Mississippi State ⁹	W	11-9
5/28/90	at Mississippi State ⁹	L	3-4

1991		57-14 (21-5 METRO)	
2/1/91	Duke	W	8-5
2/2/91	Duke	W	10-4
2/3/91	Duke	W	9-3
2/8/91	Arizona State	W	6-5 (10)
2/9/91	Arizona State	W	21-5
2/10/91	Arizona State	W	4-3 (10)
2/14/91	at Arizona	W	15-8
2/15/91	at Arizona	L	3-7
2/16/91	at Arizona	L	2-3
2/22/91	Minnesota	W	8-4
2/23/91	Minnesota	W	12-4
2/24/91	Minnesota	W	8-5
3/1/91	at New Orleans	L	0-6
3/2/91	at Tulane	W	3-0
3/3/91	vs. LSU	W	8-0
3/5/91	Ball State	W	26-4
3/6/91	Ball State	W	17-2
3/7/91	Ball State	W	12-2
3/9/91	Florida	W	8-3
3/10/91	Florida	W	5-3
3/12/91	Richmond	W	10-3
3/13/91	Richmond	W	6-2
3/14/91	Richmond	W	12-4
3/15/91	Michigan	W	11-6
3/16/91	Michigan	W	3-0
3/19/91	Northern Iowa	W	11-2
3/20/91	Northern Iowa	W	9-0
3/21/91	Northern Iowa	W	3-0
3/22/91	Southern Miss	W	8-4
3/23/91	Southern Miss	W	5-0
3/24/91	Southern Miss	W	6-4
3/26/91	Mercer	W	6-2
3/27/91	Mercer	W	14-5
3/30/91	at Memphis	W	6-5
3/30/91	at Memphis	W	4-3 (11)
3/31/91	at Memphis	L	7-8
4/2/91	at South Alabama	L	5-6 (15)
4/5/91	at South Carolina	W	4-2
4/6/91	at South Carolina	W	7-3
4/7/91	at South Carolina	L	4-8
4/12/91	Miami	W	5-2
4/13/91	Miami	W	12-4
4/14/91	Miami	W	8-5
4/16/91	at Florida	W	4-2
4/17/91	at Florida	L	3-4
4/19/91	Louisville	W	6-3
4/20/91	Louisville	W	5-1
4/21/91	Louisville*	W	14-6
4/28/91	at Tulane	L	10-11
4/28/91	at Tulane	L	1-2
4/29/91	Jacksonville	L	4-7
5/3/91	at Miami	W	3-2
5/4/91	at Miami	W	4-1
5/5/91	at Miami	L	6-8
5/7/91	Virginia Tech	W	3-2 (12)
5/7/91	Virginia Tech	W	4-1 (7)
5/8/91	Virginia Tech	W	11-1
5/10/91	at Cincinnati	W	15-5
5/11/91	at Cincinnati	W	10-5
5/12/91	at Cincinnati	W	13-9
5/15/91	vs. Cincinnati ⁹	W	9-3
5/16/91	vs. South Carolina ⁹	W	17-0
5/17/91	vs. Southern Miss ⁹	L	1-3
5/18/91	vs. Cincinnati ⁹	W	13-12
5/18/91	vs. South Carolina ⁹	W	10-9 (10)
5/23/91	Coastal Carolina ⁹	W	6-0
5/24/91	Florida International ⁹	W	6-3
5/25/91	Alabama ⁹	W	5-2
5/26/91	Alabama ⁹	W	6-5
5/31/91	vs. Fresno State ⁹	L	3-6
6/2/91	vs. Florida ⁹	L	0-5

*9-0 forfeit loss

1992		49-21 (19-9 ACC)	
2/1/92	College of Charleston	W	15-3
2/2/92	College of Charleston	W	4-1
2/9/92	at Arizona State	W	4-2
2/9/92	at Arizona State	L	1-4
2/14/92	VMI	W	10-4
2/15/92	VMI	W	20-0
2/16/92	VMI	W	5-4
2/19/92	at Florida	W	21-1
2/21/92	Duke	W	13-1
2/22/92	Duke	L	4-5
2/23/92	Duke	W	1-0
2/28/92	at Minnesota	W	3-1
2/29/92	vs. Texas A&M	L	1-9
3/1/92	vs. Mississippi State	W	5-1
3/3/92	Charleston Southern	W	14-2
3/4/92	Charleston Southern	W	13-8
3/6/92	Coastal Carolina	W	6-1
3/7/92	Coastal Carolina	W	5-2
3/9/92	Richmond	W	21-1
3/10/92	Richmond	W	5-3
3/11/92	Richmond	W	8-2
3/13/92	at North Carolina	W	9-3
3/14/92	at North Carolina	L	2-11
3/15/92	at North Carolina	W	4-2
3/18/92	Georgia State	W	7-1
3/19/92	Georgia State	W	22-0
3/20/92	NC State	W	4-0
3/21/92	NC State	W	12-1
3/22/92	NC State	L	4-6
3/24/92	at Virginia	W	4-3
3/25/92	at Virginia	W	13-7
3/27/92	at Clemson	L	4-10
3/28/92	at Clemson	L	0-12
3/29/92	at Clemson	L	0-14
3/31/92	Mercer	L	3-4
4/1/92	Mercer	W	8-1
4/3/92	Georgia Tech	W	9-6
4/4/92	Georgia Tech	W	3-2
4/5/92	Georgia Tech	L	3-10
4/8/92	Florida	W	4-0
4/10/92	Miami	L	6-10
4/11/92	Miami	L	3-6
4/12/92	Miami	L	5-6
4/15/92	Florida	L	1-3
4/17/92	at Wake Forest	W	9-3
4/18/92	at Wake Forest	W	9-4
4/19/92	at Wake Forest	W	11-1
4/24/92	at Miami	L	3-7
4/25/92	at Miami	L	4-5
4/26/92	at Miami	W	3-2
5/1/92	Maryland	W	12-4
5/2/92	Maryland	W	15-3
5/3/92	Maryland	W	18-5
5/5/92	at Florida	W	4-1
5/10/92	vs. Wake Forest ⁴	W	6-1
5/11/92	vs. Clemson ⁴	L	2-5
5/12/92	vs. North Carolina ⁵	W	7-3
5/12/92	vs. NC State ⁵	W	1-0
5/13/92	vs. Clemson ⁵	L	0-11
5/15/92	Georgia State	W	36-7
5/16/92	Georgia State	W	17-4
5/21/92	Western Carolina ¹	L	0-1
5/22/92	Stetson ¹	W	2-0
5/23/92	Kent State ¹	W	4-2
5/23/92	Stanford ¹	W	9-4
5/24/92	Western Carolina ¹	W	4-3
5/24/92	Western Carolina ¹	W	18-3
5/29/92	vs. Cal State Fullerton ³	L	2-7
5/31/92	vs. California ²	W	5-4
6/2/92	vs. Cal State Fullerton ³	L	0-6

1993		46-19 (17-11 ACC)	
2/13/93	Winthrop	W	7-2
2/14/93	Winthrop	W	8-5
2/16/93	Appalachian State	W	8-3
2/17/93	Appalachian State	W	3-1
2/19/93	College of Charleston	W	7-6



YEAR-BY-YEAR RESULTS

2/20/93	College of Charleston	W	19-0
2/21/93	College of Charleston	W	17-2
2/26/93	Cal State Fullerton	W	3-2
2/27/93	Cal State Fullerton	L	2-6
2/28/93	Cal State Fullerton	L	6-13
3/4/93	Florida	W	2-0
3/5/93	Florida	W	9-3
3/6/93	at Florida	W	4-2
3/7/93	at Florida	W	8-4
3/10/93	vs. UCF	W	7-5 (12)
3/11/93	vs. Purdue	L	1-11
3/12/93	North Carolina	W	6-3
3/14/93	North Carolina	W	4-3 (10)
3/16/93	Virginia	W	10-5
3/17/93	Virginia	W	11-0
3/18/93	Virginia	W	8-1
3/19/93	Northern Iowa	W	6-0
3/20/93	Northern Iowa	W	7-4
3/21/93	Northern Iowa	W	5-2
3/22/93	at Duke	L	0-3
3/23/93	at Duke	W	8-5
3/24/93	at Duke	W	3-1
3/26/93	at NC State	L	0-8
3/27/93	at NC State	W	5-1
3/28/93	at NC State	L	1-4
3/31/93	Mercer	W	11-2
4/2/93	at Georgia Tech	L	3-10
4/3/93	at Georgia Tech	W	17-3
4/4/93	at Georgia Tech	W	5-1
4/7/93	Mercer	W	14-1
4/9/93	Miami	W	7-0
4/10/93	Miami	W	8-1
4/11/93	Miami	W	6-2
4/16/93	Wake Forest	L	1-4
4/17/93	Wake Forest	W	6-0
4/18/93	Wake Forest	L	2-7
4/20/93	Mercer	W	9-0
4/21/93	Jacksonville	W	13-3
4/23/93	at Miami	W	1-0
4/24/93	at Miami	L	3-4 (12)
4/25/93	at Miami	L	13-14 (10)
5/1/93	at Maryland	W	10-4
5/2/93	at Maryland	L	2-5
5/3/93	at Maryland	W	13-5
5/5/93	Jacksonville	W	8-1
5/7/93	Clemson	L	6-7
5/8/93	Clemson	W	4-3
5/9/93	Clemson	L	1-5
5/12/93	at Jacksonville	L	3-4
5/16/93	vs. Clemson ²	L	1-6
5/17/93	vs. Virginia ²	W	11-2
5/18/93	vs. Georgia Tech ³	W	5-2
5/18/93	vs. Clemson ³	W	7-5
5/19/93	vs. NC State ³	L	1-5
5/21/93	Georgia State	W	23-1
5/22/93	Georgia State	W	12-4
5/27/93	USF	W	4-2
5/28/93	Notre Dame ¹	W	7-3
5/29/93	Long Beach State ¹	L	1-4
5/29/93	Notre Dame ¹	L	3-4

1994		53-22 (14-9 ACC)	
2/3/94	at Hawaii	W	11-3
2/4/94	at Hawaii	L	1-6
2/4/94	at Hawaii	W	6-4
2/6/94	at Hawaii	W	9-3
2/7/94	at Hawaii-Hilo	L	2-4 (7)
2/8/94	at Hawaii-Hilo	W	7-1
2/8/94	at Hawaii-Hilo	W	5-1
2/11/94	Arizona State	W	9-7
2/12/94	Arizona State	W	13-2
2/13/94	Arizona State	W	9-8 (8)
2/18/94	Minnesota	W	15-10
2/19/94	Minnesota	W	9-2
2/20/94	Minnesota	W	12-4
2/25/94	Coastal Carolina	W	4-0
2/26/94	Coastal Carolina	W	17-2
2/27/94	Coastal Carolina	W	4-1

3/3/94	at Florida	L	0-4
3/4/94	at Florida	W	10-5
3/5/94	Florida	W	7-2
3/6/94	Florida	L	5-12
3/8/94	College of Charleston	L	0-3
3/9/94	College of Charleston	W	4-0
3/10/94	College of Charleston	W	7-0
3/12/94	Southeast Missouri State	W	15-3
3/13/94	Southeast Missouri State	W	13-3
3/15/94	UNC-Asheville	W	3-0
3/16/94	UNC-Asheville	W	11-2
3/17/94	Maryland	W	5-2
3/18/94	Maryland	W	6-0
3/19/94	Maryland	L	4-6
3/22/94	at Wake Forest	W	12-2
3/23/94	at Wake Forest	W	15-4
3/24/94	at Wake Forest	W	17-4
3/25/94	at North Carolina	L	2-3
3/26/94	at North Carolina	W	9-5
4/1/94	NC State	W	3-2 (10)
4/2/94	NC State	W	2-1
4/3/94	NC State	W	8-7
4/6/94	Jacksonville	W	6-1 (8)
4/8/94	Miami	W	6-3
4/9/94	Miami	L	2-5
4/10/94	Miami	L	1-2
4/12/94	Mercer	W	11-0 (8)
4/13/94	Mercer	W	5-4
4/15/94	at Miami	W	6-1
4/16/94	at Miami	L	0-8
4/17/94	at Miami	W	7-2
4/20/94	at Jacksonville	L	0-3
4/23/94	Furman	W	8-0
4/24/94	Furman	W	15-0
4/29/94	Georgia Tech	W	6-4
4/30/94	Georgia Tech	L	2-6
5/1/94	Georgia Tech	L	5-7
5/3/94	Duke	L	1-4
5/4/94	Duke	W	11-7
5/5/94	Duke	L	4-5
5/7/94	at Clemson	L	2-5
5/8/94	at Clemson	L	5-9
5/9/94	at Clemson	W	8-3
5/13/94	at Virginia	L	0-1
5/14/94	at Virginia	W	8-6
5/15/94	at Virginia	W	13-1
5/18/94	vs. NC State ²	L	5-6
5/19/94	vs. Maryland ²	W	7-1
5/20/94	vs. Wake Forest ²	W	18-3
5/21/94	vs. Clemson ²	W	10-4
5/21/94	vs. NC State ²	W	7-4
5/22/94	vs. Clemson ²	L	1-4
5/26/94	Central Michigan ¹	W	8-6
5/27/94	Jacksonville ¹	W	5-1
5/28/94	Jacksonville ¹	W	5-1
5/30/94	BYU ¹	W	7-1
6/3/94	vs. LSU ¹	W	8-3
6/5/94	vs. Georgia Tech ¹	L	4-12 (10)
6/7/94	vs. Cal State Fullerton ¹	L	3-10

1995		53-16 (16-7 ACC)	
2/3/95	Florida Atlantic	W	21-4
2/4/95	Florida Atlantic	W	11-7
2/5/95	Florida Atlantic	W	8-4
2/10/95	at Arizona State	W	11-2
2/11/95	at Arizona State	W	14-6
2/12/95	at Arizona State	L	2-8
2/17/95	Coastal Carolina	W	10-2
2/19/95	Coastal Carolina	W	6-0
2/21/95	Winthrop	L	1-2
2/22/95	Winthrop	W	6-0
2/24/95	Wake Forest	W	4-0
2/25/95	Wake Forest	L	3-4
2/26/95	Wake Forest	W	10-1
3/3/95	vs. LSU	L	2-6
3/4/95	at Minnesota	W	4-1 (10)
3/5/95	vs. Michigan	W	17-6
3/9/95	Florida	W	6-3

3/10/95	Florida	W	2-1
3/11/95	at Florida	W	7-0
3/12/95	at Florida	L	3-9
3/13/95	Virginia	W	12-7
3/14/95	Virginia	L	1-2
3/17/95	Michigan	W	4-3
3/18/95	Michigan	W	14-4
3/19/95	Michigan	W	11-1
3/21/95	Mercer	W	17-1
3/22/95	Mercer	W	22-7
3/24/95	at Duke	L	5-14
3/25/95	at Duke	W	9-5
3/26/95	at Duke	W	6-2
3/28/95	College of Charleston	W	11-1
3/29/95	College of Charleston	W	12-1
3/31/95	at NC State	W	6-0
4/1/95	at NC State	W	6-5
4/2/95	at NC State	W	12-3
4/5/95	Jacksonville	W	11-1
4/7/95	Miami	W	9-1
4/8/95	Miami	L	5-6
4/9/95	Miami	W	3-2 (11)
4/14/95	at Miami	W	9-6 (14)
4/15/95	at Miami	W	10-1 (12)
4/16/95	at Miami	L	2-3
4/19/95	at Jacksonville	W	6-3
4/21/95	Clemson	W	5-2
4/22/95	Clemson	W	7-2
4/23/95	Clemson	W	9-8
4/29/95	at Maryland	W	9-1
5/1/95	at Maryland	W	7-1 (10)
5/1/95	at Maryland	W	1-0
5/3/95	at Mercer	W	18-3
5/5/95	at Georgia Tech	L	4-5
5/6/95	at Georgia Tech	L	9-11
5/7/95	at Georgia Tech	W	14-9
5/13/95	North Carolina	L	2-3
5/14/95	North Carolina	W	13-1
5/15/95	North Carolina	L	3-5
5/17/95	vs. Virginia ²	W	6-0
5/18/95	vs. NC State ²	W	12-6
5/19/95	vs. Clemson ²	L	0-11
5/20/95	vs. North Carolina ²	W	10-1
5/20/95	vs. Clemson ²	W	12-2
5/21/95	vs. Clemson ²	W	8-2
5/25/95	Troy ¹	W	18-3
5/26/95	South Alabama ¹	W	7-2
5/27/95	Old Dominion ¹	W	7-2
5/28/95	Ole Miss ¹	W	13-1
6/2/95	vs. Oklahoma ³	W	3-2
6/4/95	vs. Miami ³	L	2-4
6/8/95	vs. USC ³	L	11-16

1996		52-17 (19-5 ACC)	
2/3/96	Marshall	W	16-1
2/4/96	Marshall	W	34-0
2/10/96	UNC-Asheville	W	4-2
2/11/96	UNC-Asheville	W	16-8
2/16/96	Minnesota	W	9-7
2/17/96	Minnesota	W	23-11
2/18/96	Minnesota	W	8-2
2/23/96	vs. Cal State Fullerton	L	1-3
2/24/96	vs. USC	L	8-10
2/29/96	at Florida	W	11-2
3/2/96	Florida	L	4-4
3/3/96	Florida	L	10-11
3/5/96	Mercer	W	10-5
3/6/96	Mercer	W	14-5
3/8/96	Coastal Carolina	W	11-4
3/9/96	Coastal Carolina	W	16-8
3/10/96	Coastal Carolina	W	7-3
3/12/96	Maine	W	14-5
3/13/96	Maine	W	17-1
3/14/96	Maine	W	8-5
3/15/96	Maryland	W	8-6
3/16/96	Maryland	W	16-2
3/17/96	Maryland	W	16-5
3/20/96	at North Carolina	W	2-1 (7)

YEAR-BY-YEAR RESULTS



3/20/96	at North Carolina	W	71 (7)
3/21/96	at North Carolina	W	9-1
3/22/96	at Wake Forest	W	11-7
3/23/96	at Wake Forest	W	9-6
3/24/96	at Wake Forest	W	12-3
3/29/96	NC State	W	5-4
3/31/96	NC State	W	5-4 (7)
3/31/96	NC State	W	5-4 (7)
4/3/96	at Jacksonville	W	10-1
4/5/96	Miami	W	13-2
4/6/96	Miami	L	2-13
4/7/96	Miami	W	15-1
4/9/96	Jacksonville	W	8-6
4/10/96	at Jacksonville	W	4-1
4/12/96	at Miami	L	2-6
4/13/96	at Miami	L	8-9
4/14/96	at Miami	L	4-7
4/17/96	Jacksonville	W	9-4
4/19/96	Duke	W	6-2
4/20/96	Duke	W	14-4
4/21/96	Duke	W	9-7
4/26/96	Georgia Tech	W	16-4
4/27/96	Georgia Tech	W	6-3
4/28/96	Georgia Tech	L	1-4
4/30/96	Florida Atlantic	W	9-8
5/1/96	Florida Atlantic	W	13-5
5/4/96	at Clemson	L	0-3
5/5/96	at Clemson	L	1-2
5/6/96	at Clemson	L	0-2
5/10/96	at Virginia	W	6-0
5/11/96	at Virginia	L	7-9
5/12/96	at Virginia	W	6-3
5/15/96	vs. Wake Forest ⁵	W	8-4
5/16/96	vs. Virginia ⁵	L	2-3
5/17/96	vs. Duke ⁵	W	7-3
5/18/96	vs. Clemson ⁵	W	2-1
5/18/96	vs. Virginia ⁵	W	8-2
5/19/96	vs. Virginia ⁵	L	1-12
5/23/96	vs. Northeastern Illinois ¹	W	16-0
5/24/96	vs. UC Santa Barbara ²	W	10-1
5/25/96	at Stanford ¹	W	5-4
5/26/96	vs. Cal State Northridge ¹	W	9-2
6/1/96	vs. Florida ²	L	2-5
6/3/96	vs. Wichita State ²	W	8-4
6/4/96	vs. Florida ²	L	3-6
1997	50-17 (18-6 ACC)		
2/1/97	UNC-Asheville	W	11-2
2/2/97	UNC-Asheville	W	8-5
2/7/97	Arizona State	W	5-2
2/8/97	Arizona State	L	6-9
2/9/97	Arizona State	W	11-5
2/15/97	Cal State Fullerton	L	1-2
2/15/97	Cal State Fullerton	W	8-5
2/16/97	Cal State Fullerton	W	7-4
2/21/97	Marshall	W	22-1
2/22/97	Marshall	W	15-4
2/23/97	Marshall	W	14-2
2/27/97	Florida	L	2-3 (11)
2/28/97	Florida	W	10-8
3/1/97	at Florida	L	6-13
3/2/97	at Florida	W	9-5
3/4/97	UNC-Greensboro	W	11-7
3/5/97	UNC-Greensboro	W	16-0
3/7/97	Virginia	W	8-2
3/8/97	Virginia	L	4-6
3/9/97	Virginia	W	20-2
3/11/97	vs. St. Bonaventure	W	12-6
3/12/97	vs. LIU-Brooklyn	W	13-5
3/14/97	Wake Forest	W	15-8
3/15/97	Wake Forest	W	11-3
3/16/97	Wake Forest	W	10-0
3/18/97	Florida Atlantic	W	11-3
3/19/97	Florida Atlantic	L	5-13
3/21/97	at Duke	W	7-3
3/22/97	at Duke	W	8-3
3/23/97	at Duke	L	3-4
3/28/97	at NC State	W	6-3

3/29/97	at NC State	L	9-10
3/30/97	at NC State	L	5-9
4/1/97	Mercer	W	11-1
4/2/97	Mercer	W	12-6
4/4/97	Clemson	L	7-10
4/5/97	Clemson	W	20-5
4/6/97	Clemson	W	11-10
4/9/97	Jacksonville	W	14-3
4/11/97	Miami	L	5-9
4/12/97	Miami	L	5-8
4/13/97	Miami	W	8-7
4/15/97	at Jacksonville	W	12-6
4/18/97	at Georgia Tech	W	10-9
4/19/97	at Georgia Tech	W	11-6
4/20/97	at Georgia Tech	L	11-12
4/26/97	at Maryland	W	16-3
4/27/97	at Maryland	W	27-2
4/28/97	at Maryland	W	13-3
4/30/97	at Mercer	W	9-2
5/2/97	at Miami	L	1-9
5/3/97	at Miami	L	6-7
5/4/97	at Miami	W	7-3
5/9/97	North Carolina	W	8-2
5/10/97	North Carolina	W	8-5
5/11/97	North Carolina	W	11-6
5/14/97	vs. Duke ²	W	4-2
5/15/97	vs. NC State ²	W	5-3
5/16/97	vs. Clemson ²	W	8-4
5/17/97	vs. Duke ²	W	12-2
5/17/97	vs. Clemson ²	W	10-0
5/22/97	Merist ¹	W	4-2
5/23/97	UCF ¹	W	16-2
5/24/97	Auburn ¹	L	7-8
5/24/97	USF ¹	W	6-5
5/25/97	Auburn ¹	W	9-7
5/25/97	Auburn ¹	L	2-5
1998	53-20 (18-4 ACC)		
1/30/98	vs. Notre Dame	L	1-10
1/31/98	vs. Ohio State	W	6-4
2/1/98	vs. Tennessee	L	3-5
2/6/98	at Arizona State	W	3-2
2/7/98	at Arizona State	W	6-1
2/10/98	at Hawaii Pacific	W	2-0
2/10/98	at Hawaii Pacific	L	8-9
2/11/98	at Hawaii	W	7-2
2/12/98	at Hawaii	W	11-2
2/13/98	at Hawaii	L	6-9
2/14/98	at Hawaii	L	2-8
2/17/98	Charleston Southern	W	16-0
2/18/98	Charleston Southern	W	13-0
2/21/98	at Florida	L	1-3
2/24/98	The Citadel	W	9-4
2/25/98	The Citadel	W	15-5
2/28/98	Florida	W	9-7
3/1/98	Florida	L	5-10 (10)
3/3/98	UNC-Greensboro	W	13-1
3/4/98	UNC-Greensboro	W	13-4
3/6/98	NC State	W	9-0
3/9/98	at USF	W	8-4
3/10/98	vs. LIU-Brooklyn	W	11-0
3/11/98	vs. St. Joseph's	W	16-1
3/13/98	at Wake Forest	W	12-11
3/14/98	at Wake Forest	W	10-4
3/15/98	at Wake Forest	W	9-6
3/17/98	Morehead State	W	9-1
3/20/98	Duke	W	6-5
3/21/98	Duke	W	9-4
3/22/98	Duke	W	10-9
3/24/98	Florida Atlantic	W	15-3
3/25/98	Florida Atlantic	W	7-5
3/26/98	Maryland	L	6-14
3/27/98	Maryland	W	14-2
3/28/98	Maryland	W	10-0
3/31/98	Mercer	W	13-3
4/1/98	Mercer	W	11-0
4/3/98	Miami	L	4-8
4/4/98	Miami	L	2-8

4/5/98	Miami	L	6-9
4/8/98	Jacksonville	W	4-3
4/10/98	at North Carolina	L	5-6
4/11/98	at North Carolina	W	20-4
4/12/98	at North Carolina	W	4-3
4/15/98	at Jacksonville	W	11-4
4/17/98	Georgia Tech	W	3-2
4/18/98	Georgia Tech	W	8-3
4/19/98	Georgia Tech	W	10-5
4/21/98	Louisiana	W	14-4
4/22/98	Louisiana	W	13-1
4/24/98	at Clemson	L	1-2
4/25/98	at Clemson	L	4-5
4/26/98	at Clemson	W	7-2
5/1/98	at Miami	L	1-7
5/2/98	at Miami	W	11-5
5/3/98	at Miami	W	5-4
5/6/98	St. Leo	L	8-11
5/9/98	at Virginia	W	5-4
5/9/98	at Virginia	W	11-2
5/10/98	at Virginia	W	9-6
5/13/98	vs. Virginia ⁵	W	4-1
5/14/98	vs. Wake Forest ⁵	W	14-1
5/15/98	vs. North Carolina ⁵	W	13-11
5/16/98	vs. NC State ⁵	W	13-6
5/16/98	vs. Wake Forest ⁵	L	1-2
5/17/98	vs. Wake Forest ⁵	L	3-6
5/21/98	Liberty ³	W	10-7
5/22/98	Delaware ²	W	27-6
5/23/98	Oklahoma ³	W	23-2
5/24/98	Auburn ³	W	16-10
5/29/98	vs. Arizona State ³	L	10-11
5/31/98	vs. Long Beach State ³	L	4-7

1999	57-14 (22-2 ACC)		
1/29/99	UNC-Asheville	W	9-2
1/30/99	UNC-Asheville	W	16-3
1/31/99	UNC-Asheville	W	11-3
2/5/99	Arizona State	W	4-1
2/6/99	Arizona State	W	11-4
2/7/99	Arizona State	W	7-5
2/12/99	Troy	W	17-3
2/13/99	Troy	W	21-1
2/14/99	Troy	W	10-2
2/16/99	Charleston Southern	W	12-2
2/17/99	Charleston Southern	W	7-2
2/20/99	Florida	L	5-6
2/21/99	Florida	W	12-3
2/27/99	at Florida	L	2-4
2/28/99	at Florida	W	8-4
3/2/99	USF	W	5-2
3/5/99	vs. Wichita State	L	1-8
3/6/99	at Minnesota	W	9-5
3/7/99	vs. Washington State	W	8-5
3/12/99	Virginia	W	10-3
3/13/99	Virginia	W	2-1
3/14/99	Virginia	W	11-3
3/16/99	The Citadel	W	10-6
3/17/99	The Citadel	W	8-4
3/19/99	at NC State	W	14-4
3/20/99	at NC State	W	2-1
3/21/99	at NC State	W	13-1
3/23/99	Akron	W	7-4
3/24/99	Akron	W	12-2
3/26/99	North Carolina	W	12-6
3/27/99	North Carolina	W	5-4
3/28/99	North Carolina	W	9-4
3/30/99	Mercer	W	14-1
4/2/99	Wake Forest	W	7-4
4/3/99	Wake Forest	W	16-3
4/4/99	Wake Forest	W	4-3
4/7/99	Jacksonville	W	8-6
4/9/99	Clemson	W	8-0
4/10/99	Clemson	L	4-8
4/11/99	Clemson	W	5-3
4/14/99	at Jacksonville	W	25-2
4/16/99	Miami	W	8-2
4/17/99	Miami	L	3-4

YEAR-BY-YEAR RESULTS

4/18/99	Miami	L	7-8
4/23/99	at Miami	L	7-8
4/24/99	at Miami	L	4-9
4/25/99	at Miami	L	8-9
4/30/99	at Georgia Tech	L	2-3
5/1/99	at Georgia Tech	W	18-4
5/2/99	at Georgia Tech	W	4-2
5/7/99	at Maryland	W	9-3
5/8/99	at Maryland	W	13-4
5/9/99	at Maryland	W	26-2
5/15/99	at Duke	W	11-3
5/15/99	at Duke	W	9-1
5/16/99	at Duke	W	7-0
5/19/99	vs. Maryland ⁶	W	4-1
5/20/99	vs. Georgia Tech ⁵	W	7-3
5/21/99	vs. Wake Forest ⁴	L	0-4
5/22/99	vs. Clemson ⁷	L	7-8
5/28/99	The Citadel ¹	W	24-6
5/29/99	Jacksonville ²	W	9-2
5/30/99	Providence ¹	W	14-3
6/4/99	Auburn ⁷	W	10-2
6/5/99	Auburn ⁷	W	6-3
6/12/99	vs. Texas A&M ⁶	W	7-3
6/14/99	vs. Stanford ⁵	L	6-10
6/16/99	vs. Cal State Fullerton ⁷	W	7-2
6/17/99	vs. Stanford ⁵	W	8-6
6/18/99	vs. Stanford ⁵	W	14-11 (13)
6/19/99	vs. Miami ³	L	5-6
2000			
1/29/00	Western Kentucky	W	8-1
1/29/00	Western Kentucky	W	2-1
1/30/00	Western Kentucky	W	6-1
2/4/00	at Arizona State	W	11-10
2/5/00	at Arizona State	L	9-15
2/6/00	at Arizona State	W	9-7
2/11/00	Stanford	W	11-4
2/12/00	Stanford	L	6-8
2/13/00	Stanford	W	13-1
2/19/00	at Florida	W	15-6
2/20/00	at Florida	W	17-8
2/22/00	Appalachian State	W	8-2
2/23/00	Appalachian State	W	8-1
2/26/00	Florida	W	6-2
2/27/00	Florida	W	8-7
2/29/00	Charleston Southern	W	7-2
3/1/00	Charleston Southern	W	12-1
3/3/00	Pitt	W	6-1
3/4/00	Pitt	W	12-0
3/5/00	Pitt	W	14-4
3/7/00	vs. St. Joseph's	W	15-2
3/8/00	vs. Siena	W	9-2
3/10/00	Duke	W	17-0
3/11/00	Duke	W	8-3
3/12/00	Duke	W	9-6
3/14/00	USF	W	18-7
3/17/00	at Wake Forest	L	1-7
3/18/00	at Wake Forest	L	4-7
3/19/00	at Wake Forest	W	12-4
3/23/00	Maryland	W	11-0
3/24/00	Maryland	W	11-0
3/25/00	Maryland	W	10-0
3/28/00	Mercer	W	15-5
4/1/00	at Virginia	W	9-6
4/2/00	at Virginia	L	1-2
4/2/00	at Virginia	W	10-4
4/5/00	at Jacksonville	W	12-6
4/7/00	Miami	W	14-13 (17)
4/8/00	Miami	W	12-2
4/9/00	Miami	W	5-4
4/12/00	Jacksonville	W	7-5
4/14/00	at Miami	L	3-7
4/15/00	at Miami	L	3-7
4/16/00	at Miami	W	14-3
4/21/00	Georgia Tech	W	6-0
4/22/00	Georgia Tech	L	0-5
4/23/00	Georgia Tech	W	7-5
4/28/00	NC State	L	4-5

4/29/00	NC State	W	8-2
4/30/00	NC State	W	6-5
5/6/00	at Clemson	L	7-8
5/7/00	at Clemson	L	4-5
5/8/00	at Clemson	L	4-7
5/12/00	at North Carolina	W	6-2
5/13/00	at North Carolina	L	5-6
5/14/00	at North Carolina	W	4-2
5/17/00	vs. NC State ⁵	W	8-6
5/18/00	vs. Clemson ⁵	L	4-8
5/19/00	vs. North Carolina ⁵	W	4-1
5/20/00	vs. Georgia Tech ⁴	L	3-10
5/26/00	Bethune-Cookman ¹	W	6-3
5/27/00	UCF ¹	L	8-9
5/27/00	Evansville ¹	W	11-2
5/28/00	UCF ¹	W	6-1
5/28/00	UCF ¹	W	8-1
6/2/00	Miami ⁷	W	9-2
6/3/00	Miami ⁷	L	5-7
6/4/00	Miami ⁷	W	6-1
6/10/00	vs. USC ³	L	4-6
6/12/00	vs. Texas ³	W	6-2
6/14/00	vs. USC ³	W	3-2
6/15/00	vs. LSU ³	L	8-9

2001

47-19 (20-4 ACC)

2/3/01	Western Kentucky	W	5-4
2/4/01	Western Kentucky	W	8-4
2/9/01	at Stanford	L	2-6
2/10/01	at Stanford	L	2-5
2/11/01	at Stanford	L	2-8
2/17/01	Florida	W	19-6
2/18/01	Florida	L	5-6
2/24/01	at Florida	L	2-3 (10)
2/25/01	at Florida	W	13-11
2/27/01	Appalachian State	W	10-4
2/28/01	Appalachian State	W	7-4
3/2/01	Michigan State	W	7-4
3/3/01	Michigan State	W	10-5
3/4/01	Michigan State	W	9-5
3/6/01	St. Joseph's	W	16-4
3/7/01	St. Joseph's	W	6-0
3/10/01	Virginia	W	9-2
3/10/01	Virginia	W	16-1
3/11/01	Virginia	W	2-1
3/13/01	Northern Iowa	W	4-3
3/14/01	Liberty	W	1-0
3/16/01	at NC State	W	8-7
3/17/01	at NC State	L	2-4
3/18/01	at NC State	W	12-3
3/20/01	Akron	W	8-2
3/21/01	Akron	W	14-2
3/23/01	North Carolina	W	3-0
3/24/01	North Carolina	W	12-6
3/25/01	North Carolina	W	8-7
3/27/01	The Citadel	W	3-0
3/28/01	The Citadel	L	2-5
3/30/01	Wake Forest	W	12-3
3/31/01	Wake Forest	W	6-5
4/1/01	Wake Forest	W	6-5
4/3/01	Mercer	W	15-1
4/6/01	Clemson	W	7-4
4/7/01	Clemson	W	7-6
4/8/01	Clemson	W	9-1
4/11/01	Jacksonville	W	6-4
4/13/01	at Miami	W	10-9
4/14/01	at Miami	L	4-5
4/15/01	at Miami	L	1-7
4/18/01	at Jacksonville	W	8-1
4/20/01	Miami	L	5-7
4/21/01	Miami	L	6-9
4/22/01	Miami	L	4-7
4/27/01	at Georgia Tech	L	8-9
4/28/01	at Georgia Tech	W	6-2
4/29/01	at Georgia Tech	L	21-2
5/4/01	at Maryland	W	8-1
5/5/01	at Maryland	W	11-5
5/6/01	at Maryland	W	13-1

5/11/01	at Duke	W	12-3
5/12/01	at Duke	W	12-4
5/13/01	at Duke	L	7-8
5/16/01	vs. NC State ⁵	W	11-5
5/17/01	vs. Georgia Tech ⁴	L	5-6
5/18/01	vs. Clemson ⁵	W	5-4
5/19/01	vs. Wake Forest ⁵	W	15-2
5/19/01	vs. NC State ⁵	L	4-8
5/25/01	Bethune-Cookman ¹	W	8-1
5/26/01	Auburn ¹	W	10-6
5/27/01	Auburn ¹	W	9-6
6/2/01	at Georgia ²	L	7-8
6/3/01	at Georgia ²	W	11-6
6/4/01	at Georgia ²	L	3-8

2002

60-14 (18-6 ACC)

1/27/02	at Hawaii-Hilo	W	16-2
1/27/02	at Hawaii-Hilo	W	5-1
1/28/02	at Hawaii-Hilo	W	14-7
1/30/02	at Hawaii	L	2-3
1/31/02	at Hawaii	W	8-5
2/1/02	at Hawaii	W	7-4
2/2/02	at Hawaii	W	12-1
2/8/02	Stanford	L	3-9
2/9/02	Stanford	L	11-15
2/10/02	Stanford	W	7-6
2/15/02	Arizona State	W	9-4
2/16/02	Arizona State	W	5-3
2/17/02	Arizona State	W	6-4
2/22/02	Siena	W	10-2
2/23/02	Jacksonville	W	10-10
2/24/02	at Jacksonville	L	4-13
2/26/02	Western Carolina	W	13-3
2/27/02	Western Carolina	W	3-0
2/28/02	Siena	W	5-4 (10)
3/1/02	at Florida	W	5-4
3/3/02	Florida	W	9-4
3/8/02	Pitt	W	7-2
3/9/02	Pitt	W	11-2
3/10/02	Pitt	W	15-3
3/13/02	Appalachian State	W	4-2
3/13/02	Appalachian State	W	11-7
3/15/02	at Virginia	L	10-11
3/16/02	at Virginia	W	8-3
3/16/02	at Virginia	W	14-4
3/19/02	The Citadel	W	4-0
3/20/02	The Citadel	W	7-11
3/22/02	at North Carolina	L	1-3
3/23/02	at North Carolina	L	1-9
3/24/02	at North Carolina	L	1-7
3/26/02	Mercer	W	11-2
3/29/02	at Wake Forest	L	3-5
3/30/02	at Wake Forest	W	18-10
3/31/02	at Wake Forest	L	5-7
4/5/02	Miami	W	13-3
4/6/02	Miami	L	2-5
4/7/02	Miami	W	97 (13)
4/10/02	Jacksonville	W	7-1
4/12/02	at Miami	W	6-4
4/13/02	at Miami	W	9-3
4/14/02	at Miami	W	17-11
4/16/02	South Alabama	L	5-6 (10)
4/17/02	at Jacksonville	W	13-4
4/19/02	Georgia Tech	W	4-3
4/20/02	Georgia Tech	W	14-9
4/21/02	Georgia Tech	W	13-1
4/26/02	NC State	W	9-3
4/27/02	NC State	W	10-4
4/28/02	NC State	W	12-11
5/3/02	Florida A&M	W	17-7
5/5/02	Duke	W	18-4
5/6/02	Duke	W	18-5
5/7/02	Duke	W	13-3
5/10/02	Maryland	W	4-0
5/11/02	Maryland	W	10-8
5/12/02	Maryland	W	6-5
5/17/02	at Clemson	W	9-3
5/18/02	at Clemson	W	12-3

YEAR-BY-YEAR RESULTS



5/19/02	at Clemson	W	9-3
5/22/02	vs. Duke ⁵	W	10-7
5/23/02	vs. Clemson ⁵	W	9-4
5/24/02	vs. Wake Forest ⁴	W	5-2
5/25/02	vs. Georgia Tech ⁴	W	7-4
5/25/02	vs. Clemson ⁵	W	4-1
5/31/02	Stetson ¹	W	11-8
6/1/02	UCF ¹	W	7-3
6/2/02	USF ¹	W	13-6
6/7/02	Notre Dame ²	L	4-10
6/9/02	Notre Dame ²	W	12-5
6/10/02	Notre Dame ²	L	1-3

2003	54-131 (19-5 ACC)		
1/31/03	vs. VMI	W	12-4
2/1/03	vs. VMI	W	5-1
2/27/03	vs. VMI	W	10-3
2/7/03	at Stanford	L	1-2
2/8/03	at Stanford	W	4-3
2/9/03	at Stanford	W	10-8
2/14/03	Evansville	W	13-2
2/15/03	Evansville	W	14-3
2/16/03	Evansville	W	11-1
2/21/03	Appalachian State	W	16-6
2/22/03	Appalachian State	W	9-1
2/23/03	Appalachian State	W	17-0
2/28/03	Charleston Southern	W	9-0
3/2/03	Charleston Southern	W	2-1
3/2/03	Charleston Southern	W	10-7
3/4/03	Siena	W	13-8
3/5/03	Siena	W	14-5
3/6/03	Siena	W	6-1
3/7/03	Florida	W	5-4
3/8/03	Florida	W	9-7
3/9/03	at Florida	L	8-9
3/11/03	St. Joseph's	W	11-5
3/12/03	St. Joseph's	W	14-0
3/14/03	Virginia	W	9-1
3/15/03	Virginia	W	4-0
3/16/03	Virginia	W	5-4 (12)
3/22/03	at NC State	L	2-4
3/22/03	at NC State	L	2-5
3/23/03	at NC State	W	3-1
3/26/03	The Citadel	W	10-2
3/28/03	North Carolina	W	8-4
3/29/03	North Carolina	L	4-8
3/30/03	North Carolina	W	2-1
4/4/03	Wake Forest	W	7-5
4/5/03	Wake Forest	W	7-2
4/6/03	Wake Forest	W	10-7
4/11/03	Clemson	L	4-8
4/12/03	Clemson	W	7-2
4/13/03	Clemson	W	8-1
4/16/03	Jacksonville	W	5-4
4/18/03	at Miami	W	4-2
4/19/03	at Miami	W	6-4
4/20/03	at Miami	T	7-7
4/25/03	Miami	W	1-0
4/26/03	Miami	L	3-14
4/27/03	Miami	W	12-0
5/2/03	at Georgia Tech	W	7-1
5/3/03	at Georgia Tech	L	4-5 (10)
5/4/03	at Georgia Tech	W	12-7
5/6/03	at Jacksonville	W	11-3
5/9/03	at Maryland	W	15-4
5/10/03	at Maryland	W	14-6
5/11/03	at Maryland	W	17-7
5/16/03	at Duke	W	11-6
5/16/03	at Duke	W	12-7
5/17/03	at Duke	W	15-8
5/22/03	vs. Duke ⁵	W	13-0
5/23/03	vs. North Carolina ⁵	L	2-3
5/24/03	vs. Virginia ⁵	W	2-0
5/24/03	vs. NC State ⁵	W	17-6
5/25/03	vs. Georgia Tech ⁶	L	7-10
5/30/03	Jacksonville ¹	W	6-0
5/31/03	South Alabama ¹	L	6-8
5/31/03	Rutgers ¹	W	17-7

6/1/03	South Alabama ¹	W	13-5
6/1/03	South Alabama ¹	W	12-2
6/8/03	Texas ²	L	3-8
6/9/03	Texas ²	L	5-6

2004	45-23 (16-8 ACC)		
1/31/04	VMI	W	8-7
2/2/04	VMI	W	8-1
2/6/04	at Arizona State	L	1-2
2/7/04	at Arizona State	L	9-10
2/8/04	at Arizona State	L	6-12
2/15/04	at Jacksonville	W	14-9
2/16/04	Jacksonville	W	8-3
2/20/04	Oral Roberts	W	8-3
2/21/04	Oral Roberts	W	6-4
2/22/04	Oral Roberts	W	4-3
2/27/04	UNC-Asheville	L	1-2
2/28/04	UNC-Asheville	W	8-0
2/29/04	UNC-Asheville	W	4-1
3/5/04	vs. Nebraska	W	5-3
3/6/04	vs. West Virginia	W	11-5
3/7/04	at Minnesota	L	1-6
3/9/04	Illinois State	W	6-3
3/10/04	Butler	W	11-2
3/12/04	Michigan State	W	5-4
3/13/04	Michigan State	W	11-1
3/14/04	Michigan State	W	4-0
3/17/04	Jacksonville	W	19-3
3/19/04	Maryland	W	16-6
3/20/04	Maryland	W	10-1
3/21/04	Maryland	W	13-6
3/26/04	at North Carolina	L	4-10
3/27/04	at North Carolina	W	10-6
3/28/04	at North Carolina	L	6-12
3/31/04	at Florida	L	6-7 (11)
4/2/04	NC State	L	0-11
4/3/04	NC State	W	7-6
4/4/04	NC State	W	10-3
4/7/04	at Jacksonville	W	15-4
4/9/04	Miami	W	6-5
4/10/04	Miami	L	11-17
4/11/04	Miami	L	0-4
4/16/04	at Miami	L	0-10
4/17/04	at Miami	L	3-7
4/18/04	at Miami	W	10-3
4/21/04	Florida	W	16-4
4/23/04	Georgia Tech	L	4-11
4/24/04	Georgia Tech	L	2-12
4/25/04	Georgia Tech	L	6-7
5/1/04	at Clemson	W	11-6
5/2/04	at Clemson	W	10-1
5/3/04	at Clemson	L	9-18
5/7/04	at Virginia	W	8-0
5/8/04	at Virginia	L	2-15
5/9/04	at Virginia	W	4-1
5/12/04	at Florida	L	2-3
5/14/04	Duke	W	14-1
5/15/04	Duke	W	10-7
5/16/04	Duke	W	6-3
5/20/04	at Wake Forest	W	11-10
5/21/04	at Wake Forest	W	27-3
5/22/04	at Wake Forest	W	10-6
5/26/04	vs. NC State	W	6-5
5/27/04	vs. Duke ²	W	6-3
5/28/04	vs. Georgia Tech ³	L	4-13
5/29/04	vs. North Carolina ³	W	8-7
5/29/04	vs. Georgia Tech ³	W	8-7
5/30/04	vs. Georgia Tech ³	W	10-5
6/4/04	Bethune-Cookman ¹	W	17-3
6/5/04	UCF ¹	W	3-2
6/6/04	UCF ¹	L	5-7
6/6/04	UCF ¹	W	19-3
6/11/04	at Arkansas ²	L	5-7
6/12/04	at Arkansas ²	L	2-4

2005	53-20 (19-11 ACC)		
1/28/05	Charleston Southern	W	2-1
1/29/05	Charleston Southern	W	9-2
1/30/05	Charleston Southern	W	11-4
2/4/05	VMI	W	8-2
2/5/05	VMI	W	6-5
2/6/05	VMI	W	15-0
2/11/05	Auburn	W	7-3
2/12/05	Auburn	W	6-5
2/13/05	Auburn	L	2-9
2/18/05	St. Joseph's	W	12-1
2/19/05	St. Joseph's	W	11-1
2/20/05	St. Joseph's	W	10-7
2/22/05	at Stetson	W	5-4
2/23/05	at Stetson	W	7-6
2/25/05	Appalachian State	W	11-2
2/26/05	Appalachian State	W	4-1
3/4/05	at Hawaii-Hilo	W	7-2
3/5/05	vs. Hawaii-Hilo	W	6-4 (12)
3/6/05	vs. Hawaii-Hilo	W	5-2 (7)
3/6/05	vs. Hawaii-Hilo	W	9-1 (7)
3/7/05	at Hawaii-Hilo	W	11-5 (8)
3/9/05	at Hawaii Pacific	W	9-1
3/10/05	at Hawaii	L	0-15
3/11/05	at Hawaii	L	6-7
3/12/05	at Hawaii	L	6-9
3/18/05	Virginia Tech	W	3-1
3/19/05	Virginia Tech	W	12-2
3/20/05	Virginia Tech	W	8-1
3/23/05	at Jacksonville	W	9-0
3/25/05	at Duke	W	5-3
3/26/05	at Duke	W	11-4
3/26/05	at Duke	L	7-8
3/30/05	Florida	L	2-9
4/2/05	Clemson	W	3-1
4/3/05	Clemson	W	5-4
4/3/05	Clemson	L	3-7
4/6/05	Jacksonville	W	11-4
4/8/05	Wake Forest	W	7-5
4/9/05	Wake Forest	W	4-3
4/10/05	Wake Forest	L	10-13 (12)
4/12/05	at Jacksonville	W	11-4
4/15/05	at Georgia Tech	L	4-6
4/16/05	at Georgia Tech	L	8-9
4/17/05	at Georgia Tech	L	4-9
4/19/05	Florida	W	4-2
4/22/05	at Miami	L	3-5
4/23/05	at Miami	L	2-5
4/24/05	at Miami	W	13-1
4/29/05	Virginia	W	8-1
5/1/05	Virginia	L	2-6
5/1/05	Virginia	W	7-2
5/3/05	at Florida	W	9-4
5/6/05	at Maryland	W	7-2
5/7/05	at Maryland	W	8-1
5/8/05	at Maryland	W	4-2
5/10/05	Stetson	W	9-5
5/11/05	Stetson	W	8-4
5/13/05	North Carolina	W	9-4
5/14/05	North Carolina	W	6-5
5/15/05	North Carolina	W	7-6
5/17/05	Jacksonville	W	12-5
5/19/05	at NC State	W	8-2
5/20/05	at NC State	L	4-7
5/21/05	at NC State	L	3-8
5/25/05	vs. North Carolina ⁵	W	3-2
5/26/05	vs. Georgia Tech ⁵	L	4-5
5/27/05	vs. Wake Forest ⁵	W	7-3
5/28/05	vs. Georgia Tech ⁵	L	2-18 (7)
6/3/05	Army	W	3-2
6/4/05	Auburn ¹	W	10-4
6/5/05	Auburn ¹	W	4-3
6/10/05	at Florida ²	L	1-8
6/11/05	at Florida ²	L	5-8

YEAR-BY-YEAR RESULTS

2006	44-21 (16-13 ACC)
2/3/06	Charleston Southern W 6-3
2/4/06	Charleston Southern W 12-2
2/5/06	Charleston Southern W 15-8
2/10/06	at Auburn L 2-5
2/11/06	at Auburn W 8-3
2/17/06	UNC-Asheville W 10-0
2/18/06	UNC-Asheville W 9-1
2/19/06	UNC-Asheville W 8-2
2/24/06	Minnesota W 5-0
2/25/06	Minnesota W 12-4
2/26/06	Minnesota W 8-6
2/28/06	at Florida W 6-4
3/3/06	Brown W 12-0
3/4/06	Brown W 21-5
3/5/06	Brown W 15-7
3/7/06	Mercer W 8-4
3/10/06	Maryland W 9-7
3/11/06	Maryland W 6-2
3/12/06	Maryland W 4-3
3/14/06	Winthrop W 10-0
3/17/06	at Virginia Tech W 11-2
3/18/06	at Virginia Tech L 7-9
3/19/06	at Virginia Tech W 9-4
3/22/06	at Jacksonville W 4-1
3/24/06	Duke W 7-2
3/25/06	Duke W 12-4
3/26/06	Duke W 15-5
3/28/06	North Florida W 14-8
3/31/06	at North Carolina L 0-4
4/1/06	at North Carolina L 3-4
4/2/06	at North Carolina W 6-5
4/4/06	Jacksonville W 4-2
4/7/06	at Boston College W 7-1
4/8/06	at Boston College W 4-2
4/9/06	at Boston College W 7-5
4/12/06	at Jacksonville W 10-1
4/14/06	Miami L 3-7
4/15/06	Miami W 16-1
4/16/06	Miami L 5-7
4/19/06	Florida L 3-8
4/21/06	Georgia Tech L 8-15
4/23/06	Georgia Tech L 4-10
4/23/06	Georgia Tech L 7-8
4/28/06	Savannah State W 11-0
4/29/06	Savannah State W 9-2
4/30/06	Savannah State L 2-10
5/3/06	Jacksonville W 9-2
5/5/06	at Wake Forest L 2-4
5/6/06	at Wake Forest W 4-3 (20)
5/12/06	at Clemson L 1-9
5/13/06	at Clemson L 3-4 (10)
5/14/06	at Clemson L 2-11
5/16/06	South Alabama L 2-7 (11)
5/18/06	NC State W 11-10 (10)
5/19/06	NC State W 7-1
5/20/06	NC State L 7-15
5/24/06	vs. Virginia ⁵ L 2-6
5/25/06	vs. North Carolina ⁶ W 7-6
5/26/06	vs. Virginia ⁵ W 11-0 (7)
5/27/06	vs. NC State ⁷ W 7-3
5/27/06	vs. NC State ⁸ L 7-8
6/3/06	vs. Jacksonville ¹ W 18-0
6/3/06	at Georgia ¹ W 6-4
6/4/06	at Georgia ¹ L 1-7
6/5/06	at Georgia ¹ L 2-3
2007	45-13 (21-6 ACC)
2/2/07	Tennessee W 9-2
2/3/07	Tennessee W 4-0
2/4/07	Tennessee W 19-7
2/9/07	UNC-Asheville W 17-8
2/10/07	UNC-Asheville W 12-6
2/11/07	UNC-Asheville W 15-1
2/16/07	Hofstra W 10-1
2/17/07	Hofstra W 16-1
2/18/07	Hofstra W 11-3
2/20/07	at Florida W 14-6

2/23/07	Appalachian State W 6-3
2/24/07	Appalachian State W 10-2
2/25/07	Appalachian State W 12-9
2/27/07	North Florida W 16-3
3/2/07	Siena W 14-4
3/3/07	Siena W 8-3
3/4/07	Siena W 22-3
3/9/07	Indiana W 6-0
3/10/07	Indiana W 8-2
3/11/07	Indiana W 9-0
3/16/07	Wake Forest W 7-6 (11)
3/17/07	Wake Forest W 4-3
3/18/07	Wake Forest W 11-1
3/21/07	at Jacksonville L 3-5
3/23/07	Boston College W 5-1
3/24/07	Boston College W 10-3
3/25/07	Boston College W 7-0
3/27/07	North Florida W 6-0
3/30/07	at Duke L 15-3
3/31/07	at Duke L 5-8
4/1/07	at Duke W 8-5
4/3/07	vs. Florida L 7-16
4/6/07	at NC State W 10-4
4/7/07	at NC State L 6-8
4/8/07	at NC State W 6-5
4/10/07	Jacksonville W 7-2
4/13/07	Virginia Tech W 14-1
4/14/07	Virginia Tech W 4-3
4/15/07	Virginia Tech W 8-5
4/18/07	Florida L 4-5
4/20/07	North Carolina W 4-2
4/21/07	North Carolina W 5-4
4/22/07	North Carolina L 6-10
4/27/07	at Miami W 7-6
4/28/07	at Miami W 13-8
4/29/07	at Miami L 1-7
5/4/07	at Maryland W 9-3
5/5/07	at Maryland W 20-5
5/6/07	at Maryland W 3-2
5/11/07	Clemson W 11-1
5/12/07	Clemson L 6-7
5/13/07	Clemson L 6-11
5/17/07	at Georgia Tech W 17-2
5/18/07	at Georgia Tech W 10-2
5/19/07	at Georgia Tech W 17-11
5/23/07	vs. Wake Forest ⁵ W 11-2
5/25/07	vs. Miami ⁶ L 3-9
5/26/07	vs. Clemson ⁷ L 1-5
6/1/07	Bethune-Cookman ¹ W 6-2
6/2/07	Mississippi State ¹ L 0-3
6/3/07	Stetson ¹ W 17-1
6/3/07	Mississippi State ¹ L 4-9

2008	54-14 (24-6 ACC)
2/23/08	Duquesne W 14-3 (7)
2/23/08	Duquesne W 15-3 (7)
2/24/08	Duquesne W 15-3 (8)
2/28/08	at Auburn W 7-5
2/29/08	at Auburn W 6-5
3/1/08	Auburn W 4-3
3/2/08	Auburn W 10-1
3/4/08	UNC-Asheville W 11-4
3/5/08	UNC-Asheville W 10-5
3/8/08	Maryland W 5-4
3/8/08	Maryland W 16-0
3/9/08	Maryland W 9-8
3/12/08	Georgia L 10-13
3/12/08	Georgia W 8-3
3/14/08	Georgia Tech W 8-7
3/15/08	Georgia Tech W 11-2
3/16/08	Georgia Tech W 17-8
3/18/08	at Florida L 1-6
3/21/08	at Virginia Tech W 9-4
3/22/08	at Virginia Tech W 12-11
3/23/08	at Virginia Tech W 18-12
3/25/08	Stetson W 11-2
3/26/08	Stetson W 19-3
3/28/08	at Wake Forest W 21-2

3/29/08	at Wake Forest L 2-4
3/30/08	at Wake Forest W 3-2 (11)
4/1/08	vs. Florida W 10-2
4/2/08	at Jacksonville W 10-5
4/4/08	Virginia W 7-3
4/6/08	Virginia W 3-2 (10)
4/6/08	Virginia W 3-2 (10)
4/11/08	at Boston College W 8-6
4/11/08	at Boston College W 4-3
4/12/08	at Boston College W 17-2
4/15/08	Florida W 4-2
4/16/08	North Florida W 10-2
4/18/08	Miami L 4-11
4/19/08	Miami W 9-5
4/20/08	Miami L 10-11 (7)
4/25/08	at North Carolina L 4-11
4/26/08	at North Carolina W 13-5
4/27/08	at North Carolina L 1-2 (1)
4/29/08	at Stetson W 10-3
4/30/08	at Stetson W 6-3
5/3/08	at Clemson W 9-8 (10)
5/4/08	at Clemson W 13-4
5/5/08	at Clemson W 4-2
5/7/08	Jacksonville L 6-7
5/9/08	Savannah State W 23-4 (7)
5/10/08	Savannah State W 19-2 (7)
5/11/08	Savannah State W 24-4 (7)
5/12/08	Savannah State W 10-0 (7)
5/15/08	NC State L 2-12
5/16/08	NC State W 1-10
5/17/08	NC State W 8-1
5/21/08	vs. Wake Forest ⁵ L 3-5
5/23/08	vs. Virginia ⁶ L 8-3
5/24/08	vs. North Carolina ⁶ W 9-6
5/30/08	Bucknell ¹ L 0-7
5/31/08	Florida ¹ W 17-11
6/1/08	Bucknell ¹ W 24-9
6/1/08	Tulane ¹ W 17-8
6/2/08	Tulane ¹ W 16-7
6/6/08	Wichita State ² L 7-10
6/7/08	Wichita State ² W 14-4
6/8/08	Wichita State ² W 11-4
6/14/08	vs. Stanford ³ L 5-16
6/16/08	vs. Miami ³ L 5-7

2009	45-18 (19-9 ACC)
2/2/09	Hofstra W 9-3
2/21/09	Hofstra W 21-7 (7)
2/21/09	Hofstra W 3-2
2/22/09	Hofstra W 10-4
2/26/09	Auburn W 8-7
2/27/09	Auburn W 14-5
2/28/09	at Auburn L 9-10
3/3/09	at Jacksonville L 4-9
3/4/09	North Florida W 14-3
3/6/09	Boston College W 4-1
3/7/09	Boston College L 6-14
3/8/09	Boston College L 5-12
3/10/09	High Point W 18-4
3/11/09	High Point W 4-3
3/13/09	at Virginia L 2-15
3/17/09	at Florida L 4-5
3/20/09	Clemson W 5-2
3/21/09	Clemson L 7-8 (11)
3/22/09	Clemson W 7-4
3/24/09	Florida Gulf Coast W 11-3
3/25/09	Florida Gulf Coast W 11-9
3/27/09	at Maryland W 6-2
3/28/09	at Maryland W 10-2
3/29/09	at Maryland W 21-5
3/31/09	vs. Florida W 3-2 (6)
4/3/09	at Miami W 14-4
4/4/09	at Miami L 4-6
4/5/09	at Miami L 8-4
4/8/09	at North Florida W 14-6
4/10/09	North Carolina W 3-2
4/11/09	North Carolina L 7-12
4/12/09	North Carolina W 9-8

YEAR-BY-YEAR RESULTS



4/14/09	Florida	L	2-10
4/15/09	North Florida	W	8-7
4/17/09	at NC State	W	9-3
4/18/09	at NC State	W	4-2
4/19/09	at NC State	W	13-2
4/21/09	UNC-Asheville	W	9-2
4/22/09	UNC-Asheville	W	11-10 (11)
4/24/09	Wake Forest	W	15-6
4/25/09	Wake Forest	W	6-4
4/26/09	Wake Forest	W	14-10
5/1/09	Virginia Tech	W	10-2
5/2/09	Virginia Tech	W	10-4
5/3/09	Virginia Tech	W	9-4
5/5/09	Jacksonville	W	5-2
5/6/09	Florida International	W	15-5
5/8/09	at Georgia Tech	L	3-12
5/9/09	at Georgia Tech	W	8-6
5/10/09	at Georgia Tech	L	5-6
5/14/09	Grambling State	W	9-1 (6)
5/15/09	Grambling State	W	14-6 (7)
5/15/09	Grambling State	W	9-7
5/16/09	Grambling State	W	10-2
5/20/09	vs. Boston College ⁵	W	7-2
5/21/09	vs. Miami ⁶	W	4-2
5/23/09	vs. Georgia Tech ²	L	2-9
5/24/09	vs. Virginia ³	L	3-6
5/29/09	Marist ⁴	W	16-4
5/30/09	Georgia ¹	W	8-2
5/31/09	Ohio State ¹	W	37-6
6/5/09	Arkansas ²	L	2-7
6/6/09	Arkansas ²	L	8-9

2010 48-20 (18-12 ACC)

2/19/10	Georgia State	W	11-3
2/20/10	Georgia State	W	14-7
2/21/10	Georgia State	W	12-2
2/27/10	Hofstra	W	13-1
2/27/10	Hofstra	W	13-0 (7)
2/28/10	Hofstra	W	14-4
3/2/10	vs. Florida	W	10-5
3/5/10	Georgia	W	12-1
3/6/10	Georgia	W	9-2
3/7/10	Georgia	W	17-5
3/8/10	at Jacksonville	W	2-0
3/10/10	North Florida	W	6-2
3/12/10	Virginia	L	0-5
3/13/10	Virginia	L	8-9
3/14/10	Virginia	W	9-8
3/16/10	at Florida	L	5-8
3/19/10	at North Carolina	W	4-3
3/20/10	at North Carolina	L	4-10
3/21/10	at North Carolina	W	5-3
3/24/10	Stetson	W	14-7
3/26/10	Maryland	W	4-1
3/27/10	Maryland	W	12-5
3/28/10	Maryland	W	9-5
3/30/10	vs. Florida	W	7-2
4/2/10	Virginia Tech	L	5-10
4/3/10	Virginia Tech	L	7-8
4/4/10	Virginia Tech	W	9-6
4/6/10	at North Florida	L	1-3
4/7/10	North Florida	W	9-2
4/9/10	at Wake Forest	W	10-1
4/10/10	at Wake Forest	W	5-4
4/11/10	at Wake Forest	W	17-16
4/13/10	Florida	W	3-2
4/14/10	Jacksonville	L	8-10
4/16/10	at Duke	W	16-3
4/17/10	at Duke	L	6-10
4/18/10	at Duke	W	8-3
4/21/10	Charleston Southern	W	12-4
4/23/10	Miami	L	5-6
4/24/10	Miami	W	8-7
4/25/10	Miami	W	7-6
5/1/10	Le Moyne	L	1-3
5/1/10	Le Moyne	W	8-5
5/2/10	Le Moyne	W	17-1
5/4/10	Jacksonville	W	11-10 (13)

5/7/10	at Boston College	L	7-10
5/9/10	at Boston College	W	6-4
5/9/10	at Boston College	W	11-6
5/12/10	at Stetson	W	6-2
5/14/10	NC State	L	2-5
5/15/10	NC State	W	7-5
5/16/10	NC State	W	12-7 (7)
5/20/10	at Clemson	L	8-9
5/21/10	at Clemson	L	4-8
5/22/10	at Clemson	L	3-8
5/26/10	vs. Miami ⁶	L	3-9
5/27/10	vs. Virginia ³	W	11-4
5/28/10	vs. Boston College ⁵	W	12-2 (7)
5/30/10	vs. NC State ⁴	W	8-3
6/4/10	vs. Central Conn. State ¹	W	11-3
6/5/10	vs. Oregon ¹	W	6-4
6/6/10	vs. Oregon ¹	W	5-3
6/11/10	Vanderbilt ²	L	9-6
6/12/10	Vanderbilt ²	L	2-6
6/13/10	Vanderbilt ²	W	7-6
6/19/10	vs. TCU ³	L	1-8
6/21/10	vs. Florida ³	W	8-5
6/23/10	vs. TCU ³	L	7-11

2011 46-19 (9-11 ACC)

2/18/11	VMI	W	12-0
2/19/11	VMI	W	9-2
2/20/11	VMI	W	15-0
2/22/11	Jacksonville	W	5-3
2/25/11	Hofstra	W	14-3
2/26/11	Hofstra	W	16-3
2/27/11	Hofstra	W	7-0
3/1/11	vs. Florida	W	5-3
3/4/11	at Georgia	W	6-5
3/5/11	at Georgia	L	1-2
3/6/11	at Georgia	W	7-5
3/8/11	Maine	W	10-2
3/9/11	Maine	W	9-3
3/11/11	Boston College	W	3-1
3/12/11	Boston College	W	15-6
3/13/11	Boston College	W	4-3
3/15/11	at Florida	L	4-5 (10)
3/18/11	at Virginia	L	3-4 (11)
3/19/11	at Virginia	L	4-5 (11)
3/20/11	at Virginia	W	12-11 (10)
3/23/11	Stetson	L	4-6 (11)
3/25/11	Wake Forest	W	12-4
3/26/11	Wake Forest	L	0-8
3/27/11	Wake Forest	W	11-2
3/29/11	vs. Florida	W	5-2
4/1/11	at Maryland	W	6-0
4/2/11	at Maryland	L	0-5
4/3/11	at Maryland	W	12-3
4/6/11	Valdosta State	W	10-2
4/8/11	North Carolina	W	5-3
4/9/11	North Carolina	L	5-8
4/10/11	North Carolina	L	6-7
4/12/11	Florida	W	3-1
4/15/11	at Virginia Tech	L	1-2
4/16/11	at Virginia Tech	W	15-11
4/17/11	at Virginia Tech	W	18-12
4/19/11	Florida Gulf Coast	W	13-2
4/20/11	Florida Gulf Coast	W	6-4
4/22/11	Duke	W	2-1
4/23/11	Duke	W	10-3
4/24/11	Duke	W	13-9
4/29/11	at Miami	W	6-5
4/30/11	at Miami	W	2-0
5/1/11	at Miami	L	1-5
5/3/11	at Jacksonville	W	8-5
5/6/11	UCF	W	8-0
5/7/11	UCF	L	10-14
5/8/11	UCF	W	6-1
5/10/11	at Stetson	W	13-1
5/13/11	at NC State	W	9-4
5/15/11	at NC State	W	7-5
5/15/11	at NC State	L	4-12
5/19/11	Clemson	W	8-6

5/20/11	Clemson	L	4-7
5/21/11	Clemson	L	5-8
5/25/11	vs. NC State ⁶	L	0-7
5/26/11	vs. Clemson ⁵	W	6-3
5/28/11	vs. Georgia Tech ⁴	W	4-2
5/29/11	vs. Virginia ³	L	2-7
6/3/11	Bethune-Cookman ¹	W	6-5
6/4/11	Alabama ¹	W	9-5
6/5/11	Alabama ¹	W	11-1
6/11/11	Texas A&M ⁸	L	2-6
6/12/11	Texas A&M ⁸	W	23-9
6/13/11	Texas A&M ⁸	L	2-11

2012 50-17 (24-6 ACC)

2/17/12	Hofstra	W	9-2
2/18/12	Hofstra	W	10-8
2/19/12	Hofstra	W	13-6
2/21/12	Jacksonville	W	16-9
2/24/12	Florida International	L	5-8
2/25/12	Florida International	W	3-1
2/26/12	Florida International	W	2-1
3/2/12	Maine	W	6-0
3/4/12	Maine	W	18-2 (7)
3/4/12	Maine	W	10-0
3/6/12	at UCF	W	7-6
3/7/12	at UCF	W	1-10
3/9/12	at Duke	W	5-3
3/10/12	at Duke	W	5-0
3/11/12	at Duke	W	10-2
3/13/12	at Florida	L	2-9
3/17/12	Virginia	W	12-3
3/18/12	Virginia	W	4-3
3/19/12	Virginia	W	7-5
3/20/12	Stetson	W	17-8
3/21/12	Stetson	W	9-1
3/23/12	at Wake Forest	W	5-4 (11)
3/24/12	at Wake Forest	W	3-2
3/25/12	at Wake Forest	L	5-7
3/27/12	vs. Florida	L	1-4
3/30/12	Virginia Tech	W	5-2
3/31/12	Virginia Tech	W	2-1
4/1/12	Virginia Tech	W	11-4
4/4/12	Florida Gulf Coast	L	1-5
4/6/12	at Georgia Tech	W	2-1 (10)
4/7/12	at Georgia Tech	W	12-7
4/8/12	at Georgia Tech	W	8-4
4/10/12	Florida	L	3-6
4/13/12	at Boston College	W	6-5
4/14/12	at Boston College	W	6-3
4/15/12	at Boston College	L	6-17
4/18/12	North Georgia College	W	6-0
4/20/12	Miami	W	11-2
4/21/12	Miami	W	6-1
4/22/12	Miami	W	8-7 (10)
4/27/12	Rhode Island	W	17-6
4/28/12	Rhode Island	W	2-0
4/29/12	Rhode Island	W	6-5
5/2/12	at Jacksonville	W	3-0
5/5/12	Maryland	W	10-3
5/6/12	Maryland	W	9-2
5/7/12	Maryland	L	5-8
5/8/12	at Stetson	W	9-1
5/9/12	at Stetson	L	5-6
5/12/12	at Clemson	L	2-7
5/14/12	at Clemson	L	7-9
5/14/12	at Clemson	W	9-5
5/17/12	NC State	L	5-10
5/18/12	NC State	W	3-2
5/19/12	NC State	W	6-2
5/23/12	vs. Georgia Tech ⁴	L	4-5
5/25/12	vs. Clemson ⁵	L	7-9
5/26/12	vs. Virginia ³	L	0-7
6/1/12	UAB ¹	W	2-1
6/2/12	Sanford ¹	W	8-1
6/3/12	Sanford ¹	W	5-2
6/8/12	Stanford ¹	W	17-1
6/10/12	Stanford ¹	W	18-7
6/15/12	vs. Arizona ³	L	3-4 (12)

YEAR-BY-YEAR RESULTS

6/17/12	vs. Stony Brook ³	W	12-2
6/19/12	vs. UCLA ⁴	W	4-1
6/21/12	vs. Arizona ⁵	L	3-10

2013	47-17 (20-10 ACC)		
2/15/13	Rhode Island	W	11-5
2/16/13	Rhode Island	W	6-2
2/17/13	Rhode Island	W	8-6 (10)
2/20/13	Jacksonville	W	9-7
2/23/13	USF	W	14-3 (8)
2/24/13	USF	W	8-0
2/24/13	USF	W	5-2
3/1/13	Villanova	W	23-5
3/2/13	Villanova	W	7-0
3/3/13	Villanova	W	2-1
3/5/13	Presbyterian	W	9-2
3/6/13	Presbyterian	W	10-4
3/8/13	Boston College	W	4-0
3/9/13	Boston College	W	9-4
3/10/13	Boston College	W	9-1
3/12/13	at Florida	W	4-1
3/15/13	at Maryland	L	3-5
3/16/13	at Maryland	W	7-6
3/17/13	at Maryland	W	4-3
3/19/13	Stetson	W	5-3
3/20/13	Stetson	W	14-1
3/22/13	Georgia Tech	L	0-10
3/22/13	Georgia Tech	W	11-3
3/24/13	Georgia Tech	W	8-6
3/26/13	vs. Florida	W	2-1
3/29/13	at Virginia Tech	L	2-3
3/30/13	at Virginia Tech	W	11-10
3/30/13	at Virginia Tech	L	1-8
4/2/13	Florida Gulf Coast	W	12-9
4/5/13	at Miami	W	4-2
4/6/13	at Miami	L	0-6
4/7/13	at Miami	W	5-1
4/9/13	Florida	L	3-4
4/12/13	Duke	W	16-2
4/13/13	Duke	W	8-5
4/13/13	Duke	W	8-3
4/16/13	South Alabama	W	2-0
4/20/13	at Virginia	L	2-9
4/20/13	at Virginia	L	0-2
4/21/13	at Virginia	L	2-5
4/23/13	at Jacksonville	W	9-0
4/26/13	Wake Forest	W	7-3
4/27/13	Wake Forest	W	8-6
4/28/13	Wake Forest	W	11-2
5/3/13	UCF	W	4-2
5/4/13	UCF	W	6-1
5/5/13	UCF	W	5-4
5/7/13	at Stetson	W	13-5
5/8/13	at Stetson	W	14-2
5/11/13	at NC State	L	1-3
5/12/13	at NC State	W	12-3
5/13/13	at NC State	W	8-4
5/16/13	Clemson	L	2-8
5/17/13	Clemson	W	2-1
5/18/13	Clemson	W	6-1
5/20/13	at North Carolina	L	3-4
5/22/13	vs. Georgia Tech ⁵	L	3-4
5/23/13	vs. Virginia Tech ⁵	L	2-3
5/25/13	vs. Virginia ²	L	4-7 (12)
5/31/13	Savannah State ⁴	W	10-0
6/1/13	Troy ¹	W	11-0
6/2/13	Troy ¹	W	11-4
6/8/13	Indiana ²	L	9-10
6/9/13	Indiana ²	L	6-11

2014	43-17 (21-9 ACC)		
2/14/14	Niagara	W	13-2
2/15/14	Niagara	W	4-1
2/16/14	Niagara	W	13-0 (8)
2/18/14	at Jacksonville	W	12-6
2/21/14	Georgia	W	8-3
2/22/14	Georgia	W	10-4
2/28/14	Miami	L	1-3

3/1/14	Miami	W	10-2
3/2/14	Miami	W	13-6
3/4/14	at USF	W	5-1
3/5/14	at USF	W	4-1
3/7/14	Maryland	W	15-3
3/8/14	Maryland	L	1-5
3/9/14	Maryland	W	7-0
3/11/14	at UCF	W	11-10
3/12/14	at UCF	W	18-1
3/14/14	NC State	W	6-1
3/15/14	NC State	W	8-2
3/15/14	NC State	W	9-8 (13)
3/18/14	at Florida	L	1-3
3/21/14	at Clemson	L	3-9
3/22/14	at Clemson	W	11-1
3/22/14	at Clemson	W	4-3
3/25/14	vs. Florida	L	1-4
3/28/14	vs. Boston College	W	6-0
3/28/14	vs. Boston College	W	11-7
3/29/14	vs. Boston College	W	10-1
4/1/14	Florida Gulf Coast	W	8-3
4/4/14	Notre Dame	W	8-7 (12)
4/6/14	Notre Dame	W	11-2
4/6/14	Notre Dame	W	4-3
4/8/14	Florida	L	0-8
4/11/14	at Georgia Tech	L	3-5
4/12/14	at Georgia Tech	L	4-12
4/13/14	at Georgia Tech	W	5-4
4/15/14	Jacksonville	W	6-1
4/18/14	at Wake Forest	W	7-1
4/19/14	at Wake Forest	W	4-3 (13)
4/20/14	at Wake Forest	L	2-5
4/22/14	Stetson	W	4-0
4/23/14	Stetson	W	13-3
4/25/14	Virginia	L	3-5 (10)
4/26/14	Virginia	W	7-0
4/27/14	Virginia	L	3-4
5/3/14	Minnesota	W	5-4
5/3/14	Minnesota	W	3-2
5/4/14	Minnesota	W	7-1
5/6/14	at Stetson	W	9-4
5/9/14	at North Carolina	W	7-0
5/10/14	at North Carolina	W	10-2
5/11/14	at North Carolina	L	4-5
5/13/14	UCF	L	3-8
5/15/14	Duke	W	3-0
5/16/14	Duke	W	9-8
5/17/14	Duke	L	5-7
5/21/14	vs. North Carolina ⁵	W	7-1
5/23/14	vs. Maryland ⁴	L	3-5
5/24/14	vs. Virginia ⁵	W	8-4
5/30/14	Georgia Southern ¹	L	0-7
5/31/14	Alabama ³	L	5-6

2015	44-21 (17-13 ACC)		
2/13/15	Oakland	W	7-3
2/14/15	Oakland	W	15-2
2/15/15	Oakland	W	5-1
2/18/15	at Jacksonville	L	3-5
2/20/15	at Georgia	W	7-5
2/21/15	at Georgia	L	1-4
2/21/15	at Georgia	L	5-10
2/24/15	Jacksonville	W	10-7
2/27/15	UNC-Wilmington	W	4-3
2/28/15	UNC-Wilmington	W	5-3
3/1/15	UNC-Wilmington	W	9-8
3/3/15	USF	W	24-1
3/4/15	USF	W	7-3
3/6/15	Boston College	W	7-0
3/7/15	Boston College	W	3-2
3/8/15	Boston College	W	8-4
3/10/15	UCF	W	11-8
3/11/15	UCF	W	15-11
3/13/15	Wake Forest	L	1-4
3/14/15	Wake Forest	W	12-2
3/15/15	Wake Forest	W	9-6
3/17/15	at Florida	L	8-14
3/20/15	at Virginia	L	4-8

3/21/15	at Virginia	W	12-10
3/22/15	at Virginia	W	13-1
3/25/15	Alabama State	W	8-7
3/27/15	Virginia Tech	L	3-8
3/28/15	Virginia Tech	W	19-9
3/29/15	Virginia Tech	W	6-5
3/31/15	vs. Florida	W	8-3
4/2/15	at NC State	W	3-2
4/3/15	at NC State	W	1-0
4/4/15	at NC State	L	7-11
4/7/15	Florida Gulf Coast	W	5-0
4/8/15	Florida Gulf Coast	L	0-5
4/10/15	at Notre Dame	L	2-5
4/11/15	at Notre Dame	L	1-4
4/12/15	at Notre Dame	L	1-2
4/14/15	Florida	W	4-3 (12)
4/17/15	Pitt	W	15-2
4/18/15	Pitt	W	6-5
4/18/15	Pitt	W	10-6
4/21/15	Stetson	W	6-1
4/24/15	at Miami	W	8-7 (17)
4/25/15	at Miami	W	15-5
4/26/15	at Miami	L	0-12
5/1/15	Coastal Carolina	W	16-2
5/2/15	Coastal Carolina	W	8-3
5/3/15	Coastal Carolina	L	2-4
5/5/15	at Stetson	W	3-1
5/8/15	at Louisville	W	13-4
5/9/15	at Louisville	L	0-7
5/10/15	at Louisville	L	5-6
5/14/15	Clemson	L	1-4
5/15/15	Clemson	L	0-7
5/16/15	Clemson	L	6-9
5/20/15	vs. Clemson ⁵	W	3-1
5/21/15	vs. North Carolina ⁵	W	8-4
5/23/15	vs. Louisville ⁵	W	6-0
5/24/15	vs. NC State ⁵	W	6-2
5/29/15	Mercer ¹	W	5-4 (10)
5/30/15	College of Charleston ¹	W	3-2
6/1/15	College of Charleston ¹	W	8-1
6/5/15	at Florida ²	L	5-13
6/6/15	at Florida ²	L	4-11

2016	41-22 (16-10 ACC)		
2/19/16	Rhode Island	W	19-1
2/20/16	Rhode Island	W	8-1
2/21/16	Rhode Island	W	23-4
2/26/16	College of Charleston	L	1-2
2/27/16	College of Charleston	W	8-3
2/28/16	College of Charleston	W	11-2
3/1/16	Jacksonville	L	3-7
3/2/16	Villanova	W	11-10 (14)
3/4/16	St. John's	W	16-4
3/5/16	St. John's	W	9-2
3/6/16	St. John's	L	1-5
3/8/16	at USF	W	12-4
3/9/16	Toledo	W	3-2
3/11/16	Georgia Tech	W	8-2
3/12/16	Georgia Tech	W	14-9
3/13/16	Georgia Tech	W	8-3
3/15/16	at Florida	L	0-6
3/18/16	at Pitt	W	17-4
3/19/16	at Pitt	W	10-2
3/20/16	at Pitt	L	7-5
3/22/16	UCF	W	2-2
3/23/16	UCF	W	5-4 (11)
3/25/16	NC State	W	8-5
3/29/16	vs. Florida	L	2-3
4/1/16	at Boston College	W	3-0
4/5/16	Texas Tech	W	10-1
4/6/16	Texas Tech	L	4-8
4/8/16	Louisville	W	12-7
4/9/16	Louisville	L	1-7
4/10/16	Louisville	W	16-5
4/12/16	Florida	L	2-8
4/15/16	at Wake Forest	L	0-9
4/16/16	at Wake Forest	W	13-8
4/17/16	at Wake Forest	L	2-4

YEAR-BY-YEAR RESULTS



4/19/16	Stetson	W	8-5
4/20/16	Stetson	W	8-6
4/22/16	Notre Dame	W	12-6
4/23/16	Notre Dame	W	7-6 (11)
4/24/16	Notre Dame	W	11-6
4/30/16	at Clemson	L	3-10
5/1/16	at Clemson	W	11-2
5/2/16	at Clemson	L	3-7
5/6/16	Bowling Green State	W	6-1
5/7/16	Bowling Green State	W	10-0
5/8/16	Bowling Green State	W	6-1
5/10/16	at Jacksonville	L	2-6
5/11/16	Florida Gulf Coast	L	8-11 (10)
5/13/16	at Duke	L	4-5
5/14/16	at Duke	L	1-3
5/15/16	at Duke	W	4-3
5/19/16	Miami	L	2-4
5/21/16	Miami	L	5-8
5/21/16	Miami	W	3-2 (10)
5/25/16	vs. NC State ⁵	W	7-3
5/28/16	vs. Georgia Tech ⁶	W	6-1
5/28/16	vs. Miami ⁷	W	5-4
5/29/16	vs. Clemson ⁸	L	13-18
6/3/16	Alabama State ⁹	W	18-6
6/4/16	Southern Miss ¹	W	7-2
6/5/16	South Alabama ²	W	18-6
6/11/16	at Florida ³	W	3-0
6/12/16	at Florida ³	L	0-5
6/13/16	at Florida ³	L	0-7
2017	46-23 (14-14 ACC)		
2/17/17	VCU	L	0-3
2/18/17	VCU	W	12-3
2/19/17	VCU	W	11-3
2/21/17	USF	L	2-4
2/24/17	Samford	W	16-3
2/25/17	Samford	W	8-0
2/26/17	Samford	W	13-4
2/28/17	at Jacksonville	W	6-5
3/3/17	Oakland	W	10-10
3/4/17	Oakland	W	12-1
3/5/17	Oakland	W	14-6
3/7/17	at UCF	W	5-2
3/8/17	at UCF	W	5-0
3/10/17	Boston College	L	5-8
3/11/17	Boston College	W	11-1
3/11/17	Boston College	W	13-0
3/14/17	at Florida	L	0-1
3/15/17	at Florida Gulf Coast	L	2-5
3/17/17	at Virginia Tech	W	9-2
3/18/17	at Virginia Tech	L	12-13
3/19/17	at Virginia Tech	L	0-17
3/21/17	Jacksonville	W	10-9
3/24/17	at Notre Dame	W	8-2
3/24/17	at Notre Dame	W	8-3 (13)
3/25/17	at Notre Dame	W	5-1
3/28/17	vs. Florida	L	1-4
3/31/17	North Carolina	L	1-3
4/1/17	North Carolina	L	2-5 (11)
4/2/17	North Carolina	L	7-9
4/4/17	Florida Gulf Coast	W	7-6
4/5/17	Florida Gulf Coast	W	3-2 (5)
4/7/17	at NC State	W	16-7
4/8/17	at NC State	L	3-4
4/9/17	at NC State	L	4-8
4/11/17	Florida	L	7-10
4/15/17	Clemson	L	10-12
4/16/17	Clemson	W	7-3
4/17/17	Clemson	W	7-6
4/19/17	Stetson	W	7-3
4/21/17	at Miami	W	6-3
4/22/17	at Miami	L	4-5 (10)
4/25/17	at Stetson	W	11-5
4/28/17	Virginia	W	6-4
4/29/17	Virginia	L	0-8
4/30/17	Virginia	L	5-7
5/5/17	Pacific	W	9-8
5/6/17	Pacific	W	18-5

5/6/17	Pacific	W	5-3
5/7/17	Pacific	W	5-3
5/9/17	Jacksonville	W	21-2 (8)
5/12/17	Wake Forest	L	3-4
5/13/17	Wake Forest	L	4-0
5/14/17	Wake Forest	L	9-10
5/18/17	at Louisville	W	12-9
5/19/17	at Louisville	W	8-2
5/24/17	vs. Notre Dame ⁵	W	5-3 (12)
5/26/17	vs. Louisville ⁵	W	6-2
5/27/17	vs. Duke ⁶	W	5-1
5/28/17	vs. North Carolina ⁸	W	7-3
6/2/17	Tennessee Tech ¹	L	1-3
6/3/17	UCF ²	W	6-3
6/4/17	Tennessee Tech ¹	W	5-3
6/4/17	Auburn ⁴	W	8-7 (10)
6/5/17	Auburn ⁴	W	6-0
6/10/17	Sam Houston State ²	W	7-6
6/11/17	Sam Houston State ²	W	19-0
6/17/17	vs. LSU ³	L	4-5
6/19/17	vs. Cal State Fullerton ³	W	6-4
6/21/17	vs. LSU ³	L	4-7

2018

2/16/18	Xavier	W	11-1
2/17/18	Xavier	W	7-2
2/18/18	Xavier	W	5-1
2/20/18	USF	W	5-2
2/23/18	Troy	W	7-3
2/24/18	Troy	W	6-5
2/25/18	Troy	W	9-4
2/27/18	at Jacksonville	W	4-0
3/2/18	UNC-Asheville	W	9-2
3/3/18	UNC-Asheville	W	4-3
3/4/18	UNC-Asheville	W	4-2
3/5/18	Kansas	W	10-5
3/6/18	Kansas	W	12-7
3/9/18	at Wake Forest	W	7-3
3/10/18	at Wake Forest	L	3-4
3/10/18	at Wake Forest	L	1-8
3/13/18	at Florida	L	6-12
3/16/18	Notre Dame	L	7-8
3/17/18	Notre Dame	W	6-4
3/18/18	Notre Dame	W	7-5
3/20/18	UCF	W	6-4
3/21/18	UCF	W	13-3
3/23/18	at North Carolina	L	8-16
3/23/18	at North Carolina	W	6-3 (10)
3/25/18	at North Carolina	W	9-4
3/27/18	vs. Florida	L	0-1
3/29/18	Louisville	W	9-4
3/30/18	Louisville	W	8-7
3/31/18	Louisville	L	1-6
4/4/18	Jacksonville	W	6-2
4/6/18	at Georgia Tech	W	10-2
4/7/18	at Georgia Tech	L	1-2
4/8/18	at Georgia Tech	L	3-18
4/10/18	Florida	L	3-6
4/13/18	Duke	L	1-7
4/14/18	Duke	L	5-6 (11)
4/17/18	Stetson	W	4-0
4/18/18	Stetson	W	18-10
4/20/18	at Boston College	W	13-12 (11)
4/21/18	at Boston College	W	13-7
4/22/18	at Boston College	W	6-1
4/24/18	at Stetson	L	3-5
4/27/18	Miami	W	2-0
4/28/18	Miami	W	10-1
4/29/18	Miami	L	5-11
5/5/18	at Clemson	W	3-2 (13)
5/6/18	at Clemson	L	7-12
5/7/18	at Clemson	L	4-5
5/9/18	Jacksonville	W	10-4
5/11/18	Mount St. Mary's	W	12-2
5/12/18	Mount St. Mary's	W	10-0 (7)
5/12/18	Mount St. Mary's	W	8-2 (7)
5/13/18	Mount St. Mary's	W	22-0
5/17/18	NC State	W	4-3 (11)

5/18/18	NC State	W	6-3 (10)
5/19/18	NC State	L	3-5
5/22/18	vs. Virginia ⁵	W	3-2 (11)
5/25/18	vs. NC State ⁵	W	5-2
5/26/18	vs. Clemson ⁸	W	5-4
5/27/18	vs. Louisville ⁵	W	11-8 (10)
6/7/18	Samford ¹	L	6-7
6/2/18	Mississippi State ¹	L	2-3

2019

2/15/19	Maine	W	11-0
2/16/19	Maine	W	16-3
2/16/19	Maine	W	6-5 (7)
2/17/19	Maine	W	9-1
2/22/19	Youngstown State	W	4-2
2/23/19	Youngstown State	W	24-2
2/23/19	Youngstown State	W	7-4
3/1/19	Mercer	W	9-5
3/2/19	Mercer	W	12-1
3/3/19	Mercer	W	5-1
3/6/19	North Florida	W	4-3
3/8/19	Virginia Tech	W	9-8 (10)
3/9/19	Virginia Tech	L	0-6
3/9/19	Virginia Tech	W	5-2
3/12/19	at Florida	L	7-20
3/15/19	at NC State	L	0-16
3/16/19	at NC State	L	8-9
3/17/19	at NC State	W	7-5
3/19/19	UCF	L	7-9
3/20/19	Florida International	W	9-6
3/23/19	at Notre Dame	W	7-1
3/23/19	at Notre Dame	L	3-12
3/24/19	at Notre Dame	W	3-1 (10)
3/26/19	vs. Florida	L	2-4
3/29/19	Boston College	L	7-10
3/30/19	Boston College	W	4-3
3/31/19	Boston College	L	0-8
4/2/19	Jacksonville	L	2-3 (10)
4/5/19	at Miami	L	0-11
4/6/19	at Miami	L	0-4
4/7/19	at Miami	W	6-5
4/9/19	Florida	L	1-3
4/12/19	Clemson	W	6-2
4/13/19	Clemson	W	16-2
4/14/19	Clemson	W	6-4
4/18/19	at Virginia	W	14-2
4/20/19	at Virginia	W	5-3
4/20/19	at Virginia	L	3-13
4/23/19	Stetson	W	9-8
4/24/19	Stetson	W	10-4
4/26/19	Wake Forest	W	13-2
4/27/19	Wake Forest	W	9-5
4/28/19	Wake Forest	L	12-16
5/3/19	Pitt	L	0-10
5/4/19	Pitt	W	15-6
5/5/19	Pitt	W	12-6
5/7/19	Jacksonville	W	3-0 (7)
5/7/19	Jacksonville	L	2-3 (7)
5/8/19	at Stetson	L	0-1
5/10/19	Richmond	W	8-2
5/11/19	Richmond	W	11-1
5/12/19	Richmond	W	7-2 (7)
5/16/19	at Louisville	L	14-4
5/17/19	at Louisville	W	14-3
5/18/19	at Louisville	L	0-11
5/21/19	vs. Wake Forest ⁵	L	4-7
5/24/19	vs. NC State ⁵	W	11-0 (7)
5/31/19	vs. Florida Atlantic ¹	W	13-7
6/1/19	at Georgia ¹	W	12-3
6/2/19	at Georgia ¹	W	10-1
6/8/19	at LSU ²	W	6-4
6/9/19	at LSU ²	W	5-4 (12)
6/15/19	vs. Arkansas ²	W	1-0
6/17/19	vs. Michigan ²	L	0-2
6/19/19	vs. Texas Tech ³	L	1-4



ACC PLAYERS OF THE WEEK/STANDINGS

ACC PITCHER/PLAYER OF THE WEEK

1992	Chris Roberts, P (3); Roger Bailey, P; Nandy Serrano, 3B
1993	Paul Wilson, P (3); Mike Martin, Jr., C; John Wasdin, P
1994	Jonathan Johnson, P; Paul Wilson, P (3)
1995	Mike Bell, P; Charlie Cruz, P; Chuck Howell, P; Jonathan Johnson, P; Doug Mientkiewicz, 1B; David Yocum, P (2)
1996	Zach Diaz, P, J.D. Drew, CF (3); Scooby Morgan, P/DH; Jeremy Morris, LF (2)
1997	Randy Choate, P (2); J.D. Drew, OF (3); Jeremy Morris, OF (2); Randy Niles, P
1998	Chris Chavez, P; Brian Cox, CF (3); Wes Crawford, P; Terry Henderson, DH; Jon McDonald, P; Jeremy Salazar, C; Nick Stocks, P
1999	Chris Chavez, P; Matt Diaz, OF (3); Jeremiah Klosterman, C; Marshall McDougall, 2B (3); Nick Stocks, P
2000	John-Ford Griffin, OF; Jon McDonald, P; Mike Ziegler, P (3); Marshall McDougall, 2B (2)
2001	John-Ford Griffin, OF (2); Ryan Barthelemy, 1B; Karl Jernigan, OF; Blair Varnes, P
2002	Stephen Drew, SS; Matt Lynch, P; Tony Richie, C
2003	Daniel Davidson, P (2); Blake Balkcom, OF; Daniel Hodges, P; Tony McQuade, OF; Tony Richie, C
2004	Gibbs Chapman, INF; Eddy Martinez-Esteve, 3B/OF (2); Stephen Drew, SS
2005	Shane Robinson, OF; Ryne Malone, 1B; Barret Browning, P; Bryan Henry, P; Mark Sauls, P
2006	Bryan Henry, P; Dennis Guinn, 1B; Tyler Chambliss, P; Barret Browning, P
2007	Bryan Henry, P (2); Buster Posey, C; Brandon Reichert, 1B; Danny Rosen, P; Jason Stidham, 3B; Tony Thomas, Jr., 2B (3)
2008	Matt Fairrel, P; Dennis Guinn, 1B (2); Mike McGee, OF; Buster Posey, C; Ryan Strauss, P
2009	Tyler Holt, OF; Stephen Cardullo, SS; Jason Stidham, 2B; Tommy Dravetz, DH
2010	Sherman Johnson, 3B; Stephen Cardullo, SS; Tyler Holt, OF (2)
2011	James Ramsey, OF; Mike McGee, UT (2); Sean Gilmartin, P (3)
2012	James Ramsey, OF; Justin Gonzalez, SS
2013	Marcus Davis, DH; Brandon Leibrandt, P; Stephen McGee, C; DJ Stewart, OF (2)
2014	Jose Brizuela, 3B; Casey Smit, SS; Luke Weaver, P (2)
2015	Billy Strode, P; DJ Stewart, OF; Chris Marconcini, DH; Boomer Biegalski, P
2016	Quincy Nieporte, 1B; John Sansone, 3B
2017	Tyler Holton, P (5); Dylan Busby, 3B
2018	Jackson Lueck, OF; Steven Wells, OF
2019	Robby Martin, DH; Drew Mendoza, 3B; Conor Grady, P; Drew Parrish, P

1992	ACC	OVERALL
Clemson	19-5	50-14
Florida State	16-7	49-21
NC State	15-9	46-18
Georgia Tech	14-9	45-19
Duke	12-12	38-16
Wake Forest	11-13	36-22
North Carolina	8-16	31-27
Maryland	7-15	27-28-1
Virginia	3-19	21-30

1993	ACC	OVERALL
Georgia Tech	16-6	47-14
NC State	15-7	49-17
Florida State	14-9	46-19
North Carolina	13-10	43-20
Clemson	11-11	45-20
Duke	11-13	39-19-1
Wake Forest	9-13	31-22
Virginia	7-15	21-30
Maryland	5-17	24-29

1994	ACC	OVERALL
Clemson	20-4	57-18
Georgia Tech	16-8	50-17
Duke	16-8	33-20
Florida State	14-9	53-22
NC State	13-11	46-18-1
North Carolina	10-13	34-21
Wake Forest	10-14	37-20
Maryland	6-18	24-29-1
Virginia	2-22	20-34

1995	ACC	OVERALL
Clemson	20-4	54-14
Florida State	16-7	53-16
Georgia Tech	16-8	38-22
North Carolina	14-10	39-23
Wake Forest	13-11	34-24
NC State	12-12	36-24
Virginia	8-15	26-29
Duke	4-20	30-27
Maryland	4-20	20-37

1996	ACC	OVERALL
Florida State	19-5	52-17
Clemson	17-7	51-17
Georgia Tech	13-11	40-24
NC State	13-11	42-19
Virginia	11-13	44-21
North Carolina	11-13	33-25
Duke	9-14	39-18
Wake Forest	7-16	26-32
Maryland	7-17	24-27

1997	ACC	OVERALL
Georgia Tech	19-4	46-15
Florida State	18-6	50-17
NC State	15-8	43-20
Clemson	13-10	41-23
Wake Forest	10-13	37-20
Virginia	10-13	32-22
Duke	9-14	33-25
North Carolina	6-18	29-31
Maryland	5-19	22-32

1998	ACC	OVERALL
Florida State	18-4	53-20
Georgia Tech	14-9	41-22
Clemson	14-9	43-16
NC State	12-9	41-23
Wake Forest	13-10	43-23
North Carolina	13-10	42-23
Duke	8-15	38-20
Maryland	5-18	26-30-1
Virginia	5-18	28-26-1

1999	ACC	OVERALL
Florida State	22-2	57-14
Wake Forest	16-7	47-16
Clemson	13-10	42-27
North Carolina	13-10	41-18
Georgia Tech	12-12	38-20
NC State	11-13	37-25
Virginia	8-15	21-35
Maryland	6-17	23-33-1
Duke	4-18	24-31

2000	ACC	OVERALL
Georgia Tech	18-6	50-16
Clemson	17-7	51-18
Florida State	15-9	53-19
Wake Forest	14-10	41-20-1
North Carolina	12-12	46-17
NC State	10-14	30-28
Virginia	10-14	26-31-1
Maryland	7-17	24-33
Duke	5-19	17-41

2001	ACC	OVERALL
Florida State	20-4	47-19
Clemson	17-7	41-22
Wake Forest	16-8	44-18
Georgia Tech	13-11	41-20
Duke	10-13	23-33
North Carolina	9-15	31-26
Virginia	9-15	25-31
NC State	9-15	32-29
Maryland	4-19	17-37

2002	ACC	OVERALL
Florida State	18-6	60-14
Wake Forest	17-6	47-13-1
North Carolina	17-7	43-21
Clemson	16-8	54-17
Georgia Tech	14-9	52-16
Virginia	8-16	25-32
NC State	7-17	33-26
Maryland	6-18	34-23
Duke	4-20	24-34

2003	ACC	OVERALL
Florida State	19-5	54-13-1
Georgia Tech	17-7	44-18
NC State	15-9	45-18
Clemson	15-9	39-22
North Carolina	13-11	42-23
Virginia	11-12	29-25
Wake Forest	8-15	29-24
Maryland	6-17	20-33
Duke	2-21	18-36

2004	ACC	OVERALL
Georgia Tech	18-5	44-21
Virginia	18-6	44-15
Florida State	16-8	45-23
North Carolina	14-10	43-21
Clemson	14-10	39-26
NC State	11-12	36-24
Duke	8-16	25-31
Wake Forest	4-20	17-33
Maryland	4-20	22-34

2005	ACC	OVERALL
Georgia Tech	22-8	45-19
Clemson	21-9	43-23
Miami	19-10-1	41-19-1
Florida State	19-11	53-20
North Carolina	17-10-1	41-19-1
NC State	17-13	41-19
Virginia	14-14	41-20
Wake Forest	12-18	28-30
Virginia Tech	7-19	23-28
Maryland	7-23	25-31
Duke	5-25	14-39

2006	ATLANTIC	ACC	OVERALL
Clemson	24-6	53-16	
Florida State	16-13	44-21	
NC State	16-13	40-23	
Wake Forest	16-13	33-22	
Boston College	9-21	28-25-1	
Maryland	8-22	26-30	

COASTAL	ACC	OVERALL
North Carolina	22-8	54-15
Virginia	21-9	47-15
Georgia Tech	19-11	50-18
Miami	17-13	42-24
Duke	6-24	14-40
Virginia Tech	4-25	20-33

ACC STANDINGS



2007		
ATLANTIC	ACC	OVERALL
Florida State	21-6	45-13
Clemson	18-12	41-23
NC State	16-14	38-23
Wake Forest	14-16	34-29
Boston College	12-17	24-27-1
Maryland	7-23	23-30

COASTAL		
North Carolina	21-9	57-16
Virginia	19-9	45-16
Miami	17-13	37-24
Georgia Tech	15-14	32-25
Duke	8-22	29-25
Virginia Tech	7-23	23-31

2008		
ATLANTIC	ACC	OVERALL
Florida State	24-6	54-14
NC State	18-11	42-22
Wake Forest	13-16	25-31
Clemson	11-18-1	31-27-1
Maryland	9-21	30-26
Boston College	9-21	26-27

COASTAL		
Miami	23-5	53-11
North Carolina	22-7	54-14
Georgia Tech	16-14	41-21
Virginia	15-15	39-23
Duke	10-18-1	37-18-1
Virginia Tech	6-24	23-31

2009		
ATLANTIC	ACC	OVERALL
Florida State	19-9	45-18
Clemson	19-11	44-22
Boston College	13-15	34-26
NC State	10-20	25-31
Maryland	10-20	27-27
Wake Forest	6-24	22-30

COASTAL		
North Carolina	19-10	49-18
Georgia Tech	17-10-1	38-19-1
Miami	18-12	38-22
Virginia	16-11-1	49-15-1
Duke	15-15	35-24
Virginia Tech	12-17	32-21

2010		
ATLANTIC	ACC	OVERALL
Florida State	18-12	48-20
Clemson	18-12	45-25
NC State	15-15	38-24
Boston College	14-16	30-28
Wake Forest	8-22	18-37
Maryland	5-25	17-39

COASTAL		
Virginia	23-7	51-14
Georgia Tech	21-9	47-15
Miami	20-10	43-20
Virginia Tech	16-14	40-22
North Carolina	14-16	38-22
Duke	8-22	29-27

2011		
ATLANTIC	ACC	OVERALL
Florida State	19-11	46-19
Clemson	17-13	43-20
NC State	15-15	35-27
Wake Forest	15-15	25-31
Boston College	7-22	17-33
Maryland	5-25	21-35

COASTAL		
Virginia	22-8	56-12
Georgia Tech	22-8	42-21
North Carolina	20-10	51-16
Miami	19-10	38-23
Virginia Tech	11-19	30-25
Duke	7-23	26-30

2012		
ATLANTIC	ACC	OVERALL
Florida State	24-6	50-17
NC State	19-11	43-20
Clemson	16-14	35-28
Wake Forest	13-17	33-24
Maryland	10-20	32-24
Boston College	10-20	22-33

COASTAL		
North Carolina	22-8	46-16
Virginia	18-12	39-19-1
Miami	16-14	36-23
Georgia Tech	12-18	38-26
Virginia Tech	11-19	34-21
Duke	9-21	21-34

2013		
ATLANTIC	ACC	OVERALL
Florida State	20-10	47-17
NC State	19-10	50-16
Clemson	18-12	40-22
Maryland	11-19	30-25
Wake Forest	9-20	28-27
Boston College	4-25	12-40

COASTAL		
North Carolina	21-7	59-12
Virginia	22-8	50-12
Georgia Tech	15-14	40-22
Georgia Tech	15-15	37-27
Miami	14-16	37-25
Duke	9-21	26-29

2014		
ATLANTIC	ACC	OVERALL
Florida State	21-9	43-17
Maryland	15-14	40-23
Clemson	15-14	36-25
Wake Forest	15-15	30-26
NC State	13-17	32-23
Boston College	10-20	22-33
Notre Dame	9-21	22-31

COASTAL		
Miami	24-6	44-19
Virginia	22-8	53-16
Duke	16-14	33-25
North Carolina	15-15	35-27
Georgia Tech	14-16	37-27
Pitt	11-19	22-30
Virginia Tech	9-21	21-31-1

2015		
ATLANTIC	ACC	OVERALL
Florida State	17-13	44-21
Clemson	16-13	32-29
NC State	15-14	36-23
Wake Forest	12-18	27-26
Boston College	10-19	27-27

COASTAL		
Miami	22-8	50-16
Virginia	15-15	42-23
North Carolina	13-16	34-24
Virginia Tech	13-16	27-27
Georgia Tech	13-17	32-23
Duke	10-19	31-22
Pitt	9-21	20-32

2016		
ATLANTIC	ACC	OVERALL
Florida State	16-10	41-22
NC State	15-13	38-22
Clemson	16-14	44-20
Boston College	13-15	35-22
Wake Forest	13-17	35-27
Notre Dame	11-17	27-27

COASTAL		
Miami	21-7	50-14
Virginia	19-11	38-22
Duke	14-15	33-24
Georgia Tech	13-16	38-25
North Carolina	13-17	34-21
Pitt	10-18	25-26
Virginia Tech	6-24	19-36

2017		
ATLANTIC	ACC	OVERALL
Florida State	14-14	46-23
Louisville	23-6	53-12
Wake Forest	19-11	43-19
Clemson	17-13	42-21
NC State	16-14	36-25
Boston College	11-19	25-28
Notre Dame	10-20	26-32

COASTAL		
North Carolina	23-7	49-14
Virginia	18-12	43-16
Miami	16-13	31-27
Duke	12-18	30-28
Georgia Tech	11-19	27-28
Pitt	9-21	23-30
Virginia Tech	9-21	23-32

2018		
ATLANTIC	ACC	OVERALL
Florida State	16-13	43-19
Clemson	22-8	47-16
NC State	19-11	42-18
Louisville	18-12	45-19
Wake Forest	13-17	25-32
Notre Dame	12-18	24-30
Boston College	7-22	17-32

COASTAL		
North Carolina	22-8	44-20
Duke	18-11	45-18
Miami	16-13	28-26
Georgia Tech	14-16	31-27
Virginia	12-18	29-25
Pitt	11-19	29-26
Virginia Tech	8-22	21-33

2019		
ATLANTIC	ACC	OVERALL
Florida State	17-13	42-23
Louisville	21-9	51-18
NC State	18-12	42-19
Clemson	15-15	35-26
Wake Forest	14-16	31-26
Notre Dame	13-17	24-30
Boston College	12-18	31-27

COASTAL		
Georgia Tech	19-11	43-19
Miami	18-12	40-20
North Carolina	17-13	46-19
Duke	15-15	35-27
Virginia	14-16	32-24
Virginia Tech	9-21	26-27
Pitt	8-22	21-34

METRO/ACC TOURNAMENT

ALL-TIME CONFERENCE TOURNAMENT RESULTS

METRO CONFERENCE			
YR	SITE	CHAMPION	OUTSTANDING PLAYER
1976	Memphis, TN	Memphis State	Ron McNeely, Memphis State
1977	Memphis, TN	Florida State	Terry Kennedy, Florida State
1978	Tallahassee	Memphis State	Terry Pressgrove, Memphis State
1979	Tallahassee	Tulane	Ken Francingues, Tulane
1980	Tallahassee	Florida State	Mike Fuentes, Florida State
1981	Tallahassee	Florida State	Mike Fuentes, Florida State
1982	Tallahassee	Tulane	Eric Lane, Tulane
1983	Tallahassee	Florida State	Danny Dowell, Florida State
1984	Tallahassee	Florida State	Jody Reed, Florida State
1985	Tallahassee	Florida State	Richie Lewis, Florida State
1986	Tallahassee	Florida State	Mike Loynd, Florida State
1987	Columbia, SC	Florida State	Ed Porcellii, Florida State
1988	Tallahassee	Florida State	Edwin Alicea, Florida State
1989	Columbia, SC	Florida State	Sedgwick McCollum, USM
1990	Hattiesburg, MS	Florida State	Allen Bevis, Florida State
1991*	Salem, VA	Florida State	Ty Mueller, Florida State

*Title game rained out. FSU and USM declared co-champions.

ATLANTIC COAST CONFERENCE			
YR	SITE	CHAMPION	OUTSTANDING PLAYER
1992	Greenville, SC	Clemson	Matt Donahue, NC State
1993	Greenville, SC	NC State	Jeff Morris, Clemson
1994	Greenville, SC	Clemson	Shane Monahan, Clemson
1995	Greenville, SC	Florida State	Jonathan Johnson, Florida State
1996	Durham, NC	Virginia	Seth Greisinger, Virginia
1997	St. Petersburg, FL	Florida State	Jeremy Morris, Florida State
1998	Durham, NC	Wake Forest	John Hendricks, Wake Forest
1999	Durham, NC	Wake Forest	Andrew Riege, Wake Forest
2000	Fort Mill, SC	Georgia Tech	Jason Basil, Georgia Tech
2001	Fort Mill, SC	Wake Forest	Dave Bush, Wake Forest
2002	St. Petersburg, FL	Florida State	Stephen Drew, Florida State
2003	Salem, VA	Georgia Tech	Brian Burks, Georgia Tech
2004	Salem, VA	Florida State	Shane Robinson, Florida State
2005	Jacksonville, FL	Georgia Tech	Tyler Greene, Georgia Tech
2006	Jacksonville, FL	Clemson	Tyler Colvin, Clemson
2007	Jacksonville, FL	North Carolina	Josh Horton, North Carolina
2008	Jacksonville, FL	Miami	Dave DiNatale, Miami
2009	Durham, NC	Virginia	Dan Grovatt, Virginia
2010	Greensboro, NC	Florida State	Harold Riggins, NC State
2011	Durham, NC	Virginia	Steven Proscia, Virginia
2012	Greensboro, NC	Georgia Tech	Jake Davies, Georgia Tech
2013	Durham, NC	North Carolina	Cody Stubbs, North Carolina
2014	Greensboro, NC	Georgia Tech	Dusty Isaacs, Georgia Tech
2015	Durham, NC	Florida State	Boomer Biegalski, Florida State
2016	Durham, NC	Clemson	Mike Triller, Clemson
2017	Louisville, KY	Florida State	Jackson Lueck, Florida State
2018	Durham, NC	Florida State	Cal Raleigh, Florida State
2019	Durham, NC	North Carolina	Michael Busch, North Carolina

FLORIDA STATE'S ALL-TOURNAMENT MVPs

METRO CONFERENCE	
Terry Kennedy	1977
Mike Fuentes	1980, 1981
Danny Dowell	1983
Jody Reed	1984
Richie Lewis	1985
Mike Loynd	1986
Ed Porcellii	1987
Edwin Alicea	1988
Allen Bevis	1990
Ty Mueller	1991

ATLANTIC COAST CONFERENCE	
Jonathan Johnson	1995
Jeremy Morris	1997
Stephen Drew	2002
Shane Robinson	2004
Boomer Biegalski	2015
Jackson Lueck	2017
Cal Raleigh	2018

ALL-TOURNAMENT TEAMS

1977	
Chip Bifano	OF
Joe Hicks	INF
Terry Kennedy	C
Larry Jones	P

1978	
Ron Traylor	OF
Bob Benda	INF
David Mobley	INF
Brooks Carey	P

1979	
Mike Fuentes	OF
Bruce Huff	OF
Craig Patterson	INF
Jeff Ledbetter	DH

1980	
Mike Fuentes	OF
Lionel Martinez	INF
Rick Figueroa	INF
Ken Fischer	P

1981	
Mike Fuentes	OF
Mike Yastrzinski	OF
Joe Licata	OF
Jeff Ledbetter	INF
Lionel Martinez	INF
Don DeLoach	INF
Craig Ramsey	C
Rick Hatcher	P

1982	
Jeff Ledbetter	OF
Chris Cawthon	OF
Jamey Shouppe	P

1983	
Frank Fazzini	OF
Mike Yastrzinski	OF
Rick Figueroa	INF
Jody Reed	INF
Mark Barineau	INF
Danny Dowell	C
Jeff Gray	P
David Smalley	P

1984	
Paul Sorrento	OF
Eric Mingham	OF
Luis Alicea	INF
Jody Reed	INF
Jeff Gray	P
Doug Little	P
Vince Calandra	DH

1985	
Frank Fazzini	OF
Paul Sorrento	OF
Vince Calandra	INF
Jimmy Jones	INF
Doug Little	P
Richie Lewis	P

1986	
Paul Sorrento	OF
Luis Alicea	INF
Mike Loynd	P

1987	
Deion Sanders	OF
Edwin Alicea	INF
Jose Marzan	INF
Barry Blackwell	C
Ed Porcellii	P
Richie Lewis	P

1988	
Marc Giordano	OF
Edwin Alicea	INF
Donny Erickson	INF
Barry Blackwell	C
Bret Davis	P

1989	
Chris Brock	OF
Brad Parker	OF
Bob Reboin	INF
Rocky Rau	INF
Brian Gilliland	INF

1990	
Allen Bevis	INF
Eduardo Perez	INF
Brad Gregory	P
Buddy Cribb, Jr.	DH

1991	
Ty Mueller	OF
Link Jarrett	INF
Pedro Grifol	C
Chris Roberts	P

1992	
Chris Roberts	DH

1993	
Doug Mientkiewicz	1B
Mickey Lopez	3B

1994	
Randy Hodges	OF
Scott Zech	OF
Paul Wilson	SP

1995	
Doug Mientkiewicz	1B
Mickey Lopez	2B
Jeremy Morris	OF
Adam Faurot	DH
Jonathan Johnson	P

1996	
J.D. Drew	OF
Scobey Morgan	P

1997	
Jeremy Salazar	C
Scott Zech	2B
J.D. Drew	OF
Jeremy Morris	OF
Chris Chavez	P
Randy Choate	P

1998	
Jeremy Salazar	C
Matt Diaz	OF
Brian Cox	OF

1999	
John Ford-Griffin	OF

2000	
Marshall McDougall	2B

ACC TOURNAMENT



2001		
Tony Richie	C	
John Ford-Griffin	OF	
2002		
Tony Richie	C	
Stephen Drew	SS	
Ryan Barthelemy	3B	
Matt Lynch	P	
2003		
Tony Richie	C	
Blake Balkcom	OF	
2004		
Stephen Drew	SS	
Shane Robinson	OF	
Eddy Martinez-Estevé	DH/UT	
Mark Sauls	P	
2005		
Jack Rye	OF	
2006		
Travis Anderson	DH	
Danny Diaz	C	
Buster Posey	SS	
2007		
Tony Thomas, Jr.	2B	
2008		
Buster Posey	C	
2009		
Jason Stidham	2B	
Mike McBee	OF	
2010		
Tyler Holt	OF	
Stephen Cardullo	SS	
2011		
Rafael Lopez	C	
Mike McBee	DH/UT	
James Ramsey	OF	
2012		
Justin Gonzalez	SS	
2013		
DJ Stewart	OF	
2015		
Boomer Biegalski	P	
Ben DeLuzio	OF	
Chris Marconcini	DH	
2016		
Dylan Busby	1B	
Jackson Lueck	OF	
2017		
Dylan Busby	3B	
Tyler Holton	P	
Jackson Lueck	OF	
Drew Mendoza	1B	
2018		
Jackson Lueck	UT/DH	
Drew Mendoza	3B	
Drew Parrish	P	
Cal Raleigh	C	
2019		
J.C. Flowers	OF	

FSU IN THE ACC TOURNEY

1992 - GREENVILLE, SC (3-2)			
Sunday, May 10	R	H	E
#6 Wake Forest	1	3	2
#2 Florida State	6	8	0
MONDAY, MAY 11			
#2 Florida State	2	10	0
#1 Clemson	5	9	0
TUESDAY, MAY 12			
#2 Florida State	7	12	1
#7 North Carolina	3	8	0
#3 NC State	0	4	1
#2 Florida State	1	4	0
WEDNESDAY, MAY 13			
#1 Clemson	11	10	0
#2 Florida State	0	7	3
1993 - GREENVILLE, SC (3-2)			
Sunday, May 16	R	H	E
#5 Clemson	6	11	2
#3 Florida State	1	9	0
MONDAY, MAY 17			
#3 Florida State	11	12	0
#8 Virginia	2	6	2
TUESDAY, MAY 18			
#1 Georgia Tech	2	8	1
#3 Florida State	5	8	2
WEDNESDAY, MAY 19			
#3 Florida State	7	9	1
#5 Clemson	5	13	0
THURSDAY, MAY 20			
#2 NC State	5	9	0
#3 Florida State	1	10	2
1994 - GREENVILLE, SC (4-2)			
WEDNESDAY, MAY 18	R	H	E
#5 NC State	6	11	1
#4 Florida State	5	9	0
THURSDAY, MAY 19			
#4 Florida State	7	15	1
#8 Maryland	1	5	2
FRIDAY, MAY 20			
#7 Wake Forest	3	7	4
#4 Florida State	18	22	1
SATURDAY, MAY 21			
#4 Florida State	10	13	1
#1 Clemson	4	11	3
#5 NC State	4	8	0
#4 Florida State	7	10	1
SUNDAY, MAY 22 - CHAMPIONSHIP GAME			
#4 Florida State	1	5	0
#1 Clemson	4	7	2
1995 - GREENVILLE, SC (5-1)			
WEDNESDAY, MAY 17	R	H	E
#7 Virginia	0	3	2
#2 Florida State	6	9	0
THURSDAY, MAY 18			
#2 Florida State	12	8	3
#6 NC State	6	11	1
FRIDAY, MAY 19			
#1 Clemson	11	13	1
#2 Florida State	0	3	5

SATURDAY, MAY 20			
#2 Florida State	10	12	0
#4 North Carolina	1	7	2
#2 Florida State	12	14	1
#1 Clemson	2	4	2
SUNDAY, MAY 21 - CHAMPIONSHIP GAME			
#1 Clemson	2	5	2
#2 Florida State	8	10	1
1996 - DURHAM, NC (4-2)			
WEDNESDAY, MAY 15	R	H	E
#8 Wake Forest	4	9	3
#1 Florida State	8	15	2
THURSDAY, MAY 16			
#1 Florida State	2	6	0
#5 Virginia	3	7	0
FRIDAY, MAY 17			
#1 Florida State	7	6	1
#7 Duke	3	14	1
SATURDAY, MAY 18			
#2 Clemson	1	6	2
#1 Florida State	2	4	0
#5 Virginia	2	8	0
#1 Florida State	8	13	1
SUNDAY, MAY 19 - CHAMPIONSHIP GAME			
#1 Florida State	1	2	2
#5 Virginia	12	15	2
1997 - ST. PETERSBURG, FL (5-0)			
WEDNESDAY, MAY 14	R	H	E
#7 Duke	2	5	1
#2 Florida State	4	6	5
THURSDAY, MAY 15			
#3 NC State	3	5	2
#2 Florida State	5	6	1
FRIDAY, MAY 16			
#2 Florida State	8	11	1
#4 Clemson	4	7	1
SATURDAY, MAY 17			
#2 Florida State	12	17	0
#7 Duke	2	9	2
CHAMPIONSHIP GAME			
#4 Clemson	0	2	1
#2 Florida State	10	9	0
1998 - DURHAM, NC (4-2)			
WEDNESDAY, MAY 13	R	H	E
#9 Virginia	1	5	1
#1 Florida State	4	12	1
THURSDAY, MAY 14			
#1 Florida State	14	12	2
#5 Wake Forest	1	7	5
FRIDAY, MAY 15			
#1 Florida State	13	22	2
#6 North Carolina	11	6	2
(10 innings)			
SATURDAY, MAY 16			
#4 NC State	6	12	2
#1 Florida State	13	13	1
#1 Florida State	1	4	3
#5 Wake Forest	2	8	1

SUNDAY, MAY 17 - CHAMPIONSHIP GAME			
#5 Wake Forest	6	13	2
#1 Florida State	3	6	0
1999 - DURHAM, NC (2-2)			
WEDNESDAY, MAY 19	R	H	E
#8 Maryland	1	4	1
#1 Florida State	4	9	1
THURSDAY, MAY 20			
#1 Florida State	7	12	1
#5 Georgia Tech	3	11	2
FRIDAY, MAY 21			
#2 Wake Forest	4	11	0
#1 Florida State	0	7	2
SATURDAY, MAY 22			
#3 Clemson	8	10	0
#1 Florida State	7	9	2
2000 - FORT MILL, SC (2-2)			
WEDNESDAY, MAY 17	R	H	E
#6 NC State	6	9	2
#3 Florida State	8	10	4
THURSDAY, MAY 18			
#3 Florida State	4	6	1
#2 Clemson	8	12	0
FRIDAY, MAY 19			
#3 Florida State	4	8	3
#5 North Carolina	1	9	0
SATURDAY, MAY 20			
#1 Georgia Tech	10	15	1
#3 Florida State	3	8	4
2001 - FORT MILL, SC (3-2)			
WEDNESDAY, MAY 16	R	H	E
#8 NC State	5	8	7
#1 Florida State	11	7	1
THURSDAY, MAY 17			
#1 Florida State	5	14	4
#4 Georgia Tech	6	16	0
(10 innings)			
FRIDAY, MAY 18			
#2 Clemson	4	7	0
#1 Florida State	5	17	1
SATURDAY, MAY 19			
#1 Florida State	15	19	1
#3 Wake Forest	2	5	2
#8 NC State	8	10	0
#1 Florida State	4	10	3
2002 - ST. PETERSBURG, FL (5-0)			
WEDNESDAY, MAY 22	R	H	E
#9 Duke	7	9	0
#1 Florida State	10	14	0
THURSDAY, MAY 23			
#1 Florida State	9	11	3
#4 Clemson	4	7	1
FRIDAY, MAY 24			
#1 Florida State	5	9	0
#2 Wake Forest	2	8	0
SATURDAY, MAY 25			
#5 Georgia Tech	4	6	2
#1 Florida State	7	9	2

ACC TOURNAMENT

CHAMPIONSHIP GAME

#4 Clemson	1	8	1
#1 Florida State	4	10	0

2003 - SALEM, VA (3-2)

THURSDAY, MAY 22	R	H	E
#9 Duke	0	6	4
#1 Florida State	13	14	0

FRIDAY, MAY 23

#1 Florida State	2	10	2
#5 North Carolina	3	10	0

(10 innings)

SATURDAY, MAY 24

#6 Virginia	0	6	0
#1 Florida State	2	7	0

#1 Florida State	17	18	2
#3 NC State	6	8	3

SUNDAY, MAY 25

#2 Georgia Tech	10	12	2
#1 Florida State	7	7	2

2004 - SALEM, VA (5-1)

WEDNESDAY, MAY 26	R	H	E
#6 NC State	5	12	0
#3 Florida State	6	11	1

THURSDAY, MAY 27

#3 Florida State	6	11	2
#7 Duke	3	9	1

FRIDAY, MAY 28

#3 Florida State	4	9	3
#1 Georgia Tech	13	15	1

SATURDAY, MAY 29

#5 North Carolina	7	12	4
#3 Florida State	8	15	4

(11 innings)

#1 Georgia Tech	7	9	2
#3 Florida State	8	15	4

SUNDAY, MAY 30 - CHAMPIONSHIP GAME

#3 Florida State	17	20	3
#1 Georgia Tech	5	9	3

2005 - JACKSONVILLE, FL (2-2)

WEDNESDAY, MAY 25	R	H	E
#5 North Carolina	2	9	3
#4 Florida State	3	9	3

(12 innings)

THURSDAY, MAY 26

#4 Florida State	4	9	0
#1 Georgia Tech	5	10	1

FRIDAY, MAY 27

#8 Wake Forest	3	10	1
#4 Florida State	7	6	2

SATURDAY, MAY 28

#1 Georgia Tech	18	14	0
#4 Florida State	2	7	4

(7 innings)

2006 - JACKSONVILLE, FL (3-2)

WEDNESDAY, MAY 24	R	H	E
#6 Florida State	2	8	2
#3 Virginia	6	6	0

THURSDAY, MAY 25

#2 North Carolina	6	11	0
#6 Florida State	7	9	0

FRIDAY, MAY 26

#3 Virginia	0	8	1
#6 Florida State	11	13	0

(7 innings)

SATURDAY, MAY 27

#6 Florida State	7	10	1
#7 NC State	3	10	1

#7 NC State	8	16	1
#6 Florida State	7	12	1

2007 - JACKSONVILLE, FL (1-2)

WEDNESDAY, MAY 23	R	H	E
#8 Wake Forest	2	7	3
#1 Florida State	11	14	2

FRIDAY, MAY 25

#1 Florida State	3	8	1
#5 Miami	9	11	1

SATURDAY, MAY 26

#1 Florida State	1	6	1
#4 Clemson	5	10	1

2008 - JACKSONVILLE, FL (2-1)

WEDNESDAY, MAY 21	R	H	E
#7 Wake Forest	3	7	1
#2 Florida State	8	11	1

FRIDAY, MAY 23

#2 Florida State	3	9	1
#6 Virginia	5	11	1

SATURDAY, MAY 24

#2 Florida State	9	12	0
#3 North Carolina	6	10	2

2009 - DURHAM, NC (2-2)

WEDNESDAY, MAY 20	R	H	E
#8 Boston College	2	9	1
#1 Florida State	7	7	0

THURSDAY, MAY 21

#1 Florida State	4	6	0
#5 Miami	2	4	2

SATURDAY, MAY 23

#4 Georgia Tech	9	10	0
#1 Florida State	2	10	1

SUNDAY, MAY 24 - CHAMPIONSHIP GAME

#6 Virginia	6	8	0
#1 Florida State	3	9	3

2010 - GREENSBORO, NC (3-1)

WEDNESDAY, MAY 26	R	H	E
#5 Florida State	3	6	1
#4 Miami	9	7	2

THURSDAY, MAY 27

#5 Florida State	11	14	0
#1 Virginia	4	6	0

FRIDAY, MAY 28

#8 Boston College	2	5	1
#5 Florida State	12	15	1

SUNDAY, MAY 30 - CHAMPIONSHIP GAME

#7 NC State	3	7	1
#5 Florida State	8	12	0

2011 - DURHAM, NC (2-2)

WEDNESDAY, MAY 25	R	H	E
#7 NC State	7	10	0
#2 Florida State	0	4	2

THURSDAY, MAY 26

#2 Florida State	6	13	0
#6 Clemson	3	10	0

SATURDAY, MAY 28

#3 Georgia Tech	2	7	2
#2 Florida State	4	7	2

SUNDAY, MAY 29 - CHAMPIONSHIP GAME

#2 Florida State	2	8	0
#1 Virginia	7	6	2

2012 - GREENSBORO, NC (0-3)

WEDNESDAY, MAY 23	R	H	E
#8 Georgia Tech	5	7	1
#1 Florida State	4	7	0

FRIDAY, MAY 25

#1 Florida State	7	11	2
#5 Clemson	9	11	0

SATURDAY, MAY 26

#1 Florida State	0	5	2
#4 Virginia	7	12	0

2013 - DURHAM, NC (0-3)

WEDNESDAY, MAY 22	R	H	E
#7 Georgia Tech	4	9	0
#2 Florida State	3	6	0

THURSDAY, MAY 23

#2 Florida State	2	7	0
#6 Virginia Tech	3	8	0

SATURDAY, MAY 25

#2 Florida State	4	8	3
#3 Virginia	7	13	0

(12 innings)

2014 - GREENSBORO, NC (2-1)

WEDNESDAY, MAY 21	R	H	E
#7 North Carolina	1	6	1
#2 Florida State	7	9	1

FRIDAY, MAY 23

#2 Florida State	3	4	3
#6 Maryland	5	7	1

SATURDAY, MAY 24

#3 Virginia	4	8	1
#2 Florida State	6	8	0

2015 - DURHAM, NC (4-0)

WEDNESDAY, MAY 20	R	H	E
#5 Clemson	1	6	0
#4 Florida State	3	3	2

THURSDAY, MAY 21

#4 Florida State	8	12	1
#8 North Carolina	4	8	1

SATURDAY, MAY 23

#1 Louisville	0	6	1
#4 Florida State	6	7	1

SUNDAY, MAY 24 - CHAMPIONSHIP GAME

#6 NC State	2	5	0
#4 Florida State	6	8	0

2016 - DURHAM, NC (3-1)

WEDNESDAY, MAY 25	R	H	E
#5 NC State	3	7	0
#4 Florida State	7	8	1

THURSDAY, MAY 26

#4 Florida State	6	10	1
#9 Georgia Tech	1	6	0

SATURDAY, MAY 28

#1 Miami	4	8	0
#4 Florida State	5	11	0

SUNDAY, MAY 29 - CHAMPIONSHIP GAME

#6 Clemson	18	15	1
#4 Florida State	13	11	4

2017 - LOUISVILLE, KY (4-0)

WEDNESDAY, MAY 24	R	H	E
#12 Notre Dame	3	14	0
#8 Florida State	5	8	0

(12 innings)

FRIDAY, MAY 26

#6 Florida State	6	10	3
#1 Louisville	2	4	0

SATURDAY, MAY 27

#9 Duke	1	5	1
#8 Florida State	5	11	0

SUNDAY, MAY 28 - CHAMPIONSHIP GAME

#8 Florida State	7	9	2
#2 North Carolina	3	7	0

2018 - DURHAM, NC (4-0)

TUESDAY, MAY 22	R	H	E
#10 Virginia	2	6	1
#6 Florida State	3	9	0

(11 innings)

FRIDAY, MAY 25

#6 Florida State	5	10	3
#3 NC State	2	5	0

SATURDAY, MAY 26

#6 Florida State	5	7	1
#2 Clemson	4	5	0

SUNDAY, MAY 27 - CHAMPIONSHIP GAME

#6 Florida State	11	11	0
#5 Louisville	8	11	3

(10 innings)

2019 - DURHAM, NC (1-1)

TUESDAY, MAY 21	R	H	E
#10 Wake Forest	7	11	2
#6 Florida State	4	6	0

(10 innings)

FRIDAY, MAY 24

#6 Florida State	11	16	1
#3 NC State	0	1	1

ALL-TIME ACC TOURNAMENT RECORDS (81-41)

City, State	Record by Location			Titles
	Record	Last	Year	
Durham, NC	26-15	2019	'16, '18	
Louisville, KY	4-0	2017	'17	
Greensboro, NC	5-5	2014	'10	
Jacksonville, FL	8-7	2008	-	
Salem, VA	8-3	2004	'04	
St. Petersburg, FL	10-0	2002	'97, '02	
Fort Mill, SC	5-4	2001	-	
Greenville, SC	15-7	1995	'95	

Record vs. Opponents			
Boston Col.	2-0	NC State	15-5
Clemson	13-10		

NCAA TOURNAMENT



1956 (1-2)
DISTRICT 3 PLAYOFFS **GASTONIA, N.C.**
 6/1/56 vs. Duke W 2-1
 6/2/56 vs. Duke L 2-4
 6/2/56 vs. Duke L 6-7

1957 (3-3)
DISTRICT 3 PLAYOFFS **GASTONIA, N.C.**
 5/31/57 vs. Georgia Southern W 5-3
 5/31/57 vs. Duke W 3-2
 6/1/57 vs. Duke L 6-8
 6/3/57 vs. Duke W 4-1

COLLEGE WORLD SERIES **OMAHA, NEB.**
 6/8/57 vs. Penn State L 0-7
 6/9/57 vs. Connecticut L 3-5

1958 (1-2)
DISTRICT 3 PLAYOFFS **GASTONIA, N.C.**
 6/5/58 vs. George Washington W 3-1
 6/7/58 vs. Florida L 1-2
 6/7/58 vs. Clemson L 5-8

1959 (2-2)
DISTRICT 3 PLAYOFFS **GASTONIA, N.C.**
 6/4/59 vs. George Washington W 3-2
 6/5/59 vs. Clemson L 2-24
 6/5/59 vs. Georgia Tech W 16-9
 6/6/59 vs. Clemson L 0-5

1961 (1-2)
DISTRICT 3 PLAYOFFS **GASTONIA, N.C.**
 6/1/61 vs. West Virginia W 3-1
 6/1/61 vs. Duke L 2-7
 6/2/61 vs. West Virginia L 3-4

1962 (6-3)
DISTRICT 3 PLAYOFFS **GASTONIA, N.C.**
 5/30/62 vs. Florida L 0-1
 6/1/62 vs. West Virginia W 6-5
 6/2/62 vs. Florida W 3-1
 6/4/62 vs. Wake Forest W 10-8
 6/4/62 vs. Wake Forest W 3-2

COLLEGE WORLD SERIES **OMAHA, NEB.**
 6/11/62 vs. Santa Clara W 5-1
 6/12/62 vs. Ithaca W 5-4
 6/13/62 vs. Michigan L 7-10
 6/14/62 vs. Santa Clara L 6-11

1963 (4-3)
DISTRICT 3 PLAYOFFS **GASTONIA, N.C.**
 5/30/63 vs. Auburn W 4-3
 5/30/63 vs. Wake Forest W 12-4
 6/1/63 vs. Wake Forest L 5-6
 6/1/63 vs. Wake Forest W 11-5

COLLEGE WORLD SERIES **OMAHA, NEB.**
 6/11/63 vs. Western Michigan W 5-2
 6/11/63 vs. Arizona L 3-4 (11)
 6/12/63 vs. USC L 3-4

1965 (5-3)
DISTRICT 3 PLAYOFFS **GASTONIA, N.C.**
 5/26/65 vs. Mississippi State L 3-6
 5/27/65 vs. Maryland W 7-3
 5/28/65 vs. Mississippi State W 6-2
 5/29/65 vs. Furman W 2-1
 5/29/65 vs. Furman W 7-5

COLLEGE WORLD SERIES **OMAHA, NEB.**
 6/7/65 vs. Ohio State L 1-2
 6/8/65 vs. Texas W 3-2
 6/9/65 vs. St. Louis L 3-5

1966 (3-2)
DISTRICT 3 PLAYOFFS **GASTONIA, N.C.**
 6/2/66 vs. Mississippi State L 3-4
 6/3/66 vs. East Carolina W 6-3
 6/3/66 vs. Mississippi State W 7-0
 6/4/66 vs. North Carolina W 6-5
 6/4/66 vs. North Carolina L 4-6

1967 (1-2)
DISTRICT 3 PLAYOFFS **GASTONIA, N.C.**
 6/2/67 vs. Clemson W 5-3
 6/3/67 vs. Auburn L 3-13
 6/3/67 vs. Clemson L 4-6

1968 (3-2)
DISTRICT 3 PLAYOFFS **GASTONIA, N.C.**
 5/30/68 vs. East Carolina L 1-2
 5/31/68 vs. Alabama W 6-1
 6/1/68 vs. East Carolina W 3-2
 6/1/68 vs. NC State W 15-12
 6/3/68 vs. NC State L 1-4

1970 (7-2)
DISTRICT 3 PLAYOFFS **GASTONIA, N.C.**
 5/28/70 vs. East Carolina W 2-0
 5/29/70 vs. Maryland W 10-1
 5/30/70 vs. Mississippi State W 5-4

COLLEGE WORLD SERIES **OMAHA, NEB.**
 6/13/70 vs. Arizona W 4-0
 6/14/70 vs. Dartmouth W 6-0
 6/15/70 vs. Texas L 1-5
 6/16/70 vs. Ohio W 2-0
 6/17/70 vs. Texas W 11-2
 6/18/70 vs. USC L 1-2 (15)

1972 (1-2)
DISTRICT 3 PLAYOFFS **GASTONIA, N.C.**
 6/1/72 vs. South Alabama L 5-6
 6/2/72 vs. Richmond W 10-5
 6/3/72 vs. Ole Miss L 3-8

1975 (3-2)
NCAA REGIONAL **STARKVILLE, MISS.**
 5/23/75 vs. Miami W 1-0
 5/24/75 vs. LSU W 4-2
 5/25/75 vs. Miami W 6-5

COLLEGE WORLD SERIES **OMAHA, NEB.**
 6/7/75 vs. Eastern Michigan L 1-2
 6/8/75 vs. Seton Hall L 0-11

1976 (1-2)
NCAA REGIONAL **TALLAHASSEE, FLA.**
 5/21/76 Jacksonville W 6-1
 5/24/76 Auburn L 1-2
 5/24/76 Jacksonville L 7-9

1978 (0-2)
NCAA REGIONAL **MIAMI, FLA.**
 5/19/78 vs. Marshall L 0-4
 5/20/78 at Miami L 2-7

1979 (0-2)
NCAA REGIONAL **TALLAHASSEE, FLA.**
 5/25/79 Florida L 5-9
 5/26/79 Delaware L 6-7

1980 (3-2)
NCAA REGIONAL **TALLAHASSEE, FLA.**
 5/22/80 New Orleans W 10-8
 5/24/80 Western Kentucky W 19-7
 5/25/80 Western Kentucky W 10-5

COLLEGE WORLD SERIES **OMAHA, NEB.**
 5/30/80 vs. Hawaii L 6-7
 5/31/80 vs. Arizona L 3-5

1981 (2-2)
NCAA REGIONAL **MIAMI, FLA.**
 5/21/81 vs. Florida W 5-1
 5/22/81 vs. Minnesota W 9-5
 5/23/81 at Miami L 6-14
 5/23/81 vs. Florida L 4-5

1982 (1-2)
NCAA REGIONAL **AUSTIN, TEXAS**
 5/28/82 Eastern Michigan L 2-7
 5/29/82 Ohio State W 8-3
 5/30/82 Oklahoma L 5-6

1983 (1-2)
NCAA REGIONAL **TALLAHASSEE, FLA.**
 5/27/83 South Alabama W 8-2
 5/28/83 Alabama L 5-7
 5/29/83 Miami L 5-10

1984 (0-2)
NCAA REGIONAL **TALLAHASSEE, FLA.**
 5/24/84 Stetson L 7-10
 5/25/84 East Carolina L 4-7

1985 (2-2)
NCAA REGIONAL **TALLAHASSEE, FLA.**
 5/23/85 George Mason W 11-0
 5/24/85 Georgia Tech W 9-1
 5/25/85 Arkansas L 6-7
 5/25/85 Georgia Tech L 3-8

1986 (7-2)
NCAA REGIONAL **TALLAHASSEE, FLA.**
 5/22/86 NC State W 10-6
 5/23/86 Texas A&M W 12-9
 5/24/86 USF W 11-7

COLLEGE WORLD SERIES **OMAHA, NEB.**
 5/31/86 vs. Indiana State W 5-3
 6/3/86 vs. Miami W 7-2
 6/6/86 vs. Arizona L 5-9
 6/7/86 vs. Oklahoma State W 6-5
 6/8/86 vs. Miami W 4-3
 6/9/86 vs. Arizona L 2-10

1987 (5-3)
NCAA REGIONAL **TALLAHASSEE, FLA.**
 5/21/87 East Carolina W 10-5
 5/22/87 Miami W 5-2
 5/23/87 South Alabama W 12-3
 5/24/87 South Alabama L 3-6
 5/24/87 South Alabama W 9-2

COLLEGE WORLD SERIES **OMAHA, NEB.**
 5/29/87 vs. LSU L 2-6 (10)
 5/31/87 vs. Arizona State W 3-0
 6/3/87 vs. Texas L 4-6 (10)

1988 (2-2)
NCAA REGIONAL **TALLAHASSEE, FLA.**
 5/25/88 Stetson W 10-3
 5/27/88 Tulane W 8-6
 5/28/88 Florida L 3-9
 5/29/88 Stetson L 2-7

1989 (6-2)
NCAA REGIONAL **TALLAHASSEE, FLA.**
 5/25/89 Rider W 13-7
 5/26/89 USF W 8-1
 5/27/89 Auburn W 7-6
 5/28/89 Clemson W 8-1

COLLEGE WORLD SERIES **OMAHA, NEB.**
 6/2/89 vs. North Carolina W 4-2
 6/4/89 vs. Wichita State W 4-2
 6/7/89 vs. Wichita State L 4-7
 6/8/89 vs. Wichita State L 9-12

1990 (4-2)
NCAA REGIONAL **STARKVILLE, MISS.**
 5/24/90 vs. Lafayette W 7-2
 5/25/90 vs. Central Michigan W 4-2
 5/26/90 at Mississippi State L 8-11
 5/26/90 vs. Illinois W 6-4
 5/27/90 at Mississippi State W 11-9
 5/27/90 at Mississippi State L 3-4

1991 (4-2)
NCAA REGIONAL **TALLAHASSEE, FLA.**
 5/23/91 Coastal Carolina W 6-0
 5/24/91 Florida International W 6-3
 5/25/91 Alabama W 5-2
 5/26/91 Alabama W 6-5

COLLEGE WORLD SERIES **OMAHA, NEB.**
 5/31/91 vs. Fresno State L 3-6
 6/2/91 vs. Florida L 0-5

1992 (6-3)
NCAA REGIONAL **TALLAHASSEE, FLA.**
 5/21/92 Western Carolina L 0-1
 5/22/92 Stetson W 2-0
 5/23/92 Kent State W 4-2
 5/23/92 Stanford W 9-4
 5/24/92 Western Carolina W 4-3
 5/24/92 Western Carolina W 18-3

COLLEGE WORLD SERIES **OMAHA, NEB.**
 5/29/92 vs. Cal State Fullerton L 2-7
 5/31/92 vs. California W 5-4
 6/2/92 vs. Cal State Fullerton L 0-6

1993 (2-2)
NCAA REGIONAL **TALLAHASSEE, FLA.**
 5/27/93 USF W 4-2
 5/28/93 Notre Dame W 7-3
 5/29/93 Long Beach State L 1-4
 5/29/93 Notre Dame L 3-4

1994 (5-2)
NCAA REGIONAL **TALLAHASSEE, FLA.**
 5/26/94 Central Michigan W 8-6
 5/27/94 Jacksonville W 5-1
 5/28/94 Jacksonville W 5-1
 5/30/94 BYU W 7-1

COLLEGE WORLD SERIES **OMAHA, NEB.**
 6/3/94 vs. LSU W 6-3
 6/5/94 vs. Georgia Tech L 4-12 (10)
 6/7/94 vs. Cal State Fullerton L 3-10

1995 (5-2)
NCAA REGIONAL **TALLAHASSEE, FLA.**
 5/25/95 Troy W 18-3
 5/26/95 South Alabama W 7-2
 5/27/95 Old Dominion W 7-2
 5/28/95 Ole Miss W 13-1

COLLEGE WORLD SERIES **OMAHA, NEB.**
 6/2/95 vs. Oklahoma W 3-2
 6/4/95 vs. Miami L 2-4
 6/6/95 vs. USC L 11-16

1996 (5-2)
NCAA REGIONAL **STANFORD, CALIF.**
 5/23/96 vs. Northeastern Illinois W 16-0
 5/24/96 vs. UC Santa Barbara W 10-1
 5/25/96 at Stanford W 5-4
 5/26/96 vs. Cal State Northridge W 9-2

COLLEGE WORLD SERIES **OMAHA, NEB.**
 6/1/96 vs. Florida L 2-5
 6/3/96 vs. Wichita State W 8-4
 6/4/96 vs. Florida L 3-6

NCAA TOURNAMENT

1997 (4-2)

NCAA REGIONAL	TALLAHASSEE, FLA.
5/23/97 Marist	W 4-2
5/23/97 UCF	W 16-2
5/24/97 Auburn	L 7-8
5/24/97 USF	W 6-5
5/25/97 Auburn	W 9-7
5/25/97 Auburn	L 2-5

1998 (4-2)

NCAA REGIONAL	TALLAHASSEE, FLA.
5/21/98 Liberty	W 10-7
5/22/98 Delaware	W 27-6
5/23/98 Oklahoma	W 23-2
5/24/98 Auburn	W 16-10

COLLEGE WORLD SERIES OMAHA, NEB.

5/29/98 vs. Arizona State	L 10-11
5/31/98 vs. Long Beach State	L 4-7

1999 (9-2)

NCAA REGIONAL	TALLAHASSEE, FLA.
5/28/99 The Citadel	W 24-6
5/29/99 Jacksonville	W 9-2
5/30/99 Providence	W 14-3

NCAA SUPER REGIONAL TALLAHASSEE, FLA.

6/4/99 Auburn	W 10-2
6/5/99 Auburn	W 6-3

COLLEGE WORLD SERIES OMAHA, NEB.

6/12/99 vs. Texas A&M	W 7-3
6/14/99 vs. Stanford	L 6-10
6/16/99 vs. Cal State Fullerton	W 7-2
6/17/99 vs. Stanford	W 8-6
6/18/99 vs. Stanford	W 14-11 (13)
6/19/99 vs. Miami	L 5-6

2000 (8-4)

NCAA REGIONAL	TALLAHASSEE, FLA.
5/26/00 Bethune-Cookman	W 6-3
5/27/00 UCF	L 8-9
5/27/00 Evansville	W 11-2
5/28/00 UCF	W 6-1
5/28/00 UCF	W 8-1

NCAA SUPER REGIONAL TALLAHASSEE, FLA.

6/2/00 Miami	W 9-2
6/3/00 Miami	L 5-7
6/4/00 Miami	W 6-1

COLLEGE WORLD SERIES OMAHA, NEB.

6/10/00 vs. USC	L 4-6
6/12/00 vs. Texas	W 6-2
6/14/00 vs. USC	W 3-2
6/15/00 vs. LSU	L 3-6

2001 (4-2)

NCAA REGIONAL	TALLAHASSEE, FLA.
5/25/01 Bethune-Cookman	W 8-1
5/26/01 Auburn	W 10-6
5/27/01 Auburn	W 9-6

NCAA SUPER REGIONAL ATHENS, GA.

6/2/01 at Georgia	L 7-8
6/3/01 at Georgia	W 11-6
6/4/01 at Georgia	L 3-8

2002 (4-2)

NCAA REGIONAL	TALLAHASSEE, FLA.
5/31/02 Stetson	W 11-8
6/1/02 UCF	W 7-3
6/2/02 USF	W 13-6

NCAA SUPER REGIONAL TALLAHASSEE, FLA.

6/7/02 Notre Dame	L 4-10
6/9/02 Notre Dame	W 12-5
6/10/02 Notre Dame	L 1-3

2003 (4-3)

NCAA REGIONAL	TALLAHASSEE, FLA.
5/30/03 Jacksonville	W 6-0
5/31/03 South Alabama	L 6-8
5/31/03 Rutgers	W 17-7
6/1/03 South Alabama	W 13-5
6/3/03 South Alabama	W 12-2

NCAA SUPER REGIONAL TALLAHASSEE, FLA.

6/8/03 Texas	L 3-8
6/9/03 Texas	L 5-6

2004 (3-3)

NCAA REGIONAL	TALLAHASSEE, FLA.
6/4/04 Bethune-Cookman	W 10-3
6/5/04 UCF	W 3-2
6/6/04 UCF	L 5-7
6/6/04 UCF	W 19-3

NCAA SUPER REGIONAL FAYETTEVILLE, ARK.

6/11/04 at Arkansas	L 5-7
6/12/04 at Arkansas	L 2-4

2005 (3-2)

NCAA REGIONAL	TALLAHASSEE, FLA.
6/3/05 Army	W 3-2
6/4/05 Auburn	W 4-3
6/5/05 Auburn	W 10-4

NCAA SUPER REGIONAL GAINESVILLE, FLA.

6/10/05 at Florida	L 1-8
6/11/05 at Florida	L 5-8

2006 (2-2)

NCAA REGIONAL	ATHENS, GA.
6/3/06 vs. Jacksonville	W 18-0
6/3/06 at Georgia	W 6-4
6/4/06 at Georgia	L 1-7
6/5/06 at Georgia	L 2-3

2007 (1-2)

NCAA REGIONAL	TALLAHASSEE, FLA.
6/1/07 Bethune-Cookman	W 6-2
6/2/07 Mississippi State	L 0-3
6/3/07 Stetson	W 17-1
6/3/07 Mississippi State	L 4-9

2008 (6-4)

NCAA REGIONAL	TALLAHASSEE, FLA.
5/30/08 Bucknell	L 0-7
5/31/08 Florida	W 17-11
6/1/08 Bucknell	W 24-9
6/1/08 Tulane	W 17-8
6/2/08 Tulane	W 16-7

NCAA SUPER REGIONAL TALLAHASSEE, FLA.

6/6/08 Wichita State	L 7-10
6/7/08 Wichita State	W 14-4
6/8/08 Wichita State	W 11-4

COLLEGE WORLD SERIES OMAHA, NEB.

6/14/08 vs. Stanford	L 5-16
6/16/08 vs. Miami	L 5-7

2009 (3-2)

NCAA REGIONAL	TALLAHASSEE, FLA.
5/29/09 Marist	W 16-4
5/30/09 Georgia	W 8-2
5/31/09 Ohio State	W 37-6

NCAA SUPER REGIONAL TALLAHASSEE, FLA.

6/5/09 Arkansas	L 2-7
6/6/09 Arkansas	L 8-9

2010 (6-3)

NCAA REGIONAL	NORWICH, CONN.
6/4/10 vs. Central Conn. State	W 11-3
6/5/10 vs. Oregon	W 6-4
6/6/10 vs. Oregon	W 5-3

NCAA SUPER REGIONAL TALLAHASSEE, FLA.

6/11/10 Vanderbilt	W 9-8
6/12/10 Vanderbilt	L 2-6
6/13/10 Vanderbilt	W 7-6

COLLEGE WORLD SERIES OMAHA, NEB.

6/19/10 vs. TCU	L 1-8
6/21/10 vs. Florida	W 8-5
6/23/10 vs. TCU	L 7-11

2011 (4-2)

NCAA REGIONAL	TALLAHASSEE, FLA.
6/3/11 Bethune-Cookman	W 6-5
6/4/11 Alabama	W 9-5
6/6/11 Alabama	W 11-1

NCAA SUPER REGIONAL TALLAHASSEE, FLA.

6/11/11 Texas A&M	L 2-6
6/12/11 Texas A&M	W 23-9
6/13/11 Texas A&M	L 2-11

2012 (7-2)

NCAA REGIONAL	TALLAHASSEE, FLA.
6/1/12 UAB	W 2-1
6/2/12 Samford	W 8-1
6/3/12 Samford	W 5-2

NCAA SUPER REGIONAL TALLAHASSEE, FLA.

6/8/12 Stanford	W 17-1
6/10/12 Stanford	W 18-7

COLLEGE WORLD SERIES OMAHA, NEB.

6/15/12 vs. Arizona	L 3-4 (12)
6/17/12 vs. Stony Brook	W 12-2
6/19/12 vs. UCLA	W 4-1
6/21/12 vs. Arizona	L 3-10

2013 (3-2)

NCAA REGIONAL	TALLAHASSEE, FLA.
5/31/13 Savannah State	W 10-0
6/1/13 Troy	W 11-0
6/2/13 Troy	W 11-4

NCAA SUPER REGIONAL TALLAHASSEE, FLA.

6/8/13 Indiana	L 9-10
6/9/13 Indiana	L 6-11

2014 (0-2)

NCAA REGIONAL	TALLAHASSEE, FLA.
5/30/14 Georgia Southern	L 0-7
5/31/14 Alabama	L 5-6

2015 (3-2)

NCAA REGIONAL	TALLAHASSEE, FLA.
5/29/15 Mercer	W 5-4 (10)
5/30/15 College of Charleston	W 3-2
6/1/15 College of Charleston	W 8-1

NCAA SUPER REGIONAL GAINESVILLE, FLA.

6/5/15 at Florida	L 5-13
6/6/15 at Florida	L 4-11

2016 (4-2)

NCAA REGIONAL	TALLAHASSEE, FLA.
6/3/16 Alabama State	W 18-6
6/4/16 Southern Miss	W 7-2
6/5/16 South Alabama	W 18-6

NCAA SUPER REGIONAL GAINESVILLE, FLA.

6/11/16 at Florida	W 3-0
6/12/16 at Florida	L 0-5
6/13/16 at Florida	L 0-7

2017 (7-3)

NCAA REGIONAL	TALLAHASSEE, FLA.
6/2/17 Tennessee Tech	L 1-3
6/3/17 UCF	W 6-3
6/4/17 Tennessee Tech	W 5-1
6/4/17 Auburn	W 8-7 (10)
6/5/17 Auburn	W 6-0

NCAA SUPER REGIONAL TALLAHASSEE, FLA.

6/10/17 Sam Houston State	W 7-6
6/11/17 Sam Houston State	W 19-0

COLLEGE WORLD SERIES OMAHA, NEB.

6/17/17 vs. LSU	L 4-5
6/19/17 vs. Cal State Fullerton	W 6-4
6/21/17 vs. LSU	L 4-7

2018 (0-2)

NCAA REGIONAL	TALLAHASSEE, FLA.
6/1/18 Samford	L 6-7
6/2/18 Mississippi State	L 2-3

2019 (6-2)

NCAA REGIONAL	ATHENS, GA.
5/31/19 vs. Florida Atlantic	W 13-7
6/1/19 at Georgia	W 12-3
6/2/19 at Georgia	W 10-1

NCAA SUPER REGIONAL BATON ROUGE, LA.

6/8/19 at LSU	W 6-4
6/9/19 at LSU	W 5-4 (12)

COLLEGE WORLD SERIES OMAHA, NEB.

6/15/19 vs. Arkansas	W 1-0
6/17/19 vs. Michigan	L 0-2
6/19/19 vs. Texas Tech	L 1-4

SEMINOLES ON CWS ALL-TOURNAMENT TEAM

1963	Woody Woodward, Jr., SS
1970	Gene Ammann, Jr., P*
1970	John Grubb, Jr., OF
1986	Luis Alicea, Jr., 2B
1986	Bien Figurea, Sr., SS
1986	Paul Sorrento, Jr., OF
1986	Richie Lewis, So., P
1989	Rocky Rau, Jr., 1B
1995	Doug Mientkiewicz, Jr., 2B
1995	J.D. Drew, Fr., OF
1999	Marshall McDougall, Jr., 2B*
1999	Matt Diaz, So., OF
1999	Jeremiah Klosterman, Sr., C
1999	Sam Scott, Jr., DH
1999	Chris Chavez, Sr., P
2000	Jon McDonald, Jr., P
2012	Sherman Johnson, Sr., 2B
2012	Devon Travis, Jr., 3B
2017	Drew Mendoza, Fr., 1B
2017	Dylan Busby, Jr., 3B

*College World Series Most Outstanding Player

NCAA TOURNAMENT



FSU IN THE NCAA TOURNAMENT

All-Time Record	197-128	Regionals: 149-58 // Super Regionals: 18-23 // CWS: 30-46
Appearances	57	First Appearance: 1956 // Last Appearance: 2019
Consecutive Apps	42 (1978-2019), the longest active streak in the country	

FSU IN THE COLLEGE WORLD SERIES

All-Time CWS Record	30-46	
Appearances	23	First Appearance: 1957 // Last Appearance: 2019
Consecutive Apps	3 (1994-1996 & 1998-2000)	
Top Finish	Second (1970, 1986, 1999)	
CWS Appearances	1957 1980 1994 2008	
	1962 1986 1995 2010	
	1963 1987 1996 2012	
	1965 1989 1998 2019	
	1970 1991 1999 2017	
	1975 1992 2000	

ALL-TIME DISTRICT/REGIONAL RESULTS

6/11/56	vs. Duke	W 2-1
6/27/56	vs. Duke	L 2-4
6/27/56	vs. Duke	L 6-7
5/31/57	vs. Georgia Southern	W 5-3
5/31/57	vs. Duke	W 3-2
6/1/57	vs. Duke	L 6-8
6/3/57	vs. Duke	W 4-1
6/5/58	vs. George Washington	W 3-1
6/7/58	vs. Florida	L 1-2
6/7/58	vs. Clemson	L 5-8
6/4/59	vs. George Washington	W 3-2
6/5/59	vs. Clemson	L 2-4
6/5/59	vs. Georgia Tech	W 16-9
6/6/59	vs. Clemson	L 0-5
6/1/61	vs. West Virginia	W 3-1
6/1/61	vs. Duke	L 2-7
6/2/61	vs. West Virginia	L 3-4
5/30/62	vs. Florida	L 0-1
6/1/62	vs. West Virginia	W 6-5
6/2/62	vs. Florida	W 3-1
6/4/62	vs. Wake Forest	W 10-8
6/4/62	vs. Wake Forest	W 3-2
5/30/63	vs. Auburn	W 4-3
5/30/63	vs. Wake Forest	W 12-4
6/1/63	vs. Wake Forest	L 5-6
6/1/63	vs. Wake Forest	W 11-5
5/26/65	vs. Mississippi State	L 3-6
5/27/65	vs. Maryland	W 7-3
5/28/65	vs. Mississippi State	W 6-2
5/29/65	vs. Furman	W 2-1
5/29/65	vs. Furman	W 7-5
6/2/66	vs. Mississippi State	L 3-4
6/3/66	vs. East Carolina	W 6-3
6/3/66	vs. Mississippi State	W 7-0
6/4/66	vs. North Carolina	W 6-5
6/4/66	vs. North Carolina	L 4-6
6/2/67	vs. Clemson	W 5-3
6/3/67	vs. Auburn	L 3-3
6/3/67	vs. Clemson	L 4-6
5/30/68	vs. East Carolina	L 1-2
5/31/68	vs. Alabama	W 6-1
6/1/68	vs. East Carolina	W 3-2
6/1/68	vs. NC State	W 15-12
6/3/68	vs. NC State	L 1-4
5/28/70	vs. East Carolina	W 20-0
5/29/70	vs. Maryland	W 10-1
5/30/70	vs. Mississippi State	W 5-4
6/1/72	vs. South Alabama	L 5-6
6/2/72	vs. Richmond	W 10-5
6/3/72	vs. Ole Miss	L 3-8
5/23/75	vs. Miami	W 10-0
5/24/75	vs. LSU	W 4-2
5/25/75	vs. Miami	W 6-5
5/21/76	Jacksonville	W 6-1
5/24/76	Auburn	L 1-2
5/24/76	Jacksonville	L 7-9
5/19/78	vs. Marshall	L 0-4

5/20/78	at Miami	L 2-9
5/25/79	Florida	W 5-7
5/26/79	Delaware	L 6-7
5/22/80	New Orleans	W 10-8
5/24/80	Western Kentucky	W 19-7
5/25/80	Western Kentucky	W 10-5
5/21/81	vs. Florida	W 5-1
5/22/81	vs. Minnesota	W 9-5
5/23/81	at Miami	L 6-14
5/23/81	vs. Florida	L 4-5
5/28/82	vs. Eastern Michigan	L 2-7
5/29/82	vs. Ohio State	W 8-3
5/30/82	vs. Oklahoma	L 5-6
5/27/83	South Alabama	W 8-2
5/28/83	Alabama	L 5-7
5/29/83	Miami	L 5-10
5/24/84	Stetson	L 7-10
5/25/84	East Carolina	L 4-7
5/23/85	George Mason	W 11-0
5/24/85	Georgia Tech	W 9-1
5/25/85	Arkansas	L 6-7
5/25/85	Georgia Tech	L 3-8
5/22/86	NC State	W 10-6
5/23/86	Texas A&M	W 12-9
5/24/86	USF	W 11-7
5/21/87	East Carolina	W 10-5
5/22/87	Miami	W 5-2
5/23/87	South Alabama	W 12-3
5/24/87	South Alabama	L 3-6
5/24/87	South Alabama	W 9-2
5/25/88	Stetson	W 10-3
5/27/88	Tulane	W 8-6
5/28/88	Florida	L 3-9
5/29/88	Stetson	L 2-7
5/25/89	Rider	W 13-7
5/26/89	USF	W 8-1
5/27/89	Auburn	W 7-6
5/28/89	Clemson	W 8-1
5/24/90	vs. Lafayette	W 7-2
5/25/90	vs. Central Michigan	W 4-2
5/26/90	at Mississippi State	L 8-11
5/26/90	vs. Illinois	W 6-4
5/27/90	at Mississippi State	W 11-9
5/27/90	at Mississippi State	L 3-4
5/23/91	Coastal Carolina	W 6-0
5/24/91	Florida International	W 6-3
5/25/91	Alabama	W 5-2
5/26/91	Alabama	W 6-5
5/21/92	Western Carolina	L 0-1
5/22/92	Stetson	W 2-0
5/23/92	Kent State	W 4-2
5/23/92	Stanford	W 8-4
5/24/92	Western Carolina	W 4-3
5/24/92	Western Carolina	W 18-3
5/27/93	USF	W 4-2
5/28/93	Notre Dame	W 7-3
5/29/93	Long Beach State	L 1-4
5/29/93	Notre Dame	L 3-4
5/26/94	Central Michigan	W 8-6

5/27/94	Jacksonville	W 5-1
5/28/94	Jacksonville	W 5-1
5/30/94	BYU	W 7-1
5/25/95	Troy	W 18-3
5/26/95	South Alabama	W 7-2
5/27/95	Old Dominion	W 7-2
5/28/95	Ole Miss	W 13-1
5/23/96	vs. Northeastern Illinois	W 16-0
5/24/96	vs. UC Santa Barbara	W 10-1
5/25/96	at Stanford	W 5-4
5/26/96	vs. Cal State Northridge	W 9-2
5/22/97	Marist	W 4-2
5/23/97	UCF	W 16-2
5/24/97	Auburn	L 7-8
5/24/97	USF	W 6-5
5/25/97	Auburn	W 9-7
5/25/97	Auburn	L 2-5
5/21/98	Liberty	W 10-7
5/22/98	Delaware	W 27-6
5/23/98	Oklahoma	W 23-2
5/24/98	Auburn	W 16-10
5/28/99	The Citadel	W 24-6
5/29/99	Jacksonville	W 9-2
5/30/99	Providence	W 14-3
5/26/00	Bethune-Cookman	W 6-3
5/27/00	UCF	L 8-9
5/27/00	Evansville	W 11-2
5/28/00	UCF	W 6-1
5/28/00	UCF	W 8-1
5/25/01	Bethune-Cookman	W 8-1
5/26/01	Auburn	W 10-6
5/27/01	Auburn	W 9-6
5/31/02	Stetson	W 11-8
6/1/02	UCF	W 7-3
6/2/02	USF	W 13-6
5/30/03	Jacksonville	W 6-0
5/31/03	South Alabama	L 6-8
5/31/03	Rutgers	W 17-7
6/1/03	South Alabama	W 13-5
6/1/03	South Alabama	W 12-2
6/4/04	Bethune-Cookman	W 10-3
6/5/04	UCF	W 3-2
6/6/04	UCF	L 5-7
6/6/04	UCF	W 19-3
6/3/05	Army	W 3-2
6/4/05	Auburn	W 4-3
6/5/05	Auburn	W 10-4
6/3/06	vs. Jacksonville	W 18-0
6/3/06	at Georgia	W 6-4
6/4/06	at Georgia	L 1-7
6/5/06	at Georgia	L 2-3
6/1/07	Bethune-Cookman	W 6-2
6/2/07	Mississippi State	L 0-3
6/3/07	Stetson	W 17-1
6/3/07	Mississippi State	L 4-9
5/30/08	Bucknell	L 0-7
5/31/08	Florida	W 17-11
6/1/08	Bucknell	W 24-9
6/1/08	Tulane	W 17-8
6/2/08	Tulane	W 16-7
5/29/09	Marist	W 16-4
5/30/09	Georgia	W 8-2
5/31/09	Ohio State	W 37-6
6/4/10	vs. Central Conn. State	W 11-3
6/5/10	vs. Oregon	W 6-4
6/6/10	vs. Oregon	W 5-3
6/3/11	Bethune-Cookman	W 6-5
6/4/11	Alabama	W 9-5
6/6/11	Alabama	W 11-1
6/1/12	UAB	W 2-1
6/2/12	Samford	W 8-1
6/3/12	Samford	W 5-2
5/31/13	Savannah State	W 10-0
6/1/13	Troy	W 11-0
6/2/13	Troy	W 11-4
5/30/14	Georgia Southern	L 0-7
5/31/14	Alabama	L 5-6
5/29/15	Mercer	W 5-4 (10)

5/30/15	College of Charleston	W 3-2
6/1/15	College of Charleston	W 8-1
6/3/16	Alabama State	W 18-6
6/4/16	Southern Miss	W 7-2
6/5/16	South Alabama	W 18-6
6/2/17	Tennessee Tech	L 1-3
6/3/17	UCF	W 6-1
6/4/17	Tennessee Tech	W 5-3
6/4/17	Auburn	W 8-7 (10)
6/5/17	Auburn	W 6-0
6/1/18	Samford	L 6-7
6/2/18	Mississippi State	L 2-3
5/31/19	vs. Florida Atlantic	W 13-7
6/1/19	at Georgia	W 12-3
6/2/19	at Georgia	W 10-1

W-L: 149-59

ALL-TIME SUPER REGIONAL RESULTS

6/4/99	Auburn	W 10-2
6/5/99	Auburn	W 6-3
6/2/00	Miami	W 9-2
6/3/00	Miami	L 5-7
6/4/00	Miami	W 6-1
6/2/01	at Georgia	L 7-8
6/3/01	at Georgia	W 11-6
6/4/01	at Georgia	L 3-8
6/7/02	Notre Dame	L 4-10
6/9/02	Notre Dame	W 12-5
6/10/02	Notre Dame	L 1-3
6/8/03	Texas	L 3-8
6/9/03	Texas	L 5-6
6/11/04	at Arkansas	L 5-7
6/12/04	at Arkansas	L 2-4
6/10/05	at Florida	L 1-8
6/11/05	at Florida	L 5-8
6/6/08	Wichita State	L 7-10
6/7/08	Wichita State	W 14-4
6/8/08	Wichita State	W 11-4
6/5/09	Arkansas	L 2-7
6/6/09	Arkansas	L 8-9
6/11/10	Vanderbilt	W 9-8
6/12/10	Vanderbilt	L 2-6
6/13/10	Vanderbilt	W 7-6
6/11/11	Texas A&M	L 2-6
6/12/11	Texas A&M	W 23-9
6/13/11	Texas A&M	L 2-11
6/8/12	Stanford	W 17-1
6/10/12	Stanford	W 18-7
6/8/13	Indiana	L 9-10
6/9/13	Indiana	L 6-11
6/5/15	at Florida	L 5-13
6/6/15	at Florida	L 4-11
6/11/16	at Florida	W 3-0
6/12/16	at Florida	L 0-5
6/13/16	at Florida	L 0-7
6/10/17	Sam Houston State	W 7-6
6/11/17	Sam Houston State	W 19-0
6/8/19	at LSU	W 6-4
6/9/19	at LSU	W 5-4 (12)

W-L: 18-23

NCAA TOURNAMENT

COLLEGE WORLD SERIES RESULTS

6/8/57 vs. Penn State L 0-7	6/8/75 vs. Seton Hall L 0-11	6/2/92 vs. Cal State Fullerton L 0-6	6/14/00 vs. USC W 3-2
6/9/57 vs. Connecticut L 3-5	5/30/80 vs. Hawaii L 6-7	6/3/94 vs. LSU W 6-3	6/15/00 vs. LSU L 3-6
6/11/62 vs. Santa Clara W 5-1	5/31/80 vs. Arizona L 3-5	6/5/94 vs. Georgia Tech L 4-12 (10)	6/14/08 vs. Stanford L 5-16
6/12/62 vs. Ithaca W 5-4	5/31/86 vs. Indiana State W 5-3	6/7/94 vs. Cal State Fullerton L 3-10	6/16/08 vs. Miami L 5-7
6/13/62 vs. Michigan L 7-10	6/3/86 vs. Miami W 7-2	6/2/95 vs. Oklahoma W 3-2	6/19/10 vs. TCU L 1-8
6/14/62 vs. Santa Clara L 6-11	6/6/86 vs. Arizona L 5-9	6/4/95 vs. Miami L 2-4	6/21/10 vs. Florida W 8-5
6/10/63 vs. Western Michigan W 5-2	6/7/86 vs. Oklahoma State W 6-5	6/6/95 vs. USC L 11-16	6/23/10 vs. TCU L 7-11
6/11/63 vs. Arizona L 3-4 (11)	6/8/86 vs. Miami W 4-3	6/1/96 vs. Florida L 2-5	6/15/12 vs. Arizona L 3-4 (12)
6/12/63 vs. USC L 3-4	6/9/86 vs. Arizona L 2-10	6/3/96 vs. Wichita State W 8-4	6/17/12 vs. Stony Brook W 12-2
6/7/85 vs. Ohio State L 1-2	5/29/87 vs. LSU L 2-6 (10)	6/4/96 vs. Florida L 3-6	6/19/12 vs. UCLA W 4-1
6/8/85 vs. Texas W 3-2	5/31/87 vs. Arizona State W 3-0	5/29/98 vs. Arizona State L 10-11	6/21/12 vs. Arizona L 3-10
6/9/85 vs. St. Louis L 3-5	6/3/87 vs. Texas L 4-6 (10)	5/31/98 vs. Long Beach State L 4-7	6/17/17 vs. LSU L 4-5
6/13/70 vs. Arizona W 4-0	6/2/89 vs. North Carolina W 4-2	6/12/99 vs. Texas A&M W 7-3	6/19/17 vs. Cal State Fullerton W 6-4
6/14/70 vs. Dartmouth W 6-0	6/4/89 vs. Wichita State W 4-2	6/14/99 vs. Stanford L 6-10	6/21/17 vs. LSU L 4-7
6/15/70 vs. Texas L 1-5	6/7/89 vs. Wichita State L 4-7	6/16/99 vs. Cal State Fullerton W 7-2	6/15/19 vs. Arkansas W 1-0
6/16/70 vs. Ohio W 2-0	6/8/89 vs. Wichita State L 9-12	6/17/99 vs. Stanford W 8-6	6/17/19 vs. Michigan L 0-2
6/17/70 vs. Texas W 11-2	5/31/91 vs. Fresno State L 3-6	6/18/99 vs. Stanford W 14-11 (13)	6/19/19 vs. Texas Tech L 1-4
6/18/70 vs. USC L 1-2 (15)	6/2/91 vs. Florida L 0-5	6/19/99 vs. Miami L 5-6	W-L: 30-46
6/7/75 vs. Eastern Michigan L 1-2	5/29/92 vs. Cal State Fullerton L 2-7	6/10/00 vs. USC L 4-6	
	5/31/92 vs. California W 5-4	6/12/00 vs. Texas W 6-2	

ALL-TIME POSTSEASON RECORDS

	Postseason	CWS		Postseason	CWS		Postseason	CWS		Postseason	CWS
Alabama	5-2		Fresno State	0-1	0-1	New Orleans	1-0		Texas	3-4	3-2
Alabama State	1-0		Furman	2-0		North Carolina	2-1	1-0	Texas A&M	3-2	1-0
Arizona	1-6	1-6	George Mason	1-0		Notre Dame	2-3		Texas Tech	0-1	0-1
Arizona State	1-1	1-1	George Washington	2-0		Ohio	1-0	1-0	The Citadel	1-0	
Arkansas	1-5	1-0	Georgia	5-4		Ohio State	2-1	0-1	Troy	3-0	
Army	1-0		Georgia Southern	1-1		Oklahoma	2-1	1-0	Tulane	3-0	
Auburn	12-4		Georgia Tech	2-2	0-1	Oklahoma State	1-0	1-0	UAB	1-0	
Bethune-Cookman	5-0		Hawaii	0-1	0-1	Old Dominion	1-0		UC Santa Barbara	1-0	
Bucknell	1-1		Illinois	1-0		Ole Miss	1-1		UCF	7-2	
BYU	1-0		Indiana	0-2		Oregon	2-0		UCLA	1-0	1-0
Cal	1-0	1-0	Indiana State	1-0	1-0	Penn State	0-1	0-1	USC	1-4	1-4
Cal State Fullerton	2-3	2-3	Ithaca	1-0	1-0	Providence	1-0		USF	5-0	
Cal State Northridge	1-0		Jacksonville	6-1		Richmond	1-0		Vanderbilt	2-1	
Central Connecticut St.	1-0		Kent State	1-0		Rider	1-0		Wake Forest	4-1	
Central Michigan	2-0		Lafayette	1-0		Rutgers	1-0		West Virginia	2-1	
Clemson	2-4		Liberty	1-0		St. Louis	0-1	0-1	Western Carolina	2-1	
Coastal Carolina	1-0		Long Beach State	0-2	0-1	Sam Houston State	2-0		Western Kentucky	2-0	
College of Charleston	2-0		LSU	4-4	1-4	Samford	2-1		Western Michigan	1-0	1-0
Connecticut	0-1	0-1	Marist	2-0		Santa Clara	1-1	1-1	Wichita State	4-3	2-2
Dartmouth	1-0	1-0	Marshall	0-1		Savannah St.	1-0		Total	197-128	30-46
Delaware	1-1		Maryland	2-0		Seton Hall	0-1	0-1			
Duke	3-4		Mercer	1-0		South Alabama	7-3				
East Carolina	4-2		Miami	7-7	2-3	Southern Miss	1-0				
Eastern Michigan	0-2	0-1	Michigan	0-2	0-2	Stanford	6-2	2-2			
Evansville	1-0		Minnesota	1-0		Stetson	3-2				
Florida	5-14	1-3	Mississippi State	4-7		Stony Brook	1-0	1-0			
Florida Atlantic	1-0		NC State	2-1		TCU	0-2	0-2			
Florida International	1-0		NE Illinois	1-0		Tennessee Tech	1-1				

PROS

PROS



FSU

1966	NAME	POS	TEAM	ROUND
	JIM LYTTLE	OF	NEW YORK YANKEES	1ST (10)
	Gary Sprague	SS-2B	Cleveland Indians	6th (112)
	Eddie Howell	P	Kansas City Athletics	12th (222)
	RANDY BROWN	C	CALIFORNIA ANGELS	18TH (348)
	Mike Martin	OF	New York Mets	28th (540)
	Maury Hopkins	3B	New York Mets	44th (1757)
	Dick Fernandez	2B	Kansas City Athletics	Free Agent
	Pete Sarron	OF	Cleveland Indians	Free Agent

1967 June Secondary Draft	NAME	POS	TEAM	ROUND
	LaDon Boyd	P	Kansas City Athletics	2nd (33)

1968	NAME	POS	TEAM	ROUND
	Steve Mastin	P	Oakland Athletics	15th (326)
	Chuck Hines	3B	Pittsburgh Pirates	17th (381)
	Wayne Vincent	P	Seattle Pilots	31st (706)

1968 June Secondary Draft	NAME	POS	TEAM	ROUND
	Tom Cook	C	Oakland Athletics	1st (12)

1969	NAME	POS	TEAM	ROUND
	Walt Sumner	OF	Atlanta Braves	14th (322)
	Mike Eason	3B	Cleveland Indians	23rd (541)
	Jeff Hogan	SS	Los Angeles Dodgers	31st (719)
	Dick Gold	2B	Chicago Cubs	37th (840)
	Chuck Cone	IF	San Diego Padres	Free Agent
	Jim Gurzynski	1B	Los Angeles Dodgers	Free Agent
	George Lott	P	Montreal Expos	Free Agent
	CRAIG SKOK	P	BOSTON CELTICS	FREE AGENT

1969 June Secondary Draft	NAME	POS	TEAM	ROUND
	DAVE MOATES	OF	WASHINGTON SENATORS	4TH (87)

1970 January Secondary Draft	NAME	POS	TEAM	ROUND
	Jeff Hogan	3B	Detroit Tigers	2nd (47)
	Walt Sumner	OF	California Angels	6th (121)

1970	NAME	POS	TEAM	ROUND
	Dick Nichols	2B	Boston Red Sox	26th (614)
	Tom Henson	P	Cincinnati Reds	Free Agent

1970 June Secondary Draft	NAME	POS	TEAM	ROUND
	PAT OSBURN	P	CINCINNATI REDS	1ST (9)
	Gene Ammann	P	Milwaukee Brewers	3rd (56)
	JOHNNY GRUBB	OF	ATLANTA BRAVES	3RD (61)
	Mike Slade	P	Washington Senators	7th (104)

1971 January Secondary Draft	NAME	POS	TEAM	ROUND
	JOHNNY GRUBB	OF	SAN DIEGO PADRES	1ST (23)

1971	NAME	POS	TEAM	ROUND
	MAC SCARCE	P	PHILADELPHIA PHILLIES	8TH (172)
	STAN THOMAS	P	WASHINGTON SENATORS	27TH (609)
	Greg Gromek	SS	Detroit Tigers	34th (715)
	Harry Saferight	C	Philadelphia Phillies	35th (723)
	Al Cleveland	P	Detroit Tigers	Free Agent
	Mike Leber	P	Boston Red Sox	Free Agent

1971 June Secondary Delayed draft	NAME	POS	TEAM	ROUND
	Dan Roatche	C	Minnesota Twins	2nd (33)
	RON CASH	SS	DETROIT TIGERS	3RD (66)

1972	NAME	POS	TEAM	ROUND
	Dave Nichols	2B	Minnesota Twins	Free Agent
	Dan Roatche	C	Boston Red Sox	Free Agent
	Herb Sikes	IF	St. Louis Cardinals	Free Agent

1973	NAME	POS	TEAM	ROUND
	Roger Smith	SS	California Angels	17th (391)
	Rick Colzie	OF	Cincinnati Reds	33rd (686)
	RICK LANGFORD	P	KANSAS CITY ROYALS	FREE AGENT
	John LiBrandi	OF	Pittsburgh Pirates	Free Agent
	Rick Snyder	OF	Minnesota Twins	Free Agent

1974	NAME	POS	TEAM	ROUND
	Ron Herring	P	Montreal Expos	Free Agent
	Marty Maier	IF	Kansas City Royals	Free Agent

1975	NAME	POS	TEAM	ROUND
	Jim Busby	OF	Pittsburgh Pirates	8th (188)
	Randy Davidson	2B	Cincinnati Reds	9th (214)
	DANNY O'BRIEN	P	CHICAGO WHITE SOX	16TH (371)
	LARRY ROTHSCHILD	P	CINCINNATI REDS	FREE AGENT

1976 January Regular Draft	NAME	POS	TEAM	ROUND
	Steve Tebbetts	OF	California Angels	1st (5)

1976 January Secondary Draft	NAME	POS	TEAM	ROUND
	DANNY O'BRIEN	P	ST. LOUIS CARDINALS	3RD (61)

1976	NAME	POS	TEAM	ROUND
	Larry Jones	P	Boston Red Sox	4th (94)
	Bob Mayer	P	Cincinnati Reds	13th (311)
	CRAIG EATON	P	KANSAS CITY ROYALS	FREE AGENT

1976 June Secondary Draft	NAME	POS	TEAM	ROUND
	Jeff Hardy	SS	Cincinnati Reds	3rd (47)

1977 January Secondary Draft	NAME	POS	TEAM	ROUND
	Jeff Hardy	SS	Chicago Cubs	1st (11)

1977	NAME	POS	TEAM	ROUND
	TERRY KENNEDY	OF	ST. LOUIS CARDINALS	1ST (6)
	Larry Jones	P	Baltimore Orioles	5th (123)
	Rick McGlone	C	Kansas City Royals	16th (411)
	Ben Curry	1B	Cleveland Indians	17th (427)
	Jackie Smith	P	Chicago White Sox	18th (442)
	Mike McLeod	P	New York Yankees	19th (488)
	GUILLEMO BONILLA	2B	NEW YORK YANKEES	24TH (606)
	Joel Hicks	1B	Chicago White Sox	Free Agent
	CARLOS LEZCANO	OF	CHICAGO CUBS	FREE AGENT
	Jim McArdle	OF	Cincinnati Reds	Free Agent

1978	NAME	POS	TEAM	ROUND
	Brooks Carey	OF	Baltimore Orioles	10th (256)
	MARK GILBERT	OF	CHICAGO CUBS	14TH (351)
	Bob Benda	IF	Detroit Tigers	22nd (547)
	Mike Bretz	P	Pittsburgh Pirates	38th (754)

1978 June Secondary Draft	NAME	POS	TEAM	ROUND
	Blane McDonald	C	Atlanta Braves	2nd (26)

1979	NAME	POS	TEAM	ROUND
	Craig Patterson	2B	Kansas City Royals	31st (767)
	Rick Holloway	P	Oakland Athletics	Free Agent
	Joe Nichols	P	Montreal Expos	Free Agent

1980	NAME	POS	TEAM	ROUND
	JIM WEAVER	OF	MINNESOTA TWINS	2ND (35)
	MIKE FUENTES	OF	MINNESOTA TWINS	5TH (136)
	Ken Smith	P	New York Yankees	21st (541)
	Don DeLoach	SS	Montreal Expos	25th (637)
	Jay Keeler	P	St. Louis Cardinals	27th (672)

1980 June Secondary Draft	NAME	POS	TEAM	ROUND
	Ed Schneider	P	Cincinnati Reds	2nd (28)

1981	NAME	POS	TEAM	ROUND
	MIKE FUENTES	OF	MONTREAL EXPOS	2ND (44)
	Jeff S. Ledbetter	1B	Montreal Expos	4th (94)
	Ed Schneider	P	Toronto Blue Jays	17th (419)
	Joe Licata	OF-3B	New York Mets	28th (691)
	Clem Freeman	P	Cincinnati Reds	Free Agent
	Rick Hatcher	P	Atlanta Braves	Free Agent

MLB DRAFT



1982			
Jeff S. Ledbetter	1B-OF	Boston Red Sox	1st (26)
Chris Cawthon	OF	Cleveland Indians	6th (144)
Jamey Shoupp	P	Houston Astros	8th (193)
Jay Keeler	P	Cleveland Indians	11th (274)
Tim Phillips	P	Toronto Blue Jays	30th (740)
Allen Swindle	P	Cincinnati Reds	Free Agent

1983			
BRUCE TANNER	P	CHICAGO WHITE SOX	4TH (97)
David Smalley	P	New York Yankees	8th (197)
Mike Yastrzemski	OF	Texas Rangers	23rd (570)

1983 June Secondary Draft			
Tony Blascucci	P	Pittsburgh Pirates	1st (4)
JODY REED	SS	TEXAS RANGERS	2ND (49)

1984 January Regular Draft			
Mark Barineau	2B-SS	Cleveland Indians	13th (290)

1984 January Secondary Draft			
Mike Yastrzemski	OF	Atlanta Braves	3rd (56)

1984			
JODY REED	SS	BOSTON RED SOX	8TH (198)
Doug Treadway	P	Los Angeles Dodgers	12th (311)
JEFF GRAY	P	PHILADELPHIA PHILLIES	FREE AGENT

1985			
Doug Little	P	St. Louis Cardinals	7th (176)
MIKE LOVNO	P	BALTIMORE ORIOLES	11TH (281)
Frank Fazzino	OF	Milwaukee Brewers	19th (471)
Steve Gelmire	P	Houston Astros	21st (534)
Kevin Smith	P	Houston Astros	22nd (560)

1986 January Secondary Draft			
Ray Revak	P	Boston Red Sox	1st (7)

1986			
LUIS ALICIA	2B	ST. LOUIS CARDINALS	1ST (23)
PAUL SORRENTO	OF	CALIFORNIA ANGELS	4TH (103)
BEN FIGUEROA	SS	ST. LOUIS CARDINALS	5TH (130)
MIKE LOVNO	P	TEXAS RANGERS	7TH (163)
Doug Little	P	Chicago White Sox	10th (257)
Eric Mangham	OF	Los Angeles Dodgers	17th (438)

1987			
RICHIE LEWIS	P	MONTREAL EXPOS	2ND (44)
Chris Pollack	P	Montreal Expos	10th (251)
JERRY NIELSEN	P	OAKLAND ATHLETICS	11TH (276)
Barry Blackwell	C	Los Angeles Dodgers	12th (299)
Jose Marzan	IF-OF	Minnesota Twins	16th (398)
John Wanish	P	Los Angeles Dodgers	16th (403)
Ed Fulton	C	St. Louis Cardinals	16th (409)
RAFAEL BOURNIGAL	SS	LOS ANGELES DODGERS	19TH (481)
Steve Taddeo	OF	New York Yankees	55th (1214)

1988			
Edwin Alieca	2B	Atlanta Braves	9th (216)
Barry Blackwell	C	Cleveland Indians	17th (423)
JERRY NIELSEN	P	NEW YORK YANKEES	18TH (469)
DEION SANDERS	OF	NEW YORK YANKEES	30TH (781)
Rod Byerly	P	Pittsburgh Pirates	Free Agent
Bret Davis	P	Montreal Expos	Free Agent

1988			
Ronald Lewis	OF	California Angels	10th (251)
Tim Nedin	P	Minnesota Twins	21st (552)
Clyde Keller	P	St. Louis Cardinals	32nd (820)

1980			
MARC RONAN	C-OF	ST. LOUIS CARDINALS	3RD (86)
GAR FINNVOLD	P	BOSTON RED SOX	6TH (169)
Ricky Kimball	P	St. Louis Cardinals	17th (450)
MATT DUNBAR	P	NEW YORK YANKEES	25TH (655)
Mike Brady	P	Los Angeles Dodgers	36th (939)
Rob Bargas	3B	Montreal Expos	Free Agent
Brad Gregory	P	California Angels	Free Agent
Gary Painter	P	Boston Red Sox	Free Agent

1991			
EDUARDO PEREZ	1B	CALIFORNIA ANGELS	1ST (17)
Jimmy Lewis	P	Houston Astros	2nd (48)
Pedro Grifol	C	Minnesota Twins	6th (155)
Ricky Kimball	P	Oakland Athletics	7th (204)
KENNY ROBINSON	P	TORONTO BLUE JAYS	10TH (277)
Garrett Blanton	OF	St. Louis Cardinals	25th (650)
TIM DAVIS	P	MINNESOTA TWINS	34TH (883)

1992			
Kenny Folder	OF	Milwaukee Brewers	1st (12)
Chris Roberts	P-OF	New York Mets	1st (18)
ROGER BAILLEY	P	COLORADO ROCKIES	3RD (95)
TIM DAVIS	P	SEATTLE MARINERS	6TH (166)
CHRIS BROCK	OF-P	ATLANTA BRAVES	12TH (341)
Jim Rushworth	P	Montreal Expos	18th (414)
Terrell Buckley	OF	Atlanta Braves	38th (1069)
Nandy Serrano	3B	California Angels	Free Agent

1993			
JOHN WASDIN	P	OAKLAND ATHLETICS	1ST (25)
Bryan Harris	P	California Angels	18th (495)
Mike Schmitz	1B-OF	New York Yankees	22nd (617)
Charlie Ward	SS-OF	Milwaukee Brewers	59th (1555)
John Nedeau	P	California Angels	Free Agent
JEFF TAM	P	NEW YORK METS	FREE AGENT

1994			
PAUL WILSON	P	NEW YORK METS	1ST (1)
Mike Martin, Jr.	OF	Seattle Mariners	17th (469)
Charlie Ward	SS	New York Yankees	18th (507)
Link Jarrett	SS	Colorado Rockies	22nd (602)
Colby Weaver	OF	Atlanta Braves	41st (1151)
Jack Niles	3B	New York Mets	Free Agent

1995			
JONATHAN JOHNSON	P	TEXAS RANGERS	1ST (7)
David Yocum	P	Los Angeles Dodgers	1st (20)
DOUG MIENTKIEWICZ	1B	MINNESOTA TWINS	5TH (128)
Mike Martin, Jr.	C	San Diego Padres	9th (229)
MICKEY LOPEZ	2B	MILWAUKEE BREWERS	13TH (348)
Charlie Cruz	P	Atlanta Braves	13th (365)
Phil Olson	P	New York Mets	20th (553)
Mike Bell	P	Montreal Expos	20th (563)
Danny Kanell	P	New York Yankees	25th (702)
Randy Hodges	OF	Atlanta Braves	34th (953)

1996			
Jeremy Morris	OF	San Diego Padres	9th (259)
Adam Faurot	3B-SS	Milwaukee Brewers	38th (1123)
Mike Davis	P	New York Mets	51st (1465)

1997			
J.D. DREW	OF	PHILADELPHIA PHILLIES	1ST (2)
RANDY CHDOTE	P	NEW YORK YANKEES	5TH (169)
Jeremy Morris	OF	New York Yankees	8th (259)
Scott Zech	2B	Montreal Expos	14th (436)
Randy Niles	P	Oakland Athletics	20th (605)
Matt Woodward	1B	Seattle Mariners	31st (944)

1998			
J.D. DREW	OF	ST. LOUIS CARDINALS	1ST (5)
SCOTT PROCTOR	P	LOS ANGELES DODGERS	5TH (156)
Jeremy Salazar	C	Philadelphia Phillies	19th (554)
Matt Woodward	1B	Seattle Mariners	24th (725)
Brian Cox	OF	Atlanta Braves	26th (791)

MLB DRAFT

1999			
Nick Stocks	P	St. Louis Cardinals	1st (36)
MATT DIAZ	OF	TAMPA BAY DEVIL RAYS	17TH (505)
MARSHALL MCDUGALL	IF	BOSTON RED SOX	26TH (799)
Chris Chavez	P	Atlanta Braves	27th (834)
KEVIN CASH	IF	TORONTO BLUE JAYS	FREE AGENT

2000			
MARSHALL MCDUGALL	IF	OAKLAND ATHLETICS	9TH (270)
Mike Ziegler	P	Oakland Athletics	14th (420)
Jared Jones	OF	Seattle Mariners	16th (476)
Mike Smalley	P	Atlanta Braves	23rd (700)
Karl Jernigan	OF	Oakland Athletics	41st (1228)
John Halliday	1B	Chicago White Sox	Free Agent
Jon McDonald	P	Minnesota Twins	Free Agent

2001			
Chris Smith	P	Baltimore Orioles	1st (7)
JOHN-FORD GRIFFIN	OF	NEW YORK YANKEES	1ST (23)
Karl Jernigan	OF	San Francisco Giants	22nd (676)
Justin Lord	P	Kansas City Royals	Free Agent
Brent Pearson	P	Pittsburgh Pirates	Free Agent

2002			
Matt Lynch	P	San Diego Padres	7th (205)
Robby Read	P	Philadelphia Phillies	7th (209)
Ryan Barthelemy	IF	Philadelphia Phillies	10th (293)
Nick Rogers	OF	Oakland Athletics	Free Agent

2003			
Tony Richie	C	Chicago Cubs	4th (103)
Blake Balkcom	OF	Anaheim Angels	5th (150)
Trent Peterson	P	Oakland Athletics	5th (152)
Matt Lynch	P	Oakland Athletics	10th (302)
DANIEL DAVIDSON	P	ANAHEIM ANGELS	13TH (390)
Tony McQuade	OF	Chicago Cubs	15th (433)
Marc LaMacchia	P	Texas Rangers	21st (616)
Daniel Hodges	P	Philadelphia Phillies	26th (775)

2004			
STEPHEN DREW	SS	ARIZONA DIAMONDBACKS	1ST (15)
Eddy Martinez-Esteve	OF	San Francisco Giants	2nd (70)
Rhett James	P	Florida Marlins	20th (608)
Bryan Zech	2B	New York Mets	24th (704)
Eddie Cannon	P	Toronto Blue Jays	44th (1317)

2005			
Kevin Lynch	P	Anaheim Angels	26th (793)
Aaron Cheesman	C	Philadelphia Phillies	29th (877)
BARRET BROWNING	P	COLORADO ROCKIES	38TH (1137)

2006			
SHANE ROBINSON	OF	ST. LOUIS CARDINALS	5TH (166)
Tyler Chambliss	P	Kansas City Royals	11th (317)
BARRET BROWNING	P	ANAHEIM ANGELS	28TH (852)
Luke Tucker	P	Toronto Blue Jays	39th (1170)
Ryne Malone	3B	Chicago Cubs	49th (1459)

2007			
Tony Thomas, Jr.	2B	Chicago Cubs	3rd (97)
Mark Gilda	OF	Washington Nationals	9th (280)
Mark Hallberg	SS	Arizona Diamondbacks	9th (283)
Bryan Henry	P	Arizona Diamondbacks	12th (373)
Ryan Strauss	P	Minnesota Twins	35th (1077)
Danny Rosen	P	Arizona Diamondbacks	41st (1226)
Jack Rye	OF	San Francisco Giants	46th (1355)
Brandon Reichert	1B	Colorado Rockies	49th (1418)

2008			
BUSTER POSEY	C	SAN FRANCISCO GIANTS	1ST (5)
Tony Delmonico	SS	Los Angeles Dodgers	6th (187)
Ryan Strauss	P	Chicago White Sox	9th (270)
Jack Rye	OF	New York Yankees	13th (410)
Dennis Guinn	1B	Texas Rangers	17th (513)
ELIH VILLANUEVA	P	FLORIDA MARLINS	27TH (808)
Matt Fairrel	P	Cincinnati Reds	35th (1049)

2009			
D'Vontrey Richardson	OF	Milwaukee Brewers	5th (166)
Jason Stridham	2B	St. Louis Cardinals	8th (249)
Jimmy Marshall	P	Los Angeles Dodgers	23rd (697)

2010			
JOHN GAST	P	ST. LOUIS CARDINALS	6TH (199)
Geoff Parker	P	Colorado Rockies	9th (290)
TYLER HOLT	OF	CLEVELAND INDIANS	10TH (300)
STEPHEN CARDULLO	SS	ARIZONA DIAMONDBACKS	24TH (721)
Taiwan Easterling	OF	Florida Marlins	31st (937)
Mike McGe	OF	Arizona Diamondbacks	41st (1231)

2011			
SEAN GILMARTIN	P	ATLANTA BRAVES	1ST (28)
Mike McGe	OF	Seattle Mariners	15th (453)
RAFAEL LOPEZ	C	CHICAGO CUBS	16TH (489)
Daniel Bennett	P	Detroit Tigers	19th (587)
James Ramsey	OF	Minnesota Twins	22nd (688)
Taiwan Easterling	OF	Chicago Cubs	27th (815)
ROBBY SCOTT	P	BOSTON RED SOX	FREE AGENT

2012			
James Ramsey	OF	St. Louis Cardinals	1st (23)
Jayce Boyd	1B	New York Mets	6th (200)
Robert Benincasa	P	Washington Nationals	7th (234)
DEVON TRAVIS	2B	DETROIT TIGERS	13TH (424)
SHERMAN JOHNSON	3B	LOS ANGELES ANGELS	14TH (447)
Hunter Scantling	P	Detroit Tigers	14th (454)
Justin Gonzalez	SS	Los Angeles Dodgers	27th (836)

2013			
Stephen McGe	C	Los Angeles Angels	9th (277)
Peter Miller	P	Los Angeles Dodgers	16th (494)
Marcus Davis	OF/DH	San Diego Padres	24th (718)
Robby Coles	P	New York Mets	28th (836)
Scott Sitz	P	Detroit Tigers	28th (846)

2014			
LUKE WEAVER	P	ST. LOUIS CARDINALS	1ST (27)
Brandon Leibbrandt	P	Philadelphia Phillies	6th (172)
Peter Miller	P	Seattle Mariners	9th (261)
Justin Gonzalez	P	Arizona Diamondbacks	9th (270)
Jose Brzuzeła	3B	Oakland Athletics	16th (492)
Gage Smith	P	Detroit Tigers	25th (760)
John Nogowski	1B	Oakland Athletics	34th (1032)
Bryant Holtmann	P	Pittsburgh Pirates	37th (1121)

2015			
DJ STEWART	OF	BALTIMORE ORIOLES	1ST (25)
Danny De La Calle	C	Tampa Bay Rays	9th (268)
William Strobe	P	Cleveland Indians	10th (304)
Dylan Silva	P	Seattle Mariners	11th (335)
Boomer Bigalski	P	Oakland Athletics	14th (428)
Bryant Holtmann	P	Arizona Diamondbacks	24th (706)
Thomas Delph	OF	Los Angeles Angels	37th (1125)

2016			
John Sansone	2B	Cincinnati Reds	8th (228)

2017			
Taylor Walls	SS	Tampa Bay Rays	3rd (79)
Dylan Busby	3B	Pittsburgh Pirates	3rd (88)
Quincy Nieporte	1B	Philadelphia Phillies	26th (773)
Cobi Johnson	P	Los Angeles Angels	29th (865)
Drew Carlton	P	Detroit Tigers	32nd (965)
Alec Byrd	P	Colorado Rockies	33rd (986)
Andrew Karp	P	Chicago Cubs	34th (1035)
Tyler Holton	P	Miami Marlins	35th (1049)
Jim Voyles	P	St. Louis Cardinals	38th (1144)

MLB DRAFT



2018

Cal Raleigh	C	Seattle Mariners	3rd (90)
Cole Sands	P	Minnesota Twins	5th (154)
Andrew Karp	P	Washington Nationals	6th (191)
Jackson Lueck	OF	Kansas City Royals	8th (242)
Tyler Holton	P	Arizona Diamondbacks	9th (279)
Rhett Aplin	1B	Kansas City Royals	28th (842)
Cobi Johnson	P	Toronto Blue Jays	30th (896)

2019

Drew Mendoza	3B	Washington Nationals	3rd (94)
J.C. Flowers	P	Pittsburgh Pirates	4th (124)
Drew Parrish	P	Kansas City Royals	8th (229)
Mike Salvatore	SS	Seattle Mariners	

Unless otherwise noted, players were drafted during the June Regular Draft

PLAYED MLB

FIRST ROUND DRAFT PICKS

Player	POSITION	PICK	YEAR	TEAM
Jim Lyttle	OF	10	1966	New York Yankees
Tom Cook	C	12	1968 ¹	Oakland Athletics
Pat Osborn	P	9	1970 ¹	Cincinnati Reds
Johnny Grubb	OF	24	1971 ²	San Diego Padres
Steven Tebbetts	OF	5	1976 ³	California Angels
Terry Kennedy	C	6	1977	St. Louis Cardinals
Jeff Hardy	SS	11	1977 ²	Chicago Cubs
Jeff Ledbetter	OF	26	1982	Boston Red Sox
Tony Blascucci	P	4	1983 ¹	Pittsburgh Pirates
Luis Alicaica	2B	23	1986	St. Louis Cardinals
Ray Revak	P	7	1986 ³	Boston Red Sox
Eduardo Perez	1B/OF	17	1991	California Angels
Chris Roberts	P/OF	18	1992	New York Mets
Kenny Felder	OF	12	1992	Milwaukee Brewers
John Wasdin	P	25	1993	Oakland Athletics
Paul Wilson	P	1	1994	New York Mets
Jonathan Johnson	P	7	1995	Texas Rangers
David Vocum	P	20	1995	Los Angeles Dodgers
J.D. Drew	OF	2	1997	Philadelphia Phillies
J.D. Drew	OF	5	1998	St. Louis Cardinals
Nick Stocks	P	36	1999	St. Louis Cardinals
John-Ford Griffin	OF	23	2001	New York Yankees
Stephen Drew	SS	15	2004	Arizona Diamondbacks
Buster Posey	C	5	2008	San Francisco Giants
Sean Gilmartin	P	28	2011	Atlanta Braves
James Ramsey	OF	23	2012	St. Louis Cardinals
Luke Weaver	P	27	2014	St. Louis Cardinals
DJ Stewart	OF	25	2015	Baltimore Orioles

¹ - June Secondary Draft ² - January Secondary Draft ³ - January Draft

MAJOR LEAGUERS (CHRONOLOGICAL ORDER)

Player	POSITION(s)	YEARS	TEAMS
Dick Howser	SS/2B	1961-68	Kansas City Athletics, Cleveland Indians, New York Yankees
Woody Woodward	INF	1963-71	Milwaukee/Atlanta Braves, Cincinnati Reds
Ken Suarez	C	1966-73	Kansas City Athletics, Cleveland Indians, Texas Rangers
Jim Lyttle	OF	1969-76	New York Yankees, Chicago White Sox, Montreal Expos, Los Angeles Dodgers
Randy Brown	C	1969-70	California Angels
Mac Scarce	P	1972-78	Philadelphia Phillies, New York Mets, Minnesota Twins
Johnny Grubb	OF	1972-87	San Diego Padres, Cleveland Indians, Texas Rangers, Detroit Tigers
Craig Skok	P	1973-79	Boston Red Sox, Texas Rangers, Atlanta Braves
Ron Cash	INF/OF	1973-74	Detroit Tigers
Pat Osborn	P	1974-75	Cincinnati Reds, Milwaukee Brewers
Stan Thomas	1B	1974-77	Texas Rangers, Cleveland Indians, Seattle Mariners, New York Yankees
Dave Moates	OF	1974-76	Texas Rangers
Rick Langford	P	1976-86	Pittsburgh Pirates, Oakland Athletics
Dan O'Brien	P	1978-79	St. Louis Cardinals
Terry Kennedy	C	1979-91	St. Louis Cardinals, San Diego Padres, Baltimore Orioles, San Francisco Giants
Craig Eaton	P	1979	Kansas City Royals
Carlos Lezcano	OF	1980-81	Chicago Cubs
Juan Bonilla	2B/3B	1981-87	San Diego Padres, New York Yankees, Baltimore Orioles
Larry Rothschild	P	1981-82	Detroit Tigers
Mike Fuentes	OF	1983-84	Montreal Expos
Jim Weaver	OF	1985-89	Detroit Tigers, Seattle Mariners, San Francisco Giants

Bruce Tanner	P	1985	Chicago White Sox
Mark Gilbert	OF	1985	Chicago White Sox
Mike Loynd	P	1986-87	Texas Rangers
Jody Reed	2B/SS	1987-97	Boston Red Sox, Los Angeles Dodgers, Milwaukee Brewers, San Diego Padres, Detroit Tigers
Luis Alicaica	2B/3B	1988-2002	St. Louis Cardinals, Boston Red Sox, Anaheim Angels, Texas Rangers, Kansas City Royals
Jeff Gray	P	1988-91	Cincinnati Reds, Boston Red Sox
Deion Sanders	OF	1989-2001	New York Yankees, Atlanta Braves, Cincinnati Reds, San Francisco Giants
Paul Sorrento	1B/OF	1989-99	Minnesota Twins, Cleveland Indians, Seattle Mariners, Tampa Bay Devil Rays
Bien Figueroa	SS/2B	1992	St. Louis Cardinals
Jerry Nielsen	P	1992-93	New York Yankees, California Angels
Richie Lewis	P	1992-98	Baltimore Orioles, Florida Marlins, Detroit Tigers, Oakland Athletics, Cincinnati Reds
Rafael Bourimigal	SS/2B	1992-99	Los Angeles Dodgers, Oakland Athletics, Seattle Mariners
Eduardo Perez	1B/OF	1993-2006	California Angels, Cincinnati Reds, St. Louis Cardinals, Tampa Bay Devil Rays, Cleveland Indians, Seattle Mariners
Marc Ronan	C	1993	St. Louis Cardinals
Tim Davis	P	1994-97	Seattle Mariners
Gar Finvold	P	1994	Boston Red Sox
Matt Dunbar	P	1995	Florida Marlins
Roger Bailey	P	1995-97	Colorado Rockies
Kenny Robinson	P	1995-97	Toronto Blue Jays, Kansas City Royals
John Wasdin	P	1995-2007	Oakland Athletics, Boston Red Sox, Colorado Rockies, Baltimore Orioles, Toronto Blue Jays, Texas Rangers, Pittsburgh Pirates
Paul Wilson	P	1996-2005	New York Mets, Tampa Bay Devil Rays, Cincinnati Reds
Chris Brock	P	1997-2002	Atlanta Braves, San Francisco Giants, Philadelphia Phillies, Baltimore Orioles
Jeff Tam	P	1998-2003	New York Mets, Cleveland Indians, Oakland Athletics, Toronto Blue Jays
J.D. Drew	OF	1998-2011	St. Louis Cardinals, Atlanta Braves, Los Angeles Dodgers, Boston Red Sox
Doug Mientkiewicz	1B	1998-2009	Minnesota Twins, Boston Red Sox, New York Mets, Kansas City Royals, New York Yankees, Pittsburgh Pirates, Los Angeles Dodgers
Jonathan Johnson	P	1998-2003	Texas Rangers, San Diego Padres, Houston Astros
Randy Choate	P	2000-15	New York Yankees, Arizona Diamondbacks, Tampa Bay Rays, Florida/Miami Marlins, Los Angeles Dodgers, St. Louis Cardinals
Kevin Cash	C	2002-10	Toronto Blue Jays, Tampa Bay Devil Rays, Boston Red Sox, New York Yankees, Houston Astros
Matt Diaz	OF	2003-13	Tampa Bay Devil Rays, Kansas City Royals, Atlanta Braves, Pittsburgh Pirates, Miami Marlins
Scott Proctor	P	2004-11	New York Yankees, Los Angeles Dodgers, Atlanta Braves
Mickey Lopez	2B	2004	Seattle Mariners
Marshall McDougall	3B	2005	Texas Rangers
John-Ford Griffin	OF	2005-07	Toronto Blue Jays
Stephen Drew	2B/SS	2006-17	Arizona Diamondbacks, Oakland Athletics, Boston Red Sox, New York Yankees, Washington Nationals
Daniel Davidson	P	2009	Los Angeles Angels
Hunter Jones	P	2009-10	Boston Red Sox, Florida Marlins
Shane Robinson	OF	2009-18	St. Louis Cardinals, Minnesota Twins, Los Angeles Angels, New York Yankees
Buster Posey	C	2009-19	San Francisco Giants
Elin Villanueva	P	2011	Florida Marlins
Barret Browning	P	2012	St. Louis Cardinals
John Gast	P	2013	St. Louis Cardinals
Tyler Holt	OF	2014-16	Cleveland Indians, Cincinnati Reds
Rafael Lopez	C/1B	2014-18	Chicago Cubs, Cincinnati Reds, Toronto Blue Jays, San Diego Padres
Devon Travis	2B	2015-18	Toronto Blue Jays
Sean Gilmartin	P	2015-19	New York Mets, Baltimore Orioles
Luke Weaver	P	2016-19	St. Louis Cardinals, Arizona Diamondbacks
Stephen Cardullo	1B/OF	2016-17	Colorado Rockies
Robby Scott	P	2016-19	Boston Red Sox, Arizona Diamondbacks
DJ Stewart	OF	2018-19	Baltimore Orioles
Sherman Johnson	INF	2018	Los Angeles Angels
Kyle Bird	P	2019	Texas Rangers

ADMINISTRATION





JOHN THRASHER

University President

John Thrasher, a Florida State University alumnus and former state legislator, is the university's 15th president.

Thrasher assumed the presidency on Nov. 10, 2014, after a successful career as a state legislator, businessman, lobbyist and lawyer. As president, Thrasher has focused

his efforts on elevating FSU's reputation as a preeminent research institution. He has presided over a \$1 billion fundraising campaign, advanced the university's academic and research mission, championed diversity and inclusion, and welcomed the best and brightest students in the university's history.

Thrasher earned a bachelor's degree in business from Florida State in 1965. After graduating, he joined the U.S. Army where he received the Army Commendation Medal in Germany and was awarded two Bronze Stars for his service in Vietnam. He was honorably discharged as a captain in 1970.

Thrasher then returned to his alma mater to earn a law degree with honors in 1972.

After working in private law practice in Daytona Beach and Tallahassee for several years, Thrasher returned to Jacksonville to serve as general counsel of the Florida Medical Association, a position he held for 20 years. He also served as "of counsel" to the Jacksonville law firm of Smith, Hulsey & Busey from 1996 to 2008. Thrasher was a partner of Southern Strategy Group, a Tallahassee-based governmental relations firm, from 2001 to 2009.

Thrasher's political career began in 1986 when he was elected to the Clay County School Board where he served as vice chairman, then chairman. He then became a state representative in 1992, and he was re-elected without opposition in 1994, 1996 and 1998.

Thrasher was unanimously elected as the speaker of the Florida House of Representatives in 1998. He was elected to the Florida Senate in 2009 and subsequently re-elected. He served as chairman for the Republican Party of Florida in 2010.

From 2001 to 2005, Thrasher was the first chair of Florida State University's Board of Trustees. He was a key supporter of legislation that brought funding to the development of FSU's College of Medicine, and a building at the college is named in his honor.

In 2016, he was inducted into the FSU College of Business Hall of Fame. He currently serves on the College Football Playoff Board of Managers.

Born in Columbia, S.C., Thrasher moved to Florida as a child and grew up in Jacksonville. He and his wife, Jean, have three children and eight grandchildren.



DAVID COBURN

Director of Athletics

David Coburn was named Interim Athletic Director in August of 2018. The interim title was removed in May of 2019 when Coburn became the 12th full time Athletics Director in FSU history.

In his nine months as interim head of Athletics, Coburn applied his almost 40 years of legislative and university experience to address challenging budget issues and streamline, reorganize and implement new policies to help the department operate more efficiently and effectively.

"I am grateful to David Coburn for taking on this role permanently," FSU President John Thrasher said. "For years I have relied on his experience, integrity and good judgment, and the progress we have made under his leadership is already evident. I know the future of our championship Athletics program is as bright as ever and in good hands."

"I very much appreciate the confidence the president and the Board of Trustees have placed in me," Coburn said. "Over these past months, their support has been invaluable. I also have gained tremendous appreciation for the wonderful people in Athletics and the Seminole Boosters. They all care deeply about our university and have been working together to move us forward."

Prior to being named interim director of Athletics, Coburn served as chief of staff to President Eric Barron and then Thrasher.

Coburn brought a wealth of legislative and state budget experience to the university's administration when President Eric Barron hired him in 2012.

He is a 34-year veteran of the Florida legislative process, most recently Staff Director of the Florida Senate Committee on Ways and Means prior to coming to FSU. He served as Chief of Staff of the House of Representatives under two different Speakers, as Chief of Staff of the Senate under Senate President Ken Pruitt, and as Director of Planning and Budgeting for Gov. Lawton Chiles from 1992-94.

Coburn is a triple Florida State alumnus having earned a bachelor's degree, a master's degree in Urban and Regional Planning, and a Juris Doctorate from the FSU College of Law.

He and his wife, Dr. Mary Coburn, have two daughters and two grandchildren.

FSU ATHLETICS SENIOR STAFF



CINDY HARTMANN

Deputy Director of Athletics for Administration



ROSS COBB

Senior Associate Athletics Director/CFD



JIM CURRY

Senior Associate Athletics Director



VANESSA FUCHS

Senior Associate Athletics Director/SWA



MICHELE OSBORNE

Senior Associate Athletics Director for Governance & Compliance

FSU 2019-20 FSU BOARD OF TRUSTEES



**EDWARD E.
"ED" BURR**
Chair



**MAXIMO
ALVAREZ**



**KATHRYN
BALLARD**



**WILLIAM
"BILLY"
BUZZETT**



**ERIC
CHICKEN**



**EMILY
FLEMING
"JUNE" DUDA**



**JORGE
GONZALEZ**



**JIM W.
HENDERSON**



**CRAIG
MATEER**



**BOB
SASSER**



**BRENT W.
SEMBLER**



**EVAN
STEINBERG**



**JOHN
THIEL**

By Barry Ray
FSU Office of News and Public Affairs

As a people, few have prevailed over more trying circumstances than the Seminole Indians of Florida. Over the course of almost two centuries, Florida's Seminoles endured three wars with the U.S. government, resisted numerous efforts to relocate them to federal reservations in the West, and ultimately made their home in one of the world's most inhospitable environments, the Florida Everglades. That they have not only survived, but thrived – all the while maintaining their fierce independence and rich culture – is a tribute to their courage and perseverance. This is their story.

Long before European explorers ever visited the area now known as Florida, native peoples had been living here for thousands of years. In fact, as many as 100,000 members of four Indian nations – the Apalachee, the Tequesta, the Timucua and the Calusa – were living in highly organized settlements throughout the peninsula when the Spanish first arrived in 1513.

The native peoples' lack of resistance to smallpox, yellow fever and other "European" diseases, as well as later slaving raids from the English colonies of Georgia and South Carolina, eventually decimated their numbers. By the mid-18th century, the Indian nations of Florida had ceased to exist.

In their place, groups of Indians from a confederation of tribes collectively referred to as the Lower Creeks began moving into Florida from Alabama and Georgia. They had been pushed out of their former homes by the encroachment of white settlers, as well as by conflicts with other tribes. It was around this time that the name "Seminoles" first appeared; there are several possible explanations as to its origins.

When the first English speakers began arriving in Florida in 1763, they found many Creeks living as *yat'siminoli*, or "free people," across the northern part of the Florida peninsula. ("Yat'siminoli" was a term used in the Mikisúki, or Miccosukee, language, which still is spoken today.) The settlers may have simply ignored the Indians' separate tribal affiliations and called them all Seminoles, or Seminoles.

Others believe that the Seminole name comes from the Spanish word *cimarron*, meaning "wild men" or "unconquered." The Indians may have been given this name because they had escaped from slavery in the English-controlled colonies to the north.

With the end of the American Revolutionary War in 1784, English-speaking settlers began moving southward in ever greater numbers, buying or seizing land from the native inhabitants. By 1813, some of the Creek tribes in Alabama rose up against the white settlers and the Indian tribes that supported them. This conflict, known as the Creek War of 1813-14, proved disastrous to all of the tribes. U.S. troops led by Gen. Andrew Jackson crushed the uprising and forced a treaty on the Creeks that took more than 2 million acres of land from them. Several thousand Creek warriors and their families migrated south into Spanish Florida, where they and the Seminoles increased their resistance to white settlement.

In 1814, such conflicts escalated into the first of three Seminole wars. Over the next four years, Jackson illegally entered Spanish Florida numerous times to burn Seminole villages and kill resistance leaders.

With the end of the First Seminole War in 1818, many Indians moved further into Florida. By 1820, the year before Spanish Florida became a U.S. territory, there were at least 5,000 Seminoles, Creeks and Mikisúki people living here. However, a series of federal treaties failed to protect their rights and, in 1835, war broke out again.

The Second Seminole War (1835-42) proved to be the longest, most costly, and the last of the U.S. wars of Indian removal fought east of the Mississippi River. It also would be the first guerrilla-style war faced by U.S. troops. Led by the fierce warrior Osceola, the Seminoles were aided by runaway slaves, who received protection from their allies in return for a portion of the agricultural staples that they grew. These so-called "Black Seminoles" also had a reputation as fierce fighters, and were equally determined to preserve their freedom.

The fighting ended in a stalemate in 1842, and an uneasy peace lasted for 14 years. In 1856, however, Seminole leader Billy Bowlegs and his followers were provoked by U.S. soldiers. They retaliated, and the ensuing series of skirmishes became known as the Third Seminole War (1856-58).

When U.S. troops once more withdrew – again with no treaty or victory – the Seminole Wars finally ended. All told, more than 3,000 Seminoles had been forcibly removed from Florida to the Western territories of Arkansas and Oklahoma. As few as 300 remained in Florida, and they took refuge within the dense swamps of the Everglades. However, their place in history was assured as the only American Indian tribe never to have signed a peace treaty with the U.S. government.

From the 1920s onward, as the development boom exploded in South Florida, the Seminoles lost more and more of their hunting lands to tourists and settlers. They became agricultural workers in the vegetable fields of South Florida, and also ran tourist attractions, wearing their colorful patchwork clothing, producing souvenirs and wrestling alligators.

On Aug. 21, 1957, the Seminole Tribe of Florida was established through a majority vote of Florida's Seminole Indians. This vote gave the Seminoles federal recognition as a self-governing tribe with a constitutional form of government. The Seminole Tribe of Florida now has almost 3,000 members living on five reservations across the peninsula at Hollywood, Big Cypress, Brighton, Immokalee and Tampa.

The Seminoles work hard to be economically independent. Tourism and gaming profits pay for infrastructure and schools on their reservations, while citrus groves, cattle agriculture, aircraft production, tobacco sales, land leases and aquaculture are other significant sources of revenue.

Having persevered through two centuries of adversity, the Seminole Indians of Florida have earned the right to call themselves "the unconquered people." Their indomitable spirit is one that Florida State University proudly seeks to emulate in all of its endeavors.

THE SYMBOL: SEMINOLES

Florida State would play two games in 1947 before students demanded the school acquire a symbol. While details conflict, most believe the account of a poll of the student body is accurate. The Florida Flambeau reported that Seminoles had won by 110 votes over Statesmen. The rest of the top contenders (in order) were Rebels, Tarpons, Fighting Warriors and Crackers.

In the 1950s, a pair of students dressed in Native American costumes and joined the cheerleaders on the field which eventually evolved into the majestic symbol of Osceola and Renegade that FSU now enjoys. Today, the Seminole Indian Tribe participates in many campus activities.



Florida State University is proud of its longstanding cooperative relationship with the Seminole Tribe of Florida. The Seminole people have suffered many hardships and injustices, but they have remained brave, dignified and proud. The Seminoles are unconquered. They symbolize what we hope will be the traits of all of our graduates, including our student-athletes.