

The Record Book



SEMINOLE FOOTBALL: A POINT OF PRIDE

By BILL McGROTHA
Tallahassee Democrat Sports Editor

Big Frustration—and Big Fulfillment! That's the capsule of Florida State's 1978 football season.

The Seminoles, in their third year under Coach Bobby Bowden, won their first three and their last four. But in between, wrestling with a run of binding injuries, they won one of four—and it barely, on a 4th-and-22, last-play touchdown pass from Jimmy Jordan to Sam Platt that overcame Cincinnati 26-21.

A final 8-3 record was just about what many had predicted, if hardly what many had hoped for. But the manner in which 8-3 was cut out was altogether unpredictable.

Neither could anyone forecast the post-season bowls looking the other way, after Florida State closed with such a flourish, whipping its last four foes with relative ease.

The number 38 came to have a special significance for the Seminoles in '78. They scored precisely that number of points in four games, including three of the last four (Southern Mississippi 38-16, Navy 38-6, Florida 38-21). Earlier they had kayoed Oklahoma State 38-20.

It was a season most notable, perhaps, for a second straight victory over Florida—no Florida State team had beaten the Gators twice running in the past.

Twice chosen by ABC for re-

Seminoles were viewed, on the tube and at home, in record numbers. Home attendance averaged a record 42,327 following a dramatic 6,000-seat expansion of Campbell Stadium, wrought by the quick hammering and red-tape cutting of Seminole Boosters.

Florida State's prolific offense was the 11th best, statistically, in the nation with a 411.1 yardage average. A passing game that averaged 249.9 per was the country's third best.



The '78 team was a young one, with only six seniors on the roster at the start—and one of those, key defensive back Ivory Joe Hunter, went out with a broken leg in the second game.

Still, this youthful, injury-stricken group became one of the memorable teams in school annals, pushed perhaps by the stirring start of big things in '77.

That was the 10-2 year, including the first victory over Florida since '76 and thrashing of Texas Tech in the Tangerine Bowl. It was the senior year of the incredible Larry Key, who amassed a record 2,953 regular-season running yards during his time. Running back kicks, catching passes, blocking, he finished as the best all-around back in FSU history.

Football got started at Florida State on a point of pride.

It was just after World War II. Many would-have-been students had gone to war as 18-year-olds.

Colleges were swamped by returning veterans. There was no room for them all.

One of the multiple developments that came about was the evolution of Florida State into a co-educational institution—and the quick birth of modern football at the school.

In one form or another, however, Florida State had been around for a long time, since 1857 when it was first the Seminary West of the Suwannee. By 1861 it was Florida State College. In the year 1901 Florida State played its first football, and the schedule included winning games against a school that would become the University of Florida.

The scores and records of those early days are clouded, but Florida State continued with football through 1905. The passage of something called the Buckman Bill in 1905 meant wholesale change in Florida higher education. Florida State College became Florida Female



College, and retained that name until 1909 when it was rechristened Florida State College for Women.

After World War II the school became part of the answer for those returning veterans. Briefly, there was the Tallahassee Branch of the University of Florida, set up on what was called West Campus — previously the site of Dale Marby Field, where Air Force pilots were trained during the war. FSCW remained intact a couple of miles away, but the TBRUF boys attended classes on that campus.

Florida State University was born, by act of the state legislature, in the spring of 1947. And by September of that year Florida State had its first football team of modern time.

In a nutshell, football came to Florida State because those returning veterans demanded that it come — and as a point of pride. The student body, the townspeople promptly rallied around the cause. That rallying hasn't stopped yet.

Reflecting that early pride was a famed cheer. One story has it that the origin was an impromptu one, with an exuberant veteran rising to his feet in the stands during one of the first games and yelling: "FSU one time! FSU T-W-O times! FSU T-H-R-E-E times! FSU A-L-L the damned time!" The stirring yell continues unchanged, and has been copied by other schools.

Florida State's first coach was Ed Williamson, a Tallahassee native who played football at University of Florida. He agreed to take the job for one year only. A

five game schedule was hastily drawn up. The Seminoles started proudly, losing an opening game 14-6 to Stetson in downtown Tallahassee, at old Centennial Field (a block from the State Capitol). Stetson was pretty good in those days, and fans quickly came to expect too much too soon. FSU scored only two touchdowns the rest of the way, and lost the remaining four games. Williamson resigned, as he had said he would, at season's end.

Florida State hired as his successor Don Veller, a soft-spoken gentleman and scholar who had a doctorate and a distinguished football background. He had been a whiz running back for the University of Indiana under the great coach, Bo McMillan.

Operating with a formation called the Cockeyed-T, Veller quickly got Florida State football on the road. His first season was 7-1, his second 9-1, his third 8-0 and his fourth 6-2. Hard-nosed combat veterans contributed significantly to those proud showings.





Moving toward the bigtime, Florida State started playing tougher opposition. In 1952 the Seminoles really moved into high cotton, and the result was a disappointing 1-8-1 record. Veller resigned, but remained at FSU in a prominent physical education role. He's still there. His overall FSU coaching record was 31-12-1, and it remains unmatched.

Along came Tom Nugent as the next coach. An imaginative man, a showman, Nugent brought with him a capacity for creating excitement. He also brought with him the "I" formation that many years later was to become so popular all over the country.

Nugent's 6-year record was 34-28-1 at Florida State. In his second year the Seminoles went 8-3 and earned an invitation to play in the Sun Bowl.

Among those who went to the Sun Bowl, after that '54 season, was a freshman running back

name of Buddy Reynolds. A better than average runner, Reynolds got hurt in an auto accident soon after. Later, after starting his acting career, Buddy (Burt) Reynolds was ready to give it all up for another fling at Florida State football. But after a brief period — he had a little problem playing defense in a day you had to go both ways — Reynolds returned to Hollywood and moved on to box-office fame.

Stars of the Nugent years were many, among them quarterback-halfback Lee Corso (now head coach at Indiana), and the notable triple-threat Bobby Renn, still regarded by some as the best all-round back in Florida State history.

Nugent's last year, 1958, was a memorable one. The record was 7-4, but it included a thundering 10-0 upset of Tennessee in Knoxville — one of the two or three biggest victories in Florida State history. It also was the first year that Florida State played Florida.

Maryland lured Nugent away, and the Seminoles hired Perry Moss, a Tulsa-reared former quarterback who had served as an assistant at several schools.

The 4-6 season of 1959 was a depressing one. The word leaked prior to the Homecoming game against William & Mary that Moss would leave to accept a lucrative offer in Canadian pro football, at Montreal — and the Seminoles were victims of a 9-0 upset that day. Still, with many players hurt, with morale supposedly shot, the Seminoles closed with a gutty 18-8 loss to a vastly superior Florida team.

Then came Bill Peterson as coach, and Florida State's most interesting decade of football. An Ohio native, Peterson had served under Paul Dietzel at Louisiana State in years that included a national-championship one in '58.

Peterson set out to "establish a defense" at Florida State, and did. Playing Florida the first six years of the series in Gainesville, Peterson's first two teams lost down there 3-0 and tied 3-3.

Those games rather typified an all-out defensive style. In '62 the Seminoles tied Kentucky, Georgia Tech and Auburn, beat Georgia 18-0 and finished 4-3-3, with defense much the name of their game. That battling team of '62 remains one of Peterson's favorites.

By '64 the Seminoles were rolling on offense — and now Peterson had made a vow to "throw the football — even if I have to fire every coach on my



staff." And no team in college football over the next seven years threw the football as effectively as those Seminoles.

In spring practice of '64 a lanky quarterback named Steve Tensi threw to a quick and graceful Fred Biletnikoff . . . so often it became monotonous.

That fall, prior to the first kickoff, defensive players — the seven closest to the line of scrimmage — decided to shave their heads and proclaim themselves "The Seven Magnificents." Avery Summer, a tackle, instigated the move. (During the season that followed, the seven got so much attention players in the secondary came to dub themselves "The Forgotten Four.")

With high dedication, Florida State shut out its first three foes of '64. In the fourth game, Ken-

tucky — unbeaten, untied, ranked No. 4 in the nation — came to town. Florida State startled the football world by clobbering the Wildcats 48-6.

That game is rated by many as Florida State's greatest victory.

But "The Seven Magnificents" cried after the game — because Kentucky had managed to on them after recovering a fumbled punt down deep near game's end.

The Seminoles' passing game that day was peerless. For the remainder of the season it was much — in Peterson's words — "like stealing." The regular season ended 8-1-1, the lone loss to Virginia Tech, the tie with Houston on a day when Biletnikoff was hurt. The Seminoles took their first-ever victory over Florida 16-7, with Biletnikoff scoring on a Tensi bomb and Les Murdock kicking three field goals.



Florida State capped that big year by taking Oklahoma apart in the Gator Bowl 30-17 as Biletnikoff caught four touchdown passes. (Still catching 'em with the pro Oakland Raiders, Biletnikoff was acclaimed the game's most valuable player after the 1977 Super Bowl.)

Another rather unbelievable season came in '67. Following a crushing 33-13 opening loss at Houston, the Seminoles tied Alabama 37-37 in Birmingham — surely one of the great football games of all time.

It was another sensational passing combination — Kim Hammond to Ron Sellers — that got the job done. ABC-TV was doing a documentary on Alabama Coach Bear Bryant at the time. The shocking tie at FSU hands took up much of the film that was later shown on national television. There was a memorable moment when a stunned Bryant, his team down 14-0, was hollering to his players: "What's going

on out there — what the HELL is going on out there!”

With Sellers and Hammond doing their big thing, Florida State won the last seven games of '67, then tied Penn State 17-17 in the Gator Bowl.

Going 8-2 in '68, the Seminoles again got a bowl bid, playing LSU in the Peach. That was the fourth bowl for Peterson in a 5-year span.

In 1969 the record was 6-3-1 and in '70 it was 7-4. Peterson resigned after the year to become head coach and athletic director at Rice.

The Seminoles hired Larry Jones, another former Paul Dietzel aide, as the new coach. In 1971, with Gary Huff throwing to Barry Smith, Florida State finished a strong 8-3 and played Arizona State in the first Fiesta Bowl, falling 45-38 in an extraordinary offensive battle.


In '72, with high expectations, the Seminoles won their first four. Then injuries took a heavy toll. The final record was 7-4, with South Carolina springing a


24-21 upset at the end and knocking the Seminoles out of a Peach Bowl bid.

Disaster came in '73. The Seminoles won none. It was a combination of many things that wrought an all-losing season, including the graduation of several pro-type players. But it stemmed notably, many feel, from an unsettling aura of ill publicity prior to the season's start.

Jones left after that season. Darrell Mudra, with a successful background at smaller schools, was hired. Mudra teams went 1-10 and 3-8. A highlight, reflecting familiar Seminole pride, was a first-year loss at Alabama 8-7. It was a stunner that Florida State not only could have won but, in the view of most, should have won.

When Mudra departed after the '75 season, Bowden was hired. Notably successful as head coach of West Virginia, Bowden had strongly wanted to return to Florida State where he had served as an assistant under Peterson for three years.





Bowden's dramatic first-year showing included a 28-9 upset of then-unbeaten Boston College up there, and an "almost" victory over Florida — the Seminoles lost 33-26. Larry Key put himself in the Florida State's record book as the leading Seminole ground-gainer of all time as he racked up more than 700 yards in his junior season.

It says something favorable about Florida State that Bowden would leave West Virginia to come here. Something favorable is also said in the fact that three former coaches — Williamson, Veller and Peterson — live in Tallahassee.

Nugent returned here to live after his coaching time at Maryland, but now is associated with Florida Tech in a public relations role. Moss is now Coach of the semipro team at Charlotte of the American Football Association, and Jones is assistant athletic director at LSU. Mudra is now head coach at Eastern Illinois.

One of Bowden's top aides is Bob Harbison, a fixture at Florida State. He's served with every head coach except Williamson, the first one. Harbison has been associated with 30 of the Seminoles' 32 seasons.

Florida State's 33rd year of football will be a continuing point of pride with those World War II veterans who started it all. Most of them are still around, too.

ALL-TIME RECORDS

Rushing Yards

- game—170, Larry Key (Auburn, 1977)
- season—1117, Larry Key (1977)
- career—2953, Larry Key (1974-77)

Passing Yardage

- game—508, Bill Cappleman (Memphis State, 1969)
- season—2893, Gary Huff (1972)
- career—6378, Gary Huff (1970-72)

Passes Attempted

- game—58, Gary Huff (Florida, 1972)
- season—387, Gary Huff (1972)
- career—796, Gary Huff (1970-72)

Passes Completed

- game—37, Kim Hammond (Penn State, 1967)
- season—206, Gary Huff (1972)
- career—436, Gary Huff (1970-72)

Total Offense

- game—490, Bill Cappleman (Memphis State, 1969)
- season—2770, Gary Huff (1972)
- career—6086 Gary Huff (1970-72)

Pass Receiving

- game—16, Ron Sellers (South Carolina, 1968)
- season—86, Ron Sellers (1968)
- career—212, Ron Sellers (1966-68)

Pass Receiving Yardage

- game—260, Ron Sellers (Wake Forest, 1968)
- season—1496, Ron Sellers (1968)
- career—3598, Ron Sellers (1966-68)

Points Scored

- game—30, Ron Sellers (Wake Forest, 1968)
- season—86, Barry Smith (1972)
- career—164, Barry Smith (1970-72)

Touchdowns Scored

- game—5, Ron Sellers (Wake Forest, 1968)
- season—14, Barry Smith (1972)
- career—27, Barry Smith (1970-72)

Touchdown Passes Caught

- game—5, Ron Sellers (Wake Forest, 1968)
- season—13, Barry Smith (1972)
- career—25, Barry Smith (1970-72)

Touchdown Passes Thrown

- game—5, Steve Tensi (Oklahoma, 1965); Bill Cappleman (Wake Forest, 1968); Gary Huff (South Carolina, 1971)
- season—25, Bill Cappleman (1968); Gary Huff (1972)
- career—52, Gary Huff (1970-72)

Rushing Attempts

- game—32, Larry Key (Oklahoma State, 1977)
- season—239, Larry Key (1977)
- career—625, Larry Key (1974-77)

Extra Points

- season—39, Dave Cappelen (1978)
- career—82, Dave Cappelen (1976-78)

Field Goals

game—4, Frank Fontes (Wake Forest, 1970)

season—14, Frank Fontes (1970)

career—29, Dave Cappelen (1976-78)

Longest Field Goal

53 yards, Grant Guthrie (Miami, 1969)

Most Interceptions Made

game—3, on five occasions, twice by Tommy Brown and most recently by James Thomas (Kansas State, 1970)

season—8, Curt Campbell (1951)

Most Punts Made

game—11, John Hosack (Baylor, 1965)

season—81, Joe Downey (1973)

career—196, Charlie Calhoun (1961-63)

Longest Punt

84 yards, Tommy Brown (Tampa, 1950)

Punting Average

career—38.98, Bill Duley (1975-77)

season—41.9, Pat Versprille (1955)

Longest Touchdown Run From Scrimmage

97 yards, Larry Key (Virginia Tech, 1976)

Longest Run From Scrimmage Without Scoring

76 yards, Roy Thompson (Stetson, 1951)

Longest Touchdown Play, Any Situation

100 yards, Leon Bright, (Virginia Tech, 1974) KO return

100 yards, Bill Moreman and T.K. Wetherell (Kentucky, 1965) lateral on KO return

Longest Touchdown Pass

96 yards, Jimmy Jordan to Kurt Unglaub (Virginia Tech, 1976)

Longest Punt Return

92 yards, Phil Abraira (North Carolina State, 1969) TD


Longest Kickoff Return

100 yards, Leon Bright (Virginia Tech, 1974) TD

100 yards, Bill Moreman and T.K. Wetherell (Kentucky, 1965) TD lateral

Longest Interception Return

99 yards, Ted Hewitt (Stetson, 1958) TD



BEST SINGLE GAME PERFORMANCES

FLORIDA STATE'S SINGLE GAME TOTAL OFFENSE LEADERS

	Player	Opponent	Year	Yards
1.	Bill Cappleman	Memphis State	1969	490
2.	Bill Cappleman	South Carolina	1968	431
3.	Tommy Warren	Virginia Tech	1970	384
4.	Gary Huff	Houston	1972	383
5.	Jimmy Black	Southern Mississippi	1976	372
6.	Gary Huff	South Carolina	1971	369
	Joe Majors	Tampa	1959	369
8.	Bill Cappleman	Wake Forest	1968	367
9.	Gary Huff	Virginia Tech	1971	357
10.	Bill Cappleman	Tulsa	1969	355
11.	Kim Hammond	Penn State (Gator Bowl)	1967	353
12.	Kim Hammond	Mississippi State	1967	349
13.	Gary Pajcic	Virginia Tech	1966	346

FLORIDA STATE'S SINGLE GAME YARDS PASSING LEADERS

	Player	Opponent	Year	Yards
1.	Bill Cappleman	Memphis State	1969	508
2.	Bill Cappleman	South Carolina	1968	437
3.	Gary Huff	Houston	1972	409
4.	Gary Huff	Virginia Tech	1971	374
5.	Bill Cappleman	Tulsa	1969	372
6.	Kim Hammond	Mississippi State	1967	369
7.	Gary Huff	South Carolina	1971	366
8.	Bill Cappleman	Wake Forest	1968	365
9.	Kim Hammond	Penn State (Gator Bowl)	1967	362
10.	Jimmy Black	Southern Mississippi	1976	351
11.	Gary Huff	Arizona State (Fiesta Bowl)	1971	347

FLORIDA STATE'S SINGLE GAME PASS ATTEMPT LEADERS

	Player	Opponent	Year	Passes
1.	Gary Huff	Florida	1972	58
2.	Kim Hammond	Penn State (Gator Bowl)	1967	53
	Gary Pajcic	Virginia Tech	1966	53
4.	Gary Huff	Houston	1972	51
5.	Bill Cappleman	Memphis State	1969	50
6.	Gary Huff	Arizona State (Fiesta Bowl)	1971	46
7.	Jimmy Jordan	Miss. State	1978	43
8.	Gary Huff	Kansas	1972	42
	Bill Cappleman	South Carolina	1968	42
	Bill Cappleman	Florida	1969	42
11.	Gary Huff	Auburn	1972	41
	Gary Huff	Georgia Tech	1971	41

FLORIDA STATE'S SINGLE GAME PASS COMPLETION LEADERS

	Player	Opponent	Year	Passes
1.	Kim Hammond	Penn State (Gator Bowl)	1967	37
2.	Bill Cappleman	Memphis State	1969	31
3.	Gary Pajcic	Virginia Tech	1966	28
4.	Gary Huff	Houston	1972	27
	Gary Huff	Florida	1972	27
6.	Gary Huff	Kansas	1972	26
	Gary Huff	South Carolina	1971	26
8.	Gary Huff	Auburn	1972	25
	Gary Huff	Arizona State (Fiesta Bowl)	1971	25
	Bill Cappleman	South Carolina	1968	25

FLORIDA STATE'S SINGLE GAME PASS RECEPTION LEADERS

	Player	Opponent	Year	Passes
1.	Ron Sellers	South Carolina	1968	16
2.	Ron Sellers	Wake Forest	1968	14
	Ron Sellers	Penn State (Gator Bowl)	1967	14
4.	Kent Gaydos	Houston	1969	13
	Ron Sellers	Memphis State	1968	13
	Ron Sellers	Alabama	1967	13
	Ron Sellers	Virginia Tech	1966	13
	Fred Biletnikoff	Oklahoma (Gator Bowl)	1965	13
9.	Bill Moremen	Penn State (Gator Bowl)	1967	12

FLORIDA STATE'S SINGLE GAME YARDS RECEIVING LEADERS

	Player	Opponent	Year	Yards
1.	Ron Sellers	Wake Forest	1968	260
2.	Ron Sellers	South Carolina	1968	259
3.	Ron Sellers	Virginia Tech	1967	229
4.	Ron Sellers	Memphis State	1968	218
5.	Fred Biletnikoff	Oklahoma (Gator Bowl)	1965	192
6.	Fred Biletnikoff	Virginia Tech	1964	182

FLORIDA STATE'S SINGLE GAME YARDS RUSHING LEADERS

	Player	Opponent	Year	Yards
1.	Larry Key	Auburn	1977	170
2.	Buddy Strauss	Mississippi College	1949	161
3.	Mike Davison	Tulsa	1972	155
4.	Larry Key	Virginia Tech	1976	154
5.	Mike Sellers	Sul Ross	1951	152
6.	Homes Johnson	Virginia Tech	1978	152
7.	Bobby Renn	Abilene Christian	1957	150
8.	Larry Key	Florida	1977	143
9.	Keith Kinderman	Richmond	1961	142
	Phil Spooner	Houston	1955	142

BEST SEASON PERFORMANCES (Regular Season Only)

FLORIDA STATE'S TOP SEASON INDIVIDUAL SCORERS

Player	Year	Points
1. Barry Smith	1972	86
2. Ron Sellers	1968	72
3. Frank Fontes	1971	69
4. Fred Biletnikoff	1964	68
5. Dave Cappelen	1977	66
6. Frank Fontes	1970	64
7. Jim Mankins	1966	60
Wyatt Parrish	1949	60
Dave Cappelen	1978	60
10. Grant Guthrie	1968	55
11. Mike Sellers	1950	54
12. Grant Guthrie	1967	53

FLORIDA STATE'S TOP SEASON TOUCHDOWN SCORERS

Player	Year	Touchdowns
1. Barry Smith	1972	14
2. Ron Sellers	1968	12
3. Fred Biletnikoff	1964	11
4. Jim Mankins	1966	10
5. Wyatt Parrish	1949	9
Mike Sellers	1950	9
7. Bill Moremen	1967	8
Bill Moremen	1966	8
Bobby Fiveash	1953	8
Ron Sellers	1967	8
Mark Lyles	1978	8

FLORIDA STATE'S SINGLE SEASON TOTAL OFFENSE LEADERS

Player	Year	Yards (Rush, Pass)
1. Gary Huff	1972	2770 (-123, 2893)
2. Gary Huff	1971	2653 (-83, 2736)
3. Bill Cappleman	1968	2342 (-68, 2410)
4. Bill Cappleman	1969	2135 (-332, 2467)
5. Kim Hammond	1967	2074 (83, 1991)
6. Jimmy Black	1976	1853 (347, 1506)
7. Tommy Warren	1970	1777 (164, 1613)
8. Gary Pajcic	1966	1735 (145, 1590)
9. Steve Tensi	1964	1637 (-46, 1683)
10. Ed Pritchett	1965	1455 (230, 1225)
11. Clyde Walker	1975	1424 (-195, 1619)
12. Jimmy Jordan	1978	1330 (-97, 1427)
13. Wally Woodham	1978	1313 (-9, 1322)
14. Wally Woodham	1977	1263 (-7, 1270)
15. Joe Majors	1959	1141 (78, 1063)

FLORIDA STATE'S TOP SEASON BALL CARRIERS

Player	Year	Times
1. Larry Key	1977	239
2. Hodges Mitchell	1972	192
3. Buddy Strauss	1949	188
4. Homes Johnson	1978	183
5. Hodges Mitchell	1973	171
6. Leon Bright	1975	162
7. Mark Lyles	1978	148
8. Stan Dobo	1952	145
9. Tom Bailey	1969	144
Larry Key	1976	144
11. Bill Gunter	1968	136
Phil Spooner	1964	136
13. Fred Pickard	1959	131
14. Mike Sellers	1950	130

FLORIDA STATE'S SINGLE SEASON RUSHING LEADERS

Player	Year	Yards
1. Larry Key	1977	1117
2. Hodges Mitchell	1972	944
3. Homes Johnson	1978	817
4. Buddy Strauss	1949	747
5. Larry Key	1976	712
6. Leon Bright	1975	675
7. Hodges Mitchell	1973	669
8. Mark Lyles	1978	641
9. Tom Bailey	1969	630
10. Fred Pickard	1958	615
11. Stan Dobo	1952	609
12. Wyatt Parrish	1949	605
13. Larry Key	1974	602

FLORIDA STATE'S SINGLE SEASON PASSING LEADERS

Player	Year	Attempts
1. Gary Huff	1972	387
2. Bill Cappleman	1969	344
3. Gary Huff	1971	327
4. Bill Cappleman	1968	287
5. Ed Pritchett	1965	247
6. Kim Hammond	1967	241
7. Gary Pajcic	1966	233
8. Steve Tensi	1964	204
9. Clyde Walker	1975	203
10. Jimmy Jordan	1978	199
11. Tommy Warren	1970	190

**FLORIDA STATE'S SINGLE SEASON
PASS COMPLETION LEADERS**

Player	Year	Passes
1. Gary Huff	1972	206
2. Gary Huff	1971	184
3. Bill Cappleman	1969	183
4. Bill Cappleman	1968	162
5. Kim Hammond	1967	140
6. Gary Pajcic	1968	125
7. Steve Tensi	1964	121
8. Clyde Walker	1975	117
9. Ed Pritchett	1965	110

**FLORIDA STATE'S SINGLE SEASON
PASS YARDAGE LEADERS**

Player	Year	Yards
1. Gary Huff	1972	2893
2. Gary Huff	1971	2736
3. Bill Cappleman	1969	2467
4. Bill Cappleman	1968	2410
5. Kim Hammond	1967	1991
6. Steve Tensi	1964	1683
7. Clyde Walker	1975	1619
8. Tommy Warren	1970	1613
9. Gary Pajcic	1966	1590

FLORIDA STATE'S TOP SEASON TOUCHDOWN PASSERS

Player	Year	Passes
1. Gary Huff	1972	25
Bill Cappleman	1968	25
3. Gary Huff	1971	23
4. Kim Hammond	1967	15
5. Bill Cappleman	1969	14
Steve Tensi	1964	14
6. Jimmy Jordan	1978	14
7. Tommy Warren	1970	11
8. Harry Massey	1954	10
Clyde Walker	1975	10

**FLORIDA STATE'S SINGLE SEASON
PASS RECEIVING LEADERS**


Player	Year	Passes
1. Ron Sellers	1968	86
2. Ron Sellers	1967	70
3. Barry Smith	1972	69
4. Rhett Dawson	1971	62
5. Fred Biletnikoff	1964	57
6. Ron Sellers	1966	56
7. Rhett Dawson	1970	54
8. Gary Parris	1972	49
Jim Tyson	1969	49
10. Mike Shumann	1974	43
Jackie Flowers	1978	43

**FLORIDA STATE'S SINGLE SEASON
PASS RECEIVING YARDAGE LEADERS**

Player	Year	Yards
1. Ron Sellers	1968	1496
2. Barry Smith	1972	1243
3. Ron Sellers	1967	1228
4. Fred Biletnikoff	1964	987
5. Rhett Dawson	1970	946
6. Ron Sellers	1966	874
7. Rhett Dawson	1971	817
8. Jackie Flowers	1978	757
9. Mike Shumann	1975	730
10. Jim Tyson	1969	720
11. Mike Shumann	1977	701
12. Barry Smith	1971	692
13. Kurt Unglaub	1976	665
14. Gary Parris	1972	629
Roger Overby	1977	626

**FLORIDA STATE'S SINGLE SEASON
TOUCHDOWN RECEPTION LEADERS**

Player	Year	Passes
1. Barry Smith	1972	13
2. Ron Sellers	1968	12
3. Fred Biletnikoff	1964	11
4. Ron Sellers	1967	8
5. Rhett Dawson	1971	7
Kent Gaydos	1971	7
7. Barry Smith	1971	6
Barry Smith	1970	6
Tom Feamster	1954	6
Mike Shumann	1977	6
11. Mike Shumann	1975	5
Rhett Dawson	1970	5
Don Pederson	1969	5
Harry Bringger	1950	5
Bob Nellums	1956	5
Roger Overby	1977	5



BEST CAREER PERFORMANCES (Does Not Include Bowl Appearances)

FLORIDA STATE'S CAREER SCORING LEADERS

Player	Years	Points
1. Davy Cappelen	1976-	169
2. Barry Smith	1970-72	164
3. Grant Guthrie	1967-69	156 (162)
4. Ron Sellers	1966-68	138 (168)
5. Bill Moremen	1965-67	108
Larry Key	1974-77	108
7. Fred Biletnikoff	1962-64	104 (128)
8. Bobby Renn	1947-49	99
9. Ahmet Askin	1972-74	97
10. Mike Sellers	1950-51	96

FLORIDA STATE'S CAREER TOUCHDOWN LEADERS

Player	Years	Number
1. Barry Smith	1970-72	27
2. Ron Sellers	1966-68	23 (28)
3. Bill Moremen	1965-67	18
Larry Key	1974-77	18
5. Fred Biletnikoff	1962-64	17 (21)
6. Bobby Renn	1956-58	16
Mike Sellers	1950-51	16
8. Fred Pickard	1957-59	14
9. Wyatt Parrish	1947-49	13 (15)
10. Rhett Dawson	1969-71	12 (15)
Mark Lyles	1976-	12

FLORIDA STATE'S CAREER TOUCHDOWN PASS LEADERS

Player	Years	Passes
1. Gary Huff	1970-72	52 (54)
2. Bill Cappleman	1967-69	39 (42)
3. Steve Tensi	1962-64	28 (33)
4. Jimmy Jordan	1976-	26
5. Kim Hammond	1965-67	19 (22)
6. Nelson Italiano	1950-51	17
Wally Woodham	1975-	17

FLORIDA STATE'S CAREER RECEIVING LEADERS

Player	Years	Receptions
1. Ron Sellers	1966-68	212 (240)
2. Mike Shumann	1973-77	135
3. Rhett Dawson	1969-71	128 (136)
4. Barry Smith	1970-72	119 (127)
5. Fred Biletnikoff	1962-64	87 (100)
6. Jim Tyson	1968-70	80 (81)
7. Kent Gaydos	1969-71	73
8. Ed Beckman	1973-76	70
9. Jackie Flowers	1976-	65

FLORIDA STATE'S CAREER TOUCHDOWN RECEPTION LEADERS

Player	Years	Receptions
1. Barry Smith	1970-72	25 (25)
2. Ron Sellers	1966-68	23 (28)

3. Fred Biletnikoff	1962-64	16 (20)
Mike Shumann	1973-77	16
5. Rhett Dawson	1969-71	12 (15)
Kent Gaydos	1969-71	12
7. Jim Tyson	1968-70	10
8. Ron Schomburger	1954-57	8
Kurt Unglaub	1976-	8
Jackie Flowers	1976-	8

FLORIDA STATE'S CAREER PASS ATTEMPT LEADERS

Player	Years	Attempts
1. Gary Huff	1970-72	796 (841)
2. Bill Cappleman	1967-69	598 (639)
3. Steve Tensi	1962-64	472 (508)
4. Jimmy Jordan	1976-	415
5. Gary Pajcic	1966-68	386 (405)
6. Kim Hammond	1965-67	351 (419)
7. Wally Woodham	1975-	324
8. Ed Pritchett	1963-65	314
9. Eddie Feely	1960-62	280

FLORIDA STATE'S CAREER COMPLETION LEADERS

Player	Years	Completions
1. Gary Huff	1970-72	436 (461)
2. Bill Cappleman	1967-69	328 (349)
3. Steve Tensi	1962-64	252 (275)
4. Jimmy Jordan	1976	211
5. Kim Hammond	1965-67	196 (242)
6. Gary Pajcic	1966-68	195 (203)
7. Wally Woodham	1975-	193
8. Eddie Feely	1960-62	160
9. Ed Pritchett	1963-65	148
10. Jimmy Black	1973-76	136

FLORIDA STATE'S CAREER YARDS PASSING LEADERS

Player	Years	Yards
1. Gary Huff	1970-72	6,378 (6,725)
2. Bill Cappleman	1967-69	4,914 (5,135)
3. Steve Tensi	1962-64	3,394 (3,697)
4. Jimmy Jordan	1976-	3,000
5. Kim Hammond	1965-67	2,777 (3,334)
6. Wally Woodham	1975-	2,610
7. Gary Pajcic	1966-68	2,451 (2,529)
8. Jimmy Black	1973-76	1,891

FLORIDA STATE'S CAREER TOTAL OFFENSE LEADERS

Player	Years	Yards
1. Gary Huff	1970-72	6,086 (6,394)
2. Bill Cappleman	1967-69	4,509 (4,713)
3. Steve Tensi	1962-64	3,306 (3,609)
4. Larry Key	1974-77	2,953
5. Kim Hammond	1965-67	2,897 (3,451)
6. Jimmy Jordan	1976-	2,786
7. Gary Pajcic	1966-68	2,677 (2,732)
8. Wally Woodham	1975-	2,594
9. Jimmy Black	1973-76	2,373
10. Eddie Feely	1960-62	2,346

FLORIDA STATE'S CAREER YARDS RUSHING (ATTEMPTS)

Player	LEADERS		
	Years	Yards	(Attempts)
1. Larry Key	1974-77	2,953	625
2. Tom Bailey	1968-70	1,714 (1,791)	383
3. Hodges Mitchell	1972-73	1,613	363
4. Fred Pickard	1957-59	1,536 (1,580)	339
5. Bobby Renn	1956-58	1,455 (1,468)	268
6. Lee Corso	1953-56	1,267 (1,317)	326
7. Mark Lyles	1976-	1,207	290
8. Bill Moremen	1965-67	1,157	266
9. Phil Spooner	1962-65	1,053 (1,178)	261
10. Buddy Strauss	1948-49	1,038 (1,170)	233

FLORIDA STATE'S CAREER YARDS RECEIVING LEADERS

Player	Years	Yards
1. Ron Sellers	1966-68	3,598 (3,979)
2. Barry Smith	1970-72	2,392 (2,535)
3. Mike Shumann	1973-77	2,326
4. Rhett Dawson	1969-71	1,915 (2,023)
5. Fred Biletnikoff	1962-64	1,763 (1,955)
6. Jim Tyson	1968-70	1,204 (1,235)
7. Kent Gaydos	1969-71	1,124 (1,225)
8. Kurt Unglaub	1976-	1,110
9. Jackie Flowers	1976-	1,108
10. Joe Goldsmith	1970-74	958

**Numbers in parenthesis represent individual player totals including bowl game participation. Please note however that Florida State University records and NCAA records are based on regular season performances only.

TEAM SINGLE GAME RECORDS

Most Points Scored—74, vs. Whiting Field, 1949

Greatest Margin of Victory—74, vs. Whiting Field (74-0), 1949

Greatest Margin of Defeat—49, vs. Georgia (0-49), 1959; vs. Florida (0-49), 1973

Total Offense—626, vs. Memphis State (508 passing, 118 rushing), 1969

Total Yards Passing—508, vs. Memphis State, 1969

Total Yards Rushing—383, vs. Abilene Christian, 1957

Passes Attempted—56, vs. Virginia Tech, 1966

Passes Completed—38, vs. Penn State (Gator Bowl), 1967

Most Fumbles—10, vs. Wichita State, 1969

Most Fumbles Lost—7 (of 10), vs. Wichita State, 1969

Most Passes Had Intercepted—6, vs. Virginia Tech, 1968

Most Fumbles Recovered—10 (of 17), vs. Wichita State, 1969

Most Passes Had Intercepted—6, vs. Virginia Tech, 1968

Most Fumbles Recovered—10 (of 17), vs. Wichita State, 1969

Most Passes Intercepted—7, vs. Virginia Tech, 1959

Most Punts—11, vs. Baylor, 1965

Most Field Goals—4, vs. Wake Forest, 1970

Most Kickoff Return Yardage—205 (5 returns), vs. Virginia Tech, 1974

TEAM SEASON FOOTBALL RECORDS

POINTS SCORED

312 in 1978
287 in 1972
281 in 1968
274 in 1977
271 in 1971
259 in 1954
254 in 1970

MOST TOUCHDOWNS SCORED

42 in 1978
39 in 1972
39 in 1954
37 in 1968
34 in 1977
34 in 1966
33 in 1971

MOST TDs RUSHING

21 in 1966
20 in 1950
19 in 1953
18 in 1951
18 in 1978

MOST TDs PASSING

29 in 1968
28 in 1972
23 in 1971
23 in 1978
19 in 1954
18 in 1967
18 in 1977

XP RUN-PASS MADE

5 in 1958 (of 8)
5 in 1959 (of 14)
4 in 1975 (of 5)
3 in 1960 (of 7)

XP RUN-PASS ATTEMPTED

14 in 1959
8 in 1958
7 in 1960
6 in 1970
6 in 1972

MOST FIRST DOWNS MADE

233 in 1968
232 in 1978
224 in 1977
211 in 1972
208 in 1975
202 in 1971
201 in 1976

MOST FIELD GOALS MADE

14 in 1970
13 in 1977
13 in 1971
12 in 1969
9 in 1967
9 in 1964
8 in 1976

MOST FIELD GOALS ATTEMPTED

25 in 1970
24 in 1971
23 in 1977
21 in 1969
18 in 1972
18 in 1968

XP KICKS MADE

39 in 1978
31 in 1968 (of 32)
30 in 1971 (of 31)
30 in 1972 (of 33)
27 in 1977
26 in 1967 (of 27)

XP KICKS ATTEMPTED

40 in 1978
36 in 1954
33 in 1972
33 in 1950
32 in 1968

TOTAL PLAYS

845 in 1978
814 in 1952
810 in 1972
792 in 1968
787 in 1970
785 in 1977

MOST YARDS RUSHING

2194 in 1949
2142 in 1953
1826 in 1976
1807 in 1950
1803 in 1975
1773 in 1958
1773 in 1978

MOST YARDS RUSH PER GAME

225.9 in 1950
219.4 in 1949
214.2 in 1953
210.3 in 1948
205.0 in 1951

FIRST DOWNS RUSHING

107 in 1975
 106 in 1958
 105 in 1956
 105 in 1953
 99 in 1976
 96 in 1978
 93 in 1957

FIRST DOWNS PASSING

129 in 1972
 128 in 1978
 127 in 1968
 120 in 1977
 117 in 1971
 112 in 1970
 112 in 1966

FIRST DOWN PENALTY

20 in 1975
 20 in 1973
 17 in 1966
 15 in 1968
 15 in 1976

TOTAL OFFENSE

4522 in 1978
 4474 in 1972
 4328 in 1968
 4217 in 1970
 4103 in 1977
 4055 in 1971

**TOTAL OFFENSE
PER GAME**

432.8 in 1968
 411.1 in 1978
 406.7 in 1972
 383.4 in 1970
 378.6 in 1967

MOST PASS COMPLETIONS

209 in 1972
 206 in 1978
 195 in 1968
 191 in 1969
 190 in 1967

**HIGHEST COMPLETION
PERCENT**

59.0 in 1964
 55.8 in 1978
 55.5 in 1976
 55.0 in 1971
 54.8 in 1968
 54.5 in 1977
 54.3 in 1956

MOST TIMES INTERCEPTED

23 in 1972
 21 in 1973
 21 in 1967
 21 in 1954

MOST RUSH PLAYS

519 in 1975
 507 in 1953
 488 in 1976
 476 in 1978
 466 in 1952
 462 in 1977
 454 in 1961

RUSH YARDS PER PLAY

4.95 in 1949
 4.34 in 1968
 4.30 in 1950
 4.28 in 1950
 4.23 in 1953

MOST YARDS PASSING

2974 in 1972
 2844 in 1968
 2838 in 1970
 2750 in 1971
 2749 in 1978

**MOST YARDS PASS
PER GAME**

284.4 in 1968
 270.4 in 1972
 258.4 in 1967
 258.0 in 1970
 255.0 in 1969

MOST PASS ATTEMPTS

389 in 1972
 369 in 1978
 356 in 1969
 356 in 1968
 352 in 1967

HIGHEST PUNT AVERAGE

40.6 in 1970
 40.0 in 1978
 39.6 in 1965
 39.5 in 1976
 38.2 in 1973
 38.1 in 1967
 38.1 in 1977

MOST PUNTS

81 in 1973
 63 in 1970
 61 in 1974
 61 in 1965
 59 in 3 years

**MOST PASSES
INTERCEPTED BY**

25 in 1968
 24 in 1949
 22 in 1972
 21 in 1948
 20 in 1969

BEST PERFORMANCES BY OPPONENT

INDIVIDUAL

- Most Yards Rushing**—204, Jimmy DuBose, Florida, 1975
Most Times Carried—34, Robert Newhouse, Houston, 1971
Most Yards Passing—324, Tommy Suggs, South Carolina, 1968
Most Passes Attempted—48, Doug Kendrick, Clemson, 1970
Most Passes Completed—25, Doug Kendrick, Clemson, 1970
Most Passes Caught—12, Larry Gilbert, Texas Tech, 1966
Most Yards Pass Receiving—175, Mardye McDole, Mississippi State, 1978
Most Total Offense—370, Tommy Suggs, South Carolina (46 rushing, 324 passing), 1968
Longest Touchdown Run From Scrimmage—88, Mike Veacchio, Miami, 1951; Ken Edwards, Virginia Tech, 1968
Longest Punt Return—86, Daryl Cox, Kentucky, 1961 (TD)
Longest Interception Return—70, Alex Webster, North Carolina State, 1952
Longest Kickoff Return—92, Warren McVea, Houston, 1965
Longest Pass Play—95, from Ronnie Fletcher to Ben Hart, Oklahoma (Gator Bowl), 1965
Longest Punt—77, Jim Walton, Boston College, 1976; Rob Rajsich, Miami, 1978
Longest Field Goal—61, Wayne Latimer, Virginia Tech, 1975

TEAM

- Passes Attempted**—48, Clemson, 1970
Passes Completed—26, San Diego State, 1973
Pass Yardage—378, Mississippi State, 1978
Rushing Yardage—466, Houston, 1974
Total Offense—596, Mississippi State, 1978
Rushing Attempts—80, Houston, 1974
Points Scored—57, Auburn, 1960
Most Fumbles—17, Wichita State, 1969
Most Fumbles Lost—10 (of 17), Wichita State, 1969



LONGEST PLAYS

FLORIDA STATE'S LONGEST TOUCHDOWN RUNS FROM SCRIMMAGE

1. 97 yards by Larry Key vs. Virginia Tech, 1976
2. 81 yards by Fred Pickard vs. Virginia Tech, 1957
3. 80 yards by Phil Spooner vs. Houston, 1965
4. 78 yards by Buck Metts vs. Stetson, 1964
5. 74 yards by Bobby McKinnon vs. Memphis State, 1973
6. 68 yards by Bobby Fiveash vs. Tampa, 1958
7. 66 yards by Dave Snyder vs. Furman, 1963

FLORIDA STATE'S LONGEST RUNS FROM SCRIMMAGE WITHOUT SCORING

1. 76 yards by Roy Thompson vs. Stetson, 1951
2. 65 yards by Wayne Giardino vs. Oklahoma (Gator Bowl), 1965
3. 64 yards by Nelson Italiano vs. Troy State, 1951
4. 60 yards by Jim Mankins vs. Texas Tech, 1966
- 60 yards by Nelson Italiano vs. Tampa, 1950
- 60 yards by Lee Corso vs. N.C. State, 1956

FLORIDA STATE'S LONGEST TOUCHDOWN PLAYS

1. 100 yards by Leon Bright vs. Virginia Tech, 1974 (KO return)
- 100 yards by Bill Moremen and T.K. Wetherell vs. Kentucky, 1965 (lateral on KO return)
3. 99 yards by Ted Hewitt vs. Stetson, 1948, (pass interception return)
- 99 yards by Fred Biletnikoff vs. Miami, 1963 (pass interception return)
5. 97 yard run by Larry Key vs. Virginia Tech, 1976
6. 96 yard pass from Jimmy Jordan to Kurt Unglaub vs. Virginia Tech, 1976
- 96 yards by David Snell vs. Virginia Tech, 1970 (KO return)
8. 95 yard pass from Jimmy Black to Rudy Thomas vs. Southern Mississippi, 1976
9. 94 yards by Bill Moremen and T.K. Wetherell vs. Miami, 1966, (lateral on KO return)
10. 93 yards by Eddie McMillan vs. Memphis State, 1970 (KO return)
- 93 yards by Larry Key vs. Texas Tech, Tangerine Bowl, 1977 (KO return)
12. 92 yards by Phil Abraira vs. North Carolina State, 1969 (punt return)
13. 91 yard pass from Jimmy Black to Kurt Unglaub vs. North Texas State, 1976
14. 90 yards by Eddie McMillan vs. Miami, 1971 (KO return)



Key



Jordan



Unglaub

FLORIDA STATE'S LONGEST TOUCHDOWN PASSES

1. 96 yards from Jimmy Jordan to Kurt Unglaub vs. Virginia Tech, 1976
2. 95 yards from Jimmy Black to Rudy Thomas vs. Southern Mississippi, 1976
3. 91 yards from Jimmy Black to Kurt Unglaub vs. North Texas State, 1976
4. 88 yards from Gary Huff to Barry Smith vs. Kansas, 1971
5. 86 yards from Gary Pajcic to Ron Sellers vs. Wake Forest, 1966
6. 82 yards from Gary Pajcic to Ron Sellers vs. Maryland, 1968
7. 80 yards from Bill Cappleman to Don Pederson vs. Memphis State, 1969
80 yards from Nelson Italiano to Eddie Gray vs. Newberry, 1950
9. 78 yards from Clyde Walker to Mike Shumann vs. Iowa State, 1975
10. 75 yards from Jimmy Black to Mike Barnes vs. Virginia Tech, 1976

FLORIDA STATE'S LONGEST PUNT RETURN

1. 92 yards by Phil Abaira vs. North Carolina State, 1969 (TD)
2. 80 yards by Robert Jackson vs. Virginia Tech, 1974 (TD)
80 yards by Bill Odom vs. Stetson, 1954 (TD)
4. 75 yards by Walt Sumner vs. Alabama, 1967 (TD)
75 yards by Ralph Claudron vs. Whiting Field, 1949 (TD)
6. 71 yards by David Snell vs. Louisville, 1970 (TD)
7. 70 yards by Bill Campbell vs. Wake Forest, 1965 (TD)
8. 60 yards by Lee Corso vs. North Carolina State, 1956
9. 58 yards by Tommy Brown vs. Jacksonville Navy, 1951

FLORIDA STATE'S LONGEST KICKOFF RETURN

1. 100 yards by Leon Bright vs. Virginia Tech, 1974 (TD)
100 yards by Bill Moremen and T.K. Wetherell vs. Kentucky, 1965, (TD, lateral)
3. 96 yards by David Snell vs. Virginia Tech, 1970 (TD)
4. 94 yards by Bill Moremen and T.K. Wetherell vs. Miami, 1966 (TD, lateral)
5. 93 yards by Eddie McMillan vs. Memphis State, 1970 (TD)
93 yards by Larry Key vs. Texas Tech, Tangerine Bowl, 1977
7. 90 yards by Eddie McMillan vs. Miami, 1971 (TD)
8. 89 yards by Bill Odom vs. Virginia Tech, 1955 (TD)
9. 84 yards by Fred Pickard vs. Tampa, 1958
10. 72 yards by Bobby Renn vs. Florida, 1958
11. 68 yards by Jim Heggins vs. Miami, 1974

FLORIDA STATE'S LONGEST INTERCEPTION RETURN

1. 99 yards by Ted Hewitt vs. Stetson, 1958 (TD)
99 yards by Fred Biletnikoff vs. Miami, 1963 (TD)
3. 86 yards by Tom Hillabrand vs. Auburn, 1960 (TD)
4. 81 yards by Bud Whitehead vs. Wake Forest, 1959 (TD)
5. 74 yards by Dale McCullers vs. Houston, 1967
6. 69 yards by Howard Ehler vs. Oklahoma (Gator Bowl, 1965) (TD)
7. 66 yards by Bill Dawkins vs. Wofford (Cigar Bowl), 1949

GAME BY GAME, 1947 THROUGH 1978



COACH ED WILLIAMSON

1947-(0-5)	FSU	FOE
Stetson(H)	6	14
Cumberland (A)	0	6
Tennessee Tech (H)	6	27
Troy State (H)	6	36
Jacksonville State (H)	0	7
	18	90



COACH DON VELLER

1948-(7-1)	FSU	FOE
Cumberland (H)	30	0
Erskine (A)	6	14
Millsaps (A)	7	6
Stetson (A)	18	7
Mississippi College (H) ..	26	6
Livingston State (H)	12	6
Troy State (A)	20	13
Tampa (H)**	33	12
	152	64

1949-(9-1)	FSU	FOE
Whiting Field (H)	74	0
Mississippi College (A) ...	33	12
Erskine (H)	26	7
Sewanee (A)	6	0
Stetson (H)	33	14
Livingston State (A)	6	13
Millsaps (H)**	40	0
Tampa (A)	34	7
Troy State (H)	20	0

CIGAR BOWL

Wofford (N)	19	6
	291	59

1950-(8-0)	FSU	FOE
Troy State (A)	26	7
Randolph Macon (H)	40	7
Howard (H)	20	6
Newberry (A)	24	0
Sewanee (H)**	14	8
Stetson (A)	27	7
Mississippi College (H) ..	33	0
Tampa (H)	35	19
	219	54

1951-(6-2)	FSU	FOE
Troy State (H)	40	0
Miami (Fla.) (A)	13	35
Delta State (H)	34	0
Sul Ross State (H)	35	13
Stetson (H)**	13	10
Jacksonville Navy (A)	39	0
Wofford (H)	14	0
Tampa (H)	6	14
	194	72

1952-(1-8-1)	FSU	FOE
Louisiana Tech (H)	13	32
Louisville (H)	14	41
VMI (H)	7	28
N. Carolina State (A)	7	13
Stetson (N)	6	6
Mississippi So. (H)	21	50
Furman (H)**	0	9
Georgia Tech (A)	0	30
Wofford (A)	27	13
Tampa (H)	6	39
	101	261



COACH TOM NUGENT

1953-(5-5)		FSU	FOE
Miami (Fla.) (A)	0	27	
Louisville (H)	59	0	
Abilene Christian (H)	7	20	
Louisiana Tech (A)	21	32	
VMI (H)	12	7	
Mississippi So. (A)	0	21	
Furman (H)	7	14	
Stetson (H)**	13	6	
N. Carolina State (H)	23	13	
Tampa (A)	41	6	
	183	146	

1954-(8-4)		FSU	FOE
Georgia (H)	0	14	
Abilene Christian (H)	0	13	
Louisville (A)	47	6	
Villanova (H)	52	13	
N. Carolina State (A)	13	7	
Auburn (A)	0	33	
VMI (A)	33	19	
Furman (H)**	33	14	
Stetson (A)	47	6	
Mississippi So. (H)	19	18	
Tampa (A)	13	0	

SUN BOWL

Texas Western (A)	20	47
	277	190

1955-(5-5)		FSU	FOE
N. Carolina State (H)	7	0	
Miami (Fla.) (A)	0	34	
Virginia Tech (H)	20	24	
Georgia (H)	14	47	
Georgia Tech (A)	0	34	
Villanova (H)	16	13	
Furman (A)	19	6	
Citadel (H)**	39	0	
Mississippi So. (A)	6	21	
Tampa (A)	26	7	
	147	186	

1956-(5-4-1)		FSU	FOE
Ohio University (H)	47	7	
Georgia (A)	0	3	
Virginia Tech (H)	7	20	
N. Carolina State (A)	14	0	
Wake Forest (H)**	14	14	
Villanova (A)	20	13	
Miami (Fla.) (A)	7	20	
Furman (H)	42	7	
Mississippi So. (H)	20	19	
Auburn (A)	7	13	
	178	116	

1957-(4-6)		FSU	FOE
Furman (H)	27	7	
Boston College (A)	7	20	
Villanova (A)	7	21	
N. Carolina State (H)	0	7	
Abilene Christian (H)	34	7	
Virginia Tech (H)**	20	7	
Miami (Fla.) (H)	13	40	
Mississippi So. (A)	0	20	
Auburn (H)	7	29	
Tampa (A)	21	7	
	136	165	

1958-(7-4)		FSU	FOE
Tennessee Tech (H)	22	7	
Furman (H)	42	6	
Georgia Tech (A)	3	17	
Wake Forest (H)	27	24	
Georgia (N)	13	28	
Virginia Tech (H)	28	0	
Tennessee (A)	10	0	
Tampa (H)**	43	0	
Miami (Fla.) (A)	17	6	
Florida (A)	7	21	

BLUEGRASS BOWL

Oklahoma State (N)	6	15
	218	124



COACH PERRY MOSS

1959-(4-6)	FSU	FOE
Wake Forest (H)	20	22
The Citadel (H)	47	6
Miami (Fla.) (H)	6	7
Virginia Tech (A)	7	6
Memphis State (A)	6	16
Richmond (A)	22	6
Georgia (A)	0	42
William & Mary (H)**	0	9
Florida (A)	8	18
Tampa (H)	33	0
	149	132



COACH BILL PETERSON

1960-(3-6-1)	FSU	FOE
Richmond (H)	28	0
Florida (A)	0	3
Wake Forest (H)	14	6
The Citadel (A)	0	0
Mississippi So. (A)	13	15
William & Mary (H)	22	0
Kentucky (H)**	0	23
Miami (Fla.) (A)	7	25
Houston (H)	6	7
Auburn (A)	21	57
	111	136

1961-(4-5-1)	FSU	FOE
Georgia Washington (A) ..	15	7
Florida (A)	3	3
Mississippi (A)	0	33
Georgia (H)	3	0
Richmond (H)	13	7
Virginia Tech (A)	7	10
Kentucky (A)	0	20
The Citadel (H)	44	8
Mississippi So. (H)**	0	12
Houston (A)	8	28
	93	128

1962-(4-3-3)	FSU	FOE
The Citadel (H)	49	0
Kentucky (A)	0	0

Furman (H)	42	0
Miami (Fla.) (A)	6	7
Georgia (A)	18	0
VPI (H)	20	7
Houston (H)**	0	7
Georgia Tech (A)	14	14
Florida (A)	7	20
Auburn (A)	14	14
	170	69

1963-(4-5-1)	FSU	FOE
Miami (Fla.) (A)	24	0
Texas Christian (H)	0	13
Wake Forest (H)	35	0
So. Mississippi (A)	0	0
Virginia Tech (H)	23	31
Furman (H)	49	6
Georgia Tech (A)	7	15
N. Carolina State (H)** ..	14	0
Auburn (A)	15	21
Florida (A)	0	7
	167	93

1964-(9-1-1)	FSU	FOE
Miami (Fla.) (A)	14	0
TCU (A)	10	0
New Mexico State (H)	36	0
Kentucky (H)**	48	6
Georgia (A)	17	14
Virginia Tech (A)	11	20
So. Mississippi (H)	34	0
Houston (A)	13	13
N. Carolina State (H)	28	6
Florida (H)	16	7

GATOR BOWL

Oklahoma (N)	36	19
	263	85

1965-(4-5-1)	FSU	FOE
TCU (A)	3	7
Baylor (H)	9	7
Kentucky (A)	24	26
Georgia (H)	10	3
Alabama (A)	0	21
VPI (H)	7	6
Wake Forest (H)**	35	0
N. Carolina State (A)	0	3
Houston (H)	16	16
Florida (A)	17	30
	121	119

1966-(6-5)	FSU	FOE
Houston (H)	13	21
Miami (Fla.) (A)	23	20
Florida (H)	19	22
Texas Tech (A)	42	33
Mississippi State (H)	10	0

VPI (A)	21	23
South Carolina (A)	32	10
Syracuse (A)	21	37
Wake Forest (H)**	28	0
Maryland (H)	45	21

SUN BOWL

Wyoming (N)	20	28
	274	215

1967-(7-2-2)	FSU	FOE
Houston (A)	13	33
Alabama (A)	37	37
N. Carolina State (H)	10	20
Texas A&M (A)	19	18
South Carolina (H)	17	0
Texas Tech (H)**	28	12
Mississippi State (H)	24	12
Memphis State (A)	26	7
Virginia Tech (H)	38	15
Florida (A)	21	16

GATOR BOWL

Penn State (N)	17	17
	250	187

1968-(8-3)	FSU	FOE
Maryland (A)	24	14
Florida (H)	3	9
Texas A&M (H)	20	14
Memphis State (H)	20	10
South Carolina (A)	35	28
Virginia Tech (H)	22	40
Mississippi State (A)	27	14
N. Carolina State (A)	48	7
Wake Forest (H)**	42	24
Houston (N)	40	20

PEACH BOWL

LSU (N)	27	31
	308	211

1969-(6-3-1)	FSU	FOE
Wichita State (H)	24	0
Miami (Fla.) (A)	16	14
Florida (A)	6	21
Tulsa (A)	38	20
Mississippi State (H)	20	17
South Carolina (H)**	34	9
Virginia Tech (A)	10	10
Memphis State (H)	26	28
N. Carolina State (H)	33	22
Houston (A)	13	41
	220	182

1970-(7-4)	FSU	FOE
Louisville (H)	9	7
Georgia Tech (A)	13	23
Wake Forest (H)	19	14
Florida (H)	27	38

Memphis State (A)	12	16
South Carolina (A)	21	13
Miami (Fla.) (A)	27	3
Clemson (H)	38	13
Virginia Tech (H)**	34	8
Kansas State (H)	33	7
Houston (N)	21	53
	254	195



COACH LARRY JONES

1971-(8-4)	FSU	FOE
So. Mississippi (N)	24	9
Miami (Fla.) (A)	20	17
Kansas (H)	30	7
Virginia Tech (A)	17	3
Mississippi State (H)**	27	9
Florida (A)	15	17
South Carolina (H)	49	18
Houston (A)	7	14
Georgia Tech (A)	6	12
Tulsa (H)	45	10
Pittsburgh (H)	31	13


FIESTA BOWL

Arizona State (A)	38	45
	309	174

1972-(7-4)	FSU	FOE
Pittsburgh (A)	19	7
Miami (Fla.) (A)	37	14
Virginia Tech (H)	27	15
Kansas (A)	44	22
Florida (H)	13	42
Mississippi State (N)	25	21
Colorado State (H)**	37	0
Auburn (A)	14	27
Houston (H)	27	31
Tulsa (H)	23	21
South Carolina (A)	21	24
	287	224

1973-(0-11)	FSU	FOE
Wake Forest (A)	7	9
Kansas (H)	0	28

Miami (Fla.) (H)	10	14
Baylor (A)	14	21
Mississippi State (H)	12	37
Memphis State (H)**	10	13
San Diego State (A)	17	38
Houston (A)	3	34
Virginia Tech (A)	13	36
South Carolina (H)	12	52
Florida (A)	0	49
	98	331



COACH DARRELL MUDRA

1974-(1-10)	FSU	FOE
Pittsburgh (H)	6	9
Colorado State (H)	7	14
Kansas (A)	9	40
Baylor (H)	7	21
Alabama (A)	7	8
Florida (H)	14	24
Auburn (A)	6	38
Memphis State (A)	14	42
Miami (Fla.) (A)	21	14
Virginia Tech (H)**	21	56
Houston (H)	8	23
	120	289
1975-(3-8)	FSU	FOE
Texas Tech (A)	20	31
Utah State (H)	17	8
Iowa State (H)	6	10
Georgia Tech (A)	0	30
Virginia Tech (A)	10	13
Florida (A)	8	34
Auburn (H)	14	17
Clemson (A)	43	7
Memphis State (H)	14	17
Miami (Fla.) (H)**	22	24
Houston (A)	33	22
	187	213

** Homecoming



COACH BOBBY BOWDEN

1976-(5-6)	FSU	FOE
Memphis State (A)	12	21
Miami (Fla.) (A)	0	47
Oklahoma (A)	9	24
Kansas State (H)	20	10
Boston College (A)	28	9
Florida (H)	26	33
Auburn (A)	19	31
Clemson (H)	12	15
So. Mississippi (H)**	30	27
N. Texas State (A)	21	20
Virginia Tech (H)	28	21
	205	258
1977-(10-2)	FSU	FOE
So. Mississippi (A)	23	6
Kansas State (A)	18	10
Miami (Fla.) (H)	17	23
Oklahoma State (A)	25	17
Cincinnati (H)	14	0
Auburn (H)	24	3
N. Texas State (H)**	35	14
Virginia Tech (A)	23	21
Memphis State (H)	30	9
San Diego State (A)	16	41
Florida (A)	37	9
TANGERINE BOWL		
Texas Tech (N)	40	17
	314	170
1978-(8-3)	FSU	FOE
Syracuse (A)	28	0
Oklahoma State (H)	38	20
Miami (A)	31	21
Houston (H)	21	27
Cincinnati (H)	26	21
Mississippi St. (A)	27	55
Pittsburgh (A)	3	7
So. Mississippi (A)	38	16
Virginia Tech (H)	24	14
Navy (H)**	38	6
Florida (H)	38	21

COACHES' CUMULATIVE RECORDS

Name	Tenure	Years	W-L-T	Pct.	FSU Pts	OPP Pts
Ed Williamson	1947	1	0- 5- 0	.000	18	90
Don Veller	1948-52	5	31-12- 1	.716	938	504
Tom Nugent	1953-58	6	34-28- 1	.548	1123	865
Perry Moss	1959	1	4- 6- 0	.400	149	132
Bill Peterson	1960-70	11	62-42-11	.587	2234	1602
Larry Jones	1971-73	3	15-19- 0	.441	407	505
Darrell Mudra	1974-75	2	4-18- 0	.091	317	502
Bobby Bowden	1976-	3	23-11- 0	.676	831	636

DOAK S. CAMPBELL STADIUM'S TOP 20 CROWDS

	Attendance	Year	Opponent	FSU-OPP
1.	48,432	1978	Florida	38-21
2.	46,790	1966	Florida	19-22
3.	45,795	1978	Navy	38-6
4.	45,256	1968	Florida	3-9
5.	43,758	1972	Florida	13-42
6.	43,000	1964	Florida	16-7
7.	42,803	1976	Florida	26-33
8.	42,704	1970	Florida	27-38
9.	42,464	1977	Auburn	24-3
10.	42,451	1974	Florida	14-24
11.	41,142	1978	Houston	21-27
12.	40,597	1977	North Texas	35-14
13.	40,338	1978	Oklahoma State	38-20
14.	40,127	1977	Memphis State	30-9
15.	40,112	1965	Georgia	10-3
16.	40,060	1977	Miami	17-23
17.	39,599	1978	Cincinnati	26-21
18.	39,344	1975	Auburn	14-17
19.	38,654	1978	Virginia Tech	24-14
20.	35,519	1969	South Carolina	34-9



RECORD AGAINST ALL OPPONENTS

Team	First Meeting	Last Meeting			FSU		
		Date	Site	Score	Won	Lost	Tied
Abilene Christian	1953	1957	H	34-7	1	2	0
Alabama	1965	1974	H	7-8	0	2	1
Arizona State*	1971	1971	A	38-45	0	1	0
Auburn	1954	1977	H	24-3	1	9	1
Baylor	1965	1974	H	17-21	1	2	1
Boston College	1957	1976	A	28-9	1	1	0
Cincinnati	1977	1978	H	26-21	2	0	0
Citadel, The	1955	1962	H	49-0	4	0	1
Clemson	1970	1976	H	12-15	2	1	0
Colorado State	1972	1974	H	7-14	1	1	0
Cumberland	1947	1948	H	30-0	1	1	0
Delta State	1951	1951	H	34-0	1	0	0
Erskine	1948	1949	H	26-7	1	1	0
Florida	1958	1978	H	38-21	4	16	1
Furman	1952	1963	H	49-6	7	2	0
George Washington	1961	1961	H	15-7	1	0	0
Georgia	1954	1965	H	10-3	4	5	0
Georgia Tech	1952	1975	A	0-30	0	7	1
Houston	1960	1978	H	21-27	2	12	2
Howard	1950	1950	H	20-6	1	0	0
Iowa State	1975	1975	H	6-10	0	1	0
Jacksonville State (Ala.)	1947	1947	H	0-7	0	1	0
Jacksonville Navy	1951	1951	A	39-0	1	0	0
Kansas	1971	1974	A	9-40	2	2	0
Kansas State	1970	1977	A	18-10	3	0	0
Kentucky	1960	1965	A	24-26	1	3	1
Livingston State	1948	1949	A	6-13	1	1	0
Louisiana State*	1968	1968	N	27-31	0	1	0
Louisiana Tech	1952	1953	A	21-32	0	2	0
Louisville	1952	1970	H	9-7	3	1	0
Maryland	1966	1968	A	24-14	2	0	0
Memphis State	1959	1977	H	30-9	3	7	0
Miami	1951	1978	A	31-21	10	12	0
Millsaps	1948	1949	H	40-0	2	0	0
Mississippi	1961	1961	A	0-33	0	1	0
Mississippi College	1948	1950	H	33-0	3	0	0
Mississippi State	1966	1973	H	12-37	6	1	0
Navy	1978	1978					
Newberry	1950	1950	A	24-0	1	0	0
New Mexico State	1964	1964	H	36-0	1	0	0
North Carolina State	1952	1969	H	33-22	8	4	0
North Texas State	1976	1977	H	35-14	2	0	0
Ohio	1956	1956	H	47-7	1	0	0
Oklahoma*	1965	1976	N	9-24	1	1	0
Oklahoma State*	1958	1978	H	38-20	2	1	0
Penn State*	1968	1968	N	17-17	0	0	1
Pittsburgh	1971	1978	A	3-7	2	2	0
Randolph Macon	1950	1950	H	40-7	1	0	0
Richmond	1959	1961	H	13-7	3	0	0
San Diego State	1973	1977	A	16-41	0	2	0
Sewanee	1949	1950	H	14-8	2	0	0
South Carolina	1966	1973	H	12-52	6	2	0

Southern Mississippi	1952	1978	A	38-15	7	6	1
Stetson	1947	1954	A	47-6	6	1	1
Sul Ross State	1951	1951	H	35-12	1	0	0
Syracuse	1966	1978	A	28- 0	1	1	0
Tampa	1948	1959	A	33-0	9	2	0
Tennessee	1958	1958	A	10-0	1	0	0
Tennessee Tech	1947	1958	H	22-7	1	1	0
Texas A&M	1967	1968	H	20-14	2	0	0
Texas Christian	1963	1965	A	3-7	1	2	0
Texas Tech*	1966	1977	N	40-16	3	1	0
Texas Western*	1954	1954	N	20-47	0	1	0
Troy State	1947	1951	H	40-0	4	1	0
Tulsa	1969	1972	H	23-21	3	0	0
Utah State	1975	1975	H	17-8	1	0	0
Virginia Military	1952	1954	A	33-19	2	1	0
Villanova	1954	1957	A	7-21	3	1	0
Virginia Tech	1955	1978	H	24-14	12	10	1
Wake Forest	1956	1973	A	7-9	7	2	1
Whiting Field	1949	1949	H	74-0	1	0	0
Wichita State	1969	1969	H	24-0	1	0	0
William & Mary	1959	1960	H	22-0	1	1	0
Wofford*	1949	1952	A	27-13	3	0	0
Wyoming*	1966	1966	N	20-28	0	1	0

*Includes Bowl Games

Homecoming Games (22 Wins, 8 Losses, 1 Tie)

	FSU	Opp		FSU	Opp
1948—Tampa	33	12	1964—Kentucky	48	6
1949—Millsapa	40	0	1965—Wake Forest	35	0
1950—Sewanee	14	8	1966—Wake Forest	28	0
1951—Stetson	13	10	1967—Texas Tech	28	12
1952—Furman	0	9	1968—Wake Forest	42	24
1953—Stetson	13	6	1969—South Carolina	34	9
1954—Furman	33	14	1970—Virginia Tech	34	8
1955—Citadel	39	0	1971—Mississippi State	27	9
1956—Wake Forest	14	14	1972—Colorado State	33	0
1957—Virginia Tech	20	7	1973—Memphis State	10	13
1958—Tampa	43	0	1974—Virginia Tech	21	56
1959—William & Mary	0	9	1975—Miami	22	24
1960—Kentucky	0	23	1976—So. Mississippi	30	27
1961—Mississippi So.	0	12	1977—N. Texas State	35	14
1962—Houston	0	7	1978—Navy	38	6
1963—N.C. State	14	0			

COACHES AND CAPTAINS

Year	Coach	Captains	W	L	T	FSU Pts	OPP Pts
1947	Ed Williamson	Jack McMillan Phil Rountree	0	5	0	18	90
1948	Don Veller	Game Captains	7	1	0	152	64
1949*	Don Veller	Hugh Adams	9	1	0	291	59
1950	Don Veller	Duke Maltby	8	0	0	219	54
1951	Don Veller	Bill Dawkins	6	2	0	194	72
1952	Don Veller	Curtis Campbell Vic Szczepanik	1	8	1	101	261
1953	Tom Nugent	Game Captains	5	5	0	183	146
1954*	Tom Nugent	Game Captains	8	4	0	277	190
1955	Tom Nugent	Bob Crenshaw Don Powell	5	5	0	147	186
1956	Tom Nugent	Joe Holt Buck Metz	5	4	1	178	116
1957	Tom Nugent	Ron Schomburger	4	6	0	136	165
1958*	Tom Nugent	Vic Prinzi Bobby Renn	7	4	0	218	124
1959	Perry Moss	John Spivey Al Ulmer	4	6	0	149	132
1960	Bill Peterson	Tony Romeo	3	6	1	111	136
1961	Bill Peterson	Steve Klesius	4	5	1	93	128
1962	Bill Peterson	Gene McDowell	4	3	3	170	69
1963	Bill Peterson	Charlie Calhoun Chuck Robinson	4	5	1	167	93
1964*	Bill Peterson	Bill Dawson Fred Biletnikoff	9	1	1	263	85
1965	Bill Peterson	George D'Alessandro Bill McDowell Max Wettstein	4	5	1	121	119
1966*	Bill Peterson	Game Captains	6	5	0	274	215
1967*	Bill Peterson	Game Captains	7	2	2	250	187
1968*	Bill Peterson	Game Captains	8	3	0	308	211
1969	Bill Peterson	Game Captains	6	3	1	220	182
1970	Bill Peterson	Game Captains	7	4	0	254	195
1971*	Larry Jones	Rhett Dawson John Lanahan	8	4	0	309	174
1972	Larry Jones	Gary Huff Larry Strickland	7	4	0	287	224
1973	Larry Jones	Jim Malkiewicz Don Sparkman	0	11	0	98	331
1974	Darrell Mudra	Joe Goldsmith Bert Cooper	1	10	0	130	289
1975	Darrell Mudra	Greg Johnson Jeff Gardner	3	8	0	187	213
1976	Bobby Bowden	Jimmy Black, Jeff Leggett Joe Camps, Rudy Thomas	5	6	0	205	258
1977*	Bobby Bowden	Aaron Carter Bill Duley	10	2	0	314	170
	*Bowl Game Included	Larry Key Tom Rushing Nat Terry					
1978	Bobby Bowden	Nate Henderson Willie Jones Ivory Joe Hunter	8	3	0	312	208

BOWL GAMES IN REVIEW

1950 CIGAR BOWL FLORIDA STATE 19, WOFFORD 6

TAMPA, Fla. (Jan. 2, 1950)—Red Parrish scored twice and Buddy Strauss rushed for 132 yards to give underdog Florida State a 19-6 win over Wofford in the Cigar Bowl football game.

The victory was a come-from-behind effort by the Seminoles as the Terriers scored only moments into the contest to make the score 6-0. That touchdown came when Wofford defenders blocked a Bo Manuel punt and recovered it in the end zone. The extra point attempt was no good.

For the balance of the first quarter, Florida State mounted several drives that stalled around midfield while Wofford netted virtually nothing offensively. Early in the second period, however, Wofford had its first real threat. It died on the Seminoles' 16-yard-line when Bill Dawkins intercepted a pass and returned it to the Terrier 20. Shortly after, Parrish bolted to the tribe's initial touchdown that tied the score at 6-6.

Late in the half the Seminoles got cranked up again. Strauss busted up the middle for a 15-yard gain and an interference penalty pushed Florida State into Wofford territory. On the next play Parrish lofted a lefthanded halfback pass to Norman Eubanks who made a spectacular catch between two defenders at the Terrier two-yard line. On the last play of the half Strauss busted into the end zone and Jerry Morrical's extra point sent the Seminoles to the locker room with a 13-6 lead.

The third period was a dogged defensive battle with no serious scoring threats. But in the final period FSU pinned Wofford deep in its own territory with a 63-yard Manuel punt. After the Terriers fumbled on their own eight, the Seminoles were unable to cash in as Parrish came up a foot short on fourth down.

Unable to move the ball out of the deep hole, Wofford was forced to punt giving the Seminoles excellent field position with only minutes remaining. This time Don Veller's team wasted no time cashing in. With only seconds showing on the clock, Parrish sliced in from the five and Florida State had a 19-6 upset victory.

1955 SUN BOWL TEXAS WESTERN 47, FLORIDA STATE 20

EL PASO, Tex. (Jan. 1, 1955)—Florida State's defense collapsed in the second quarter allowing Texas Western to move well ahead and capture a 47-20 Sun Bowl victory.

With the score tied 7-7 at the end of the first period, the underdog Miners put together a magnificent 28-point quarter that buried the Seminoles on this steamy January afternoon. Texas Western quarterback John Griner ran the option to perfection in that second

quarter, and the Seminoles, fighting a blinding sun and the high altitude, just couldn't keep pace.

After leading 7-0 in the first four minutes of this 20th renewal of the Sun Bowl, the Seminoles allowed the aroused Miners to tie the score late in the period. On their first play of the second quarter, Florida State fumbled on its own 24 and Texas Western needed only two plays to grab its first lead of the day. That touchdown came on a nifty run by Miner ace Jesse Whittenton.

At that point the flood gates opened. Tom Nugent's Seminoles made three more costly mistakes in the quarter that led directly to Texas Western touchdowns and the homestanding Miners eased into the locker room with an unbelievable 34-7 advantage.

In the final half, the Miners ran the count to 41-7 before the Tribe managed to get on the board for the second time in the afternoon. Quarterback Len Swantic led a third quarter drive that was sparked by a 43-yard touchdown pass to Tom Feamster. But Western wasted no time in countering that Seminole score. On the next kickoff, Bob Forrest raced 95 yards for the final Miner touchdown of the day.

The Seminoles were able to tack on a final tally in the fourth period. Harry Massey hit Billy Odom on a 16-yard pass play for the score.

1958 BLUEGRASS BOWL **OKLAHOMA STATE 15, FLORIDA STATE 6**

LOUISVILLE, Ky. (Dec. 13, 1958)—A frantic fourth-quarter comeback was not to be as Florida State couldn't fight off the bitter cold and Oklahoma State went home with a 15-6 victory in the only Bluegrass Bowl ever played.

A crowd of just over 7,000 was able to brave the 10-degree weather for the first-ever meeting between the two schools. Players on both teams wore tennis shoes in an effort to combat the frozen turf. It was the Seminoles' first nationally televised game and a relatively obscure Howard Cosell handled the color that day.

Florida State got off to a good start in this one, mounting two drives deep into OSU territory. Both times they came up empty-handed though as field goal attempts from the 16 and 23 fell short.

Oklahoma State managed to dent the scoreboard early in the second quarter as swift halfback Duane Wood sprinted in from the Florida State 17.

Unable to get anything going in that second period, the Seminoles were forced to rely on their defense. Repeatedly, it came through to stop Oklahoma State drives. The last assault came in the final two minutes of the half. The Aggies drove inside the Florida State five and on fourth down with 1:15 left FSU's Ron Hinson stopped Forrest Campbell one foot from paydirt. That sent the clubs to the locker room with the score still at 7-0.

Early in the third period the Seminoles did themselves in with a pair of fumbles. The second miscue set up the Aggies at the Florida State 39. It took 10 plays but Wood finally scored his second touchdown and then caught a two-point conversion to make it 15-0.

1965 GATOR BOWL

FLORIDA STATE 36, OKLAHOMA 19

JACKSONVILLE, Fla. (Jan. 2, 1965)—A brilliant passing combination of Steve Tensi and Fred Biletnikoff rewrote the Gator Bowl record book and gave the upstart Seminoles an impressive 36-19 victory over Oklahoma in this post season event.

The Florida State victory will long be remembered as one of the greatest passing shows in the history of college football. Tensi completed 23 of 36 passes for 303 yards and five touchdowns while Biletnikoff hauled in 13 for 192 yards and four TDs. Both players signed professional contracts on the field at the completion of the game.

Oklahoma claimed the first break of the day as Tensi was intercepted. The Sooners marched to the Seminole 34 but on third down FSU defensive back Howard Ehler picked off an OU pass and sailed 63 yards for the initial touchdown. Later in the quarter the Sooners came back to claim the lead 7-6 but that lead lasted only as long as it took the Tribe to move 90 yards.

Phil Spooner was instrumental in the drive and Tensi continued to pick the OU defense apart. From the 15, Tensi hit Biletnikoff for a 12-7 lead. Twice more before the intermission, Tensi found Biletnikoff for touchdowns. The first score followed a George D'Allesandro fumble recovery and the second came on a long drive against the clock. The halftime score was 24-7.

Early in the second half Oklahoma recovered a Seminole fumble and cut the lead to 24-13, but as the third period drew to a close the Seminoles executed an 82-yard drive. On the last play of the quarter Tensi hit Don Floyd in the Oklahoma end zone for the touchdown.

With 10 minutes left and the score at 30-19 it was time for the Seminole defense to take over. Two drives late in the game came up short for the Sooners and finally FSU tacked on its final TD—a 14-yard Tensi-to-Biletnikoff toss that made it 36-19.

1966 SUN BOWL

WYOMING 28, FLORIDA STATE 20

EL PASO, Tex. (Dec. 24, 1966)—Florida State's vaunted passing attack was not enough to overcome a stingy Wyoming defense and the Seminoles fell 28-20 in their second try for a Sun Bowl title.

Though the Seminoles got a couple of early breaks it was the Cowboys who first drew blood. The initial score came on a Jim Kiick plunge and the score stood 7-0 at the end of the first period. Florida State bounced back, however, as Bill Moreman fell on a Vic Washington fumble and FSU had the ball at the Wyoming 49. From there Kim Hammond found Ron Sellers for the tying touchdown.

The Seminoles managed to grab the lead in the game shortly before the intermission. This time Hammond hit T. K. Weatherall behind the Cowboy secondary for a 54-yard scoring strike. At the half it was 14-7.

It didn't take long for the Cowboys to tie the score. Early in the second half Wyoming quarterback Rick Egloff found Jerry Marion for a 39-yard touchdown. Late in the third quarter the Cowboys went ahead to stay. Kiick, who gained 135 yards on 23 carries, picked up 43 of them on a touchdown run that gave the Cowboys a 21-14 lead.

Florida State made a last-ditch attempt to regain a part of the lead as time ticked away in the final quarter. Hammond hit Ron Sellers in Wyoming territory. As the lanky receiver was hit, he fumbled the ball and it was recovered by teammate Chip Glass at the Cowboy five. But the tenacious Wyoming defense held in the final three minutes. From there Wyoming used a pair of 15-yard penalties and the running of Kiick to drive to the FSU 14 in the waning minutes. Egloff scampered into the end zone for the final Cowboy touchdown.

1967 GATOR BOWL **FLORIDA STATE 17, PENN STATE 17**

JACKSONVILLE, Fla. (Dec. 30, 1967)—Penn State jumped to a commanding 17-point lead at intermission but Florida State battled back in the second half to gain an exciting 17-17 tie.

The Seminoles received the kickoff but were stalled at the Penn State 25. The Lions fumbled after one play but an intercepted pass gave them the ball back and they got the first score on a 27-yard field goal by Tom Sherman in the closing minutes of the first quarter.

Late in the second period Sherman passed to Jack Curry on a 10-yard touchdown play and then came back to hit All-America tight end Ted Kwalick on a 12-yard scoring aerial with 50 seconds remaining in the half. The Seminoles were completely stopped before intermission as Penn State threw up a stingy defense that kept Kim Hammond and his mates at bay.

The momentum changed in the second half, however. Penn State received the kick but was forced to punt. The Tribe drove quickly to the Lion one but couldn't punch the ball in. However, on the next series, the Lions gambled on fourth down at their own 15 and the Seminole defense held. Three plays later Hammond passed to Ron Sellers for the initial Florida State score.

When Lion halfback Charlie Pittman fumbled the ball on the kickoff the Seminoles were back in business at the Penn State 22. Passes to Sellers and Bill Moreman moved the ball to the one and from there Hammond took it on himself to cut the lead to 17-14.

With just over a minute to play in the game, Hammond directed a picture-perfect drive from the Seminole 31 to the Penn State 15. There Florida State was faced with a fourth-and-five situation with 17 seconds remaining. Coach Bill Peterson decided to go for the sure three points and a tie rather than to risk a 17-14 loss. Grant Guthrie booted the field goal and the 1967 Gator Bowl had co-champions.

1968 PEACH BOWL

LOUISIANA STATE 31, FLORIDA STATE 27

ATLANTA, Ga. (Dec. 30, 1968)—Competing in its fourth consecutive bowl game Florida State couldn't outscore Louisiana State and the Seminoles fell 31-27 in a soggy game that initiated Atlanta's Peach Bowl.

The Seminoles had been considered a slight favorite in the game until the teams took the field for the pre-game warmups. It was at that point the rain began to fall and it didn't let up until the final minutes of the contest played at Georgia Tech's Grant Field.

Despite the rain, the Seminoles wasted little time getting on the scoreboard. LSU won the toss but the Tigers bobbled the ball and FSU's John Crowe pounced on the loose ball at the Tiger 36. Tom Bailey swept around right end on the game's first play from scrimmage and went all the way for the touchdown.

That was the only score of the first period, however, as the heavy rain hampered both teams. In that first period, the Seminoles recovered two more LSU fumbles and intercepted a Tiger pass.

Early in the second period Bill Cappleman capped a 75-yard drive with a 21-yard touchdown pass to Bill Gunter that gave the Tribe a 13-0 lead. LSU's first score came midway through the second period on a 39-yard punt return of a stray Bill Cheshire kick. A 32-yard field goal in the waning minutes of the half cut the Seminole lead to 13-10 at intermission.

The Tigers came roaring back in the third period and a pair of touchdowns staked them to a 24-13 lead. But the Seminoles were not finished. A fourth-quarter Cappleman to Sellers pass brought Florida State within five and with 6:15 left in the game they went on top 27-24 with a Cappleman-Sellers aerial and a two-point conversion pass to Chip Glass.

1971 FIESTA BOWL

ARIZONA STATE 45, FLORIDA STATE 38

TEMPE, Ariz. (Dec. 27, 1971)—In one of the most dazzling offensive shows in bowl history Arizona State managed to score with 34 seconds remaining in the game and capture the first-ever Fiesta Bowl 45-38.

Over 51,000 partisan Arizona State fans crowded into Sun Devil Stadium and Ray Scott was on hand to call the shots over a 140-station TV network. Florida State's initial drive stalled and Arizona State wasted no time in grabbing a 7-0 lead. FSU's Barry Smith brought the kickoff back 49 yards and like lightning Gary Huff and his mates tied the score. Huff's passes put the Tribe at the one and from there Paul Magalski slammed home.

Thirty-two points went on the board in the second quarter. The locals drew first blood but soon a field goal by Frank Fontes moved the Seminoles to within one at 14-13. The momentum seemed to swing to Florida State as it raced 63 yards on a later drive and added a two-point conversion to lead 21-14. With just over two minutes left

in the half ASU's Danny White hit Steve Holden for a 55-yard scoring pass that tied it at 21-21.

But, at that point the Seminoles proved they had come to play. Huff put on a brilliant passing display, hitting Gaydos for 46 yards to the Sun Devil 10. With time running out, Rhett Dawson snared his second touchdown pass of the day to give the Tribe a 28-21 lead at halftime.

The third quarter was all Arizona State. Holding the ball almost the entire quarter, the Sun Devils put 10 points on the board and led 31-18 heading into the final stanza. Early in that last quarter Florida State culminated a 75-yard drive with a Florida field goal to tie the game 31-31. On an exchange of punts, Holden hurt the Seminoles again. This time he returned a Dwane Carroll punt 63 yards for a touchdown. Florida State came back to tie the game again as Dawson made a sensational touchdown grab between two defenders with 4:44 left in the contest.

A final ASU drive resulted in a Woody Green score with 34 seconds left to provide the final margin.

TANGERINE BOWL **FLORIDA STATE 40, TEXAS TECH 17**

ORLANDO, Fla. (Dec. 23)—Florida State, making its first bowl appearance in seven years, demolished Texas Tech, 40-17, in the 32nd Tangerine Bowl.

A record-breaking crowd of 44,502 witnessed almost total domination by the Seminoles, who became the only Division I school currently playing major college football in Florida to achieve 10 victories in a single season.

FSU jumped ahead with 5:50 remaining the opening quarter on a 23-yard Dave Cappelen field goal. It stayed that way until Mike Mock of Texas Tech evened the count with a 24-yarder early in the second quarter. At that point, however, the Seminoles took over. It was a 93-yard kickoff return by Larry Key following the Tech field goal that gave the Seminoles the lead for good.

Later in the same quarter, quarterback Jimmy Jordan found tight end Grady King on a 37-yard scoring pass that boosted the Seminole lead to 16-3 at intermission.

The Seminoles continued to add to their cushion in the third quarter. First Jordan found Mike Shumann with a 40-yard scoring toss. Next Cappelen booted a 22-yard field goal. That made it 27-3.

Tech returned to the board with 7:46 remaining in the quarter on a 44-yard scoring pass to make it 27-9. The count remained that way until Wally Woodham found Roger Overby on a 15-yard scoring toss to increase the Seminole lead with just 3:34 left.

Neither team was through yet, however. Tech came back to score on a 21-yard run by Billy Taylor and with just 48 seconds remaining, FSU completed the scoring on a 44-yard pass involving Woodham and Chip Sanders.