

***“Kicker Philip Hall, who had to beg his way on the squad as a freshman, was perhaps the success story of the 1982 season.”***

***—Brian Schmitz  
Orlando Sentinel-Star***

# RECORDS

# INDIVIDUAL RECORDS

(Bowl games not included)

red type indicates records set in 1982

## Total Offense

### Most Plays

Game—61, Gary Huff vs. Houston, Nov. 4, 1972  
Season—429, Gary Huff, 1972  
Career—921, Gary Huff, 1970-72

### Most Yards Gained

Game—490, Bill Cappleman vs. Memphis State, Nov. 15, 1969  
Season—2770, Gary Huff, 1972  
Career—6086, Gary Huff, 1970-72

### Most Touchdowns Responsible For

Game—6, Gary Huff vs. South Carolina, Oct. 23, 1971  
Season—26, Gary Huff, 1972 and Bill Cappleman, 1968  
Career—54, Gary Huff, 1970-72

## Rushing

### Most Rushes

Game—32, Larry Key vs. Oklahoma State, Oct. 1, 1977; Greg Allen vs. Western Carolina, Oct. 31, 1981  
Season—239, Larry Key, 1977  
Career—625, Larry Key, 1974-77

### Most Yards Gained

\*\*Game—322, Greg Allen vs. Western Carolina, Oct. 31, 1981  
Season—1117, Larry Key, 1977  
Career—2953, Larry Key, 1974-77

### Most Games Gaining 100 Yards

Season—6, Sam Platt, 1980  
Career—10, Larry Key, 1974-77

### Consecutive 100 Yard Games

Career—3, Sam Platt, 1980; Greg Allen, 1981

### Most Games Gaining 200 Yards

Season—2, Greg Allen, 1981  
Career—2, Greg Allen, 1981

### Most Games Gaining 300 Yards

Season—1, Greg Allen, 1981  
Career—1, Greg Allen, 1981

### Highest Average Per Rush

Game (Min. 10 atts.)—14.0, (10-140), Ricky Williams vs. Louisville, Nov. 13, 1982  
Season (Min. 100 atts.)—6.4, (888-109), Greg Allen, 1981 and 6.4 (857-134), Ricky Williams, 1982  
Career (Min. 200 atts.)—5.7, (1664-291), Greg Allen, 1981-82

### Most TDs Rushing

Game—4, Greg Allen vs. South Carolina, Nov. 6, 1982 and vs. Louisville, Nov. 13, 1982  
Season—20, Greg Allen, 1982  
Career—23, Greg Allen, 1981-82

### Longest Rush

Game—97, Larry Key vs. Virginia Tech, Nov. 11, 1976

### Most All Purpose Yardage

\*Game—417, Greg Allen vs. Western Carolina, Oct. 31, 1981  
Season—1605, Greg Allen, 1982  
Career—4148, Larry Key, 1974-77

## Passing

### Highest Passing Efficiency Rating

Season (Min. 10 atts./game)—151.8, Blair Williams, 1982  
Career (Min. 150 cmp./game)—133.0, Gary Huff, 1970-72

### Most Passes Attempted

Game—58, Gary Huff vs. Florida, Oct. 7, 1972  
Season—385, Gary Huff, 1972  
Career—796, Gary Huff, 1970-72

### Most Passes Completed

Game—31, Bill Cappleman vs. Memphis State, Nov. 15, 1969  
Season—206, Gary Huff, 1972  
Career—436, Gary Huff, 1970-72

### Highest Completion Percentage

Game (Min. 15 atts.)—84.0, (21-25), Gary Huff vs. Virginia Tech, Oct. 2, 1971  
Season (Min. 100 atts.)—61.0, (94-154), Wally Woodham, 1977  
Career (Min. 300 atts.)—57.4, (273-476), Wally Woodham, 1975, 77-79

### Most Passes Intercepted

Game—5, Bill Cappleman vs. Virginia Tech, Nov. 2, 1968  
Season—23, Gary Huff, 1972  
Career—42, Gary Huff, 1970-72

### Lowest Interception Percentage

Season (Min. 100 atts.)—1.65, (2-121), Steve Tensi, 1962  
Career (Min. 300 atts.)—4.27, (15-351), Kim Hammond, 1965-67

### Most Yards Gained

Game—508, Bill Cappleman vs. Memphis State, Nov. 15, 1969  
Season—2893, Gary Huff, 1972  
Career—6378, Gary Huff, 1970-72

### Most 200 Yard Games

Season—9, Gary Huff, 1972  
Career—15, Gary Huff, 1970-72

### Consecutive 200 Yard Games

Career—11, Gary Huff, 1971-72

\*NCAA Record

\*\*NCAA Freshman Record



### **Most 300 Yard Games**

Season—3, Gary Huff, 1971 and Kim Hammond, 1967  
Career—5, Gary Huff, 1970–72

### **Consecutive 300 Yard Games**

Career—3, Kim Hammond, 1967

### **Most Yards Per Attempt**

Game (Min. 15 atts.)—15.0, (374-25), Gary Huff vs. Virginia Tech, Oct. 2, 1971  
Season (Min. 100 atts.)—8.6, (1535-179), Jimmy Black, 1976  
Career (Min. 300 atts.)—8.0, (6378-796), Gary Huff, 1970–72

### **Most Yards Per Completion**

Game (Min. 15 atts.)—23.8, (285-12), Gary Huff vs. Tulsa, Nov. 20, 1971  
Season (Min. 100 atts.)—14.9, (2410-287), Bill Cappleman, 1968  
Career (Min. 300 atts.)—14.6, (6378-436), Gary Huff, 1970-72

### **Most TD Passes**

Game—5, Gary Huff vs. South Carolina, Oct. 23, 1971 and Bill Cappleman vs. Wake Forest, Nov. 23, 1968  
Season—25, Bill Cappleman, 1968 and Gary Huff, 1972  
Career—52, Gary Huff, 1970–72

### **Consecutive Games with TD Pass**

Career—13, Gary Huff, 1971–72

### **Longest Pass**

Game—96, Kurt Unglaub from Jimmy Jordan vs. Virginia Tech, Nov. 20, 1976

---

## **Receiving**

### **Most Passes Caught**

Game—16, Ron Sellers vs. South Carolina, Oct. 26, 1968  
Season—86, Ron Sellers, 1968  
Career—212, Ron Sellers, 1966–68

### **Consecutive Games Catching a Pass**

Career—30, Ron Sellers, 1966–68

### **Most Yards Gained**

Game—260, Ron Sellers vs. Wake Forest, Nov. 23, 1968  
Season—1496, Ron Sellers, 1968  
Career—3598, Ron Sellers, 1966–68

### **Highest Average Per Reception**

Game (Min. 5 rec.)—34.6, (173-5), Ron Sellers vs. Maryland, Sept. 21, 1968  
Season (Min. 30 rec.)—19.3, (696-36), Barry Smith, 1971  
Career (Min. 70 rec.)—19.6, (2392-122), Barry Smith, 1970–72

### **Most TD Passes Caught**

Game—5, Ron Sellers vs. Wake Forest, Nov. 23, 1968  
Season—13, Barry Smith, 1972  
Career—25, Barry Smith, 1970–72

---

## **Punting**

### **Most Punts**

Game—12, Joe Downey vs. Houston, Nov. 3, 1973 and Bill Cheshire vs. Florida, Sept. 28, 1968  
Season—81, Joe Downey, 1973  
Career—244, Rohn Stark, 1978–81

### **Highest Average**

Game (Min. 5 punts)—54.8, (329-6), Rohn Stark vs. Florida, Nov. 28, 1981  
Season (Min. 30 punts)—46.0, (2941-64), Rohn Stark, 1981  
Career (Min. 75 punts)—42.7, (10418-244), Rohn Stark, 1978–81

### **Most Yards on Punts**

Game—465, Joe Downey vs. Houston, Nov. 3, 1973  
Season—3092, Joe Downey, 1973  
Career—10,418, Rohn Stark, 1978–81

### **Longest Punt**

Game—84, Tommy Brown vs. Tampa, 1950

---

## **Interceptions**

### **Most Passes Intercepted**

Game—3, Willie Whitehead vs. Virginia Tech, Oct. 10, 1959 and James Thomas vs. Kansas State, Nov. 21, 1970  
Season—8, Monk Bonasorte, 1979  
Career—15, Monk Bonasorte, 1978–80

### **Most Yards on Interceptions**

Game—99, Fred Biletnikoff vs. Miami, Sept. 20, 1963  
Season—111, Willie Whitehead, 1959  
Career—197, Harvey Clayton, 1979–82

### **Most TDs on Interceptions**

Game—1, many players, latest Ron Hester vs. Louisville, Sept. 13, 1980  
Season—1, many players, latest Ron Hester, 1980–81  
Career—1, many players, latest Ron Hester, 1980–81

### **Longest Interception Return**

Game—99, Fred Biletnikoff vs. Miami, Sept. 20, 1963

---

## **Punt Returns**

### **Most Punt Returns**

Game—10, David Snell vs. South Carolina, Oct. 24, 1970  
Season—40, David Snell, 1970  
Career—102, David Snell, 1970–72

### **Most Yards on Punt Returns**

Game—137, Bobby Jackson vs. Virginia Tech, Nov. 16, 1974  
Season—363, David Snell, 1970  
Career—850, David Snell, 1970–72

### **Highest Average Per Punt Return**

Game (Min. 3)—45.7, (137-3), Bobby Jackson vs. Virginia Tech, Nov. 16, 1974  
Season (Min. 10)—20.1, (241-12), Phil Abaira, 1969  
Career (Min. 25)—14.0, (377-27), Buddy Blankenship, 1964–65

### Most TDs on Punt Returns

Game—1, many players, latest Warren Hanna vs. South Carolina, Nov. 6, 1982 and Gary Henry vs. Louisville, Nov. 13, 1982  
 Season—2, Gary Henry, 1979  
 Career—2, Gary Henry, 1979–82, Walt Sumner, 1966–68 and Ron Hester, 1980–81

### Longest Punt Return

Game—92, Phil Abraira vs. North Carolina, Nov. 22, 1969

## Kickoff Returns

### Most Kickoff Returns

Game—6, Larry Key vs. Miami, Sept. 24, 1977 and vs. Miami, Sept. 18, 1976; Joe Goldsmith vs. Mississippi State, Oct. 13, 1973  
 Season—29, Joe Goldsmith, 1973  
 Career—67, Larry Key, 1974–77

### Most Yards on Kickoff Returns

Game—184, Leon Bright vs. Virginia Tech, Nov. 16, 1974  
 Season—539, Joe Goldsmith, 1973  
 Career—1348, Larry Key, 1974–77

### Highest Average Per Kickoff Return

Game (Min. 3)—46.0, (184-4), Leon Bright vs. Virginia Tech, Nov. 16, 1974  
 Season (Min. 10)—27.5, (358-13), Bill Odom, 1955  
 Career (Min. 25)—25.1, (804-32), Eddie McMillian, 1970–72

### Most TDs on Kickoff Returns

Game—1, nine players, latest Billy Allen vs. West Virginia (Gator Bowl), Dec. 30, 1982  
 Season—1, nine players, latest Billy Allen vs. West Virginia (Gator Bowl), Dec. 30, 1982  
 Career—2, Eddie McMillian, 1970–72 and T. K. Wetherell, 1964–66

### Longest Kickoff Return

Game—100, Leon Bright vs. Virginia Tech, Nov. 16, 1974 and Bill Moremen/T. K. Wetherell vs. Kentucky, Oct. 9, 1965



## Scoring

### Most Points

Game—30, Ron Sellers vs. Wake Forest, Nov. 23, 1968  
 Season—126, Greg Allen, 1982  
 Career—239, Dave Cappelen, 1976–79

### Most Touchdowns

Game—5, Ron Sellers vs. Wake Forest, Nov. 23, 1968  
 Season—21, Greg Allen, 1982  
 Career—27, Barry Smith, 1970–72

### Most PAT Attempted

Game—9, Bill Capece vs. East Carolina, Sept. 20, 1980  
 Season—53, Philip Hall, 1982  
 Career—119, Dave Cappelen, 1976–79

### Most PAT Made

Game—9, Bill Capece vs. East Carolina, Sept. 20, 1980  
 Season—52, Philip Hall, 1982  
 Career—111, Dave Cappelen, 1976–79

### Highest Percentage of PAT Made

Season (Min. 25 att.)—100.0, (38-38), Bill Capece, 1980  
 Career (Min. 50 att.)—98.0, Philip Hall (52-53), 1982

### Consecutive PAT

Career—42, Philip Hall, 1982

### Most Points Kicking

Game—18, Bill Capece vs. Pittsburgh, Oct. 11, 1980  
 Season—104, Bill Capece, 1980  
 Career—239, Dave Cappelen, 1976–79

## Field Goals

### Most Field Goals Attempted

Game—8, Frank Fontes vs. Wake Forest, Sept. 26, 1970  
 Season—30, Bill Capece, 1980  
 Career—71, Dave Cappelen, 1976–79

### Most Field Goals Made

Game—5, Bill Capece vs. Pittsburgh, Oct. 11, 1980  
 Season—22, Bill Capece, 1980  
 Career—43, Dave Cappelen, 1976–79

### Highest Percentage of Field Goals Made

Season (Min. 10 atts.)—73.3, (22-30), Bill Capece, 1980  
 Career (Min. 20 atts.)—63.9, (23-36), Bill Capece, 1977–80

### Longest Field Goal Made

Game—53, Grant Guthrie vs. Miami, Sept. 26, 1969



## TEAM RECORDS

### Team-Single Game Offense

#### Total Offense

- Most Plays**—100, vs. East Carolina, Sept. 20, 1980  
**Most Plays, Both Teams**—173, vs. San Diego State, Oct. 27, 1973  
**Most Yards Gained**—706, vs. East Carolina, October 16, 1982  
**Most Yards Gained, Both Teams**—1060, vs. Western Carolina, Oct. 31, 1981  
**Most Touchdowns**—9, vs. East Carolina, Sept. 20, 1980 and Memphis State, Nov. 17, 1979

#### Rushing

- Most Rushes**—81, vs. East Carolina, Sept. 20, 1980  
**Most Rushes, Both Teams**—120, vs. Oklahoma, Sept. 25, 1976  
**Most Yards**—479, vs. Western Carolina, Oct. 31, 1981  
**Most Yards, Both Teams**—706, vs. Louisville, Nov. 13, 1982  
**Most Touchdowns**—7, vs. East Carolina, Sept. 20, 1980

#### Passing

- Most Passes Attempted**—59, vs. Florida, Oct. 7, 1972  
**Most Passes Attempted, Both Teams**—94, vs. Ohio State, Oct. 3, 1981  
**Most Passes Completed**—31, vs. Memphis State, Nov. 15, 1969  
**Most Passes Completed, Both Teams**—56, vs. Ohio State, Oct. 3, 1981  
**Highest Percentage Completed (Min. 20 atts.)**—84.0, (21-25), vs. Virginia Tech, Oct. 2, 1971  
**Most Passes Intercepted**—6, vs. Virginia Tech, Nov. 2, 1968  
**Most Yards Gained**—508, vs. Memphis State, Nov. 15, 1969  
**Most Yards Gained, Both Teams**—761, vs. South Carolina, Oct. 25, 1968  
**Touchdown Passes**—5, vs. Wake Forest, Nov. 23, 1968 and vs. South Carolina, Oct. 23, 1971

#### Punting

- Most Punts**—12, vs. Houston, Nov. 3, 1973 and vs. Florida, Sept. 28, 1968  
**Highest Average (Min. 5)**—54.8, (329-6) vs. Florida, Nov. 28, 1981

#### Punt Returns

- Most Punt Returns**—10, vs. South Carolina, Oct. 24, 1970  
**Most Yards Gained**—171, vs. Virginia Tech, Nov. 16, 1974  
**Most Touchdowns**—1, many times, latest vs. South Carolina, Nov. 6, 1982 and vs. Louisville, Nov. 13, 1982

#### Kickoff Returns

- Most Kickoff Returns**—9, vs. Miami, Sept. 18, 1976 and vs. Auburn, Nov. 19, 1960  
**Most Yards Gained**—205, vs. Virginia Tech, Nov. 16, 1974  
**Most Touchdowns**—1, nine times, latest vs. West Virginia (Gator Bowl), Dec. 30, 1982

#### Scoring

- Most Points**—74, vs. Whiting Field, 1949\*  
66, vs. Memphis State, Nov. 17, 1979  
**Most Points, Both Teams**—87, vs. Western Carolina, Oct. 31, 1981  
**Greatest Margin of Victory**—74, vs. Whiting Field, 1949\*  
59, vs. Louisville, 1953  
**Greatest Margin of Defeat**—49, vs. Florida, 1973  
**Most Touchdowns**—9, vs. East Carolina, Sept. 20, 1980 and vs. Memphis State, Nov. 17, 1979  
**Most Touchdowns, Both Teams**—12, vs. Mississippi State, Oct. 14, 1978  
**Most PAT Made**—9, vs. East Carolina, Sept. 20, 1980  
**Most PAT Made, Both Teams**—11, vs. Virginia Tech, Nov. 16, 1974  
**Most Field Goals Made**—5, vs. Pittsburgh, Oct. 11, 1980  
**Most Field Goals Made, Both Teams**—5, vs. Pittsburgh, Oct. 11, 1980 and vs. Houston, Nov. 22, 1975

\*Not recognized by the NCAA

#### First Downs

- Most First Downs**—36, vs. East Carolina, Sept. 20, 1980  
**Most First Downs, Both Teams**—53, vs. South Carolina, Oct. 26, 1968 and Louisville, Nov. 13, 1982  
**Most Rushing First Downs**—24, vs. East Carolina, Sept. 20, 1980  
**Most Rushing First Downs, Both Teams**—32, vs. Auburn, Oct. 23, 1976  
**Most Passing First Downs**—21, vs. Memphis State, Nov. 17, 1979  
**Most Passing First Downs, Both Teams**—37, vs. South Carolina, Oct. 26, 1968

**Most Penalty First Downs**—4, vs. Furman, Sept. 29, 1962 and Pittsburgh, Oct. 17, 1981

**Most Penalty First Downs, Both Teams**—7, vs. Pittsburgh, Oct. 17, 1981

---

## Fumbles

**Most Fumbles**—10, vs. Wichita State, Sept. 20, 1969

**Most Fumbles, Both Teams**—27, vs. Wichita State, Sept. 20, 1969

**Most Fumbles Lost**—7, vs. Wichita State, Sept. 20, 1969

**Most Fumbles Lost, Both Teams**—17, vs. Wichita State, Sept. 20, 1969

---

## Penalties

**Most Penalties**—13, vs. Furman, Sept. 21, 1957

**Most Penalties, Both Teams**—21, vs. Auburn, Nov. 23, 1957

**Most Yards Penalized**—172, vs. Furman, Sept. 21, 1957

**Most Yards Penalized, Both Teams**—237, vs. Wake Forest, Sept. 19, 1959

---

## Team-Single Game Defense

---

### Fumbles

**Most Fumbles Caused**—17, vs. Wichita State, Sept. 20, 1969

**Most Fumbles Recovered**—10, vs. Wichita State, Sept. 20, 1969

---

### Turnovers

**Most Turnovers**—12, (2 int.-10 fum.), vs. Wichita State, Sept. 20, 1969

---

### First Downs

**Fewest First Downs**—2, vs. Citadel, Sept. 15, 1962

**Fewest Rushing First Downs**—0, vs. Louisville, Sept. 13, 1980

**Fewest Passing First Downs**—0, seven times, latest vs. East Carolina, Sept. 20, 1980

---

### Total Defense

**Fewest Plays**—38, vs. Memphis State, Nov. 4, 1967

**Fewest Yards**—23, vs. Citadel, Sept. 15, 1962

**Most Yards**—606, vs. Houston, Nov. 3, 1973

---

## Rushing Defense

**Fewest Rushes**—22, vs. Pittsburgh, Oct. 11, 1980

**Fewest Yards**—5, vs. Louisville, Sept. 13, 1980

**Most Yards**—466, vs. Houston, Nov. 23, 1974

---

## Pass Defense

**Fewest Passes Attempted**—4, vs. Georgia Tech, Oct. 4, 1975; vs. Virginia Tech, Oct. 11, 1975 and vs. Memphis State, Nov. 4, 1967

**Fewest Passes Completed**—0, vs. William & Mary, Oct. 22, 1960

**Lowest Percentage Completed (Min. 10 atts.)**—15.4, (2-13) vs. Kansas State, Oct. 2, 1976 and vs. Citadel, Sept. 15, 1962

**Fewest Yards**—0, vs. William & Mary, Oct. 22, 1960

**Most Yards**—458, vs. Ohio State, Oct. 3, 1981

**Most Passes Intercepted**—5, five times, latest vs. Florida, Nov. 23, 1979

**Most Yards on Interceptions**—99, vs. Miami, Sept. 20, 1963

---

## Team-Single Season Offense

---

### Total Offense

**Most Yards Per Game**—465.8 (5124-11), 1982

**Highest Average Per Play**—6.2 (5124-825), 1982

**Most Yards**—5124, 1982

**Most Touchdowns**—53, 1982

---

### Rushing

**Most Yards**—2339, 1982

**Most Yards Per Game**—212.6 (2339-11), 1982

**Highest Average Per Play**—4.9 (2339-477), 1982

**Most Touchdowns**—30, 1982

---

### Passing

**Most Passes Attempted**—389, 1972

**Most Passes Completed**—209, 1972

**Highest Average Per Attempt**—8.3 (2040-247), 1976

**Highest Average Per Completion**—16.2 (2837-175), 1970

**Most Yards**—2974, 1972

**Most Yards Per Game**—284.4 (2844-10), 1968

**Highest Completion Percentage**—59.0 (147-249), 1964

**Most TD Passes**—29, 1968

**Highest Passing Efficiency Rating Points**—141.5, 1968

---

### Punting

**Most Punts**—81, 1973

**Fewest Punts**—41, 1964

**Highest Average Per Punt**—45.2 (2941-65), 1981



---

## Punt Returns

Most Punt Returns—44, 1970  
Fewest Punt Returns—14, 1960  
Most Yards—496, 1970  
Highest Average Per Punt Return—13.7 (424-31), 1969  
Most Touchdowns—4, 1979

---

## Kickoff Returns

Most Kickoff Returns—56, 1973  
Fewest Kickoff Returns—15, 1962 and 1964  
Most Yards—998, 1974  
Highest Average Per Kickoff Return—24.5 (412-36), 1965  
Most Touchdowns—2, 1970 and 1981

---

## Scoring

Most Points—388, 1982  
Most Points Per Game—35.3 (388-11), 1982  
Most Touchdowns—53, 1982  
Most PAT Made—52, 1982  
Most Field Goals Made—22, 1980

---

## First Downs

Most First Downs—254, 1982  
Most Rushing First Downs—137, 1980  
Most Passing First Downs—129, 1972  
Most Penalty First Downs—20, 1973 and 1975

---

## Fumbles

Most Fumbles—42, 1969  
Most Fumbles Lost—27, 1969  
Fewest Fumbles—10, 1966  
Fewest Fumbles Lost—5, 1965 and 1966

---

## Penalties

Most Penalties—85, 1974  
Most Yards Penalized—794, 1972  
Fewest Penalties—40, 1976  
Fewest Yards Penalized—423, 1976

---



---

## Team-Single Season Defense

---

### Total Defense

Fewest Yards—1811, 1964  
Fewest Yards Per Game—181.1 (1811-10), 1964  
Lowest Average Per Play—3.3 (3410-658), 1964  
Fewest Touchdowns—8, 1980

---

### Rushing Defense

Fewest Yards—750, 1964  
Fewest Yards Per Game—75.0 (750-10), 1964  
Lowest Average Per Play—2.1 (750-355), 1964  
Fewest Touchdowns—2, 1980

---

### Pass Defense

Fewest Yards—675, 1958  
Fewest Yards Per Game—63.5 (698-11), 1975  
Fewest Yards Per Attempt—4.7 (693-148), 1962  
Fewest Yards Per Completion—10.3 (693-67), 1962  
Lowest Completion Percentage—34.1 (91-267), 1979  
Fewest Touchdowns—2, 1956; 1958; 1963 and 1964  
Most Interceptions—25, 1968  
Most Yards on Interceptions—300, 1979  
Most TDs on Interceptions—2, 1956; 1958; 1959 and 1969

---

### Punt Returns

Lowest Average Per Punt Return—3.3 (39-12), 1978  
Most Punts Returned for Touchdown—3, 1981

---

### Kickoff Returns

Lowest Average Per Kickoff Return—15.7 (502-32), 1962

---

### Scoring

Fewest Points—66, 1964  
Fewest Points Per Game—6.6 (66-10), 1964

---

### Fumbles

Most Fumbles Caused—45, 1979  
Most Fumbles Recovered—26, 1957

---

### First Downs

Fewest First Downs—90, 1962  
Fewest Rushing First Downs—45, 1962  
Fewest Passing First Downs—28, 1958  
Fewest Penalty First Downs—2, 1957

---

# YEAR-BY-YEAR LEADERS

## Total Offense

Year	Name	Plays	Yards	TD
1955	Len Swantic	116	595	6
1956	Lee Corso	147	725	8
1957	Bobby Renn	148	680	6
1958	Fred Pickard	122	602	4
1959	Joe Majors	227	1141	10
1960	Ed Trancygier	152	695	9
1961	Eddie Feely	181	722	7
1962	Eddie Feely	165	982	7
1963	Steve Tensi	169	852	9
1964	Steve Tensi	215	1635	15
1965	Ed Pritchett	325	1455	7
1966	Gary Pajcic	290	1735	9
1967	Kim Hammond	297	2074	17
1968	Bill Cappleman	349	2342	26
1969	Bill Cappleman	417	2135	14
1970	Tommy Warren	259	1713	12
1971	Gary Huff	386	2653	24
1972	Gary Huff	429	2770	26
1973	Billy Sexton	168	765	4
1974	Ron Coppess	215	909	3
1975	Clyde Walker	241	1424	11
1976	Jimmy Black	308	1836	11
1977	Wally Woodham	195	1263	13
1978	Jimmy Jordan	224	1330	15
1979	Jimmy Jordan	202	1107	13
1980	Rick Stockstill	272	1282	17
1981	Rick Stockstill	292	1247	11
1982	Kelly Lowrey	253	1670	15

## Passing

Year	Name	Att.	Cmp.	Int.	Yards	TD
1955	Len Swantic	73	37	5	576	2
1956	Lee Corso	59	32	5	369	5
1957	Bobby Renn	54	23	4	263	2
1958	Vic Prinzi	71	40	5	480	7
1959	Joe Majors	168	90	7	1063	7
1960	Ed Trancygier	97	38	10	552	6
1961	Eddie Feely	83	48	3	471	4
1962	Steve Tensi	121	60	2	796	6
1963	Steve Tensi	147	71	9	915	9
1964	Steve Tensi	204	121	10	1681	14
1965	Ed Pritchett	247	110	14	1225	5
1966	Gary Pajcic	232	125	9	1590	8
1967	Kim Hammond	241	140	10	1991	15
1968	Bill Cappleman	287	162	11	2410	25
1969	Bill Cappleman	344	183	18	2467	14
1970	Tommy Warren	190	97	10	1549	11
1971	Gary Huff	327	184	18	2736	23
1972	Gary Huff	385	206	23	2893	25
1973	Billy Sexton	128	51	12	754	4
1974	Ron Coppess	145	78	7	817	2

1975	Clyde Walker	203	117	8	1619	10
1976	Jimmy Black	179	104	9	1535	9
1977	Wally Woodham	154	94	9	1270	8
1978	Jimmy Jordan	199	108	9	1427	14
1979	Jimmy Jordan	180	87	14	1173	13
1980	Rick Stockstill	201	121	8	1377	15
1981	Rick Stockstill	238	122	14	1356	11
1982	Kelly Lowrey	217	113	8	1671	11

## Pass Receiving

Year	Name	No.	Yards	TD
1955	Tom Fearster	18	258	1
1956	Joe Holt	16	140	3
	Ron Schomburger	16	140	0
1957	Bob Nellums	21	217	2
1958	Jack Espenship	18	200	1
1959	Willie Whitehead	31	320	2
1960	Willie Whitehead	23	212	1
1961	Jim Daniel	10	113	0
	Tom Hillabrand	10	66	0
1962	Keith Kindermann	21	275	2
1963	Fred Biletnikoff	24	358	4
1964	Fred Biletnikoff	57	987	11
1965	Max Wettstein	24	365	3
1966	Ron Sellers	56	874	3
1967	Ron Sellers	70	1228	8
1968	Ron Sellers	86	1496	12
1969	Jim Tyson	49	720	4
1970	Rhett Dawson	54	946	5
1971	Rhett Dawson	62	817	7
1972	Barry Smith	69	1243	13
1973	Mike Shumann	21	280	2
1974	Mike Shumann	43	515	3
1975	Mike Shumann	38	730	5
1976	Ed Beckman	37	521	3
1977	Roger Overby	38	626	5
1978	Jackie Flowers	43	757	7
1979	Jackie Flowers	37	622	7
1980	Michael Whiting	25	203	0
1981	Michael Whiting	29	211	2
1982	Tony Johnson	30	500	2

## Rushing

Year	Name	No.	Yards	Avg.	TD
1955	Lee Corso	111	431	3.9	3
1956	Bobby Renn	105	596	5.7	2
1957	Fred Pickard	86	463	5.4	2
1958	Fred Pickard	122	615	5.0	4
1959	Fred Pickard	131	481	3.7	4
1960	Willie Whitehead	81	293	3.6	2
1961	Keith Kindermann	81	385	4.8	1
1962	Gene Roberts	75	299	4.0	0
1963	Dave Snyder	107	500	4.7	3
1964	Phil Spooner	136	516	3.8	5



1965	Jim Mankins	85	326	3.8	1
1966	Bill Moremen	123	480	3.9	7
1967	Bill Moremen	94	439	4.7	5
1968	Tom Bailey	116	570	4.9	2
1969	Tom Bailey	144	630	4.4	2
1970	Tom Bailey	121	514	4.2	2
1971	Paul Magalski	106	516	4.9	3
1972	Hodges Mitchell	192	944	4.9	3
1973	Hodges Mitchell	171	669	3.9	2
1974	Larry Key	123	602	4.9	3
1975	Leon Bright	162	675	4.2	3
1976	Larry Key	144	712	4.9	4
1977	Larry Key	239	1117	4.7	3
1978	Homes Johnson	183	817	4.5	4
1979	Mark Lyles	225	1011	4.5	8
1980	Sam Platt	224	983	4.4	6
1981	Greg Allen	139	888	6.4	3
1982	Ricky Williams	134	857	6.4	3

1960	Bill Whitehead	3			18
	Ed Trancygier	3			18
1961	Eddie Feely	3			18
1962	Keith Kindermann	5			30
1963	Larry Brinkley	5		1	32
1964	Fred Biletnikoff	11		1	68
1965	Gene Roberts		10-14	7-12	31
1966	Jim Mankins	10			60
1967	Grant Guthrie		26-27	9-14	53
1968	Ron Sellers	12			72
1969	Grant Guthrie		15-17	11-18	48
1970	Frank Fontes		22-24	14-27	64
1971	Frank Fontes		30-31	13-24	69
1972	Barry Smith	14		1	86
1973	Ahmet Askin		8-9	4-9	20
1974	Ahmet Askin		14-15	4-14	26
1975	Rudy Thomas	6			36
	Larry Key	6			36
1976	Dave Cappelen		16-20	9-17	43
1977	Dave Cappelen		27-29	13-20	66
1978	Dave Cappelen		39-40	7-12	60
1979	Dave Cappelen		29-30	14-22	71
1980	Bill Capece		39-39	22-30	104
1981	Mike Rendina		25-27	9-15	52
1982	Greg Allen	21			126

## Scoring

Year	Name	TD	PAT	CV	FG	PTS
1955	Len Swantic	4				24
	Buck Mets	4				24
1956	Bob Nellums	5	1-2			31
1957	Bob Nellums	5	2-3			32
1958	Bobby Renn	7		1		44
1959	Fred Pickard	7		1		44

## SEASON LEADERS

### Rushing Yardage

Name, Year	Car.	Yds.
1. Larry Key, 1977	239	1117
2. Mark Lyles, 1979	225	1011
3. Sam Platt, 1980	224	983
4. Hodges Mitchell, 1972	192	944
5. Greg Allen, 1981	139	888
6. Ricky Williams, 1982	134	857
7. Homes Johnson, 1978	183	817
8. Greg Allen, 1982	152	776
9. Larry Key, 1976	144	712
10. Leon Bright, 1975	162	675

### Rushing Touchdowns

Name, Year	TD
1. Greg Allen, 1982	20
2. Mark Lyles, 1979	8
Jim Mankins, 1966	8
4. Mark Lyles, 1978	7
Bill Moremen, 1966	7
6. Sam Platt, 1980	6
Rudy Thomas, 1975	6
Michael Whiting, 1980	6

### Passing Yardage

Name, Year	Yds.
1. Gary Huff, 1972	2893
2. Gary Huff, 1971	2736
3. Bill Cappleman, 1969	2467
4. Bill Cappleman, 1968	2410
5. Kim Hammond, 1967	1991
6. Steve Tensi, 1964	1681
7. Kelly Lowrey, 1982	1671
8. Clyde Walker, 1975	1619
9. Gary Pajcic, 1966	1590
10. Tommy Warren, 1970	1549

### Touchdown Passes

Name, Year	TD
1. Gary Huff, 1972	25
Bill Cappleman, 1968	25
3. Gary Huff, 1971	23
4. Kim Hammond, 1967	15
Rick Stockstill, 1980	15
6. Jimmy Jordan, 1978	14
Steve Tensi, 1964	14
Bill Cappleman, 1969	14
9. Jimmy Jordan, 1979	13
10. Tommy Warren, 1970	11
Rick Stockstill, 1981	11
Kelly Lowrey, 1982	11

## Passes Completed

Name, Year	Att.	Cmp.
1. Gary Huff, 1972	385	206
2. Gary Huff, 1971	327	184
3. Bill Cappleman, 1969	344	183
4. Bill Cappleman, 1968	287	162
5. Kim Hammond, 1967	241	140
6. Gary Pajcic, 1966	232	125
7. Rick Stockstill, 1981	238	122
8. Steve Tensi, 1964	204	121
Rick Stockstill, 1980	201	121
10. Clyde Walker, 1975	203	117

## Total Offense

Name, Year	Plays	Yds.
1. Gary Huff, 1972	429	2770
2. Gary Huff, 1971	386	2653
3. Bill Cappleman, 1968	349	2342
4. Bill Cappleman, 1969	417	2135
5. Kim Hammond, 1967	297	2074
6. Jimmy Black, 1976	308	1836
7. Gary Pajcic, 1966	290	1735
8. Tommy Warren, 1970	259	1713
9. <b>Kelly Lowrey, 1982</b>	<b>253</b>	<b>1670</b>
10. Steve Tensi, 1964	215	1635

## Receptions

Name, Year	Catches
1. Ron Sellers, 1968	86
2. Ron Sellers, 1967	70
3. Barry Smith, 1972	69
4. Rhett Dawson, 1971	62
5. Fred Biletnikoff, 1964	57
6. Ron Sellers, 1966	56
7. Rhett Dawson, 1970	54
8. Gary Parris, 1972	49
Jim Tyson, 1969	49
10. Mike Shumann, 1974	43
Jackie Flowers, 1978	43

## Receiving Yardage

Name, Year	Yds.
1. Ron Sellers, 1968	1496
2. Barry Smith, 1972	1243
3. Ron Sellers, 1967	1228
4. Fred Biletnikoff, 1964	987
5. Rhett Dawson, 1970	946
6. Ron Sellers, 1966	874
7. Rhett Dawson, 1971	817
8. Jackie Flowers, 1978	757
9. Mike Shumann, 1975	730
10. Jim Tyson, 1969	720

## Touchdown Catches

Name, Year	TD
1. Barry Smith, 1972	13
2. Ron Sellers, 1968	12
3. Fred Biletnikoff, 1964	11
4. Ron Sellers, 1967	8
5. Rhett Dawson, 1971	7
Jackie Flowers, 1978	7
Sam Platt, 1978	7
Jackie Flowers, 1979	7
9. Barry Smith, 1971	6
10. <b>Jessie Hester, 1982</b>	<b>5</b>

## Scoring

Name, Year	TD	PAT	CV	FG	PTS.
1. <b>Greg Allen, 1982</b>	<b>21</b>				<b>126</b>
2. Bill Capece, 1980		38-38		22-30	104
3. Barry Smith, 1972	14				86
4. Ron Sellers, 1968	12				72
5. Dave Cappelen, 1979		29-30		14-22	71
6. <b>Philip Hall, 1982</b>		<b>52-53</b>		<b>6- 7</b>	<b>70</b>
7. Frank Fontes, 1971		30-31		13-24	69
8. Fred Biletnikoff, 1964	11		1		68
9. Dave Cappelen, 1977		27-29		13-20	66
10. Frank Fontes, 1970		22-24		14-27	64

## CAREER LEADERS

### Rushing Yardage

Name, Years	Car.	Yds.
1. Larry Key (74-77)	625	2953
2. Mark Lyles (76-79)	515	2218
3. Tom Bailey (68-70)	381	1714
4. <b>Greg Allen (81-82)</b>	<b>291</b>	<b>1664</b>
5. <b>Ricky Williams (79-82)</b>	<b>320</b>	<b>1625</b>
6. Hodges Mitchell (72-73)	363	1613
7. Fred Pickard (57-59)	339	1546
Michael Whiting (78-81)	355	1485
9. Bobby Renn (56-58)	268	1455
10. Bill Moremen (65-67)	266	1158

### Rushing Touchdowns

Name, Years	TD
1. <b>Greg Allen (81-82)</b>	<b>23</b>
2. Mark Lyles (76-79)	20
3. Bill Moremen (65-67)	14
4. Larry Key (74-77)	13
5. Michael Whiting (78-81)	12
6. Bobby Renn (56-58)	11
7. Fred Pickard (57-59)	10
Rudy Thomas (73-76)	10
9. Phil Spooner (62-65)	9
Jim Mankins (65-66)	9



## Passing Yardage

Name, Years	Yds.
1. Gary Huff (70-72)	6378
2. Bill Cappleman (67-69)	4904
3. Jimmy Jordan (76-79)	4144
4. Wally Woodham (75, 77-79)	3550
5. Steve Tensi (62-64)	3392
6. Kim Hammond (65-67)	2777
7. Rick Stockstill (77, 79-81)	2739
8. Gary Pajcic (66-68)	2451
9. Jimmy Black (74 & 76)	1920
10. Ed Pritchett (63-65)	1746

## Touchdown Passes

Name, Years	TD
1. Gary Huff (70-72)	52
2. Bill Cappleman (67-69)	39
Jimmy Jordan (76-79)	39
4. Steve Tensi (62-64)	29
5. Rick Stockstill (77, 79-81)	26
6. Kim Hammond (65-67)	19
7. Blair Williams (79-82)	16
8. Tommy Warren (68 & 70)	13
9. Gary Pajcic (66-68)	12
Joe Majors (57-59)	12

## Passes Completed

Name, Years	Att.	Cmp.
1. Gary Huff (70-72)	796	436
2. Bill Cappleman (67-69)	636	349
3. Jimmy Jordan (76-79)	594	297
4. Wally Woodham (75, 77-79)	476	273
5. Steve Tensi (62-64)	472	252
6. Rick Stockstill (77, 79-81)	447	250
7. Kim Hammond (65-67)	351	196
8. Gary Pajcic (66-68)	383	195
9. Eddie Feely (60-62)	279	159
10. Jimmy Black (74 & 76)	240	137

## Total Offense

Name, Years	Plays	Yds.
1. Gary Huff (70-72)	921	6086
2. Bill Cappleman (67-69)	777	4499
3. Jimmy Jordan (76-79)	678	3764
4. Wally Woodham (75, 77-79)	573	3531
5. Steve Tensi (62-64)	525	3294
6. Larry Key (74-77)	627	2953
7. Kim Hammond (65-67)	433	2890
8. Gary Pajcic (66-68)	479	2681
Rick Stockstill (77, 79-81)	572	2630
10. Jimmy Black (74 & 76)	395	2356

## Receptions

Name, Years	Catches
1. Ron Sellers (68-70)	212
2. Mike Shumann (73-75, 77)	134
3. Rhett Dawson (69-71)	128
4. Barry Smith (70-72)	122
5. Jackie Flowers (76-79)	101
6. Fred Biletnikoff (62-64)	87
7. Gary Parris (70-72)	82
8. Mark Lyles (76-79)	81
9. Jim Tyson (68-70)	80
10. Michael Whiting (78-81)	74

## Receiving Yardage

Name, Years	Yds.
1. Ron Sellers (66-68)	3598
2. Barry Smith (70-72)	2392
3. Mike Shumann (73-75, 77)	2306
4. Rhett Dawson (69-71)	1915
5. Jackie Flowers (76-79)	1697
6. Fred Biletnikoff (62-64)	1463
7. Kurt Unglaub (76-80)	1260
8. Jim Tyson (68-70)	1204
9. Gary Parris (70-72)	1125
10. Kent Gaydos (69-71)	1124

## Touchdown Catches

Name, Years	TD
1. Barry Smith (70-72)	25
2. Ron Sellers (66-68)	23
3. Mike Shumann (73-75, 77)	16
Fred Biletnikoff (62-64)	16
5. Jackie Flowers (76-79)	14
6. Kent Gaydos (69-71)	12
Rhett Dawson (69-71)	12
Hardis Johnson (79-80)	12
9. Kurt Unglaub (76-80)	10
10. Sam Platt (78-80)	9
Jim Tyson (68-70)	9

## Scoring

Name, Years	TD	PAT	CV	FG	PTS.
1. Dave Cappelen (76-79)		111-119		43-71	240
2. Barry Smith (70-72)	27		1		164
3. Grant Guthrie (67-69)		72-76		28-50	156
4. Greg Allen (81-82)	24				144
5. Ron Sellers (66-68)	23				138
6. Mark Lyles (76-79)	22		1		134
7. Frank Fontes (70-71)		52-55		27-51	133
8. Larry Key (74-77)	18				108
Bill Capece (77-80)		39-39		23-36	108
Bill Moremen (65-67)	18				108

# BEST SINGLE GAME PERFORMANCES



## Total Offense Leaders

Player	Opponent	Year	Yards
1. Bill Cappleman	Memphis State	1969	490
2. Bill Cappleman	South Carolina	1968	431
3. Tommy Warren	Virginia Tech	1970	384
4. Gary Huff	Houston	1972	383
5. Jimmy Black	Southern Mississippi	1976	372
6. Gary Huff	South Carolina	1971	369
Joe Majors	Tampa	1959	369
8. Bill Cappleman	Wake Forest	1968	367
9. Gary Huff	Virginia Tech	1971	357
10. Greg Allen	Western Carolina	1981	322

## Yards Rushing Leaders

Player	Opponent	Year	Yards
1. Greg Allen	Western Carolina	1981	322
2. Greg Allen	Louisiana State	1981	202
3. Sam Platt	Memphis State	1980	188
4. <b>Greg Allen</b>	<b>Louisville</b>	<b>1982</b>	<b>173</b>
5. Larry Key	Auburn	1977	170
6. Buddy Strauss	Mississippi College	1949	161
7. Mike Davison	Tulsa	1972	155
8. Larry Key	Virginia Tech	1976	154
9. Mike Sellers	Sul Ross	1951	152
Homes Johnson	Virginia Tech	1978	152

## Yards Passing Leaders

Player	Opponent	Year	Yards
1. Bill Cappleman	Memphis State	1969	508
2. Bill Cappleman	South Carolina	1968	437
3. Gary Huff	Houston	1972	409
4. Gary Huff	Virginia Tech	1971	374
5. Bill Cappleman	Tulsa	1969	372
6. Kim Hammond	Mississippi State	1967	369
7. Gary Huff	South Carolina	1971	366
8. Bill Cappleman	Wake Forest	1968	365
9. Kim Hammond	Penn State	1967	362
(Gator Bowl)			
10. Jimmy Black	Southern Mississippi	1976	351

## Yards Receiving Leaders

Player	Opponent	Year	Yards
1. Ron Sellers	Wake Forest	1968	260
2. Ron Sellers	South Carolina	1968	259
3. Ron Sellers	Virginia Tech	1967	229
4. Ron Sellers	Memphis State	1968	218
5. Fred Biletznikoff	Oklahoma	1965	192
(Gator Bowl)			
6. Fred Biletznikoff	Virginia Tech	1964	182
7. Jackie Flowers	Louisiana State	1979	174
8. <b>Tony Johnson</b>	<b>Southern Mississippi</b>	<b>1982</b>	<b>166</b>
9. Jackie Flowers	Houston	1978	165

## Pass Attempt Leaders

Player	Opponent	Year	Passes
1. Gary Huff	Florida	1972	58
2. Kim Hammond	Penn State	1967	53
(Gator Bowl)			
Gary Pajcic	Virginia Tech	1966	53
4. Gary Huff	Houston	1972	51
5. Bill Cappleman	Memphis State	1969	50
6. Gary Huff	Arizona State	1971	46
(Fiesta Bowl)			
7. Jimmy Jordan	Mississippi State	1978	43
8. Gary Huff	Kansas	1972	42
Bill Cappleman	South Carolina	1968	42
Bill Cappleman	Florida	1969	42

## Pass Completion Leaders

Player	Opponent	Year	Passes
1. Kim Hammond	Penn State	1967	37
(Gator Bowl)			
2. Bill Cappleman	Memphis State	1969	31
3. Gary Pajcic	Virginia Tech	1966	28
4. Gary Huff	Houston	1972	27
Gary Huff	Florida	1972	27
6. Gary Huff	Kansas	1972	26
Gary Huff	South Carolina	1971	26
8. Gary Huff	Auburn	1972	25
Gary Huff	Arizona State	1971	25
(Fiesta Bowl)			
Bill Cappleman	South Carolina	1968	25

## Pass Reception Leaders

Player	Opponent	Year	Passes
1. Ron Sellers	South Carolina	1968	16
2. Ron Sellers	Wake Forest	1968	14
Ron Sellers	Penn State	1967	14
(Gator Bowl)			
4. Kent Gaydos	Houston	1969	13
Ron Sellers	Memphis State	1968	13
Ron Sellers	Alabama	1967	13
Ron Sellers	Virginia Tech	1966	13
Fred Biletznikoff	Oklahoma	1965	13
(Gator Bowl)			
9. Bill Moremen	Penn State	1967	12
(Gator Bowl)			



## LONGEST PLAYS

### Longest Touchdown Runs from Scrimmage

1. 97 yards by Larry Key vs. Virginia Tech, 1976
2. 81 yards by Fred Pickard vs. Virginia Tech, 1957
3. 80 yards by Phil Spooner vs. Houston, 1965
4. 78 yards by Buck Metts vs. Stetson, 1964
5. 74 yards by Bobby McKinnon vs. Memphis State, 1973
6. 68 yards by Bobby Fiveash vs. Tampa, 1958
7. 66 yards by Dave Snyder vs. Furman, 1963
8. 50 yards by Billy Allen vs. Louisville, 1981

### Longest Runs from Scrimmage without Scoring

1. 76 yards by Roy Thompson vs. Stetson, 1951
2. 66 yards by Greg Allen vs. Louisiana State, 1981
3. 65 yards by Wayne Giardino vs. Oklahoma (Gator Bowl), 1965
4. 64 yards by Nelson Italiano vs. Troy State, 1951
5. 60 yards by Jim Mankins vs. Texas Tech, 1966
- 60 yards by Nelson Italiano vs. Tampa, 1950
- 60 yards by Lee Corso vs. North Carolina State, 1956

### Longest Touchdown Plays

1. 100 yards by Leon Bright vs. Virginia Tech, 1974 (KO return)
- 100 yards by Bill Moremen and T. K. Wetherell vs. Kentucky, 1965 (lateral on KO return)
3. 99 yards by Ted Hewitt vs. Stetson, 1948 (pass interception return)
- 99 yards by Fred Biletznikoff vs. Miami, 1963 (pass interception return)
5. 97 yard run by Larry Key vs. Virginia Tech, 1976
- 97 yards by Billy Allen vs. Louisiana State, 1981 (KO return)
7. 96 yard pass from Jimmy Jordan to Kurt Unglaub vs. Virginia Tech, 1976
- 96 yards by David Snell vs. Virginia Tech, 1970 (KO return)
9. 95 yard pass from Jimmy Black to Rudy Thomas vs. Southern Mississippi, 1976
- 95 yards by Greg Allen vs. Western Carolina, 1981 (KO return)
- 95 yards by Billy Allen vs. West Virginia (Gator Bowl), 1982 (KO return)
12. 94 yards by Bill Moremen and T. K. Wetherell vs. Miami, 1966 (lateral on KO return)
13. 93 yards by Eddie McMillan vs. Memphis State, 1970 (KO return)
- 93 yards by Larry Key vs. Texas Tech (Tangerine Bowl), 1977 (KO return)
15. 92 yards by Phil Abraira vs. North Carolina State, 1969 (punt return)

16. 91 yard pass from Jimmy Black to Kurt Unglaub vs. North Texas State, 1976
17. 90 yards by Eddie McMillan vs. Miami, 1971 (KO return)

### Longest Touchdown Passes

1. 96 yards from Jimmy Jordan to Kurt Unglaub vs. Virginia Tech, 1976
2. 95 yards from Jimmy Black to Rudy Thomas vs. Southern Mississippi, 1976
3. 91 yards from Jimmy Black to Kurt Unglaub vs. North Texas State, 1976
4. 88 yards from Gary Huff to Barry Smith vs. Kansas, 1971
5. 86 yards from Gary Pajcic to Ron Sellers vs. Wake Forest, 1966
6. 83 yards from Blair Williams to Dennis McKinnon vs. South Carolina, 1982
7. 82 yards from Gary Pajcic to Ron Sellers vs. Maryland, 1968
8. 80 yards from Bill Cappleman to Don Pederson vs. Memphis State, 1969
- 80 yards from Nelson Italiano to Eddie Gray vs. Newberry, 1950
10. 78 yards from Clyde Walker to Mike Shumann vs. Iowa State, 1975

### Longest Punt Returns

1. 92 yards by Phil Abraira vs. North Carolina State, 1969 (TD)
2. 80 yards by Robert Jackson vs. Virginia Tech, 1974 (TD)
- 80 yards by Bill Odom vs. Stetson, 1954 (TD)
4. 75 yards by Walt Sumner vs. Alabama, 1967 (TD)
- 75 yards by Ralph Claudron vs. Whiting Field, 1949 (TD)
6. 71 yards by David Snell vs. Louisville, 1970 (TD)
7. 70 yards by Bill Campbell vs. Wake Forest, 1965 (TD)
8. 65 yards by Gary Henry vs. Southern Mississippi, 1979 (TD)
9. 60 yards by Lee Corso vs. North Carolina State, 1956
10. 58 yards by Tommy Brown vs. Jacksonville Navy, 1951



## Longest Kickoff Returns

- 100 yards by Leon Bright vs. Virginia Tech, 1974 (TD)  
100 yards by Bill Moremen and T. K. Wetherell vs. Kentucky, 1965 (TD, lateral)
- 97 yards by Billy Allen vs. Louisiana State, 1981 (TD)
- 96 yards by David Snell vs. Virginia Tech, 1970 (TD)
- 95 yards by Greg Allen vs. Western Carolina, 1981 (TD)  
95 yards by Billy Allen vs. West Virginia (Gator Bowl), 1982 (KO return)
- 94 yards by Bill Moremen and T. K. Wetherell vs. Miami, 1966 (TD, lateral)
- 93 yards by Eddie McMillan vs. Memphis State, 1970 (TD)  
93 yards by Larry Key vs. Texas Tech (Tangerine Bowl), 1977
- 90 yards by Eddie McMillan vs. Miami, 1971 (TD)
- 89 yards by Bill Odom vs. Virginia Tech, 1955 (TD)

- 84 yards by Fred Pickard vs. Tampa, 1958
- 72 yards by Bobby Renn vs. Florida, 1958
- 68 yards by Jim Heggins vs. Miami, 1974

## Longest Interception Returns

- 99 yards by Ted Hewitt vs. Stetson, 1958 (TD)  
99 yards by Fred Biletnikoff vs. Miami, 1963 (TD)
- 86 yards by Tom Hillabrand vs. Auburn, 1960 (TD)
- 81 yards by Bud Whitehead vs. Wake Forest, 1959 (TD)
- 74 yards by Dale McCullers vs. Houston, 1967
- 69 yards by Howard Ehler vs. Oklahoma (Gator Bowl), 1965 (TD)
- 66 yards by Bill Dawkins vs. Wofford (Cigar Bowl), 1959
- 51 yards by Tracy Ashley vs. Southern Illinois, 1982
- 50 yards by Ron Hester vs. Louisville, 1980 (TD)

## TEAM SEASON RECORDS

### POINTS SCORED

388 in 1982  
352 in 1980  
319 in 1979  
312 in 1978  
287 in 1972  
281 in 1968  
274 in 1977  
271 in 1971  
259 in 1954  
254 in 1970

### MOST TOUCHDOWNS SCORED

53 in 1982  
42 in 1978  
41 in 1980  
39 in 1979  
39 in 1972  
39 in 1954  
37 in 1968  
34 in 1977  
34 in 1966

### MOST TOUCHDOWNS RUSHING

30 in 1982  
21 in 1966  
20 in 1950  
19 in 1953  
18 in 1951  
18 in 1978

### MOST TOUCHDOWNS PASSING

29 in 1968  
28 in 1972

23 in 1971

21 in 1982  
19 in 1954  
19 in 1980  
18 in 1979  
18 in 1967  
18 in 1977

### XP RUN-PASS MADE

5 in 1958 (of 8)  
5 in 1959 (of 14)  
4 in 1975 (of 5)  
3 in 1979  
3 in 1960 (of 7)

### XP RUN-PASS ATTEMPTED

14 in 1959  
8 in 1979  
8 in 1958  
7 in 1960  
6 in 1970  
6 in 1972

### MOST FIRST DOWNS MADE

254 in 1982  
233 in 1968  
232 in 1978  
224 in 1977  
222 in 1980  
221 in 1979  
218 in 1981  
211 in 1972  
208 in 1975  
202 in 1971

### MOST FIELD GOALS MADE

22 in 1980  
15 in 1979  
14 in 1970  
13 in 1977  
13 in 1971  
12 in 1969  
9 in 1967  
9 in 1964  
8 in 1976

### MOST FIELD GOALS ATTEMPTED

30 in 1980  
25 in 1970  
24 in 1979  
24 in 1971  
23 in 1977  
21 in 1969  
18 in 1972  
18 in 1968

### XP KICKS MADE

52 in 1982 (of 53)  
39 in 1978  
38 in 1980  
31 in 1968 (of 32)  
30 in 1979  
30 in 1971 (of 31)  
30 in 1972 (of 33)  
27 in 1977  
26 in 1967 (of 27)



**XP KICKS ATTEMPTED**

53 in 1982  
 40 in 1978  
 38 in 1980  
 36 in 1954  
 33 in 1972  
 33 in 1950  
 32 in 1968

**TOTAL PLAYS**

855 in 1979  
 845 in 1978  
 835 in 1980  
 825 in 1982  
 814 in 1952  
 810 in 1972  
 792 in 1968  
 787 in 1970  
 785 in 1977

**MOST YARDS RUSHING**

2339 in 1982  
 2194 in 1949  
 2142 in 1953  
 2138 in 1980  
 1955 in 1981  
 1861 in 1979  
 1826 in 1976  
 1807 in 1950  
 1803 in 1975  
 1773 in 1958

**MOST YARDS RUSH PER GAME**

225.9 in 1950  
 219.4 in 1949  
 214.2 in 1953  
 212.6 in 1982  
 210.3 in 1948  
 205.0 in 1951  
 194.3 in 1980  
 177.7 in 1981

**FIRST DOWNS RUSHING**

137 in 1980  
 117 in 1981  
 116 in 1982  
 107 in 1975  
 106 in 1958  
 105 in 1979  
 105 in 1956  
 105 in 1953  
 99 in 1976  
 96 in 1978

**FIRST DOWNS PASSING**

129 in 1972  
 128 in 1978  
 127 in 1982  
 127 in 1968  
 120 in 1977  
 117 in 1971  
 112 in 1970  
 112 in 1966

**FIRST DOWN PENALTY**

20 in 1975

20 in 1973  
 17 in 1966  
 15 in 1968  
 15 in 1976  
 13 in 1980  
 12 in 1981  
 11 in 1982

**TOTAL OFFENSE**

5124 in 1982  
 4522 in 1978  
 4474 in 1972  
 4328 in 1968  
 4217 in 1970  
 4103 in 1977  
 4075 in 1979  
 4055 in 1971  
 3843 in 1981  
 3735 in 1980

**TOTAL OFFENSE PER GAME**

465.8 in 1982  
 432.8 in 1968  
 411.1 in 1978  
 406.7 in 1972  
 383.4 in 1970  
 378.6 in 1967  
 349.3 in 1981  
 339.5 in 1980

**MOST PASS COMPLETIONS**

209 in 1972  
 206 in 1978  
 195 in 1968  
 191 in 1969  
 190 in 1967  
 190 in 1982

**HIGHEST COMPLETION PERCENT**

59.0 in 1964  
 58.6 in 1980  
 55.8 in 1978  
 55.5 in 1976  
 55.0 in 1971  
 54.8 in 1968  
 54.6 in 1982  
 54.5 in 1977  
 54.3 in 1956  
 50.8 in 1981

**MOST TIMES INTERCEPTED**

23 in 1972  
 21 in 1973  
 21 in 1967  
 21 in 1954  
 18 in 1981

**MOST RUSH PLAYS**

603 in 1980  
 519 in 1975  
 515 in 1979  
 507 in 1953  
 492 in 1981  
 488 in 1976  
 477 in 1982  
 476 in 1978

466 in 1952  
 462 in 1977

**RUSH YARDS PER PLAY**

4.95 in 1949  
 4.90 in 1982  
 4.34 in 1968  
 4.30 in 1950  
 4.28 in 1950  
 4.23 in 1953  
 4.00 in 1981

**MOST YARDS PASSING**

2974 in 1972  
 2844 in 1968  
 2838 in 1970  
 2785 in 1982  
 2750 in 1971  
 2749 in 1978

**MOST YARDS PASS PER GAME**

284.4 in 1968  
 270.4 in 1972  
 258.4 in 1967  
 258.0 in 1970  
 255.0 in 1969  
 253.2 in 1982

**MOST PASS ATTEMPTS**

389 in 1972  
 369 in 1978  
 356 in 1969  
 356 in 1968  
 352 in 1967  
 348 in 1982

**HIGHEST PUNT AVERAGE**

45.2 in 1981  
 45.1 in 1980  
 40.6 in 1970  
 40.0 in 1978  
 39.7 in 1979  
 39.6 in 1965  
 39.5 in 1976  
 38.2 in 1973  
 38.1 in 1967  
 38.1 in 1977

**MOST PUNTS**

81 in 1973  
 66 in 1979  
 65 in 1981  
 63 in 1970  
 61 in 1974  
 61 in 1965  
 59 in 3 years  
 57 in 1980

**MOST PASSES INTERCEPTED BY**

25 in 1968  
 24 in 1982  
 24 in 1949  
 23 in 1979  
 22 in 1972  
 21 in 1948  
 20 in 1969  
 18 in 1980

## BEST PERFORMANCES BY OPPONENTS

### Individual

- Most Yards Rushing**—304, Sam Dejarnette, Southern Mississippi, 1982  
**Most Times Carried**—43, Sam Dejarnette, Southern Mississippi, 1982  
**Most Yards Passing**—458, Art Schlichter, Ohio State, 1981  
**Most Passes Attempted**—54, Larry Ochab, Florida, 1979  
**Most Passes Completed**—31, Art Schlichter, Ohio State, 1981  
**Most Passes Caught**—13, Gary Williams, Ohio State, 1981  
**Most Yards Pass Receiving**—229, Gary Williams, Ohio State, 1981  
**Most Total Offense**—412, Art Schlichter, Ohio State (46 rushing, 458 passing), 1981  
**Longest Touchdown Run from Scrimmage**—94, Roger Craig, Nebraska, 1981  
**Longest Punt Return**—86, Daryl Cox, Kentucky, 1961 (TD)

- Longest Interception Return**—70, Alex Webster, North Carolina State, 1952  
**Longest Kickoff Return**—100, Anthony Collins, East Carolina, 1980  
**Longest Pass Play**—95, from Ronnie Fletcher to Ben Hart, Oklahoma (Gator Bowl), 1965  
**Longest Punt**—77, Jim Walton, Boston College, 1976; Rob Rajsich, Miami, 1978  
**Longest Field Goal**—61, Wayne Latimer, Virginia Tech, 1975

### Team

- Passes Attempted**—54, Florida, 1979  
**Passes Completed**—31, Ohio State, 1981  
**Pass Yardage**—458, Ohio State, 1981  
**Rushing Yardage**—472, Nebraska, 1981  
**Total Offense**—620, Louisiana State, 1982  
**Rushing Attempts**—80, Houston, 1974  
**Points Scored**—58, Southern Mississippi, 1981  
**Most Fumbles**—17, Wichita State, 1969  
**Most Fumbles Lost**—10 (of 17), Wichita State, 1969  
**Penalties**—12, Pittsburgh, 1981

## HOMECOMING GAMES

(26 Wins, 8 Losses, 1 Tie)

	FSU	OPP		FSU	OPP
1948—Tampa	33	12	1973—Memphis State	10	13
1949—Millsaps	40	0	1974—Virginia Tech	21	56
1950—Sewanee	14	8	1975—Miami (Fla.)	22	24
1951—Stetson	13	10	1976—Southern Mississippi	30	27
1952—Furman	0	9	1977—North Texas State	35	14
1953—Stetson	13	6	1978—Navy	38	6
1954—Furman	33	14	1979—South Carolina	27	7
1955—The Citadel	39	0	1980—Boston College	41	7
1956—Wake Forest	14	14	1981—Western Carolina	56	31
1957—Virginia Tech	20	7	1982—Southern Illinois	59	8
1958—Tampa	43	0			
1959—William & Mary	0	9			
1960—Kentucky	0	23			
1961—Mississippi So.	0	12			
1962—Houston	0	7			
1963—North Carolina State	14	0			
1964—Kentucky	48	6			
1965—Wake Forest	35	0			
1966—Wake Forest	28	0			
1967—Texas Tech	28	12			
1968—Wake Forest	42	24			
1969—South Carolina	34	9			
1970—Virginia Tech	34	8			
1971—Mississippi State	27	9			
1972—Colorado State	33	0			





# COACHES AND CAPTAINS

Year	Coach	Captains	W	L	T	FSU Pts	Opp Pts
1947	Ed Williamson	Jack McMillan Phil Rountree	0	5	0	18	90
1948	Don Veller	Game Captains	7	1	0	152	64
1949*	Don Veller	Hugh Adams	9	1	0	291	59
1950	Don Veller	Duke Maltby	8	0	0	219	54
1951	Don Veller	Bill Dawkins	6	2	0	194	72
1952	Don Veller	Curtis Campbell Vic Szczepanik	1	8	1	101	261
1953	Tom Nugent	Steve Kalenich	5	5	0	183	146
1954*	Tom Nugent	Game Captains	8	4	0	277	190
1955	Tom Nugent	Bob Crenshaw Don Powell	5	5	0	147	186
1956	Tom Nugent	Joe Holt Buck Metz	5	4	1	178	116
1957	Tom Nugent	Ron Schomburger	4	6	0	136	165
1958*	Tom Nugent	Vic Prinzi Bobby Renn	7	4	0	218	124
1959	Perry Moss	John Spivey Al Ulmer	4	6	0	149	132
1960	Bill Peterson	Tony Romeo	3	6	1	111	136
1961	Bill Peterson	Steve Klesius	4	5	1	93	128
1962	Bill Peterson	Gene McDowell	4	3	3	170	69
1963	Bill Peterson	Charlie Calhoun Chuck Robinson	4	5	1	167	93
1964*	Bill Peterson	Bill Dawson Fred Biletnikoff	9	1	1	263	85
1965	Bill Peterson	George D'Alasandro Bill McDowell Max Wettstein	4	5	1	121	119
1966*	Bill Peterson	Game Captains	6	5	0	274	215
1967*	Bill Peterson	Game Captains	7	2	2	250	187
1968*	Bill Peterson	Game Captains	8	3	0	308	211
1969	Bill Peterson	Game Captains	6	3	1	220	182
1970	Bill Peterson	Game Captains	7	4	0	254	195
1971*	Larry Jones	Rhett Dawson John Lanahan	8	4	0	309	174
1972	Larry Jones	Gary Huff Larry Strickland	7	4	0	287	224
1973	Larry Jones	Jim Malkiewicz Don Sparkman	0	11	0	98	331
1974	Darrell Mudra	Joe Goldsmith Bert Cooper	1	10	0	130	289
1975	Darrell Mudra	Greg Johnson Jeff Gardner	3	8	0	187	213
1976	Bobby Bowden	Jimmy Black, Jeff Leggett, Joe Camps, Rudy Thomas	5	6	0	205	258
1977*	Bobby Bowden	Aaron Carter, Bill Duley, Larry Key, Tom Rushing, Nat Terry	10	2	0	314	170
1978	Bobby Bowden	Nate Henderson Willie Jones	8	3	0	312	208
1979*	Bobby Bowden	Ivory Joe Hunter Mike Good	11	1	0	326	160
1980*	Bobby Bowden	Ivory Joe Hunter Scott Warren Wally Woodham	10	2	0	352	85
1981	Bobby Bowden	Reggie Herring, Greg Futch, Ron Simmons, Ken Lanier	6	5	0	237	251
1982*	Bobby Bowden	James Harris, James Gilbert, Rohn Stark, Michael Whiting, Rick Stockstill	9	3	0	419	254
		Game Captains					

\*Bowl Game Included

# RECORD

# AGAINST

Team	First Meeting	Last Meeting		Score	W	L	T
		Date	Site				
Abilene Christian	1953	1957	H	34-7	1	2	0
Alabama	1965	1974	H	7-8	0	2	1
<b>Arizona State*</b>	1971	1979	N	31-3	1	1	0
<b>Auburn</b>	1954	1977	H	24-3	1	9	1
Baylor	1965	1974	H	17-21	1	2	1
Boston College	1957	1980	H	41-7	2	1	0
<b>Cincinnati</b>	1977	1982	H	38-31	4	0	0
Citadel, The	1955	1962	H	49-0	4	0	1
Clemson	1970	1976	H	12-15	2	1	0
Colorado State	1972	1974	H	7-14	1	1	0
Cumberland	1947	1948	H	30-0	1	1	0
Delta State	1951	1951	H	34-0	1	0	0
<b>East Carolina</b>	1980	1982	H	56-12	2	0	0
Erskine	1948	1949	H	26-7	1	1	0
<b>Florida</b>	1958	1982	H	10-13	6	18	1
Furman	1952	1963	H	49-6	7	2	0
George Washington	1961	1961	H	15-7	1	0	0
Georgia	1954	1965	H	10-3	4	5	0
Georgia Tech	1952	1975	A	0-30	0	7	1
Houston	1960	1978	H	21-27	2	12	2
Howard	1950	1950	H	20-6	1	0	0
Iowa State	1975	1975	H	6-10	0	1	0
Jacksonville Navy	1951	1951	A	39-0	1	0	0
Jacksonville State (Ala.)	1947	1947	H	0-7	0	1	0
Kansas	1971	1974	A	9-40	2	2	0
Kansas State	1970	1977	A	18-10	3	0	0
Kentucky	1960	1965	A	24-26	1	3	1
Livingston State	1948	1949	A	6-13	1	1	0
<b>Louisiana State*</b>	1968	1982	A	38-14	3	2	0
Louisiana Tech	1952	1953	A	21-32	0	2	0
<b>Louisville</b>	1952	1982	H	49-14	7	1	0
Maryland	1966	1968	A	24-14	2	0	0
Memphis State	1959	1981	H	10-5	6	7	0
<b>Miami</b>	1951	1982	A	24-7	12	14	0
Millsaps	1948	1949	H	40-0	2	0	0
Mississippi	1961	1961	A	0-33	0	1	0
Mississippi College	1948	1950	H	33-0	3	0	0
Mississippi State	1966	1979	H	17-6	7	2	0
Navy	1978	1978	H	38-6	1	0	0
Nebraska	1980	1981	A	14-34	1	1	0
Newberry	1950	1950	A	24-0	1	0	0
New Mexico State	1964	1964	H	36-0	1	0	0

## COACHES' CUMULATIVE RECORDS

Name	Tenure	Years	W-L-T	Pct.	FSU Pts.	OPP Pts.
Ed Williamson	1947	1	0-5-0	.000	18	90
Don Veller	1948-52	5	31-12-1	.716	938	504
Tom Nugent	1953-58	6	34-28-1	.548	1123	865
Perry Moss	1959	1	4-6-0	.400	149	132
Bill Peterson	1960-70	11	62-42-11	.587	2234	1602
Larry Jones	1971-73	3	15-19-0	.441	407	505
Darrell Mudra	1974-75	2	4-18-0	.182	317	502
Bobby Bowden	1976-	7	59-22-0	.728	2202	1422



# ALL OPPONENTS

Team	First Meeting	Last Meeting			W	L	T
		Date	Site	Score			
North Carolina State	1952	1969	H	33-22	8	4	0
North Texas State	1976	1977	H	35-14	2	0	0
Notre Dame	1981	1981	A	19-13	1	0	0
Ohio	1956	1956	H	47-7	1	0	0
Ohio State	1981	1982	A	34-17	2	0	0
Oklahoma*	1965	1980	N	17-18	1	3	0
Oklahoma State*	1958	1978	H	38-20	2	1	0
Penn State *	1968	1968	N	17-17	0	0	1
<b>Pittsburgh</b>	1971	1982	H	17-37	3	4	0
Randolph Macon	1950	1950	H	40-7	1	0	0
Richmond	1959	1961	H	13-7	3	0	0
San Diego State	1973	1977	A	16-41	0	2	0
Sewanee	1949	1950	H	14-8	2	0	0
<b>South Carolina</b>	1966	1982	A	56-26	8	2	0
Southern Illinois	1982	1982	H	59-8	1	0	0
Southern Mississippi	1952	1982	A	24-17	9	7	1
Stetson	1947	1954	A	47-6	6	1	1
Sul Ross State	1951	1951	H	35-12	1	0	0
Syracuse	1966	1978	A	28-0	1	1	0
Tampa	1948	1959	A	33-0	9	2	0
Tennessee	1958	1958	A	10-0	1	0	0
Tennessee Tech	1947	1958	H	22-7	1	1	0
Texas A&M	1967	1968	H	20-14	2	0	0
Texas Christian	1963	1965	A	3-7	1	2	0
Texas Tech*	1966	1977	N	40-16	3	1	0
Texas Western*	1954	1954	N	20-47	0	1	0
Troy State	1947	1951	H	40-0	4	1	0
Tulsa	1969	1980	H	45-2	4	0	0
Utah State	1975	1975	H	17-8	1	0	0
Villanova	1954	1957	A	7-21	3	1	0
Virginia Military	1952	1954	A	33-19	2	1	0
Virginia Tech	1955	1980	H	31-7	14	10	1
Wake Forest	1956	1973	A	7-9	7	2	1
West Virginia*	1982	1982	N	31-12	1	0	0
Western Carolina	1981	1981	H	56-31	1	0	0
Whiting Field	1949	1949	H	74-0	1	0	0
Wichita State	1969	1969	H	24-0	1	0	0
William & Mary	1959	1960	H	22-0	1	1	0
Wofford*	1949	1952	A	27-13	3	0	0
Wyoming*	1966	1966	N	20-28	0	1	0


\*Bowl Games Included



"Sod" games are a unique tradition at Florida State University. Certain away games in which Florida State is picked as the underdog are designated as sod games. If the Seminoles win, a piece of the opponent's turf — be it natural or artificial — is brought back to Tallahassee and buried in a small sod cemetery on the FSU practice field. A marble and brass marker etched with the date, opponent and score of the game is placed above the burial site. The tradition was started several years back by Dean Coyle E. Moore, a former professor at Florida State University. Sod games in 1982 included a 34-17 win at Ohio State and a 24-7 victory against Miami.




# YEAR-BY-YEAR RESULTS



**Ed Williamson (1947)**  
Ed Williamson was appointed Florida State's first coach just a few weeks before the inaugural football season. He had no stadium, no scholarships and not even a nickname for his team. With only 45 ex-high school players, his teams came close to winning three games that year although it ended with an 0-5-0 record. Williamson did not receive any pay for coaching the team.

1947-(0-5)	FSU	FOE
Stetson (H)	6	14
Cumberland (A)	0	6
Tennessee Tech (H)	6	27
Troy State (H)	6	36
Jacksonville State (H)	0	7
	18	90



**Don Veller (1948-52)**  
Don Veller won 30 of his first 34 games as head coach at FSU before the Seminoles began playing a major college schedule. His five-year overall record was 31-12-1 and included an undefeated 8-0 season in 1950. That was also the year the Tribe moved into Dook Campbell Stadium. Veller, who still resides in Tallahassee, produced the second-highest winning percentage of all FSU coaches (.76). He is credited by many as laying the early foundation for the FSU football program.

1948-(7-1)	FSU	FOE
Cumberland (H)	30	0
Erskine (A)	6	14
Millsaps (A)	7	6
Stetson (A)	18	7
Mississippi College (H)	26	6
Livingston State (H)	12	6
Troy State (A)	20	13
Tampa (H)**	33	12
	152	64


1949-(9-1)	FSU	FOE
Whiting Field (H)	74	0
Mississippi College (A)	33	12
Erskine (H)	26	7
Sewanee (A)	6	0
Stetson (H)	33	14
Livingston State (A)	6	13
Millsaps (H)**	40	0
Tampa (A)	34	7

Troy State (H)	20	0
<b>CIGAR BOWL</b>		
Wofford (N)	19	6
	291	59

1950-(8-0)	FSU	FOE
Troy State (A)	26	7
Randolph Macon (H)	40	7
Howard (H)	20	6
Newberry (A)	24	0
Sewanee (H)**	14	8
Stetson (A)	27	7
Mississippi College (H)	33	0
Tampa (H)	35	19
	219	54

1951-(6-2)	FSU	FOE
Troy State (H)	40	0
Miami (Fla.) (A)	13	35
Delta State (H)	34	0
Sul Ross State (H)	35	13
Stetson (H)**	13	10
Jacksonville Navy (A)	39	0
Wofford (H)	14	0
Tampa (H)	6	14
	194	72

1952-(18-1)	FSU	FOE
Louisiana Tech (H)	13	32
Louisville (H)	14	41
VMI (H)	7	28
N. Carolina State (A)	7	13
Stetson (N)	6	6
Mississippi So. (H)	21	50
Furman (H)**	0	9
Georgia Tech (A)	0	30
Wofford (A)	27	13
Tampa (H)	6	39
	101	261



**Tom Nugent (1953-58)**  
Tom Nugent had a successful coaching stint at Florida State, as indicated by his 34-28-1 record in his six years at the Seminole helm. Florida State participated in two bowl games during Nugent's tenure and for the first time, in 1958, Florida State and Florida met on the football field. Nugent also served as athletic director while he was head coach of the Seminoles.

1953-(5-5)	FSU	FOE
Miami (Fla.) (A)	0	27
Louisville (H)	59	0
Abilene Christian (H)	7	20
Louisiana Tech (A)	21	32
VMI (H)	12	7
Mississippi So. (A)	0	21
Furman (H)	7	14
Stetson (H)**	13	6
N. Carolina State (H)	23	13
Tampa (A)	41	6
	183	146

1954-(8-4)	FSU	FOE
Georgia (H)	0	14
Abilene Christian (H)	0	13
Louisville (A)	47	6
Villanova (H)	52	13
N. Carolina State (A)	13	7
Auburn (A)	0	33
VMI (A)	33	19
Furman (H)**	33	14
Stetson (A)	47	6
Mississippi So. (H)	19	18
Tampa (A)	13	0
<b>SUN BOWL</b>		
Texas Western (A)	20	47
	277	190

1955-(5-5)	FSU	FOE
N. Carolina State (H)	7	0
Miami (Fla.) (A)	0	34
Virginia Tech (H)	20	24
Georgia (H)	14	47
Georgia Tech (A)	0	34
Villanova (H)	16	13
Furman (A)	19	6
The Citadel (H)**	39	0
Mississippi So. (A)	6	21
Tampa (A)	26	7
	147	186

1956-(5-4-1)	FSU	FOE
Ohio University (H)	47	7
Georgia (A)	0	3
Virginia Tech (H)	7	20
N. Carolina State (A)	14	0
Wake Forest (H)**	14	14
Villanova (A)	20	13
Miami (Fla.) (A)	7	20
Furman (H)	42	7
Mississippi So. (H)	20	19
Auburn (A)	7	13
	178	116

1957-(4-6)	FSU	FOE
Furman (H)	27	7
Boston College (A)	7	20
Villanova (A)	7	21
N. Carolina State (H)	0	7
Abilene Christian (H)	34	7
Virginia Tech (H)**	20	7
Miami (Fla.) (H)	13	40
Mississippi So. (A)	0	20
Auburn (H)	7	29
Tampa (A)	21	7
	136	165

1958-(7-4)	FSU	FOE
Tennessee Tech (H)	22	7
Furman (H)	42	6
Georgia Tech (A)	3	17
Wake Forest (H)	27	24
Georgia (N)	13	28
Virginia Tech (H)	28	0
Tennessee (A)	10	0
Tampa (H)**	43	0
Miami (Fla.) (A)	17	6
Florida (A)	7	21
<b>BLUEGRASS BOWL</b>		
Oklahoma State (N)	6	15
	218	124





**Perry Moss (1959)**

Moss was one of two FSU coaches who spent only a year at the school. In his only season, FSU produced a 4-6-0 record. Midway through the season, reports were published that Moss would leave to join the Montreal Alouettes of the Canadian Football League. True to that report, Moss departed after a brief year at the Tallahassee school.

1959-(4-6)	FSU	FOE
Wake Forest (H)	20	22
The Citadel (H)	47	6
Miami (Fla.) (H)	6	7
Virginia Tech (A)	7	6
Memphis State (A)	6	16
Richmond (A)	22	6
Georgia (A)	0	42
William & Mary (H)**	0	9
Florida (A)	8	18
Tampa (H)	33	0
	149	132



**Bill Peterson (1960-70)**

Bill Peterson arrived in Tallahassee with football in deep trouble. When he left 11 years and four bowl games later, he had become the most significant coach in the first quarter of a century of Seminole football. Under "Pete" the Seminoles were 62-42-11. The most memorable Peterson year was 1964 when that squad, featuring the "Magnificent Seven", went 9-1-1 and recorded the first ever win over the Florida Gators. Peterson, after serving as color commentator on the Seminole Sports Network for the past few years, is now athletic director of the University of Central Florida.

1960-(3-6-1)	FSU	FOE
Richmond (H)	28	0
Florida (A)	0	3
Wake Forest (H)	14	6
The Citadel (A)	0	0
Mississippi So. (A)	13	15
William & Mary (H)	22	0
Kentucky (H)**	0	23
Miami (Fla.) (A)	7	25
Houston (H)	6	7
Auburn (A)	21	57
	111	136

1961-(4-5-1)	FSU	FOE
George Washington (A)	15	7
Florida (A)	3	3
Mississippi (A)	0	33
Georgia (H)	3	0
Richmond (H)	13	7
Virginia Tech (A)	7	10
Kentucky (A)	0	20
The Citadel (H)	44	8
Mississippi So. (H)**	0	12
Houston (A)	8	28
	93	128

1962-(4-3-3)	FSU	FOE
The Citadel (H)	49	0
Kentucky (A)	0	0
Furman (H)	42	0
Miami (Fla.) (A)	6	7
Georgia (A)	18	0
VPI (H)	20	7
Houston (H)**	0	7
Georgia Tech (A)	14	14
Florida (A)	7	20
Auburn (A)	14	14
	170	69

1963-(4-5-1)	FSU	FOE
Miami (Fla.) (H)	24	0
Texas Christian (H)	0	13
Wake Forest (H)	35	0
So. Mississippi (A)	0	0
Virginia Tech (H)	23	31
Furman (H)	49	6
Georgia Tech (A)	7	15
N. Carolina State (H)**	14	0
Auburn (A)	15	21
Florida (A)	0	7
	167	93

1964-(9-1-1)	FSU	FOE
Miami (Fla.) (A)	14	0
Texas Christian (A)	10	0
New Mexico State (H)	36	0
Kentucky (H)**	48	6
Georgia (A)	17	14
Virginia Tech (A)	11	20
So. Mississippi (H)	34	0
Houston (A)	13	13
N. Carolina State (H)	28	6
Florida (H)	16	7

GATOR BOWL	FSU	FOE
Oklahoma (N)	36	19
	263	85

1965-(4-5-1)	FSU	FOE
Texas Christian (A)	3	7
Baylor (H)	9	7
Kentucky (A)	24	26
Georgia (H)	10	3
Alabama (A)	0	21
Virginia Tech (H)	7	6
Wake Forest (H)**	35	0
N. Carolina State (A)	0	3
Houston (H)	16	16
Florida (A)	17	30
	121	119

1966-(6-5)	FSU	FOE
Houston (H)	13	21
Miami (Fla.) (A)	23	20
Florida (H)	19	22
Texas Tech (A)	42	33
Mississippi State (H)	10	0
Virginia Tech (A)	21	23
South Carolina (A)	32	10
Syracuse (A)	21	37
Wake Forest (H)**	28	0
Maryland (H)	45	21

SUN BOWL	FSU	FOE
Wyoming (N)	20	28
	274	215

1967-(7-2-2)	FSU	FOE
Houston (A)	13	33
Alabama (A)	37	37
N. Carolina State (H)	10	20
Texas A&M (A)	19	18
South Carolina (H)	17	0
Texas Tech (H)**	28	12
Mississippi State (H)	24	12
Memphis State (A)	26	7
Virginia Tech (H)	38	15

Florida (A)	21	16
<b>GATOR BOWL</b>		
Penn State (N)	17	17
	250	187

1968-(8-3)	FSU	FOE
Maryland (A)	24	14
Florida (H)	3	9
Texas A&M (H)	20	14
Memphis State (H)	20	10
South Carolina (A)	35	28
Virginia Tech (H)	22	40
Mississippi State (A)	27	14
N. Carolina State (A)	48	7
Wake Forest (H)**	42	24
Houston (N)	40	20

PEACH BOWL	FSU	FOE
LSU (N)	27	31
	308	211

1969-(6-3-1)	FSU	FOE
Wichita State (H)	24	0
Miami (Fla.) (A)	16	14
Florida (A)	6	21
Tulsa (A)	38	20
Mississippi State (H)	20	17
South Carolina (H)**	34	9
Virginia Tech (A)	10	10
Memphis State (H)	26	28
N. Carolina State (H)	33	22
Houston (H)	27	31
	220	182

1970-(7-4)	FSU	FOE
Louisville (H)	9	7
Georgia Tech (H)	13	23
Wake Forest (H)	19	14
Florida (H)	27	38
Memphis State (A)	12	16
South Carolina (A)	21	13
Miami (Fla.) (A)	27	3
Clemson (H)	38	13
Virginia Tech (H)**	34	8
Kansas State (H)	33	7
Houston (N)	21	53
	254	195



**Larry Jones (1971-73)**

Larry Jones compiled a 15-19 record in his three years at the Seminole helm. In his first two seasons, the popular coach led his teams to a 15-8 record but he is probably remembered most for the following season when his team did not win a game and lost 11. Jones is now an athletic administrator at Louisiana State.


1971-(8-4)	FSU	FOE
So. Mississippi (N)	24	9
Miami (Fla.) (A)	20	17
Kansas (H)	30	7
Virginia Tech (A)	17	3
Mississippi State (H)**	27	9
Florida (A)	15	17
South Carolina (H)	49	18
Houston (A)	7	14
Georgia Tech (A)	6	12
Tulsa (H)	45	10
Pittsburgh (H)	31	13

FIESTA BOWL	FSU	FOE
Arizona State (A)	38	45
	309	174



1972-(7-4)	FSU	FOE
Pittsburgh (A)	19	7
Miami (Fla.) (A)	37	14
Virginia Tech (H)	27	15
Kansas (A)	44	22
Florida (H)	13	42
Mississippi State (N)	25	21
Colorado State (H)**	37	0
Auburn (A)	14	27
Houston (H)	27	31
Tulsa (H)	23	21
South Carolina (A)	21	24
	287	224

1973-(0-11)	FSU	FOE
Wake Forest (A)	7	9
Kansas (H)	0	28
Miami (Fla.) (H)	10	14
Baylor (A)	14	21
Mississippi State (H)	12	37
Memphis State (H)**	10	13
San Diego State (A)	17	38
Houston (A)	3	34
Virginia Tech (A)	13	36
South Carolina (H)	12	52
Florida (A)	0	49
	98	331




**Darrell Mudra**  
(1974-75)

Darrell Mudra was a successful coach before arriving at Florida State and he was successful after he left. But during his two years in Tallahassee, his record was 4-8-0. Mudra inherited an 0-11 team and wasn't able in two years to bring the program back in to the glory years it had enjoyed under Bill Peterson. Mudra, who coached from the press box instead of the sidelines, is head coach of Eastern Illinois.

1974-(1-10)	FSU	FOE
Pittsburgh (H)	6	9
Colorado State (H)	7	14
Kansas (A)	9	40
Baylor (H)	17	21
Alabama (A)	7	8
Florida (H)	14	24
Auburn (A)	6	38
Memphis State (A)	14	42
Miami (Fla.) (A)	21	14
Virginia Tech (H)**	21	56
Houston (H)	8	23
	120	289

1975-(3-8)	FSU	FOE
Texas Tech (A)	20	31
Utah State (H)	17	8
Iowa State (H)	6	10
Georgia Tech (A)	0	30
Virginia Tech (A)	10	13
Florida (A)	8	34
Auburn (H)	14	17
Clemson (A)	43	7
Memphis State (H)	14	17
Miami (Fla.) (H)**	22	24
Houston (A)	33	22
	187	213



**Bobby Bowden**  
(1976-Present)

Current mentor Bobby Bowden is without a doubt the most popular head coach in FSU history. In 1976, Bowden took over a program that had gone 4-29 in the previous three years and put together a golden seven-year record of 59-22. His 728 winning percentage is tops among all Seminole coaches. Bowden-coached teams have participated in four bowl games and have earned top 10 rankings in each of those seasons. Bowden was the first FSU coach to lead his team to a New Year's Day Bowl when the Seminoles played in the 1980 Orange Bowl.

1976-(5-6)	FSU	FOE
Memphis State (A)	12	21
Miami (Fla.) (A)	0	47
Oklahoma (A)	9	24
Kansas State (H)	20	10
Boston College (A)	28	9
Florida (H)	26	33
Auburn (A)	19	31
Clemson (H)	12	15
So. Mississippi (H)**	30	27
N. Texas State (A)	21	20
Virginia Tech (H)	28	21
	205	258

1977-(10-2)	FSU	FOE
So. Mississippi (A)	35	6
Kansas State (A)	18	10
Miami (Fla.) (H)	17	23
Oklahoma State (A)	25	17
Cincinnati (H)	14	0
Auburn (H)	24	3
N. Texas State (H)**	35	14
Virginia Tech (A)	23	21
Memphis State (H)	30	9
San Diego (A)	16	41
Florida (A)	37	9

TANGERINE BOWL	FSU	FOE
Texas Tech (N)	40	17
	314	170

1978-(8-3)	FSU	FOE
Syracuse (A)	28	0
Oklahoma State (H)	38	20
Miami (Fla.) (A)	31	21
Houston (H)	21	27
Cincinnati (H)	26	21
Mississippi St. (A)	27	55
Pittsburgh (A)	3	7
So. Mississippi (A)	38	16
Virginia Tech (H)	24	14
Navy (H)**	38	6
Florida (H)	38	21
	312	208

1979-(11-1)	FSU	FOE
So. Mississippi (H)	17	14
Arizona State (N)	31	3
Miami (Fla.) (H)	40	23
Virginia Tech (A)	17	10
Louisville (A)	27	0
Mississippi State (H)	17	6
Louisiana State (A)	24	19
Cincinnati (A)	26	21
South Carolina (H)**	27	7

Memphis State (H)	66	17
Florida (A)	27	16
<b>ORANGE BOWL</b>		
Oklahoma (N)	7	24
	326	160


1980-(10-2)	FSU	FOE
Louisiana State (A)	16	0
Louisville (H)	52	0
East Carolina (H)	63	7
Miami (Fla.) (A)	9	10
Nebraska (A)	18	14
Pittsburgh (H)	36	22
Boston College (H)	41	7
Memphis State (A)	24	3
Tulsa (H)	45	2
Virginia Tech (H)	31	7
Florida (H)	17	13

ORANGE BOWL	FSU	FOE
Oklahoma (N)	17	18
	352	85

1981-(6-5)	FSU	FOE
Louisville (H)	17	0
Memphis State (H)	10	5
Nebraska (A)	14	34
Ohio State (A)	36	27
Notre Dame (A)	19	13
Pittsburgh (A)	14	42
Louisiana State (A)	38	14
Western Carolina (H)	56	31
Miami (H)	19	27
Southern Mississippi (H)	14	58
Florida (A)	3	35
	240	286

1982-(9-3)	FSU	FOE
Cincinnati (H)	38	31
Pittsburgh (H)	17	37
Southern Mississippi (A)	24	17
Ohio State (A)	34	17
Southern Illinois (H)	59	8
East Carolina (H)	56	17
Miami (A)	24	7
South Carolina (A)	56	26
Louisville (H)	49	14
Louisiana State (A)	21	55
Florida (H)	10	13

GATOR BOWL	FSU	FOE
West Virginia (N)	31	12





## **BOWL GAMES IN REVIEW**

### **1950 Cigar Bowl Florida State 19, Wofford 6**

TAMPA, Fla. (Jan. 2, 1950)—Red Parrish scored twice and Buddy Strauss rushed for 132 yards to give underdog Florida State a 19-6 win over Wofford in the Cigar Bowl football game.

The victory was a come-from-behind effort by the Seminoles as the Terriers scored only moments into the contest to make the score 6-0. That touchdown came when Wofford defenders blocked a Bo Manuel punt and recovered it in the end zone. The extra point attempt was no good.

For the balance of the first quarter, Florida State mounted several drives that stalled around midfield while Wofford netted virtually nothing offensively. Early in the second period, however, Wofford had its first real threat. It died on the Seminoles' 16-yard-line when Bill Dawkins intercepted a pass and returned it to the Terrier 20. Shortly after, Parrish bolted to the tribe's initial touchdown that tied the score at 6-6.

Late in the half the Seminoles got cranked up again. Strauss busted up the middle for a 15-yard gain and an interference penalty pushed Florida State into Wofford territory. On the next play Parrish lofted a left-handed halfback pass to Norman Eubanks who made a spectacular catch between two defenders at the Terrier 20. Shortly after, Parrish bolted to the Tribe's initial touchdown that tied the score at 6-6.

point sent the Seminoles to the locker room with a 13-6 lead.

The third period was a dogged defensive battle with no serious scoring threats. But in the final period FSU pinned Wofford deep in its own territory with a 63-yard Manuel punt. After the Terriers fumbled on their own eight, the Seminoles were unable to cash in as Parrish came up a foot short on fourth down.

Unable to move the ball out of the deep hole, Wofford was forced to punt giving the Seminoles excellent field position with only minutes remaining. This time Don Veller's team wasted no time cashing in. With only seconds showing on the clock, Parrish sliced in from the five and Florida State had a 19-6 upset victory.

### **1955 Sun Bowl Texas Western 47, Florida State 20**

EL PASO, Tex. (Jan. 1, 1955)—Florida State's defense collapsed in the second quarter allowing Texas Western to move well ahead and capture a 47-20 Sun Bowl victory.

With the score tied 7-7 at the end of the first period, the underdog Miners put together a magnificent 28-point quarter that buried the Seminoles on this steamy January afternoon. Texas Western quarterback John

Griner ran the option to perfection in that second quarter, and the Seminoles, fighting a blinding sun and the high altitude, just couldn't keep pace.

After leading 7-0 in the first four minutes of this 20th renewal of the Sun Bowl the Seminoles allowed the aroused Miners to tie the score late in the period. On the first play of the second quarter, Florida State fumbled on its own 24 and Texas Western needed only two plays to grab its first lead of the day. That touchdown came on a nifty run by Miner ace Jesse Whittenton.

At that point the flood gates opened. Tom Nugent's Seminoles made three more costly mistakes in the quarter that led directly to Texas Western touchdowns and the homestanding Miners eased into the locker room with a 34-7 advantage.

In the final half, the Miners ran the count to 41-7 before the Tribe managed to get on the board for the second time in the afternoon. Quarterback Len Swantic led a third quarter drive that was sparked by a 43-yard touchdown pass to Tom Fearmster. But Western wasted no time in countering that Seminole score. On the next kickoff, Bob Forrest raced 95 yards for the final Miner touchdown of the day.

The Seminoles were able to tack on a final tally in the fourth period. Harry Massey Hit Bill Odom on a 16-yard pass play for the score.

### **1958 Bluegrass Bowl Oklahoma State 15, Florida State 6**

LOUISVILLE, Ky. (Dec. 13, 1958)—A frantic fourth-quarter comeback was not to be as Florida State couldn't fight off the bitter cold and Oklahoma State went home with a 15-6 victory in the only Bluegrass Bowl ever played.

A crowd of just over 7,000 was able to brave the 10-degree weather for the first-ever meeting between the two schools. Players on both teams wore tennis shoes in an effort to combat the frozen turf. It was the Seminoles' first nationally televised game and a relatively obscure Howard Cosell handled the color that day.

Florida State got off to a good start in this one, mounting two drives deep into OSU territory. Both times it came up empty-handed though as field goal attempts from the 16 and 23 fell short.

Oklahoma State managed to dent the scoreboard early in the second quarter as swift halfback Duane Wood sprinted in from the Florida State 17.

Unable to get anything going in that second period, the Seminoles were forced to rely on their defense. The last assault came in the final two minutes of the half. The Aggies drove inside the Florida State five and on fourth down with 1:15 left, FSU's Ron Hinson stopped Forrest Campbell one foot from paydirt. That sent the



clubs to the locker room with the score 7-0.

Early in the third period the Seminoles did themselves in with a pair of fumbles. The second miscue set up the Aggies at the Florida State 39. It took 10 plays but Wood finally scored his second touchdown and then caught a two-point conversion to make it 15-0.

## **1965 Gator Bowl Florida State 36, Oklahoma 19**

JACKSONVILLE, Fla. (Jan. 2, 1965)—A brilliant passing combination of Steve Tensi and Fred Biletnikoff rewrote the Gator Bowl record book and gave the upstart Seminoles an impressive 36-19 victory over Oklahoma in this post season event.

The Florida State victory will long be remembered as one of the greatest passing shows in the history of college football. Tensi completed 23 of 36 passes for 303 yards and five touchdowns while Biletnikoff hauled in 13 for 192 yards and four TDs. Both players signed professional contracts on the field at the completion of the game.

Oklahoma claimed the first break of the day as Tensi was intercepted. The Sooners marched to the Seminole 34 but on third down FSU defensive back Howard Ehler picked off an OU pass and sailed 63 yards for the initial touchdown. Later in the quarter the Sooners came back to claim the lead 7-6 but that lead lasted only as long as it took the Tribe to move 90 yards.

Phil Spooner was instrumental in the drive and Tensi continued to pick the OU defense apart. From the 15, Tensi hit Biletnikoff for a 12-7 lead. Twice more before the intermission, Tensi found Biletnikoff for touchdowns. The first score followed a George D'Allesandro fumble recovery and the second came on a long drive against the clock. The halftime score was 24-7.

Early in the second half Oklahoma recovered a Seminole fumble and cut the lead to 24-13, but as the third period drew to a close the Seminoles executed an 82-yard drive. On the last play of the quarter Tensi hit Don Floyd in the Oklahoma end zone for the touchdown.

With 10 minutes left and the score at 30-19 it was time for the Seminole defense to take over. Two drives late in the game came up short for the Sooners and finally FSU tackled on its final TD—a 14-yard Tensi-to-Biletnikoff toss that made it 36-19.

## **1966 Sun Bowl Wyoming 28, Florida State 20**

EL PASO, Tex. (Dec. 24, 1966)—Florida State's vaunted passing attack was not enough to overcome a stingy Wyoming defense and the Seminoles fell 28-20 in their second try for a Sun Bowl title.

Though the Seminoles got a couple of early breaks it was the Cowboys who first drew blood. The initial

score came on a Jim Kiick plunge and the score stood 7-0 at the end of the first period. Florida State bounced back, however, as Bill Moreman fell on a Vic Washington fumble and FSU had the ball at the Wyoming 49. From there Kim Hammond found Ron Sellers for the tying touchdown.

The Seminoles managed to grab the lead in the game shortly before the intermission. This time Hammond hit T. K. Wetherell behind the Cowboy secondary for a 54-yard scoring strike. At the half it was 14-7.

It didn't take long for the Cowboys to tie the score. Early in the second half Wyoming quarterback Rick Egloff found Jerry Marion for a 39-yard touchdown. Late in the third quarter the Cowboys went ahead to stay. Kiick, who gained 135 yards on 23 carries, picked up 43 of them on a touchdown run that gave the Cowboys a 21-14 lead.

Florida State made a last-ditch attempt to regain a part of the lead as time ticked away in the final quarter. Hammond hit Ron Sellers in Wyoming territory. As the lanky receiver was hit, he fumbled the ball and it was recovered by teammate Chip Glass at the Cowboy five. But the tenacious Wyoming defense held in the final three minutes. From there Wyoming used a pair of 15-yard penalties and the running of Kiick to drive to the FSU 14 in the waning minutes. Egloff scampered into the end zone for the final Cowboy touchdown.

## **1967 Gator Bowl Florida State 17, Penn State 17**

JACKSONVILLE, Fla. (Dec. 30, 1967)—Penn State jumped to a commanding 17-point lead at intermission but Florida State battled back in the second half to gain an exciting 17-17 tie.

The Seminoles received the kickoff but were stalled at the Penn State 25. The Lions fumbled after one play but an intercepted pass gave them the ball back and they got the first score on a 27-yard field goal by Tom Sherman in the closing minutes of the first quarter.

Late in the second period Sherman passed to Jack Curry on a 10-yard touchdown play and then came back to hit All-America tight end Ted Kwalick with seconds remaining in the half. The Seminoles were completely stopped before intermission as Penn State threw up a stingy defense that kept Kim Hammond and his mates at bay.

The momentum changed in the second half, however. Penn State received the kick but was forced to punt. The Tribe drove quickly to the Lion one but couldn't punch the ball in. However, on the next series, the Lions gambled on fourth down at their own 15 and the Seminole defense held. Three plays later Hammond passed to Ron Sellers for the initial Florida State score.

When Lion halfback Charlie Pittman fumbled the ball on the kickoff the Seminoles were back in business at the Penn State 22. Passes to Sellers and Bill Moreman moved the ball to the one and from there Hammond took it on himself to cut the lead to 17-14.

With just over a minute to play in the game, Hammond directed a picture-perfect drive from the Seminole 31 to the Penn State 15. There Florida State



was faced with a fourth-and-five situation with 17 seconds remaining. Coach Bill Peterson decided to go for the sure three points and a tie rather than to risk a 17-14 loss. Grant Guthrie booted the field goal and the 1967 Gator Bowl had co-champions.

## **1968 Peach Bowl Louisiana State 31, Florida State 27**

ATLANTA, Ga. (Dec. 30, 1968)—Competing in its fourth consecutive bowl game Florida State couldn't outscore Louisiana State and the Seminoles fell 31-27 in a soggy game that initiated Atlanta's Peach Bowl.

The Seminoles had been considered a slight favorite in the game until the teams took the field for the pre-game warmups. It was at that point that the rain began to fall and it didn't let up until the final minutes of the contest played at Georgia Tech's Grant Field.

Despite the rain, the Seminoles wasted little time getting on the scoreboard. LSU won the toss but the Tigers bobbled the ball and FSU's John Crowe pounced on the loose ball at the Tiger 36. Tom Bailey swept around right end on the game's first play from scrimmage and went all the way for the touchdown.

That was the only score of the first period, however, as the heavy rain hampered both teams. In the first period, the Seminoles recovered two more LSU fumbles and intercepted a Tiger pass.

Early in the second period Bill Cappleman capped a 75-yard drive with a 21-yard touchdown pass to Bill Gunter that gave the Tribe a 13-0 lead. LSU's first score came midway through the second period on a 39-yard punt return of a stray Bill Cheshire kick. A 32-yard field goal in the waning minutes of the half cut the Seminole lead to 13-10 at intermission.

The Tigers came roaring back in the third period and a pair of touchdowns staked them to a 24-13 lead. But the Seminoles were not finished. A fourth-quarter Cappleman to Sellers pass brought Florida State within five and with 6:15 left in the game it went on top 27-24 with a Cappleman-Sellers aerial and a two-point conversion pass to Chip Glass.

## **1971 Fiesta Bowl Arizona State 45, Florida State 38**

TEMPE, Ariz. (Dec. 27, 1971)—In one of the most dazzling offensive shows in bowl history Arizona State managed to score with 34 seconds remaining in the game and capture the first-ever Fiesta Bowl 45-38.

Over 51,000 partisan Arizona State fans crowded into Sun Devil Stadium and Ray Scott was on hand to call the shots over a 140-station TV network. Florida State's initial drive stalled and Arizona State wasted no time in grabbing a 7-0 lead. FSU's Barry Smith brought the kickoff back 49 yards and like lightning Gary Huff and his mates tied the score. Huff's passes put the

Tribe at the one and from there Paul Magalski got the six points.

Thirty-two points went on the board in the second quarter. The locals drew first blood but soon a field goal by Frank Fontes moved the Seminoles to within one at 14-13. The momentum seemed to swing to Florida State as it raced 63 yards on a later drive and added a two-point conversion to lead 21-14. With just over two minutes left in the half ASU's Danny White hit Steve Holden for a 55-yard scoring pass that tied it at 21-21.

But, at that point the Seminoles proved they had come to play. Huff put on a brilliant passing display, hitting Gaydos for 46 yards to the Sun Devil 10. With time running out, Rhett Dawson snared his second touchdown pass of the day to give the Tribe a 28-21 lead at halftime.

The third quarter was all Arizona State. Holding the ball almost the entire quarter, the Sun Devils put 10 points on the board and led 31-28 heading into the final stanza. Early in that last quarter Florida State culminated a 75-yard drive with a field goal to tie the game 31-31. On an exchange of punts, Holden hurt the Seminoles again. This time he returned a Dwane Carroll punt 63 yards for a touchdown. Florida State came back to tie the game again as Dawson made a sensational touchdown grab between two defenders with 4:44 left in the contest.

A final ASU drive resulted in a Woody Green score with 34 seconds left to provide the final margin.

## **1977 Tangerine Bowl Florida State 40, Texas Tech 17**

ORLANDO, Fla. (Dec. 23)—Florida State, making its first bowl appearance in seven years, demolished Texas Tech, 40-17, in the 32nd Tangerine Bowl.

A record-breaking crowd of 44,502 witnessed almost total domination by the Seminoles, who became the only Division I school currently playing major college football in Florida to achieve 10 victories in a single season.

FSU jumped ahead with 5:50 remaining the opening quarter on a 23-yard Dave Cappelen field goal. It stayed that way until Mike Mock of Texas Tech evened the count with a 24-yarder early in the second quarter. At that point however, the Seminoles took over. It was a 93-yard kickoff return by Larry Key following the Tech field goal that gave the Seminoles the lead for good.

Later in the same quarter, quarterback Jimmy Jordan found tight end Grady King on a 37-yard scoring pass that boosted the Seminole lead to 16-3 at intermission.

The Seminoles continued to add to their cushion in the third quarter. First Jordan found Mike Shumann with a 40-yard scoring toss. Next Cappelen booted a 22-yard field goal. That made it 27-3.

Tech returned to the board with 7:46 remaining in the quarter on a 44-yard scoring pass to make it 27-9. The count remained that way until Wally Woodham found Roger Overby on a 15-yard scoring toss to increase the Seminole lead with just 3:34 left.

Neither team was through yet, however. Tech came



back to score on a 21-yard run by Billy Taylor and with just 48 seconds remaining, FSU completed the scoring on a 44-yard pass involving Woodham and Chip Sanders.

## 1980 Orange Bowl Oklahoma 24, Florida State 7

MIAMI, Fla. (Jan. 1, 1980)—Julius Ceasar Watts and Heisman Trophy winner Billy Sims each rushed for more than 100 yards and a stingy Sooner defense held Florida State to 182 total yards as Oklahoma defeated Florida State 24-7 in the 46th annual Orange Bowl Classic.

For 17 minutes, it appeared that Florida State would see its dream of a 12-0 season and possible national championship come true as it took a 7-0 lead on a one-yard Mike Whiting touchdown run in the first quarter.

FSU had a chance to double its lead just moments later when punter Micheal Keeling's kick was blocked by cornerback Bobby Butler and recovered on the Oklahoma 17 by Keith Jones.

After a first down, FSU failed to gain more than two yards on three tries and Rick Stockstill fumbled a snap from center on an attempted field goal try which resulted in Oklahoma stopping the FSU drive and gaining possession on the Oklahoma 19.

Following a 25-yard pickup by Sims and a sack of six yards James Gilbert, Watts kept the ball on a sweep to the right and ran 61-yards for a score.

Watts' run was a sample of things to come for the Seminoles. Following the kickoff, Jimmy Jordan's first pass was picked off by Bud Herbert, who would go on to intercept three passes on the night, and returned to the Seminole 10. Two plays later, Stanley Wilson got the call from the five and rambled in for the score and a 14-7 Sooner lead.

Fred Keeling made it 17-7 at the half with a 24-yard field goal and the Sooners were on their way to victory.

The remainder of the game was a defensive standoff until Sims took a lateral from Watts and raced 22 yards into the Seminoles endzone at the 7:13 mark of the fourth quarter.

For the game, Sims ended up the leading ground gainer with 164 yards on 24 carries, Watts tallied 127 yards on 15 attempts. FSU was outgained in the game by a 447-182 margin.

## 1981 Orange Bowl Oklahoma 18, Florida State 17

MIAMI, Fla. (Jan. 1, 1981)—It took something that Oklahoma was not supposed to be able to do well to beat Florida State in the 1981 Orange Bowl—pass. With time running out and the Seminoles leading 17-10, quarterback JC Watts—a swift quarterback who led a notorious Oklahoma running game, drilled an 11-yard touchdown pass to split end Steve Rhodes with 1:27 remaining.

Going for the win on the conversion, Watts rolled to his right and hit tight end Steve Valora to give the

Sooners an 18-17 win over upset-minded Florida State in the 47th annual Orange Bowl Classic.

Six hours earlier, Georgia defeated Notre Dame in the Sugar Bowl to wipe out any aspirations of a Seminole national championship. Ironically, the loss came in the same place (Orange Bowl) where hopes for a second undefeated regular season were erased by the University of Miami, 10-9.

A Florida State fumble recovery and a missed field goal kept Oklahoma off the board for the first quarter and FSU took a 6-0 lead when Ricky Williams capped off a 70-yard touchdown drive with a one-yard plunge. Bill Capece converted and the Seminoles led by seven.

The score remained the same until two seconds remaining in the first half as Fred Keeling's 53-yard field goal attempt was good, as the Sooners moved to within four at 7-3.

Oklahoma took the second half kickoff and marched 78 yards for a touchdown and a 10-7 lead. On a second and goal from the FSU four, halfback David Overstreet took a pitchout to the right and scored easily.

On the following series, FSU drove from its own 20 to the Oklahoma 27, only to watch Capece's 44-yard field goal attempt sail to the right. The Seminoles recovered a Watts fumble three plays later, however, and this time Capece's field goal from 19 yards was good and the Seminoles tied the score at 10.

With 13 minutes left in the game, Keeling dropped back to his own 18 to punt. The snap sailed through his hands and into the endzone where Bobby Butler recovered for a touchdown and a 17-10 Seminole lead.

Both teams traded punts and Oklahoma took over on its own 22-yard line trailing by seven with 3:30 remaining on the clock. At this point, Watts abandoned the forte of the Sooner offense—the running—and went to the air.

Facing a third and nine on the OU 23, Watts hit split end Steve Rhodes with a 42-yard pass to the FSU 35. Chet Winters hauled in a 14-yard pass to the Florida State 21 for another first down.

After one more first down on a ten-yard scramble by Watts, the senior quarterback found Rhodes in the endzone for the touchdown.

Two completed passes gave Florida State the ball on the Oklahoma 45 with just five seconds remaining. Capece attempted to give Florida State the win with a 62-yard field goal, but the attempt fell six yards short and the Seminoles had lost to the Sooners for the second straight time in the Orange Bowl.

### Overall Bowl Record

Bowl	W	L	T
Bluegrass	0	1	0
Cigar	1	0	0
Fiesta	0	1	0
Gator	2	0	1
Orange	0	2	0
Peach	0	1	0
Sun	0	2	0
Tangerine	1	0	0
<b>Totals</b>	<b>4</b>	<b>7</b>	<b>1</b>



Tallahassee Democrat / Friday, December 31, 1982

**Defense Leads the Way****Seminoles Take 1982 Gator Bowl**By BILL MCGROTHA  
Democrat sports editor

JACKSONVILLE—Bobby Bowden had suggested he might enjoy this 38th Gator Bowl more than anyone. And beyond any reasonable question, he did.

In a startling turnabout, Florida State's much maligned defenders rose up and provided the impetus here Monday night for a runaway 31-12 football victory over a confident West Virginia squad.

For Bowden, who had coached the Mountaineers for six seasons, it may have been one of his more satisfying victories—coming as it did on the heels of excruciating losses to LSU and Florida.

Though there was much offensive flare, including a sterling all-the-way performance by quarterback Blair Williams, it was the Florida State defense that really would not give West Virginia a chance on this rain-drenched night.

That defense, shuffled some with tackle Brad Fojtik shifted to nose guard for the first time, presented the offense with the ball at West Virginia's 35, 38 and 33 in rapid succession following the start of the game.

Out of that the Seminoles managed just a 3-0 lead on Philip Hall's 20-yard field goal.

West Virginia tied it 3-3 early in the second quarter on a 48-yarder off the toe of Paul Woodside.

Then lightning struck, as sophomore Billy Allen sped 95 yards to a touchdown with the following kickoff, providing a lead the Seminoles never relinquished. Near the end of the half Woodside cut it to 10-6 with a field goal from 34 yards out.

Whereupon, the Seminoles went 73 yards in a hurry. With the clock showing 15 seconds, wide receiver Dennis McKinnon made a somersaulting catch of a Williams pass for 27 yards and a TD that made it 17-6.

Early in the third quarter, West Virginia died inside the FSU 10 after swift Willie Drewery returned a punt 82 yards to the FSU 7, where punter Brian Harlow nailed him. Here again the defense showed surprising muscle. Finally, on fourth down, Woodside missed a chip-shot field goal from 32 yards out.

Very quickly, Williams guided a push that brought the score to 24-6. Greg Allen, who ran 15 times for 138 yards, scored on a run from 29 yards out.

A 65-yard run on a reverse by McKinnon paved another third-quarter touchdown. Allen got this one from a yard out following a pass-interference call at the 1.

In the last moments, West Virginia scored as sub quarterback Kevin White passed 26 yards to wide receiver Darrell Miller.

A crowd of 80,913 turned out despite heavy first-half rain. The elements, Bowden had said, would favor the Mountaineers. They did not. Florida State defenders would not allow it.

Jeff Hostetler, the heralded quarterback, had a rough night as he completed just 10 of his 28 passes before giving way to White.

Outgained in the first half, Florida State finished with exactly 100 more yards than West Virginia, 463 to 363. Williams threw 30 times, completing 16 passes for 204 yards.

Greg Allen was acclaimed the Seminoles' outstanding player. Woodside won similar acclaim for the losers. The outcome left both teams 9-3.



FSU players give their coach a ride off the field. The experts picked West Virginia but the Seminoles proved them wrong.



# ALL TIME LETTERMEN



## A

Abrala, Phillip, 1967-69  
Adams, Hugh, 1949-50  
Adams, Robert, 1978, 1980  
Allen, Billy, 1981-82  
Allen, Greg, 1981-82  
Allen, Mike, 1972-74  
Amman, Richard, 1969-71  
Anderson, Bob, 1973  
Anderson, Bobby, 1971-73  
Andrews, Paul, 1959-61  
Arnold, Jim, 1955  
Arnold, Phil, 1971-73  
Ashley, Tracy, 1981-82  
Ashmore, Robert, 1969-71  
Askin, Ahmet, 1972-73  
Avezzano, Joe, 1963-65

## B

Baggett, Leo, 1957-58  
Bagnell, Clare (Bud), 1956-59  
Bailey, Tom, 1967-70  
Bailey, Winfred, 1962-64  
Barber, Robert, 1954  
Barnes, Mike, 1976-77  
Barnes, Troy, 1954-57  
Barwick, Parrish, 1982  
Bass, Theron, 1968-70  
Battaglia, Carmen, 1955-58  
Beckman, Ed, 1973-76  
Bell, Bruce, 1972-73  
Bengtson, Brian, 1970  
Benson, Joe, 1966-68  
Beville, Steve, 1969  
Bibert, Maury, 1963-65  
Bigbie, Abner, 1958-60  
Biletnikoff, Fred, 1962-64  
Bisbee, Hamilton, 1955-57  
Bishop, William, 1947  
Black, Jimmy, 1973-74, 1976  
Blatt, Mike, 1965-67  
Blazovich, Mike, 1959-62  
Bonasorte, Monk, 1977-80  
Booth, Charles, Jr., 1951-53  
Bowden, Jeff, 1981-82  
Boyer, George, 1953-55  
Bradley, Preston, 1950-51  
Braggins, David, 1965-66  
Brannon, Tom, 1979-81  
Bratton, Steve, 1969-73  
Bright, Leon, 1974-76  
Bringger, Harry, 1949-52  
Brinkley, Larry, 1961-63  
Brown, Bill, 1955-58  
Brown, Mack, 1972-73  
Brownlee, Roger, 1981-82  
Bruner, Jerry, 1961-63  
Bryant, Buddy, 1951-53  
Bugar, Mike, 1965, 1967-68  
Burnett, Ken, 1980-82  
Burt, Bobby, 1968  
Burton, Clint, 1966-68  
Butler, Bobby, 1977-80

## C

Calhoun, Charles  
Campbell, Allen Dale, 1981-82  
Campbell, Bill, 1965-66  
Campbell, Curt, 1950-52  
Camps, Joe, 1974-76  
Capece, Bill, 1977-80  
Cappelen, Davy, 1976-79  
Cappleman, Bill, 1968-69  
Carnes, George, 1952  
Carballo, Manny, 1982  
Carreker, Alphonso, 1980-82  
Carrell, Duane, 1969-71  
Carter, Aaron, 1974-77  
Carter, Walter, 1976-79  
Carter, Wes, 1947  
Causey, Jim, 1962  
Caven, Jay, 1976-77  
Chaudron, Ralph, 1947-49  
Chavers, Lenny, 1981  
Cherry, Gator, 1976-77  
Cheshire, Bill, 1967-68  
Childers, Sam, 1978-81

Churchin, Jeff, 1968-69  
Clayton, Harvey, 1980-82  
Colfield, Randy, 1973-75  
Coggin, Redus, 1980-82  
Coleman, Jerry, 1981-82  
Collier, Danny, 1980  
Cone, Ken, 1959-60  
Conway, Pat, 1964-66  
Cooper, Burt, 1972-74  
Corcoran, Dan, 1976  
Corral, Kent, 1970-71  
Corso, Lee, 1953-56  
Costello, Jim, 1947  
Coursey, Jarvis, 1978-81  
Cox, Billy, 1966-68  
Cox, Gene, 1954-56  
Craig, John, 1954-55, 1957-58  
Crenshaw, Bob, 1954-55  
Crowe, John, 1965-68

## D

D'Alessandro, George, 1962-65  
Daly, Bill, 1961-63  
Dane, Doug, 1975-77  
Daniel, Jim, 1959-61  
Daniels, Dan, 1971  
Darsey, Bruce, 1960-62  
Davis, Darish, 1981-82  
Davis, Ed, 1971-73  
Davis, George, 1969  
Davis, Lemuel, 1947  
Davison, Mike, 1972-74  
Dawkins, Bill, 1948-51  
Dawson, Bill, 1962-64  
Dawson, Rhett, 1969-71  
Daes, Allen, 1970-72  
DeFrancesco, Frank, 1960-61  
DeMaria, John, Jr., 1970-73  
Dobosz, Stan, 1956-57  
Donatelli, Donald, 1959-61  
Downey, Joe, 1972-74  
Dukes, Jamie, 1982  
Duley, Bill, 1975-77

## E

Eagerton, Terry, 1967  
Eason, Chuck, 1966-68  
Edwards, Jack, 1962-64  
Ehler, Howard, 1963-65  
Elam, Bobby, 1972-73  
Elliot, Chuck, 1966-68  
Elliot, Robert, 1955-56  
Espenship, Jack, 1959  
Everett, Jimmy, 1972-75

## F

Falvo, Tony, 1974-75  
Feamster, Tom, 1954-55  
Fenner, Lane, 1966-67  
Fenwick, Jack, 1966-68  
Ferguson, Charles, 1978  
Fick, Happy, 1960  
Fiore, Dano, 1971  
Flowers, Jackie, 1976-79  
Floyd, Don, 1962-64  
Fontes, Frank, 1970-71  
Foljik, Brad, 1982  
Fountain, Robert, 1955-56  
Freely, Eddie, 1960-62  
Fucarino, Dan, 1975  
Futch, Garry, 1979-81  
Futch, Greg, 1977-80

## G

Gardner, Jeff, 1973-75  
Garvin, Terry, 1964-65  
Gavin, Stan, 1982  
Gaydos, Kent, 1969-71  
Glass, Chip, 1966-68  
Glass, Mike, 1970-72  
Glisson, Guy, 1969-71  
Glosson, Doug, 1973  
Giardino, Wayne, 1964-66  
Gibbs, Shane, 1970-72  
Gibson, Vince, 1954-55  
Gilberg, Leonard, 1947

Gilbert, James, 1978-81  
Gildea, Steve, 1968-70  
Gilman, Brent, 1968-69  
Goldsmith, Joe, 1972-74  
Good, Mike, 1976-79  
Graham, Billy, 1953-54  
Graham, Jerry, 1957-58  
Grant, Donald, 1947-48  
Gray, Darryl, 1982  
Gray, Hector, 1978-79  
Gray, Mike, 1968  
Green, Carl, 1953-54  
Green, Larry, 1965-67  
Gridley, Buddy, 1969-71  
Griffin, Chris, 1973-75  
Grimes, Fred, 1959-61  
Griner, John, 1952-55  
Gunter, Bill, 1967-68  
Gunter, Cliff, 1961-63  
Gurr, Doug, 1966-68  
Guthrie, Grant, 1967-69

## H

Hall, Phillip, 1982  
Hall, Randy, 1968-70  
Hammond, Kim, 1966-67  
Hanks, David, 1977  
Hanna, Warren, 1981-82  
Hardy, Jack, 1958-60  
Harliee, John, 1961-62  
Harlow, Brian, 1982  
Harmeling, John, 1973, 1976  
Harp, Herbert, 1982  
Harris, James, 1979-81  
Harris, Larry, 1980-82  
Harrison, Bruce, 1974-76  
Hart, Ken, 1966-68  
Haskin, Jack, 1947  
Heggins, Jimmy, 1974-77  
Henderson, Gerald, 1955-57  
Henderson, Nat, 1977-78  
Henry, Ferrell, 1961-64  
Henry, Gary, 1978-80, 1982  
Henson, Bill, 1970-71  
Hermann, Dick, 1962-64  
Harring, Raggie, 1978-80  
Hester, Jessie, 1981-82  
Hester, Ron, 1980-81  
Hillabrand, Tom, 1960-62  
Hinson, Ron, 1959  
Holt, Joe, 1955-56  
Hooks, Jim, 1957-59  
Hosack, John, 1965-66  
Houston, Rick, 1980  
Howell, Bobby, 1970  
Huff, Gary, 1970-72  
Hughes, Bill, 1968  
Humes, Earl, 1973-74  
Hunt, Charlie, 1970-72  
Hunter, Ivory Joe, 1977-79  
Hurst, John, 1966

## I

Ionata, John, 1982  
Italiano, Nelson, 1950-52

## J

Jackson, Bobby, 1974-77  
Jacobi, Howard, 1971-72  
Jacobs, Jerry, 1952-55  
Jacobs, Charles, 1956  
Jarret, James, 1969-71  
Jax, Garth, 1982  
Johns, John, 1947-49  
Johnson, Eddie, 1955-57  
Johnson, Greg, 1973-75  
Johnson, Hardis, 1979-80  
Johnson, Homes, 1979  
Johnson, Tony, 1981-82  
Johnson, Wade, 1974-76  
Johnson, Wayne, 1967-69  
Johnston, Duke, 1967-69  
Jones, Bob, 1972-74  
Jones, Cedric, 1981-82  
Jones, Donovan, 1965, 1967  
Jones, Hassan, 1982  
Jones, Jerry, 1965-67

Jones, Keith, 1978-80  
Jones, Larry, 1973  
Jones, Phil, 1973-75  
Jones, Willie, 1975-78  
Jordan, Jimmy, 1976-79

## K

Kaiser, Randy, 1973-74  
Kalenich, Steve, 1950-52  
Kestner, Ken, 1958-60  
Key, Larry, 1974-77  
Kimber, Bill, 1957-58  
Kincaid, Mike, 1975-78  
Keyes, Robert, 1976  
Kinderman, Keith, 1961-62  
King, Grady, 1978-80  
King, Ronnie, 1953-54  
Kinnaman, Joe, 1966-67  
Kinsey, Rocky, 1982  
Kissam, Larry, 1965-66  
Klesner, Mike, 1974-76  
Klesius, Steve, 1959-61

## L

Lamb, Ray, 1958-60  
Lanahan, John, 1969-71  
Lanier, Ken, 1977-80  
Lazzaro, Greg, 1976-77  
Leggett, Jef, 1974-76  
Leonard, Bud, 1953-56  
Levings, John, 1960-62  
Lewis, Buzzy, 1971-73  
Loflin, Jim, 1962  
Logan, Randy, 1968-69  
Lohse, Bill, 1968-70  
Loner, Frank, 1967-68  
Loucks, Garry, 1972  
Lowrey, Kelly, 1981-82  
Lurie, Howard, 1964-65  
Lyles, Mark, 1976-79

## Mc

McConnaughay, John, 1960-62  
McCormick, Gene, 1959  
McCormick, Tom, 1981-82  
McCrary, Brian, 1982  
McCullers, Dale, 1966-68  
McDougal, Tom, 1973  
McDowell, Bill, 1963-65  
McDowell, Gene, 1960-62  
McDuffie, Wayne, 1965-68  
McEachern, Robert, 1968-70  
McGee, Joe, 1957-58  
McGowan, Mike, 1972  
McKinnie, J. W., 1969-71  
McKinnon, Bobby, 1973-75  
McKinnon, Dennis, 1980-82  
McLean, John, 1980-82  
McLean, Richard, 1964, 1966-67  
McLean, Scott, 1979-81  
McMillan, Charles, 1947  
McMillan, Eddie, 1970-73  
McNease, Y. C., 1961-62  
McPhillips, Billy, 1973-76

## M

Macek, Mark, 1977-80  
Mack, Kim, 1982  
MacKenzie, Dale, 1962-64  
Madden, John, 1978-81  
Magalski, Paul, 1969-71  
Majors, Joe, 1958-59  
Makowiecki, Al, 1953-54  
Makiewicz, James, 1972-73  
Maloy, Rudy, 1973-76  
Mangan, Robert, 1963-66  
Mankins, Jim, 1965-66  
Mann, Ed, 1952  
Manuel, Gerald, 1947-49  
Massey, Harry, 1953-54  
Massey, Jim, 1963-65  
Mathieson, Steve, 1974-76  
Matt, Prince, 1982  
Matthews, Jay Mac, 1965-66  
Mead, Addison, Jr., 1947  
Menendez, Bob, 1966-67



Merson, Bob, 1980-82  
 Merson, Scott, 1982  
 Meseroll, Mark, 1976-77  
 Meseroll, Scott, 1973-74  
 Messinese, James, 1952-54  
 Metts, Buck, 1956-57  
 Metts, Talmadge, 1953-54  
 Middlebrooks, D. L., 1947  
 Miles, David, 1971-72  
 Miller, Fred, 1973-75  
 Milligan, Pat, 1981-82  
 Mindlin, Jeremy, 1978-79  
 Minor, Roger, 1970-71  
 Mitchell, Hodges, 1972-73  
 Mobley, Orson, 1982  
 Montgomery, George, 1969  
 Montgomery, Hal, 1966-68  
 Montgomery, Howell, 1966  
 Montgomery, John, 1969-71  
 Moore, Ron, 1958-59  
 Moran, Terry, 1958  
 Moreman, Bill, 1965-67  
 Mosley, Ted, 1967-68  
 Mowatt, Zeke, 1980-82  
 Munroe, Arthur, 1969  
 Murdock, Les, 1962-64  
 Murphy, John, 1972-74  
 Musseiman, Bill, 1954-57  
 Mustain, Don, 1969  
 Meyer, Carl, 1959

## N

Nichols, Gerald, 1982  
 Nellums, Bob, 1956-57  
 Nelson, Lee, 1974-75  
 Norris, Brent, 1971

## O

Odum, William, 1955-57  
 Oglesby, Paul, 1972  
 O'Neal, Earl, 1950-52  
 Oreair, Rick, 1970-72  
 Orlando, Mark, 1973  
 Osha, Dwight, 1949-50, 1952-53  
 Overby, Roger, 1974-75, 1977

## P

Pacifico, Al, 1955-56  
 Page, Mike, 1967  
 Paige, Lee, 1982  
 Pajcic, Gary, 1966-68  
 Palermo, John, 1972-73  
 Parker, Clint, 1970-72  
 Parris, Gary, 1970-73  
 Parrish, Joe, 1963-65  
 Passwaters, Earl, 1972-73  
 Pederson, Don, 1968-70  
 Pell, John, 1968-69  
 Pendleton, Larry, 1966-68

Pennie, Charles, 1985-86  
 Pennie, Frank, 1963-65  
 Petko, Joe, 1963-65  
 Pickard, Fred, 1958-59  
 Pickens, Chuck, 1967  
 Pittman, John, 1967-68  
 Pirowski, Paul, 1977-80  
 Platt, Sam, 1978-80  
 Pope, Melvin, Jr., 1957  
 Ponder, David, 1980-82  
 Portor, Greg, 1974-76  
 Pounds, Greg, 1972-73  
 Powell, Don, 1954-55  
 Prescott, Billy, 1976  
 Prestwood, Tom, 1972  
 Prichett, Ed, 1963-65  
 Prior, Brad, 1976  
 Prinzi, Vic, 1954-57  
 Proctor, William Lee, 1955

## R

Ragins, Smokey, 1973-75  
 Ramsey, Greg, 1977-79  
 Ratliff, Floyd, 1967  
 Ratliff, Ron, 1970-73  
 Reddick, Ernie, 1948-50  
 Rendar, Ricky, 1981-82  
 Rendina, Mike, 1981-82  
 Renn, Bobby, 1957-58  
 Restivo, Sam, 1981-82  
 Reynolds, Burt, 1955, 1957  
 Reynolds, Detroit, 1973-76  
 Rhodes, Bill, 1966-68  
 Rice, Barry, 1968-70  
 Rice, Beryl, 1968-70  
 Richardson, Ed, 1977-79  
 Ridings, Jeff, 1974-76  
 Rimby, Bill, 1969-71  
 Risk, Alan, 1975-76  
 Rivas, Vic, 1974-76  
 Roberts, Gene, 1961-63  
 Roberts, Marion, 1961-63  
 Roberts, Oscar, 1971-72  
 Roberts, Pete, 1965-67  
 Robinson, Chuck, 1961-63  
 Rodrigue, Ted, 1955-57  
 Roe, Ken, 1981-82  
 Rogers, Ramon, 1958-59  
 Romeo, Tony, 1958-60  
 Rountree, Phil, 1947  
 Rushing, Tom, 1975-77  
 Russom, Kenneth, 1980-82  
 Rust, Benny, 1969  
 Ryan, Eric, 1980-82

## S

Sammons, Michael, 1968-71  
 Sanders, Terry, 1976-79  
 Sawyer, Bill, 1974-76

Schmidt, Brian, 1974-78  
 Schomburger, Ron, 1954-57  
 Schumann, Mike, 1974-77  
 Scott, Arthur, 1977-80  
 Sellers, Ron, 1966-68  
 Sexton, Billy, 1973  
 Shaw, Bill, 1969-72  
 Sheppard, John, 1956-58  
 Shinholser, Jack, 1963-65  
 Shively, Randy, 1972  
 Simmons, Ron, 1977-80  
 Sims, Ernie, 1979-81  
 Sims, Jim, 1960-62  
 Singletary, J. Keith, 1975-76  
 Slay, Steve, 1962  
 Slicker, Tom, 1960-62  
 Smith, Abe, 1976-77  
 Smith, Barry, 1970-72  
 Smith, Mike, 1978-80  
 Smith, Tony, 1982  
 Snell, David, 1970-72  
 Snyder, Dave, 1961-63  
 Sparkman, Don, 1971-73  
 Spivery, John, 1958-59  
 Spooner, Phil, 1963-65  
 Staab, Ray, 1954  
 Stark, Rohn, 1978-81  
 Stephens, John, 1964-66  
 Stewart, Mike, 1976-77  
 Stickland, Larry, 1970-72  
 Strickler, Joe, 1969-71  
 Stockton, Andy, 1974-75  
 Stockstill, Rick, 1979-81  
 Stokes, Jay, 1969-71  
 Strauss, Buddy, 1948-49  
 Sumner, Avery, 1962-64  
 Sumner, Walter, 1966-68  
 Swantic, Len, 1954-57  
 Swosowski, Bob, 1958-60  
 Sytsma, Henry, 1962  
 Szczepanik, Vic, 1949-52

## T

Taylor, Henry, 1981-82  
 Taylor, Jimmy Lee, 1950-53  
 Taylor, Thurston, 1965-67  
 Terry, Nat, 1976-77  
 Tensi, Steve, 1962-64  
 Terry, Nat, 1976-77  
 Thames, Jon, 1973-76  
 Tharpe, Al, 1947-48  
 Thomas, Danny, 1968  
 Thomas, James, 1970-72  
 Thomas, Rudy, 1974-76  
 Thompson, Jim, 1982  
 Thompson, Roy, 1950-52  
 Thompson, Weegie, 1981-82  
 Trado, Jim, 1954  
 Trancygier, Ed, 1960  
 Turk, Richard, 1950-52

Tyre, Bill, 1961-62  
 Tyson, Jim, 1968-70

## U

Ulmer, Al, 1958-59  
 Unglaub, Kurt, 1976-79  
 Ulrich, Bob, 1963-64  
 Urquhart, Whitney, 1948-49

## V

Verbinski, Joe, 1959-61  
 Versprille, Pat, 1956  
 Vohun, Frank, 1967-69  
 Voltipetti, Barry, 1980-81

## W


Wachtel, John, 1961-64  
 Walker, Clyde, 1975-77  
 Walker, Stan, 1967-69  
 Wallace, Lou, 1957  
 Wallace, Ron, 1968-70  
 Wallace, Wade, 1978-79  
 Waller, H. T., 1966  
 Warren, Scott, 1976-79  
 Warren, Tommy, 1968-70  
 Weaver, Billy, 1955-57  
 Wesley, Gil, 1977-79  
 West, Tom, 1962-64  
 Wessel, Joe, 1982  
 Wetherell, T. K., 1964-67  
 Wettstein, Max, 1963-65  
 Wheeler, Tom, 1982  
 Whigham, Frank, 1970-71  
 White, Tom, 1969-70  
 Whitehurst, Dan, 1970-72  
 Widner, Terry, 1982  
 Williams, Blair, 1981-82  
 Williams, Brian, 1981-82  
 Williams, Del, 1964-66  
 Williams, Dick, 1948  
 Williams, Isaac, 1982  
 Williams, Phil, 1978-81  
 Williams, Ricky, 1979-82  
 Williams, Waldo, 1975-76  
 Williamson, Larry, 1965-66  
 Whitehead, Bud, 1958-60  
 Whiting, Mike, 1978-81  
 Wodrich, Bob, 1950-51  
 Woodham, Wally, 1977-79  
 Woolford, Gary, 1975-76

## Y

Young, Tommy, 1981-82

## Z

Zaffran, Ted, 1969  
 Zion, Harvey, 1966-68



# FLORIDA STATE ALL AMERICANS

1962	Gene McDowell (LB)	AP (3)
1964	Fred Biletnikoff (SE)	AP (1), FWA (1), NEA (1), FN (1), NY NEWS (1), UPI (2), AFC (2), NCAA
1966	Del Williams (OG)	AP (2)
1967	Kim Hammond (QB)	AP (2), UPI (2)
1967	Ron Sellers (FL)	AP (1), AFC (1), NEA (1), FN (1), UPI (2), FWA (2), NCAA
1968	Ron Sellers (FL)	AP (1), AFC (1), FN (1), SN (1), TIME (1), UPI (2), NEA (2), FWA (2)
1971	Rhett Dawson (WR)	AP (3)
1972	Larry Strickland (LB)	AP (HM)
1972	Gary Huff (QB)	AFC (1), GRID (1), TIME (1), CH (1), PFW (1), FN (2), UPI (2), AP (HM)
	Barry Smith (WR)	AFC (1), CH (1), AP (2), UPI (2), US (2), FN (3)
	James Thomas (DB)	TIME (1), PFW (1), US (1)
1976	Gil Wesley (C)	FN (3)
1977	Ron Simmons (MG)	AP (HM), FN (HM), FN (FR)
1978	Jackie Flowers (WR)	AP (HM), SN (HM)
	Nate Henderson (DE)	AP (HM)
	Willie Jones (DE)	UPI (2), AP (HM), SN (HM)
	Ron Simmons (MG)	FN (3), AP (HM)
1979	Monk Bonasorte (DB)	AP (3)
	Jackie Flowers (WR)	UPI (2), FN (2)
	Mike Good (OG)	AP (HM)
	Jimmy Jordan (QB)	SN (HM)
	Ron Simmons (MG)	AP (1), UPI (1), CAMP (1), FN (1), KOD (1), NCAA
	Scott Warren (DE)	CH (1), AP (HM)
	Gil Wesley (C)	CH (1)
1980	Monk Bonasorte (DB)	FN (2)
	Bobby Butler (DB)	NEA (1), AP (3)
	Reggie Herring (LB)	AP (2)
	Ken Lanier (OT)	AP (2)
	Ron Simmons (MG)	UPI (1), KOD (1), SN (1), FN (3), NCAA
	Rohn Stark (P)	KOD (1), UPI (1), SN (1), FN (3)
1981	Greg Allen (RB)	FN (FR)
	Garry Futch (DT)	AP (HM)
	Tom McCormick (C)	AP (HM)
	Rohn Stark (P)	SN (1), UPI (1), NEA (1), HI (1)
	Barry Voltapetti (OT)	AP (HM)
1982	Greg Allen (RB)	AP (HM)
	Alphonso Carreker (DT)	AP (HM)
	Harvey Clayton (DB)	AP (HM)
	Jamie Dukes (OL)	FN (FR)
	Hassan Jones (WR)	FN (FR)
	Tom McCormick (C)	AP (HM)
	Isaac Williams (DL)	FN (FR)
	Ricky Williams (RB)	AP (HM)
	Tommy Young (LB)	AP (HM)

KEY—AP—Associated Press; UPI—United Press International; FN—Football News; AFC—American Football Coaches; NEA—Newspaper Enterprises Association; TIME—Time Magazine; NY NEWS—New York Daily News; SN—Sporting News; FWA—Football Writers Association; KOD—Kodak; CAMP—Walter Camp; PFW—Pro Football Weekly; GRID—Gridiron; HI—Hartford Insurance; CH—Churchmans; US—Universal Sports; NCAA—NCAA Consensus

KEY—(1) First Team; (2) Second Team; (3) Third Team; (HM) Honorable Mention; (FR) Freshman Team

## Little All-Americans

- 1948—Hugh Adams (T)
- 1949—Hugh Adams (T)
- 1950—Jerry Morrical (T)
- 1951—Bill Dawkins (G)
- 1952—Curt Campbell (E)
- 1954—Al Makowiecke (G)

## Academic All-Americans

(Selected by the College Sports Information Directors of America)

### First Team

- 1972—Gary Huff (QB)
- 1979—Phil Williams (WR)
- 1980—Keith Jones (DB)
- 1981—Rohn Stark (P)

### Second Team

- 1957—Ron Schomberger (E)
- 1981—Phil Williams (WR)



# ALL SOUTH INDEPENDENT

## 1968—First Team

QB Bill Cappleman  
DB John Crowe  
OT Jack Fenwick  
LB Dale McCullers  
FL Ron Sellers

## 1969—First Team

RB Tom Bailey  
QB Bill Cappleman  
LB Bill Lohse  
DL Robert McEachern  
TE Tim Tyson  
DE Ron Wallace

## 1970—First Team

WR Rhett Dawson  
C Allen Dees  
DL Robert McEachern  
DB James Thomas  
QB Tommy Warren

### Honorable Mention

RB Tom Bailey  
P Duane Carrell  
KS Frank Fontes  
LB Bill Lohse  
DB Eddie McMillian

## 1971—First Team

WR Rhett Dawson  
KS Frank Fontes  
QB Gary Huff  
LB Larry Strickland  
DT Joe Strickler  
DB James Thomas

### Honorable Mention

DL Charles Hunt  
DL Bill Shaw  
DL Dan Whitehurst

## 1972—First Team

OG Phil Arnold  
QB Gary Huff  
RB Hodges Mitchell  
TE Gary Parris  
WR Barry Smith  
LB Larry Strickland

### Honorable Mention

DB James Thomas

## 1973—Honorable Mention

OT Don Sparkman

## 1974—First Team

LB Burt Cooper  
WR Mike Shumann

### Second Team

P Joe Downey  
DL Greg Johnson  
RB Larry Key

### Honorable Mention

RB Leon Bright  
OG Jeff Gardner  
TE Joe Goldsmith

## 1975—First Team

OG Jeff Gardner  
DB Bobby Jackson

### Honorable Mention

RB Leon Bright  
LB Aaron Carter  
DT Willie Jones  
RB Larry Key  
DB Lee Nelson  
WR Mike Shumann  
QB Clyde Walker

## 1976—First Team

TE Ed Beckman  
OT Jon Thames

## 1977—First Team

OG Wade Johnson  
DE Willie Jones  
RB Larry Key  
WR Mike Shumann  
DB Nat Terry

### Second Team

P Bill Duley  
MG Ron Simmons  
**Coach of the Year**  
Bobby Bowden

## 1978—First Team

WR Jackie Flowers  
OG Mike Good  
OT Nate Henderson  
DE Willie Jones  
MG Ron Simmons

### Second Team

KS Dave Cappelen  
QB Jim Jordan

## 1979—First Team

WR Jackie Flowers  
OG Mike Good  
OT Ken Lanier  
DE Scott Warren  
MG Ron Simmons

### Second Team

DB Monk Bonasorte  
DB Bobby Butler  
PK Dave Cappelen  
LB Reggie Herring  
RB Mark Lyles

### Coach of the Year

Bobby Bowden

## 1980—First Team

DB Monk Bonasorte  
DB Bobby Butler  
PK Bill Capece  
OG Greg Futch  
LB Reggie Herring  
OT Ken Lanier  
DT Mark Macek  
P Rohn Stark

### Second Team

DT Garry Futch  
LB Paul Piurowski  
RB Sam Platt

## 1981—First Team

DE Jarvis Coursey  
C Tom McCormick  
P Rohn Stark  
OT Barry Voltapetti

### Second Team

TE Sam Childers  
DT Garry Futch  
DB James Harris  
RB Mike Whiting  
RB Greg Allen

## 1982—First Team

RB Greg Allen  
C Tom McCormick  
DT Alphonso Carreker  
DB Harvey Clayton

### Second Team

DB Larry Harris  
WR Jessie Hester  
QB Kelly Lowrey  
OL Ricky Render  
LB Ken Roe  
RB Ricky Williams  
LB Tommy Young

# SEMINOLES ON T.V.

(Won 20, Lost 11, Tied 1)

Year	Opponent	Location	Score	Network	Bowl
1958	Oklahoma State	Louisville, KY	6-15	ABC	Bluegrass
1959	Virginia Tech	Blacksburg, VA	7-6	ABC	—
1965	Oklahoma	Jacksonville, FL	36-19	ABC	Gator
1966	Virginia Tech	Blacksburg, VA	21-23	ABC	—
1966	Wyoming	El Paso, TX	20-28	NBC	Sun
1967	Memphis State	Memphis, TN	26-7	ABC	—
1967	Penn State	Jacksonville, FL	17-17	ABC	Gator
1968	Florida	Tallahassee, FL	9-3	ABC	—
1968	Louisiana State	Atlanta, GA	27-31	TV-Sports	Peach
1969	N.C. State	Tallahassee, FL	33-22	ABC	—
1970	Houston	Tampa, FL	21-53	ABC	—
1971	Miami	Miami, FL	20-17	ABC	—
1971	Arizona State	Tempe, AZ	38-45	Mizlou	Fiesta
1972	Auburn	Auburn, AL	14-27	ABC	—
1977	Florida	Gainesville, FL	37-9	ABC	—
1977	Texas Tech	Orlando, FL	40-17	Mizlou	Tangerine
1978	Miami	Miami, FL	31-21	ABC	—
1978	Navy	Tallahassee, FL	38-6	ABC	—
1979	Virginia Tech	Blacksburg, VA	17-10	ABC	—
1979	Louisiana State	Baton Rouge, LA	24-19	ABC	—
1979	Florida	Gainesville, FL	27-16	ABC	—
1979	Oklahoma	Miami, FL	7-24	ABC	Orange
1980	Memphis State	Memphis, TN	24-3	ABC	—
1980	Virginia Tech	Tallahassee, FL	31-7	ABC	—
1980	Florida	Tallahassee, FL	17-13	ABC	—
1980	Oklahoma	Miami, FL	17-18	ABC	Orange
1981	Miami	Tallahassee, FL	19-27	ABC	—
1981	Southern Miss	Tallahassee, FL	14-58	ABC	—
1982	Miami	Miami, FL	24-7	CBS	—
1982	West Virginia	Jacksonville, FL	31-12	ABC	Gator



## FSU'S ALL-TIME GREAT GAMES

Compiled by Dr. James P. Jones, FSU History Department

Pick Florida State's ten biggest football games! Quite a job, especially when one realizes that FSU has played 379 games in its 36 years of intercollegiate competition. There is probably a temptation to pick games I have seen. Of my ten, I saw six in person, three on television and I listened to one on the radio. There is also surely a temptation to pick games of recent vintage; games that are fresh in the memory. I plead guilty here. No game on my list was played before 1964 and seven were played in the Bowden Era. So, realizing that a case could probably be made for dozens of others, here are my ten in chronological order.

**1964—FSU 16 Florida 7.** Perhaps the most important game in Florida State annals came in the Gators' first invasion of Campbell Stadium. A key defensive play by Jack Shinholser and an offense led by Steve Tensi and Fred Biletnikoff brought the Tribe its first victory over Florida in seven tries.

**1967—FSU 37 Alabama 37.** It may be odd that all ten are not victories, and that one is a tie, but this was not a usual kind of tie. Kim Hammond, Ron Sellers & Co. battled Snake Stabler, Dennis Homan & Co. to what was then the highest scoring tie in football history. The deadlock with Bear Bryant's men brought FSU great visibility.

**1967—FSU 21 Florida 16.** The Seminoles' second win over Florida was one of State's most dramatic. Injured in the first half, quarterback Kim Hammond came back in the final 30 minutes to move the team the length of the field in four plays. The winning touchdown came on a 38-yard heave to Ron Sellers.

**1977—FSU 37 Florida 9.** This is a game that challenges the '64 victory as the Seminoles' biggest. After a ten-year drought the Florida State squad went into Florida Field and, for the first time, decisively romped the Gators. A great defense, led by Ron Simmons, Aaron Carter and Jimmy Heggins, superb running by Larry Key and Jimmy Jordan's brilliant passing to Mike Shumann and Roger Overby are never to be forgotten.

**1978—FSU 38 Florida 21.** This strange, see-saw battle is on the list because it marked the first time Florida State had won two straight from Florida. Ahead 21-0 at the end of the first period, FSU allowed the Gators to tie 21-21 at the half.

But the final 30 was all Florida State as Wally Woodham, Homes Johnson and Mark Lyles moved the offense and Willie Jones spent the second half in the Gator backfield.

**1979—FSU 24 LSU 19.** Florida State's first trip to Tiger Stadium was a nationally televised victory that kept the unbeaten string alive at seven and was a big hurdle cleared in the drive toward an undefeated season. Jimmy Jordan's brilliant passing, the receiving of Jackie Flowers and a stout defense told everyone that "FSU was for real."

**1980—FSU 18 Nebraska 14.** Another game close to the top of the Tribe's greatest is this struggle. Down 14-3 in Lincoln, Florida State did the impossible, coming from behind to shut out Nebraska in the second half. The moment no Seminole will ever forget in this game was Paul Piurowski's sack of Jeff Quinn to save the victory, on this sunny October 4.

**1980—FSU 36 Pitt 22.** Never has FSU won back-to-back victories like these two. Pitt jumped into the lead only to be overcome by a volatile offense led by Rick Stockstill and Sam Platt, a rock solid defense and the greatest kicking game I have ever seen featuring Rohn Stark and Bill Capece. Frankly, I have never felt as much excitement surge through a Campbell Stadium crowd as I did on the night of October 11.

**1981—FSU 19 Notre Dame 13.** Few teams go into Notre Dame Stadium and win first time out. That is what FSU did in a game that ranks as one of Coach Bowden's favorites. Two Stockstill passes to Mike Whiting got the scores, Ricky Williams' sensational running added offensive power and a hard hitting defense gave the Tribe its victory. The national publicity advantage of this one was incalculable.

**1982—FSU 31 West Virginia 12.** The tenth and last is Florida State's most recent grid battle. After losing two in a row the solid victory over the Mountaineers ended the season on a winning note for the first time since 1978 and vaulted Florida State into the year end top 10. Billy Allen's 95-yard kickoff return, Greg Allen's MVP play and Blair Williams' steady quarterbacking, together with a defense that splashed through the water to shut down a fine Mountie offense were the difference. The principal value of this victory may be seen even more clearly in '83.

## THE BOB CRENSHAW AWARD

Given in memory of Robert E. (Bob) Crenshaw, 1955, Florida State football captain and student leader who was killed in a jet crash in 1958, the plaque's inscription reads: "To the Football Player With the Biggest Heart." The recipient is chosen by his teammates as the man who best exemplified the "qualities that made Bob Crenshaw an outstanding football player and person."

1958—Al Ulmer, Guard  
1959—Ramon Rogers, Center  
1960—Abner Bigbee, Fullback  
1961—Paul Andrews, Fullback  
1962—Jim Sims, Tackle  
1963—Larry Brinkley, Fullback  
1964—Dick Hermann, Linebacker  
1965—Howard Ehler, Defensive Back  
1966—Ed Pope, Guard  
1967—Kim Hammond, Quarterback  
1968—Billy Gunter, Running Back  
1969—Stan Walker, Guard  
1970—Bill Lohse, Linebacker

1971—Bill Henson, Defensive Tackle  
1972—Allen Dees, Center  
1973—Steve Bratton, Defensive End  
1974—Jeff Gardner, Offensive Guard  
1975—Lee Nelson, Defensive Back  
1976—Joe Camps, Defensive Back  
1977—Aaron Carter, Linebacker  
1978—Scott Warren, Defensive End  
1979—Greg Futch, Offensive Tackle  
1980—Monk Bonasorte, Defensive Back  
1981—Barry Voltapetti, Offensive Tackle  
1982—Blair Williams, Quarterback