



THE RECORD BOOK





INDIVIDUAL RECORDS

(Bowl games not included)



TOTAL OFFENSE

Most Plays

Game—61, Gary Huff vs. Houston, Nov. 4, 1972
Season—429, Gary Huff, 1972
Career—921, Gary Huff, 1970-72

Most Yards Gained

Game—490, Bill Cappleman vs. Memphis State, Nov. 15, 1969
Season—2770, Gary Huff, 1972
Career—6086, Gary Huff, 1970-72

Most Touchdowns Responsible For

Game—6, Gary Huff vs. South Carolina, Oct. 23, 1971
Season—26, Gary Huff, 1972 and Bill Cappleman, 1968
Career—54, Gary Huff, 1970-72

RUSHING

Most Rushes

Game—33, Greg Allen vs. East Carolina, Sept. 3, 1983
Season—239, Larry Key, 1977
Career—625, Larry Key, 1974-77

Most Yards Gained

** Game—322, Greg Allen vs. Western Carolina, Oct. 31, 1981
Season—1134, Greg Allen, 1983
Career—2953, Larry Key, 1974-77

Most Games Gaining 100 Yards

Season—6, Sam Platt, 1980
Career—10, Larry Key, 1974-77 and Greg Allen, 1981-83

Consecutive 100 Yard Games

Career—3, Sam Platt, 1980; Greg Allen, 1981 and 1983

Most Games Gaining 200 Yards

Season—2, Greg Allen, 1981
Career—3, Greg Allen, 1981-83

Most Games Gaining 300 Yards

Season—1, Greg Allen, 1981
Career—1, Greg Allen, 1981

Highest Average Per Rush

Game (Min. 10 atts.)—14.0, (10-140), Ricky Williams vs. Louisville, Nov. 13, 1982
Season (Min. 100 atts.)—6.4, (888-109), Greg Allen, 1981 and 6.4 (857-134), Ricky Williams, 1982
Career (Min. 200 atts.)—5.7, (2798-491), Greg Allen, 1981-83

Most TDs Rushing

Game—4, Greg Allen vs. South Carolina, Nov. 6, 1982 and vs. Louisville, Nov. 13, 1982
Season—20, Greg Allen, 1982
Career—36, Greg Allen, 1981-83

Longest Rush

Game—97, Larry Key vs. Virginia Tech, Nov. 11, 1976

Most All Purpose Yardage

* Game—417, Greg Allen vs. Western Carolina, Oct. 31, 1981
Season—1605, Greg Allen, 1982
Career—4148, Larry Key, 1974-77

*NCAA Record

**NCAA Freshman Record

PASSING

Highest Passing Efficiency Rating

Season (Min. 10 atts./game)—151.8, Blair Williams, 1982
Career (Min. 150 cmp./game)—133.0, Gary Huff, 1970-72

Most Passes Attempted

Game—58, Gary Huff vs. Florida, Oct. 7, 1972
Season—385, Gary Huff, 1972
Career—796, Gary Huff, 1970-72

Most Passes Completed

Game—31, Bill Cappleman vs. Memphis State, Nov. 15, 1969
Season—206, Gary Huff, 1972
Career—436, Gary Huff, 1970-72

Highest Completion Percentage

Game (Min. 15 atts.)—84.0, (21-25), Gary Huff vs. Virginia Tech, Oct. 2, 1971
Season (Min. 100 atts.)—61.0, (94-154), Wally Woodham, 1977
Career (Min. 300 atts.)—57.4, (273-476), Wally Woodham, 1975, 77-79

Most Passes Intercepted

Game—5, Bill Cappleman vs. Virginia Tech, Nov. 2, 1968
Season—23, Gary Huff, 1972
Career—42, Gary Huff, 1970-72

Lowest Interception Percentage

Season (Min. 100 atts.)—1.65, (2-121), Steve Tensi, 1962
Career (Min. 300 atts.)—4.27, (15-351), Kim Hammond, 1965-67

Most Yards Gained

Game—508, Bill Cappleman vs. Memphis State, Nov. 15, 1969
Season—2893, Gary Huff, 1972
Career—6378, Gary Huff, 1970-72

Most 200 Yard Games

Season—9, Gary Huff, 1972
Career—15, Gary Huff, 1970-72

Consecutive 200 Yard Games

Career—11, Gary Huff, 1971-72

Most 300 Yard Games

Season—3, Gary Huff, 1971 and Kim Hammond, 1967
Career—5, Gary Huff, 1970-72

Consecutive 300 Yard Games

Career—3, Kim Hammond, 1967

Most Yards Per Attempt

Game (Min. 15 atts.)—15.0, (374-25), Gary Huff vs. Virginia Tech, Oct. 2, 1971
Season (Min. 100 atts.)—8.6, (1535-179), Jimmy Black, 1976
Career (Min. 300 atts.)—8.0, (6378-796), Gary Huff, 1970-72

Most Yards Per Completion

Game (Min. 15 atts.)—23.8, (285-12), Gary Huff vs. Tulsa, Nov. 20, 1971
Season (Min. 100 atts.)—14.9, (2410-287), Bill Cappleman, 1968
Career (Min. 300 atts.)—14.6, (6378-436), Gary Huff, 1970-72

Most TD Passes

Game—5, Gary Huff vs. South Carolina, Oct. 23, 1971 and Bill Cappleman vs. Wake Forest, Nov. 23, 1968
Season—25, Bill Cappleman, 1968 and Gary Huff, 1972
Career—52, Gary Huff, 1970-72

Consecutive Games with TD Pass

Career—13, Gary Huff, 1971-72

Longest Pass

Game—96, Kurt Unglaub from Jimmy Jordan vs. Virginia Tech, Nov. 20, 1976

RECEIVING

Most Passes Caught

Game—16, Ron Sellers vs. South Carolina, Oct. 26, 1968
Season—86, Ron Sellers, 1968
Career—212, Ron Sellers, 1966-68

Consecutive Games Catching a Pass

Career—30, Ron Sellers, 1966-68

Most Yards Gained

Game—260, Ron Sellers vs. Wake Forest, Nov. 23, 1968
Season—1496, Ron Sellers, 1968
Career—3598, Ron Sellers, 1966-68

Highest Average Per Reception

Game (Min. 5 rec.)—34.6, (173-5), Ron Sellers vs. Maryland, Sept. 21, 1968

Season (Min. 30 rec.)—21.1, (696-33), Barry Smith, 1971

Career (Min. 70 rec.)—20.1, (2392-119), Barry Smith, 1970-72

Most TD Passes Caught

Game—5, Ron Sellers vs. Wake Forest, Nov. 23, 1968
Season—13, Barry Smith, 1972
Career—25, Barry Smith, 1970-72

PUNTING

Most Punts

Game—12, Joe Downey vs. Houston, Nov. 3, 1973 and Bill Cheshire vs. Florida, Sept. 28, 1968
Season—81, Joe Downey, 1973
Career—244, Rohn Stark, 1978-81

Highest Average

Game (Min. 5 punts)—54.8, (329-6), Rohn Stark vs. Florida, Nov. 28, 1981

Season (Min. 30 punts)—46.0, (2941-64), Rohn Stark, 1981

Career (Min. 75 punts)—42.7, (10418-244), Rohn Stark, 1978-81

Most Yards on Punts

Game—465, Joe Downey vs. Houston, Nov. 3, 1973
Season—3092, Joe Downey, 1973
Career—10,418, Rohn Stark, 1978-81

Longest Punt

Game—84, Tommy Brown vs. Tampa, 1950

PUNT RETURNS

Most Punt Returns

Game—10, David Snell vs. South Carolina, Oct. 24, 1970
Season—40, David Snell, 1970
Career—102, David Snell, 1970-72

Most Yards on Punt Returns

Game—137, Bobby Jackson vs. Virginia Tech, Nov. 16, 1974
Season—363, David Snell, 1970
Career—850, David Snell, 1970-72

Highest Average Per Punt Return

Game (Min. 3)—45.7, (137-3), Bobby Jackson vs. Virginia Tech, Nov. 16, 1974

Season (Min. 10)—20.1, (241-12), Phil Abaira, 1969

Career (Min. 25)—14.0, (377-27), Buddy Blankenship, 1964-65

Most TDs on Punt Returns

Game—1, many players, latest Warren Hanna vs. South Carolina, Nov. 6, 1982 and Gary Henry vs. Louisville, Nov. 13, 1982

Season—2, Gary Henry, 1979

Career—2, Gary Henry, 1979-82, Walt Sumner, 1966-68 and Ron Hester, 1980-81

Longest Punt Return

Game—92, Phil Abaira vs. North Carolina, Nov. 22, 1969

INTERCEPTIONS

Most Passes Intercepted

Game—3, Willie Whitehead vs. Virginia Tech, Oct. 10, 1959 and James Thomas vs. Kansas State, Nov. 21, 1970

Season—8, Monk Bonasorte, 1979

Career—15, Monk Bonasorte, 1978-80

Most Yards on Interceptions

Game—99, Fred Biletnikoff vs. Miami, Sept. 20, 1963

Season—111, Willie Whitehead, 1959

Career—197, Harvey Clayton, 1979-82

Most TDs on Interceptions

Game—1, many players, latest Ron Hester vs. Louisville, Sept. 13, 1980

Season—1, many players, latest Ron Hester, 1980-81

Career—1, many players, latest Ron Hester, 1980-81

Longest Interception Return

Game—99, Fred Biletnikoff vs. Miami, Sept. 20, 1963



SCORING

Most Points

Game—30, Ron Sellers vs. Wake Forest, Nov. 23, 1968
Season—126, Greg Allen, 1982
Career—240, Dave Cappelen, 1976-79

Most Touchdowns

Game—5, Ron Sellers vs. Wake Forest, Nov. 23, 1968
Season—38, Greg Allen, 1981-83
Career—27, Barry Smith, 1970-72

Most PAT Attempted

Game—9, Bill Capece vs. East Carolina, Sept. 20, 1980
Season—53, Philip Hall, 1982
Career—119, Dave Cappelen, 1976-79

Most PAT Made

Game—9, Bill Capece vs. East Carolina, Sept. 20, 1980
Season—52, Philip Hall, 1982
Career—111, Dave Cappelen, 1976-79

Highest Percentage of PAT Made

Season (Min. 25 att.)—100.0, (38-38), Bill Capece, 1980
Career (Min. 50 att.)—94.7, Grant Guthrie, 1972-76

Consecutive PAT

Career—49, Philip Hall, 1982-83

Most Points Kicking

Game—18, Bill Capece vs. Pittsburgh, Oct. 11, 1980
Season—104, Bill Capece, 1980
Career—240, Dave Cappelen, 1976-79

KICKOFF RETURNS

Most Kickoff Returns

Game—6, Larry Key vs. Miami, Sept. 24, 1977 and vs. Miami, Sept. 18, 1976; Joe Goldsmith vs. Mississippi State, Oct. 13, 1973; Billy Allen vs. East Carolina, 1983
Season—29, Joe Goldsmith, 1973
Career—67, Larry Key, 1974-77

Most Yards on Kickoff Returns

Game—184, Leon Bright vs. Virginia Tech, Nov. 16, 1974
Season—539, Joe Goldsmith, 1973
Career—1348, Larry Key, 1974-77

Highest Average Per Kickoff Return

Game (Min. 3)—46.0, (184-4), Leon Bright vs. Virginia Tech, Nov. 16, 1974
Season (Min. 10)—27.5, (358-13), Bill Odom, 1955
Career (Min. 25)—25.1, (804-32), Eddie McMillian, 1970-72

Most TDs on Kickoff Returns

Game—1, nine players, latest Billy Allen vs. West Virginia (Gator Bowl), Dec. 30, 1982
Season—1, nine players, latest Billy Allen vs. West Virginia (Gator Bowl), Dec. 30, 1982
Career—2, Eddie McMillian, 1970-72 and T.K. Wetherell, 1964-66

Longest Kickoff Return

Game—100, Leon Bright vs. Virginia Tech, Nov. 16, 1974 and Bill Moreman/T.K. Wetherell vs. Kentucky, Oct. 9, 1965

FIELD GOALS

Most Field Goals Attempted

Game—8, Frank Fontes vs. Wake Forest, Sept. 26, 1970
Season—30, Bill Capece, 1980
Career—71, Dave Cappelen, 1976-79

Most Field Goals Made

Game—5, Bill Capece vs. Pittsburgh, Oct. 11, 1980
Season—22, Bill Capece, 1980
Career—43, Dave Cappelen, 1976-79

Highest Percentage of Field Goals Made

Season (Min. 10 atts.)—73.3, (22-30), Bill Capece, 1980
Career (Min. 20 atts.)—63.9, (23-36), Bill Capece, 1977-80

Longest Field Goal Made

Game—53, Grant Guthrie vs. Miami, Sept. 26, 1969

TEAM RECORDS

TEAM-SINGLE GAME OFFENSE

TOTAL OFFENSE

Most Plays—100, vs. East Carolina, Sept. 20, 1980
Most Plays, Both Teams—173, vs. San Diego State, Oct. 27, 1973
Most Yards Gained—706, vs. East Carolina, Oct. 16, 1982
Most Yards Gained, Both Teams—1060, vs. Western Carolina, Oct. 31, 1981
Most Touchdowns—9, vs. East Carolina, Sept. 20, 1980 and Memphis State, Nov. 17, 1979

RUSHING

Most Rushes—81, vs. East Carolina, Sept. 20, 1980
Most Rushes, Both Teams—120, vs. Oklahoma, Sept. 25, 1976
Most Yards, Both Teams—706, vs. Louisville, Nov. 13, 1982
Most Touchdowns—7, vs. East Carolina, Sept. 20, 1980

PASSING

Most Passes Attempted—59, vs. Florida, Oct. 7, 1972
Most Passes Attempted, Both Teams—94, vs. Ohio State, Oct. 3, 1981
Most Passes Completed—31, vs. Memphis State, Nov. 15, 1969
Most Passes Completed, Both Teams—56, vs. Ohio State, Oct. 3, 1981
Highest Percentage Completed (Min. 20 atts.)—84.0, (21-25), vs. Virginia Tech, Oct. 2, 1971
Most Passes Intercepted—6, vs. Virginia Tech, Nov. 2, 1968
Most Yards Gained—508, vs. Memphis State, Nov. 15, 1969
Most Yards Gained, Both Teams—761, vs. South Carolina, Oct. 25, 1968
Touchdown Passes—5, vs. Wake Forest, Nov. 23, 1968 and vs. South Carolina, Oct. 23, 1971

PUNTING

Most Punts—12, vs. Houston, Nov. 3, 1973 and vs. Florida, Sept. 28, 1968
Highest Average (Min.5)—54.8, (329-6) vs. Florida, Nov. 28, 1981

PUNT RETURNS

Most Punt Returns—10, vs. South Carolina, Oct. 24, 1970
Most Yards Gained—171, vs. Virginia Tech, Nov. 16, 1974
Most Touchdowns—1, many times, latest vs. South Carolina, Nov. 6, 1982 and vs. Louisville, Nov. 13, 1982

KICKOFF RETURNS

Most Kickoff Returns—9, vs. Miami, Sept. 18, 1976 and vs. Auburn, Nov. 19, 1960
Most Yards Gained—205, vs. Virginia Tech, Nov. 16, 1974
Most Touchdowns—1, nine times, latest vs. West Virginia (Gator Bowl), Dec. 30, 1982

SCORING

Most Points—74, vs. Whiting Field, 1949*
66, vs. Memphis State, Nov. 17, 1979
Most Points, Both Teams—93, vs. East Carolina, Sept. 3, 1983
Greatest Margin of Victory—74, vs. Whiting Field, 1949*
59, vs. Louisville, 1953
Greatest Margin of Defeat—49, vs. Florida, 1973
Most Touchdowns—9, vs. East Carolina, Sept. 20, 1980 and vs. Memphis State, Nov. 17, 1979
Most Touchdowns, Both Teams—13, vs. East Carolina, Sept. 3, 1983
Most PAT Made—9, vs. East Carolina, Sept. 20, 1980
Most PAT Made, Both Teams—11, vs. Virginia Tech, Nov. 16, 1974
Most Field Goals Made—5, vs. Pittsburgh, Oct. 11, 1980
Most Field Goals Made, Both Teams—6, vs. Florida, Dec. 3, 1983

**Not recognized by the NCAA*

FIRST DOWNS

Most First Downs—36, vs. East Carolina, Sept. 20, 1980
Most First Downs, Both Teams—55, vs. Louisiana St. Sept. 10, 1983
Most Rushing First Downs—24, vs. East Carolina, Sept. 20, 1980
Most Rushing First Downs, Both Teams—32, vs. Auburn, Oct. 23, 1976
Most Passing First Downs—21, vs. Memphis State, Nov. 17, 1979
Most Passing First Downs, Both Teams—37, vs. South Carolina, Oct. 26, 1968
Most Penalty First Downs—4, vs. Furman, Sept. 29, 1962 and Pittsburgh, Oct. 17, 1981
Most Penalty First Downs, Both Teams—7, vs. Pittsburgh, Oct. 17, 1981

FUMBLES

Most Fumbles—10, vs. Wichita State, Sept. 20, 1969
Most Fumbles, Both Teams—27, vs. Wichita State, Sept. 20, 1969
Most Fumbles, Lost—7, vs. Wichita State, Sept. 20, 1969
Most Fumbles Lost, Both Teams—17, vs. Wichita State, Sept. 20, 1969

PENALTIES

Most Penalties—13, vs. Furman, Sept. 21, 1957
Most Penalties, Both Teams—21, vs. Auburn, Nov. 23, 1957
Most Yards Penalized—172, vs. Furman, Sept. 21, 1957
Most Yards Penalized, Both Teams—237, vs. Wake Forest, Sept. 19, 1959

TEAM-SINGLE GAME DEFENSE

FUMBLES

Most Fumbles Caused—17, vs. Wichita State, Sept. 20, 1969
Most Fumbles Recovered—10, vs. Wichita State, Sept. 20, 1969

TURNOVERS

Most Turnovers—12, (2 int.-10 fum.), vs. Wichita State, Sept. 20, 1969

FIRST DOWNS

Fewest First Downs—2, vs. Citadel, Sept. 15, 1962
Fewest Rushing First Downs—0, vs. Louisville, Sept. 13, 1980
Fewest Passing First Downs—0, seven times, latest vs. East Carolina, Sept. 20, 1980

TOTAL DEFENSE

Fewest Plays—38, vs. Memphis State, Nov. 4, 1967
Fewest Yards—23, vs. Citadel, Sept. 15, 1962
Most Yards—606, vs. Houston, Nov. 3, 1973

RUSHING DEFENSE

Fewest Rushes—22, vs. Pittsburgh, Oct. 11, 1980
Fewest Yards—5, vs. Louisville, Sept. 13, 1980
Most Yards—466, vs. Houston, Nov. 23, 1974

PASS DEFENSE

Fewest Passes Attempted—4, vs. Georgia Tech, Oct. 4, 1975; vs. Virginia Tech, Oct. 11, 1975 and vs. Memphis State, Nov. 4, 1967
Fewest Passes Completed—0, vs. William & Mary, Oct. 22, 1960
Lowest Percentage Completed (Min. 10 atts.)—15.4, (2-13) vs. Kansas State, Oct. 2, 1976 and vs. Citadel, Sept. 15, 1962
Fewest Yards—0, vs. William & Mary, Oct. 22, 1960
Most Yards—458, vs. Ohio State, Oct. 3, 1981
Most Passes Intercepted—5, five times, latest, vs. Florida, Nov. 23, 1979
Most Yards on Interceptions—99, vs. Miami, Sept. 20, 1963

TEAM-SINGLE SEASON OFFENSE

TOTAL OFFENSE

Most Yards Per Game—465.8 (5124-11), 1982
Highest Average Per Play—6.2 (5124-825), 1982
Most Yards—5124, 1982
Most Touchdowns—53, 1982

RUSHING

Most Yards—2522, 1983
Most Yards Per Game—229.3 (2522-11), 1983
Highest Average Per Play—4.9 (2339-477), 1982
Most Touchdowns—30, 1982 and 1983

PASSING

Most Passes Attempted—389, 1972
Most Passes Completed—209, 1972
Highest Average Per Attempt—8.3 (2040-247), 1976
Highest Average Per Completion—16.2 (2837-175), 1970
Most Yards—2974, 1972
Most Yards Per Game—284.4 (2844-10), 1968
Highest Completion Percentage—59.0 (147-249), 1964
Most TD Passes—29, 1968
Highest Passing Efficiency Rating Points—141.5, 1968

PUNTING

Most Punts—81, 1973
Fewest Punts—41, 1964
Highest Average Per Punt—45.2 (2941-65), 1981

PUNT RETURNS

Most Punt Returns—44, 1970
Fewest Punt Returns—14, 1960
Most Yards—496, 1970
Highest Average Per Punt Return—13.7 (424-31), 1969
Most Touchdowns—4, 1979

KICKOFF RETURNS

Most Kickoff Returns—56, 1973
Fewest Kickoff Returns—15, 1962 and 1964
Most Yards—998, 1974
Highest Average Per Kickoff Return—24.5 (412-36), 1965
Most Touchdowns—2, 1970 and 1981

SCORING

Most Points—388, 1982
Most Points Per Game—35.3 (388-11), 1982
Most Touchdowns—53, 1982
Most PAT Made—52, 1982
Most Field Goals Made—22, 1980

FIRST DOWNS

Most First Downs—269, 1983
Most Rushing First Downs—140, 1983
Most Passing First Downs—129, 1972
Most Penalty First Downs—20, 1973 and 1975

FUMBLES

Most Fumbles—42, 1969
Most Fumbles Lost—27, 1969
Fewest Fumbles—10, 1966
Fewest Fumbles Lost—5, 1965 and 1966

PENALTIES

Most Penalties—85, 1974
Most Yards Penalized—794, 1972
Fewest Penalties—40, 1976
Fewest Yards Penalized—423, 1976

TEAM—SINGLE SEASON DEFENSE

TOTAL DEFENSE

Fewest Yards—1811, 1964
Fewest Yards Per Game—181.1 (1811-10), 1964
Lowest Average Per Play—3.3 (3410-658), 1964
Fewest Touchdowns—8, 1980

RUSHING DEFENSE

Fewest Yards—750, 1964
Fewest Yards Per Game—75.0 (750-10), 1964
Lowest Average Per Play—2.1 (750-355), 1964
Fewest Touchdowns—2, 1980

PASS DEFENSE

Fewest Yards—675, 1958
Fewest Yards Per Game—63.5 (698-11), 1975
Fewest Yards Per Attempt—4.7 (693-148), 1962
Fewest Yards Per Completion—10.3 (693-67), 1962
Lowest Completion Percentage—34.1 (91-267), 1979
Fewest Touchdowns—2, 1956; 1958; 1963 and 1964
Most Interceptions—25, 1968
Most Yards on Interceptions—300, 1979
Most TDs on Interceptions—2, 1956; 1958; 1959 and 1969

PUNT RETURNS

Lowest Average Per Punt Return—3.3 (39-12), 1978
Most Punts Returned for Touchdown—3, 1981

KICKOFF RETURNS

Lowest Average Per Kickoff Return—15.7 (502-32), 1962

SCORING

Fewest Points—66, 1964
Fewest Points Per Game—6.6 (66-10), 1964

FUMBLES

Most Fumbles Caused—45, 1979
Most Fumbles Recovered—26, 1957

FIRST DOWNS

Fewest First Downs—90, 1962
Fewest Rushing First Downs—45, 1962
Fewest Passing First Downs—28, 1958
Fewest Penalty First Downs—2, 1957

YEAR-BY-YEAR LEADERS



TOTAL OFFENSE

Year	Name	Plays	Yards	TD
1955	Len Swantic	116	595	6
1956	Lee Corso	147	725	8
1957	Bobby Renn	148	680	6
1958	Fred Pickard	122	602	4
1959	Joe Majors	227	1141	10
1960	Ed Trancygier	152	695	9
1961	Eddie Feely	181	722	7
1962	Eddie Feely	165	982	7
1963	Steve Tensi	169	852	9
1964	Steve Tensi	215	1635	15
1965	Ed Pritchett	325	1455	7
1966	Gary Pajcic	290	1735	9
1967	Kim Hammond	297	2074	17
1968	Bill Cappleman	349	2342	26
1969	Bill Cappleman	417	2135	14
1970	Tommy Warren	259	1713	12
1971	Gary Huff	386	2653	24
1972	Gary Huff	429	2770	26
1973	Billy Sexton	168	765	4
1974	Ron Coppess	215	909	3
1975	Clyde Walker	241	1424	11
1976	Jimmy Black	308	1836	11
1977	Wally Woodham	195	1263	13
1978	Jimmy Jordan	224	1330	15
1979	Jimmy Jordan	202	1107	13
1980	Rick Stockstill	272	1282	17
1981	Rick Stockstill	292	1247	11
1982	Kelly Lowrey	253	1670	15
1983	Kelly Lowrey	279	1686	20

PASSING

Year	Name	Att.	Cmp.	Int.	Yards	TD
1955	Len Swantic	73	37	5	576	2
1956	Lee Corso	59	32	5	369	5
1957	Bobby Renn	54	23	4	263	2
1958	Vic Prinzi	71	40	5	480	7
1959	Joe Majors	168	90	7	1063	7
1960	Ed Trancygier	97	38	10	552	6
1961	Eddie Feely	83	48	3	471	4
1962	Steve Tensi	121	60	2	796	6
1963	Steve Tensi	147	71	9	915	9
1964	Steve Tensi	204	121	10	1681	14
1965	Ed Pritchett	247	110	14	1225	5
1966	Gary Pajcic	232	125	9	1590	8
1967	Kim Hammond	241	140	10	1991	15
1968	Bill Cappleman	287	162	11	2410	25
1969	Bill Cappleman	344	183	18	2467	14
1970	Tommy Warren	190	97	10	1549	11
1971	Gary Huff	327	184	18	2736	23
1972	Gary Huff	385	206	23	2893	25
1973	Billy Sexton	128	51	12	754	4
1974	Ron Coppess	145	78	7	817	2
1975	Clyde Walker	203	117	8	1619	10
1976	Jimmy Black	179	104	9	1535	9
1977	Wally Woodham	154	94	9	1270	8
1978	Jimmy Jordan	199	108	9	1427	14
1979	Jimmy Jordan	180	87	14	1173	13
1980	Rick Stockstill	201	121	8	1377	15
1981	Rick Stockstill	238	122	14	1356	11
1982	Kelly Lowrey	217	113	8	1671	11
1983	Kelly Lowrey	233	131	12	1720	12



RECEIVING

Year	Name	No.	Yards	TD
1955	Tom Feamster	18	258	1
1956	Joe Holt	16	140	3
	Ron Schomburger	16	140	0
1957	Bob Nellums	21	217	2
1958	Jack Espenship	18	200	1
1959	Willie Whitehead	31	320	2
1960	Willie Whitehead	23	212	1
1961	Jim Daniel	10	113	0
	Tom Hillabrand	10	66	0
1962	Keith Kindermann	21	275	2
1963	Fred Biletnikoff	24	358	4
1964	Fred Biletnikoff	57	987	11
1965	Max Wettstein	24	365	3
1966	Ron Sellers	56	874	3
1967	Ron Sellers	70	1228	8
1968	Ron Sellers	86	1496	12
1969	Jim Tyson	49	720	4
1970	Rhett Dawson	54	946	5
1971	Rhett Dawson	62	817	7
1972	Barry Smith	69	1243	13
1973	Mike Shumann	21	280	2
1974	Mike Shumann	43	515	3

1960	Willie Whitehead	81	293	3.6	2
1961	Keith Kindermann	81	385	4.8	1
1962	Gene Roberts	75	299	4.0	0
1963	Dave Snyder	107	500	4.7	3
1964	Phil Spooner	136	516	3.8	5
1965	Jim Mankins	85	326	3.8	1
1966	Bill Moreman	123	480	3.9	7
1967	Bill Moreman	94	439	4.7	5
1968	Tom Bailey	116	570	4.9	2
1969	Tom Bailey	144	630	4.4	2
1970	Tom Bailey	121	514	4.2	2
1971	Paul Magalski	106	516	4.9	3
1972	Hodges Mitchell	192	944	4.9	3
1973	Hodges Mitchell	171	669	3.9	2
1974	Larry Key	123	602	4.9	3
1975	Leon Bright	162	675	4.2	3
1976	Larry Key	144	712	4.9	4
1977	Larry Key	239	1117	4.7	3
1978	Homes Johnson	183	817	4.5	4
1979	Mark Lyles	225	1011	4.5	8
1980	Sam Platt	224	983	4.4	6
1981	Greg Allen	139	888	6.4	3
1982	Ricky Williams	134	857	6.4	3
1983	Greg Allen	200	1134	5.7	13



1975	Mike Shumann	38	730	5
1976	Ed Beckman	37	521	3
1977	Roger Overby	38	626	5
1978	Jackie Flowers	43	757	7
1979	Jackie Flowers	37	622	7
1980	Michael Whiting	25	203	0
1981	Michael Whiting	29	211	2
1982	Tony Johnson	30	500	2
1983	Weegie Thompson	31	502	3
	Jessie Hester	31	576	6

RUSHING

Year	Name	No.	Yards	Avg.	TD
1955	Lee Corso	111	431	3.9	3
1956	Bobby Renn	105	596	5.7	2
1957	Fred Pickard	86	463	5.4	2
1958	Fred Pickard	122	615	5.0	4
1959	Fred Pickard	131	481	3.7	4

SCORING

Year	Name	TD	PAT	CV	FG	PTS
1955	Len Swantic	4				24
	Buck Mets	4				24
1956	Bob Nellums	5	1-2			31
1957	Bob Nellums	5	2-3			32
1958	Bobby Renn	7		1		44
1959	Fred Pickard	7		1		44
1960	Bill Whitehead	3				18
	Ed Trancygier	3				18
1961	Eddie Feely	3				18
1962	Keith Kindermann	5				30
1963	Larry Brinkley	5		1		32
1964	Fred Biletnikoff	11		1		68
1965	Gene Roberts		10-14		7-12	31
1966	Jim Mankins	10				60
1967	Grant Guthrie		26-27		9-14	53
1968	Ron Sellers	12				72
1969	Grant Guthrie		15-17		11-18	48
1970	Frank Fontes		22-24		14-27	64
1971	Frank Fontes		30-31		13-24	69
1972	Barry Smith	14		1		86
1973	Ahmet Askin		8-9		4-9	20
1974	Ahmet Askin		14-15		4-14	26
1975	Rudy Thomas	6				36
	Larry Key	6				36
1976	Dave Cappelen		16-20		9-17	43
1977	Dave Cappelen		27-29		13-20	66
1978	Dave Cappelen		39-40		7-12	60
1979	Dave Cappelen		29-30		14-22	71
1980	Bill Capece		39-39		22-30	104
1981	Mike Rendina		25-27		9-15	52
1982	Greg Allen	21				126
1983	Greg Allen	13		1		80

SEASON LEADERS



RUSHING YARDAGE

Name, Year	Car.	Yds.
1. Greg Allen, 1983	200	1134
2. Larry Key, 1977	239	1117
3. Mark Lyles, 1979	225	1011
4. Sam Platt, 1980	224	983
5. Hodges Mitchell, 1972	192	944
6. Greg Allen, 1981	139	888
7. Ricky Williams, 1982	134	857
8. Homes Johnson, 1978	183	817
9. Greg Allen, 1982	152	776
10. Larry Key, 1976	144	712

RUSHING TOUCHDOWNS

Name, Year	TD
1. Greg Allen, 1982	20
2. Greg Allen, 1983	13
3. Kelly Lowrey, 1983	8
4. Mark Lyles, 1979	8
Jim Mankins, 1966	8
6. Mark Lyles, 1978	7
Bill Moreman, 1966	7
8. Sam Platt, 1980	6
Rudy Thomas, 1975	6
Michael Whiting, 1980	6

PASSING YARDAGE

Name, Year	Yds.
1. Gary Huff, 1972	2893
2. Gary Huff, 1971	2736
3. Bill Cappleman, 1969	2467
4. Bill Cappleman, 1968	2410
5. Kim Hammond, 1967	1991
6. Kelly Lowrey, 1983	1720
7. Steve Tensi, 1964	1681
8. Kelly Lowrey, 1982	1671
9. Clyde Walker, 1975	1619
10. Gary Pajcic, 1966	1590

TOUCHDOWN PASSES

Name, Year	TD
1. Gary Huff, 1972	25
Bill Cappleman, 1968	25
3. Gary Huff, 1971	23
4. Kim Hammond, 1967	15
Rick Stockstill, 1980	15
6. Jimmy Jordan, 1978	14
Steve Tensi, 1964	14
Bill Cappleman, 1969	14
9. Jimmy Jordan, 1979	13
10. Kelly Lowrey, 1983	12

PASSES COMPLETED

Name, Year	Att.	Cmp.
1. Gary Huff, 1972	385	206
2. Gary Huff, 1971	327	184
3. Bill Cappleman, 1969	344	183
4. Bill Cappleman, 1968	287	162
5. Kim Hammond, 1967	241	140
6. Kelly Lowrey, 1983	233	131
7. Gary Pajcic, 1966	232	125
8. Rick Stockstill, 1981	238	122
9. Steve Tensi, 1964	204	121
Rick Stockstill, 1980	201	121



TOTAL OFFENSE

Name, Year	Plays	Yds.
1. Gary Huff, 1972	429	2770
2. Gary Huff, 1971	386	2653
3. Bill Cappleman, 1968	349	2342
4. Bill Cappleman, 1969	417	2135
5. Kim Hammond, 1967	297	2074
6. Jimmy Black, 1976	308	1836
7. Gary Pajcic, 1966	290	1735
8. Tommy Warren, 1970	259	1713
9. Kelly Lowrey, 1983	279	1686
10. Kelly Lowrey, 1982	253	1670

RECEPTIONS

Name, Year	Catches
1. Ron Sellers, 1968	86
2. Ron Sellers, 1967	70
3. Barry Smith, 1972	69
4. Rhett Dawson, 1971	62
5. Fred Biletnikoff, 1964	57
6. Ron Sellers, 1966	56
7. Rhett Dawson, 1970	54
8. Gary Parris, 1972	49
Jim Tyson, 1969	49
10. Mike Shumann, 1974	43
Jackie Flowers, 1978	43

RECEIVING YARDAGE

Name, Year	Yds.
1. Ron Sellers, 1968	1496
2. Barry Smith, 1972	1243
3. Ron Sellers, 1967	1228
4. Fred Biletnikoff, 1964	987
5. Rhett Dawson, 1970	946
6. Ron Sellers, 1966	874
7. Rhett Dawson, 1971	817
8. Jackie Flowers, 1978	757
9. Mike Shumann, 1975	730
10. Jim Tyson, 1969	720

TOUCHDOWN CATCHES

Name, Year	TD
1. Barry Smith, 1972	13
2. Ron Sellers, 1968	12
3. Fred Biletnikoff, 1964	11
4. Ron Sellers, 1967	8
5. Rhett Dawson, 1971	7
Jackie Flowers, 1978	7
Sam Platt, 1978	7
Jackie Flowers, 1979	7
9. Barry Smith, 1971	6
Jessie Hester, 1983	6

SCORING

Name, Year	TD	PAT	CV	FG	PTS.
1. Greg Allen, 1982	21				126
2. Bill Capece, 1980		38-38		22-30	104
3. Barry Smith, 1972	14				86
4. Greg Allen, 1983	13		1		80
5. Ron Sellers, 1968	12				72
6. Dave Cappelen, 1979			29-30	14-22	71
7. Philip Hall, 1982			52-53	6-7	70
8. Frank Fontes, 1971		30-31		13-24	69
9. Fred Biletnikoff, 1964	11		1		68
10. Dave Cappelen, 1977		27-29		13-20	66

CAREER LEADERS

RUSHING YARDAGE

Name, Year	Car.	Yds.
1. Larry Key, (74-77)	625	2953
2. Greg Allen, (81-83)	491	2798
3. Mark Lyles (76-79)	515	2218
4. Tom Bailey (68-70)	381	1714
5. Ricky Williams (79-82)	320	1625
6. Hodges Mitchell (72-73)	363	1613
7. Fred Pickard (57-59)	339	1546
Michael Whiting (78-81)	355	1485
9. Bobby Renn (56-58)	268	1455
10. Bill Moreman (65-67)	266	1158

PASSING YARDAGE

Name, Years	Yds.
1. Gary Huff (70-72)	6378
2. Bill Cappleman (67-69)	4904
3. Jimmy Jordan (76-79)	4144
4. Wally Woodham (75, 77-79)	3550
5. Kelly Lowrey (80-83)	3469
6. Steve Tensi (62-64)	3392
7. Kim Hammond (65-67)	2777
8. Rick Stockstill (77, 79-81)	2739
9. Gary Pajcic (66-68)	2451
10. Jimmy Black (74 & 76)	1920

RUSHING TOUCHDOWNS

Name, Year	TD
1. Greg Allen (81-83)	36
2. Mark Lyles (76-79)	20
3. Bill Moreman (65-67)	14
4. Kelly Lowrey, (80-83)	13
Larry Key, (74-77)	13
5. Michael Whiting (78-81)	12
6. Bobby Renn (56-58)	11
7. Fred Pickard (57-59)	10
Rudy Thomas (73-76)	10
9. Phil Spooner (62-65)	9
Jim Mankins (65-66)	9

TOUCHDOWN PASSES

Name, Years	TD
1. Gary Huff (70-72)	52
2. Bill Cappleman (67-69)	39
Jimmy Jordan (76-79)	39
4. Steve Tensi (62-64)	29
5. Rick Stockstill (77, 79-81)	26
6. Kelly Lowrey, (80-83)	24
7. Kim Hammond (65-67)	19
8. Blair Williams (79-82)	16
9. Tommy Warren (68 & 70)	13
10. Gary Pajcic (66-68)	12
Joe Majors (57-59)	12

PASSES COMPLETED

Name, Years	Att.	Cmp.
1. Gary Huff (70-72)	796	436
2. Bill Cappleman (67-69)	636	349
3. Jimmy Jordan (76-79)	594	297
4. Wally Woodham (75, 77-79)	476	273
5. Kelly Lowrey (80-83)	464	252
Steve Tensi (62-64)	472	252
7. Rick Stockstill (77, 79-81)	447	250
8. Kim Hammond (65-67)	351	196
9. Gary Pajcic (66-68)	383	195
10. Eddie Feely (60-62)	279	159

TOTAL OFFENSE

Name, Years	Plays	Yds.
1. Gary Huff (70-72)	921	6086
2. Bill Cappleman (67-69)	777	4499
3. Jimmy Jordan (76-79)	678	3764
4. Wally Woodham (75, 77-79)	573	3531
5. Kelly Lowrey (80-83)	450	3429
6. Steve Tensi (62-64)	525	3294
7. Larry Key (74-77)	627	2953
8. Kim Hammond (65-67)	433	2890
9. Gary Pajcic (66-68)	479	2681
Rick Stockstill (77, 79-81)	572	2630

PASS INTERCEPTIONS

Name, Years	No.
1. Monk Bonasorte (77-80)	15
2. Lee Corso (53-56)	14
3. James Thomas (70-72)	12
Curt Campbell (50-52)	12
Keith Jones (78-80)	12
6. Bobby Butler (77-80)	11
Walt Sumner (66-68)	11
8. Bobby Jackson (74-77)	10
Bill Brown (55-58)	10
10. Harvey Clayton (79-82)	9
Larry Harris (80-82)	9
John Crowe (65-68)	9
Bud Whitehead (58-60)	9
Brian McCrary (81-83)	9

SCORING

Name, Years	TD	PAT	CV	FG	PTS.
1. Dave Cappelen (76-79)		111-119		43-71	240
2. Greg Allen (81-83)	38		1		230
3. Barry Smith (70-72)	27		1		164
4. Grant Guthrie (67-69)		72-76		28-50	156
5. Ron Sellers (66-68)	23				138
6. Mark Lyles (76-79)	22		1		134
7. Frank Fontes (70-71)		52-55		27-51	133
8. Philip Hall (82-83)		90-98		11-16	123
9. Larry Key (74-77)	18				108
Bill Capece (77-80)		39-39		23-36	108
Bill Moreman (65-67)	18				108

RECEPTIONS

Name, Years	Catches
1. Ron Sellers (68-70)	212
2. Mike Shumann (73-75, 77)	134
3. Rhett Dawson (69-71)	128
4. Barry Smith (70-72)	122
5. Jackie Flowers (76-79)	101
6. Fred Biletnikoff (62-64)	87
7. Gary Parris (70-72)	82
8. Mark Lyles (76-79)	81
9. Jim Tyson (68-70)	80
10. Michael Whiting (78-81)	74

RECEIVING YARDAGE

Name, Years	Yds.
1. Ron Sellers (66-68)	3598
2. Barry Smith (70-72)	2392
3. Mike Shumann (73-75, 77)	2306
4. Rhett Dawson (69-71)	1915
5. Jackie Flowers (76-79)	1697
6. Fred Biletnikoff (62-64)	1463
7. Jessie Hester (81-83)	1268
8. Kurt Unglaub (76-80)	1260
9. Jim Tyson (68-70)	1204
10. Gary Parris (70-72)	1125

TOUCHDOWN CATCHES

Name, Years	TD
1. Barry Smith (70-72)	25
2. Ron Sellers (66-68)	23
3. Mike Shumann (73-75, 77)	16
Fred Biletnikoff (62-64)	16
5. Jackie Flowers (76-79)	14
6. Kent Gaydos (69-71)	12
Rhett Dawson (69-71)	12
Hardis Johnson (79-80)	12
Jessie Hester (81-83)	12
10. Kurt Unglaub (76-80)	10



BEST SINGLE GAME GAME PERFORMANCES



TOTAL OFFENSE LEADERS

Player	Opponent	Year	Yards
1. Bill Cappleman	Memphis State	1969	490
2. Bill Cappleman	South Carolina	1968	431
3. Tommy Warren	Virginia Tech	1970	384
4. Gary Huff	Houston	1972	383
5. Jimmy Black	Southern Mississippi	1976	372
6. Gary Huff	South Carolina	1971	369
Joe Majors	Tampa	1959	369
8. Bill Cappleman	Wake Forest	1968	367
9. Gary Huff	Virginia Tech	1971	357
10. Greg Allen	Western Carolina	1981	322

YARDS RUSHING LEADERS

Player	Opponent	Year	Yards
1. Greg Allen	Western Carolina	1981	322
2. Greg Allen	Louisiana State	1981	202
3. Greg Allen	Louisiana State	1983	201
4. Sam Platt	Memphis State	1980	188
5. Greg Allen	Louisville	1982	173
6. Larry Key	Auburn	1977	170
7. Buddy Strauss	Mississippi College	1949	161
8. Mike Davison	Tulsa	1972	155
9. Larry Key	Virginia Tech	1976	154
Greg Allen	East Carolina	1983	154

YARDS PASSING LEADERS

Player	Opponent	Year	Yards
1. Bill Cappleman	Memphis State	1969	508
2. Bill Cappleman	South Carolina	1968	437
3. Gary Huff	Houston	1972	409
4. Gary Huff	Virginia Tech	1971	374
5. Bill Cappleman	Tulsa	1969	372
6. Kim Hammond	Mississippi State	1967	369
7. Gary Huff	South Carolina	1971	366
8. Bill Cappleman	Wake Forest	1968	365
9. Kim Hammond	Penn State (Gator Bowl)	1967	362
10. Jimmy Black	Southern Mississippi	1976	351

YARDS RECEIVING LEADERS

Player	Opponent	Year	Yards
1. Ron Sellers	Wake Forest	1968	260
2. Ron Sellers	South Carolina	1968	259
3. Ron Sellers	Virginia Tech	1967	229
4. Ron Sellers	Memphis State	1968	218
5. Ron Sellers	Houston	1968	214
6. Fred Biletznikoff	Oklahoma (Gator Bowl)	1965	192
7. Fred Biletznikoff	Virginia Tech	1964	182
8. Jackie Flowers	Louisiana State	1979	174
9. Tony Johnson	Southern Mississippi	1982	166
10. Jackie Flowers	Houston	1978	165

PASS ATTEMPT LEADERS

Player	Opponent	Year	Passes
1. Gary Huff	Florida	1972	58
2. Kim Hammond	Penn State (Gator Bowl)	1967	53
Gary Pajcic	Virginia Tech	1966	53
4. Gary Huff	Houston	1972	51
5. Bill Cappleman	Memphis State	1969	50
6. Gary Huff	Arizona State (Fiesta Bowl)	1971	46
7. Jimmy Jordan	Mississippi State	1978	43
8. Gary Huff	Kansas	1972	42
Bill Cappleman	South Carolina	1968	42
Bill Cappleman	Florida	1969	42


PASS COMPLETION LEADERS

Player	Opponent	Year	Passes
1. Kim Hammond	Penn State (Gator Bowl)	1967	37
2. Bill Cappleman	Memphis State	1969	31
3. Gary Pajcic	Virginia Tech	1966	28
Kelly Lowrey	East Carolina	1983	28
5. Gary Huff	Houston	1972	27
Gary Huff	Florida	1972	27
7. Gary Huff	Kansas	1972	26
Gary Huff	South Carolina	1971	26
9. Gary Huff	Auburn	1972	25
Gary Huff	Arizona State (Fiesta Bowl)	1971	25
Bill Cappleman	South Carolina	1968	25

PASS RECEPTION LEADERS

Player	Opponent	Year	Passes
1. Ron Sellers	South Carolina	1968	16
2. Ron Sellers	Wake Forest	1968	14
Ron Sellers	Penn State (Gator Bowl)	1967	14
Ron Sellers	Houston	1968	14
5. Kent Gaydos	Houston	1969	13
Ron Sellers	Memphis State	1968	13
Ron Sellers	Alabama	1967	13
Ron Sellers	Virginia Tech	1966	13
Fred Biletznikoff	Oklahoma (Gator Bowl)	1965	13
10. Bill Moreman	Penn State (Gator Bowl)	1967	12





LONGEST PLAYS

LONGEST RUNS FROM SCRIMMAGE WITHOUT SCORING

1. 76 yards by Roy Thompson vs. Stetson, 1951
2. 66 yards by Greg Allen vs. Louisiana State, 1981
3. 65 yards by Wayne Giardino vs. Oklahoma (Gator Bowl), 1965
4. 64 yards by Nelson Italiano vs. Troy State, 1951
5. 60 yards by Jim Mankins vs. Texas Tech, 1966
- 60 yards by Nelson Italiano vs. Tampa, 1950
- 60 yards by Lee Corso vs. North Carolina State, 1956

LONGEST TOUCHDOWN RUNS FROM SCRIMMAGE

1. 97 yards by Larry Key vs. Virginia Tech, 1976
2. 81 yards by Fred Pickard vs. Virginia Tech, 1957
3. 80 yards by Phil Spooner vs. Houston, 1965
4. 78 yards by Buck Metts vs. Stetson, 1964
5. 74 yards by Bobby McKinnon vs. Memphis State, 1973
6. 68 yards by Bobby Fiveash vs. Tampa, 1958
7. 66 yards by Dave Snyder vs. Furman, 1963
8. 50 yards by Billy Allen vs. Louisville, 1981

LONGEST TOUCHDOWN PLAYS

1. 100 yards by Leon Bright vs. Virginia Tech, 1974 (KO return)
- 100 yards by Bill Moreman and T.K. Wetherell vs. Kentucky, 1965 (lateral on KO return)

3. 99 yards by Ted Hewitt vs. Stetson, 1948 (pass interception return)
- 99 yards by Fred Biletnikoff vs. Miami, 1963 (pass interception return)
5. 97 yard run by Larry Key vs. Virginia Tech, 1976
- 97 yards by Billy Allen vs. Louisiana State, 1981 (KO return)
7. 96 yard pass from Jimmy Jordan to Kurt Unglaub vs. Virginia Tech, 1976
- 96 yards by David Snell vs. Virginia Tech, 1970 (KO return)
9. 95 yard pass from Jimmy Black to Rudy Thomas vs. Southern Mississippi, 1976
- 95 yards by Greg Allen vs. Western Carolina, 1981 (KO return)
- 95 yards by Billy Allen vs. West Virginia (Gator Bowl), 1982 (KO return)
12. 94 yards by Bill Moreman and T.K. Wetherell vs. Miami, 1966 (lateral on KO return)
13. 93 yards by Eddie McMillan vs. Memphis State, 1970 (KO return)
- 93 yards by Larry Key vs. Texas Tech (Tangerine Bowl), 1977 (KO return)
15. 92 yards by Phil Abraira vs. North Carolina State, 1969 (punt return)
16. 91 yards pass from Jimmy Black to Kurt Unglaub vs. North Texas State, 1976
17. 90 yards by Eddie McMillan vs. Miami, 1971 (KO return)

LONGEST TOUCHDOWN PASSES

1. 96 yards from Jimmy Jordan to Kurt Unglaub vs. Virginia Tech, 1976
2. 95 yards from Jimmy Black to Rudy Thomas vs. Southern Mississippi, 1976
3. 91 yards from Jimmy Black to Kurt Unglaub vs. North Texas State, 1976
4. 88 yards from Gary Huff to Barry Smith vs. Kansas, 1971
5. 86 yards from Gary Pajcic to Ron Sellers vs. Wake Forest, 1966
6. 83 yards from Blair Williams to Dennis McKinnon vs. South Carolina, 1982
7. 82 yards from Gary Pajcic to Ron Sellers vs. Maryland, 1968
8. 80 yards from Bill Cappleman to Don Pederson vs. Memphis State, 1969
80 yards from Nelson Italiano to Eddie Gray vs. Newberry, 1950
10. 78 yards from Clyde Walker to Mike Shumann vs. Iowa State, 1975

LONGEST KICKOFF RETURNS

1. 100 yards by Leon Bright vs. Virginia Tech, 1974 (TD)
100 yards by Bill Moreman and T.K. Wetherell vs. Kentucky, 1965 (TD, lateral)
3. 97 yards by Billy Allen vs. Louisiana State, 1981 (TD)
4. 96 yards by David Snell vs. Virginia Tech, 1970 (TD)
5. 95 yards by Greg Allen vs. Western Carolina, 1981 (TD)
95 yards by Billy Allen vs. West Virginia (Gator Bowl), 1982 (KO return)
7. 94 yards by Bill Moreman and T.K. Wetherell vs. Miami, 1966 (TD, lateral)
8. 93 yards by Eddie McMillan vs. Memphis State, 1970 (TD)
93 yards by Larry Key vs. Texas Tech (Tangerine Bowl), 1977
10. 90 yards by Eddie McMillan vs. Miami, 1971 (TD)
11. 89 yards by Bill Odom vs. Virginia Tech, 1955 (TD)
12. 84 yards by Fred Pickard vs. Tampa, 1958
13. 72 yards by Bobby Renn vs. Florida, 1958
14. 68 yards by Jim Heggins vs. Miami, 1974



LONGEST PUNT RETURNS

1. 92 yards by Phil Abaira vs. North Carolina State, 1969 TD
2. 80 yards by Robert Jackson vs. Virginia Tech, 1974 (TD)
80 yards by Bill Odom vs. Stetson, 1954 (TD)
4. 75 yards by Walt Sumner vs. Alabama, 1967 (TD)
75 yards by Ralph Claudron vs. Whiting Field, 1949 (TD)
6. 71 yards by David Snell vs. Louisville, 1970 (TD)
7. 70 yards by Bill Campbell vs. Wake Forest, 1965 (TD)
8. 65 yards by Gary Henry vs. Southern Mississippi, 1979 (TD)
9. 60 yards by Lee Corso vs. North Carolina State, 1956
10. 58 yards by Tommy Brown vs. Jacksonville Navy, 1951

LONGEST INTERCEPTION RETURNS

1. 99 yards by Ted Hewitt vs. Stetson, 1958 (TD)
99 yards by Fred Biletnikoff vs. Miami, 1963 (TD)
3. 86 yards by Tom Hillabrand vs. Auburn, 1960 (TD)
4. 81 yards by Bud Whitehead vs. Wake Forest, 1959 (TD)
5. 74 yards by Dale McCullers vs. Houston, 1967
6. 69 yards by Howard Ehler vs. Oklahoma (Gator Bowl), 1965 (TD)
7. 66 yards by Bill Dawkins vs. Wolford (Cigar Bowl), 1959
8. 51 yards by Tracy Ashley vs. Southern Illinois, 1982
9. 50 yards by Ron Hester vs. Louisville, 1980 (TD)

TEAM SEASON RECORDS



Points Scored

- 388 in 1982
- 353 in 1983
- 352 in 1980
- 319 in 1979
- 312 in 1978
- 287 in 1972
- 281 in 1968
- 274 in 1977
- 271 in 1971
- 259 in 1954

Most Touchdowns Scored

- 53 in 1982
- 48 in 1983
- 42 in 1978
- 41 in 1980
- 39 in 1979
- 39 in 1972
- 39 in 1954
- 37 in 1968
- 34 in 1977
- 34 in 1966

Most Touchdowns Rushing

- 30 in 1982
- 30 in 1983
- 21 in 1966
- 20 in 1950
- 19 in 1953
- 18 in 1951
- 18 in 1978

Most Touchdowns Passing

- 29 in 1968
- 28 in 1972
- 23 in 1971
- 21 in 1982
- 19 in 1954
- 19 in 1980
- 18 in 1983
- 18 in 1979
- 18 in 1967
- 18 in 1977

XP Run-Pass Made

- 5 in 1958 (of 8)
- 5 in 1959 (of 14)
- 4 in 1975 (of 5)
- 3 in 1979 (of 8)
- 3 in 1960 (of 7)

XP Run-Pass Attempted

- 14 in 1959
- 8 in 1979
- 8 in 1958
- 7 in 1960
- 6 in 1970
- 6 in 1972

Most First Downs Made

- 269 in 1983
- 254 in 1982
- 233 in 1968
- 232 in 1978
- 224 in 1977
- 222 in 1980
- 221 in 1979
- 218 in 1981
- 211 in 1972
- 208 in 1975

Most Field Goals Made

- 22 in 1980
- 15 in 1979
- 14 in 1970
- 13 in 1977
- 13 in 1971
- 12 in 1969

- 9 in 1967
- 9 in 1964
- 8 in 1976

Most Field Goals Attempted

- 30 in 1980
- 25 in 1970
- 24 in 1979
- 24 in 1971
- 23 in 1977
- 21 in 1969
- 18 in 1972
- 18 in 1968

XP Kicks Made

- 52 in 1982 (of 53)
- 39 in 1978
- 38 in 1983 (of 45)
- 38 in 1980
- 31 in 1968 (of 32)
- 30 in 1979
- 30 in 1971 (of 31)
- 30 in 1972 (of 33)
- 27 in 1977
- 26 in 1967 (of 27)

XP Kicks Attempted

- 53 in 1982
- 45 in 1983
- 40 in 1978
- 38 in 1980
- 36 in 1954
- 33 in 1972
- 33 in 1950
- 32 in 1968

Total Plays

- 855 in 1979
- 845 in 1978
- 835 in 1980
- 830 in 1983
- 825 in 1982
- 814 in 1952
- 810 in 1972
- 792 in 1968
- 787 in 1970
- 785 in 1977

Most Yards Rushing

- 2552 in 1983
- 2339 in 1982
- 2194 in 1949
- 2142 in 1953
- 2138 in 1980
- 1955 in 1981
- 1861 in 1979
- 1826 in 1976
- 1807 in 1950
- 1803 in 1975

Most Yards Rushing Per Game

- 229.3 in 1983
- 225.9 in 1950
- 219.4 in 1949
- 214.2 in 1953
- 212.6 in 1982
- 210.3 in 1948
- 205.0 in 1951
- 194.3 in 1980
- 177.7 in 1981

First Down Rushing

- 140 in 1983
- 137 in 1980
- 117 in 1981
- 116 in 1982
- 107 in 1975
- 106 in 1958

- 105 in 1979
- 105 in 1956
- 105 in 1953
- 99 in 1976

First Down Penalty

- 20 in 1975
- 20 in 1973
- 18 in 1983
- 17 in 1966
- 15 in 1968
- 15 in 1976
- 13 in 1980
- 12 in 1981
- 11 in 1982

Total Offense

- 5124 in 1982
- 4889 in 1983
- 4522 in 1978
- 4474 in 1972
- 4328 in 1968
- 4217 in 1970
- 4103 in 1977
- 4075 in 1979
- 4055 in 1971
- 3843 in 1981

Total Offense Per Game

- 465.8 in 1982
- 444.4 in 1983
- 432.8 in 1968
- 411.1 in 1978
- 406.7 in 1972
- 383.4 in 1970
- 378.6 in 1967
- 349.3 in 1981
- 339.5 in 1980

Most Pass Completions

- 209 in 1972
- 206 in 1978
- 195 in 1968
- 191 in 1969
- 190 in 1967
- 190 in 1982
- 176 in 1983

Highest Completion Percent

- 59.0 in 1964
- 58.6 in 1980
- 56.2 in 1983
- 55.8 in 1978
- 55.5 in 1976
- 55.0 in 1971
- 54.8 in 1968
- 54.6 in 1982
- 54.5 in 1977
- 54.3 in 1956

Most Times Intercepted

- 23 in 1972
- 21 in 1973
- 21 in 1967
- 21 in 1954
- 18 in 1981

Most Rush Plays

- 603 in 1980
- 519 in 1975
- 518 in 1983
- 515 in 1953
- 507 in 1979
- 492 in 1981
- 488 in 1976
- 477 in 1982
- 476 in 1978
- 466 in 1952

Rush Yards Per Play

- 4.95 in 1949
- 4.90 in 1982
- 4.87 in 1983
- 4.34 in 1968
- 4.30 in 1950
- 4.28 in 1950
- 4.23 in 1953
- 4.00 in 1981

First Downs Passing

- 129 in 1972
- 128 in 1978
- 127 in 1982
- 127 in 1968
- 120 in 1977
- 117 in 1971
- 112 in 1970
- 112 in 1966
- 111 in 1983

Most Yards Passing

- 2974 in 1972
- 2844 in 1968
- 2838 in 1970
- 2785 in 1982
- 2750 in 1971
- 2749 in 1978
- 2367 in 1983

Most Yards Pass Per Game

- 284.4 in 1968
- 270.4 in 1972
- 258.4 in 1967
- 258.0 in 1970
- 255.0 in 1969
- 253.2 in 1982

Most Pass Attempts

- 389 in 1972
- 369 in 1978
- 356 in 1969
- 356 in 1968
- 352 in 1967
- 348 in 1982

Highest Punt Average

- 45.2 in 1981
- 45.1 in 1980
- 42.2 in 1983
- 40.6 in 1970
- 40.0 in 1978
- 39.7 in 1979
- 39.6 in 1965
- 39.5 in 1976
- 38.2 in 1973
- 38.1 in 1967
- 38.1 in 1977

Most Punts

- 81 in 1973
- 66 in 1979
- 65 in 1981
- 63 in 1970
- 61 in 1974
- 61 in 1965
- 59 in 3 years
- 57 in 1980

Most Passes Intercepted By

- 25 in 1968
- 24 in 1982
- 24 in 1949
- 23 in 1979
- 22 in 1972
- 21 in 1948
- 20 in 1969
- 18 in 1980

BEST PERFORMANCES BY OPPONENTS

INDIVIDUAL

- Most Yards Rushing**—304, Sam Dejarnette, Southern Mississippi, 1982
Most Times Carried—43, Sam Dejarnette, Southern Mississippi, 1982
Most Yards Passing—458, Art Schlichter, Ohio State, 1981
Most Passes Attempted—54, Larry Ochab, Florida, 1979
Most Passes Completed—31, Art Schlichter, Ohio State, 1981
Most Passes Caught—13, Gary Williams, Ohio State, 1981
Most Yards Pass Receiving—229, Gary Williams, Ohio State, 1981
Most Total Offense—412, Art Schlichter, Ohio State (-46 rushing, 458 passing), 1981
Longest Touchdown Run from Scrimmage—94, Roger Craig, Nebraska, 1981
Longest Punt Return—86, Daryl Cox, Kentucky, 1961 (TD)
Most Touchdowns on Punt Returns—2, Henry Williams, East Carolina, 1983
Longest Interception Return—99, Treg Songy, Tulane, 1983

- Longest Kickoff Return**—100, Anthony Collins, East Carolina, 1980
Longest Pass Play—95, from Ronnie Fletcher to Ben Hart, Oklahoma (Gator Bowl), 1965
Longest Punt—77, Jim Walton, Boston College, 1976; Rob Rajsich, Miami, 1978
Longest Field Goal—61, Wayne Latimer, Virginia Tech, 1975
Most Field Goals—6, Bobby Raymond, Florida, 1983

TEAM

- Passes Attempted**—54, Florida, 1979
Passes Completed—31, Ohio State, 1981
Pass Yardage—458, Ohio State, 1981
Rushing Yardage—472, Nebraska, 1981
Total Offense—620, Louisiana State, 1982
Rushing Attempts—80, Houston, 1974
Points Scored—58, Southern Mississippi, 1981
Most Fumbles—17, Wichita State, 1969
Most Fumbles Lost—10 (of 17), Wichita State, 1969
Penalties—12, Pittsburgh, 1981

HOMECOMING GAMES

(27 Wins, 8 Losses, 1 Tie)

Year	Opponent	FSU	OPP
1948	Tampa	33	12
1949	Millsaps	40	0
1950	Sewanee	14	8
1951	Stetson	13	10
1952	Furman	0	9
1953	Stetson	13	6
1954	Furman	33	14
1955	The Citadel	39	0
1956	Wake Forest	14	14
1957	Virginia Tech	20	7
1958	Tampa	43	0
1959	William & Mary	0	9
1960	Kentucky	0	23
1961	Southern Mississippi	0	12
1962	Houston	0	7
1963	North Carolina State	14	0
1964	Kentucky	48	6
1965	Wake Forest	35	0
1966	Wake Forest	28	0
1967	Texas Tech	28	12
1968	Wake Forest	42	24
1969	South Carolina	34	9
1970	Virginia Tech	34	8
1971	Mississippi State	27	9
1972	Colorado State	33	0
1973	Memphis State	10	13
1974	Virginia Tech	21	56
1975	Miami (Florida)	22	24
1976	Southern Mississippi	30	27
1977	North Texas State	35	14
1978	Navj	38	6

Year	Opponent	FSU	OPP
1979	South Carolina	27	7
1980	Boston College	41	7
1981	Western Carolina	56	31
1982	Southern Illinois	59	8
1983	Cincinnati	43	17



COACHES AND CAPTAINS



Year	Coach	Captains	W	L	T	FSU Pts	Opp Pts
1947	Ed Williamson	Jack McMillan, Phil Rountree	0	5	0	18	90
1948	Don Veller	Game Captains	7	1	0	152	64
1949*	Don Veller	Hugh Adams	9	1	0	291	59
1950	Don Veller	Duke Maltby	8	0	0	219	54
1951	Don Veller	Bill Dawkins	6	2	0	194	72
1952	Don Veller	Curtis Campbell, Vic Szczepanik	1	8	1	101	261
1953	Tom Nugent	Steve Kalerich	5	5	0	183	146
1954*	Tom Nugent	Game Captains	8	4	0	277	190
1955	Tom Nugent	Bob Crenshaw, Don Powell	5	5	0	147	186
1956	Tom Nugent	Joe Holt, Buck Metz	5	4	1	178	116
1957	Tom Nugent	Ron Schomburger	4	6	0	136	165
1958*	Tom Nugent	Vic Prinzi, Bobby Renn	7	4	0	218	124
1959	Perry Moss	John Spivey, Al Ulmer	4	6	0	149	132
1960	Bill Peterson	Tony Romeo	3	6	1	111	136
1961	Bill Peterson	Steve Klesius	4	5	1	93	128
1962	Bill Peterson	Gene McDowell	4	3	3	170	69
1963	Bill Peterson	Charlie Calhoun, Chuck Robinson	4	5	1	167	93
1964*	Bill Peterson	Bill Dawson, Fred Biletnikoff, George	9	1	1	263	85
1965	Bill Peterson	D'Alassandro, Bill McDowell, Max Wettstein	4	5	1	121	119
1966*	Bill Peterson	Game Captains	6	5	0	274	215
1967*	Bill Peterson	Game Captains	7	2	2	250	187
1968*	Bill Peterson	Game Captains	8	3	0	308	211
1969	Bill Peterson	Game Captains	6	3	1	220	182
1970	Bill Peterson	Game Captains	7	4	0	254	195
1971*	Larry Jones	Rhett Dawson, John Lanahan	8	4	0	309	174
1972	Larry Jones	Gary Huff, Larry Strickland	7	4	0	287	224
1973	Larry Jones	Jim Malkiewicz, Don Sparkman	0	11	0	98	331
1974	Darrell Mudra	Joe Goldsmith, Bert Cooper	1	10	0	130	289
1975	Darrell Mudra	Greg Johnson, Jeff Gardner	3	8	0	187	213
1976	Bobby Bowden	Jimmy Black, Jeff Leggett, Joe Camps, Rudy Thomas	5	6	0	205	258
1977*	Bobby Bowden	Aaron Carter, Bill Duley, Larry Key, Tom Rushing, Nat Terry	10	2	0	314	170
1978	Bobby Bowden	Nate Henderson, Willie Jones, Ivory Joe Hunter	8	3	0	312	208
1979*	Bobby Bowden	Mike Good, Ivory Joe Hunter, Scott Warren, Wally Woodham	11	1	0	326	160
1980*	Bobby Bowden	Reggie Herring, Greg Futch, Ron Simmons, Ken Lanier	10	2	0	352	85
1981	Bobby Bowden	James Harris, James Gilbert, Rohn Stark, Michael Whiting, Rick Stockstill	6	5	0	237	251
1982*	Bobby Bowden	Game Captains	9	3	0	419	254
1983*	Bobby Bowden	Game Captains	7	5	0	353	256
Totals			216	157	13	8,023	6,152

*Bowl Game Included

COACHES' CUMULATIVE RECORDS



Name	Tenure	Years	W-L-T	Pct.	FSU Pts.	OPP Pts.
Ed Williamson	1947	1	0-5-0	.000	18	90
Don Veller	1948-52	5	31-12-1	.716	938	504
Tom Nugent	1953-58	6	34-28-1	.548	1123	865
Perry Moss	1959	1	4-6-0	.400	149	132
Bill Peterson	1960-70	11	62-42-11	.587	2234	1602
Larry Jones	1971-73	3	15-19-0	.441	407	505
Darrell Mudra	1974-75	2	4-18-0	.182	317	502
Bobby Bowden	1976-	8	66-27-0	.710	2555	1631

RECORD AGAINST ALL OPPONENTS



Team	First Meeting	Last Meeting		Score	W	L	T
		Date	Site				
Abilene Christian	1953	1957	H	34-7	1	2	0
Alabama	1965	1974	H	7-8	0	2	1
Arizona State*	1971	1983	A	29-26	2	1	0
Auburn	1954	1983	A	24-27	1	10	1
Baylor	1965	1974	H	17-21	1	2	1
Boston College	1957	1980	H	41-7	2	1	0
Cincinnati	1977	1983	H	43-17	5	0	0
Citadel, The	1955	1962	H	49-0	4	0	1
Clemson	1970	1976	H	12-15	2	1	0
Colorado State	1972	1974	H	7-14	1	1	0
Cumberland	1947	1948	H	30-0	1	1	0
Delta State	1951	1951	H	34-0	1	0	0
East Carolina	1980	1983	H	47-46	3	0	0
Erskine	1948	1949	H	26-7	1	1	0
Florida	1958	1983	A	14-53	6	19	1
Furman	1952	1963	H	49-6	7	2	0
George Washington	1961	1961	H	15-7	1	0	0
Georgia	1954	1965	H	10-3	4	5	0
Georgia Tech	1952	1975	A	0-30	0	7	1
Houston	1960	1978	H	21-27	2	12	2
Howard	1950	1950	H	20-6	1	0	0
Iowa State	1975	1975	H	6-10	0	1	0
Jacksonville Navy	1951	1951	A	39-0	1	0	0
Jacksonville State (Ala.)	1947	1947	H	0-7	0	1	0
Kansas	1971	1974	A	9-40	2	2	0
Kansas State	1970	1977	A	18-10	3	0	0
Kentucky	1960	1965	A	24-26	1	3	1
Livingston State	1948	1949	A	6-13	1	1	0
Louisiana State*	1968	1983	A	40-35	4	2	0
Louisiana Tech	1952	1953	A	21-32	0	2	0
Louisville	1952	1983	H	51-7	8	1	0
Maryland	1966	1968	A	24-14	2	0	0
Memphis State	1959	1981	H	10-5	6	7	0
Miami	1951	1983	H	16-17	12	15	0
Millsaps	1948	1949	H	40-0	2	0	0
Mississippi	1961	1961	A	0-33	0	1	0
Mississippi College	1948	1950	H	33-0	3	0	0
Mississippi State	1966	1979	H	17-6	7	2	0
Navy	1978	1978	H	38-6	1	0	0
Nebraska	1980	1981	A	14-34	1	1	0
Newberry	1950	1950	A	24-0	1	0	0
New Mexico State	1964	1964	H	36-0	1	0	0
North Carolina*	1983	1983	N	28-3	1	0	0
North Carolina State	1952	1969	H	33-22	8	4	0
North Texas State	1976	1977	H	35-14	2	0	0
Notre Dame	1981	1981	A	19-13	1	0	0
Ohio	1956	1956	H	47-7	1	0	0
Ohio State	1981	1982	A	34-17	2	0	0
Oklahoma*	1965	1980	N	17-18	1	3	0
Oklahoma State*	1958	1978	H	38-20	2	1	0
Penn State*	1968	1968	N	17-17	0	0	1
Pittsburgh	1971	1983	A	16-17	3	5	0
Randolph Macon	1950	1950	H	40-7	1	0	0
Richmond	1959	1961	H	13-7	3	0	0
San Diego State	1973	1977	A	16-41	0	2	0
Sewanee	1949	1950	H	14-8	2	0	0
South Carolina	1966	1983	H	45-30	9	2	0
Southern Illinois	1982	1982	H	59-8	1	0	0
Southern Mississippi	1952	1982	A	24-17	9	7	1
Stetson	1947	1954	A	47-6	6	1	1
Sul Ross State	1951	1951	H	35-12	1	0	0
Syracuse	1966	1978	A	28-0	1	1	0
Tampa	1948	1959	A	33-0	9	2	0

Team	First Meeting	Last Meeting			W	L	T
		Date	Site	Score			
Tennessee	1958	1958	A	10-0	1	0	0
Tennessee Tech	1947	1958	H	22-7	1	1	0
Texas A&M	1967	1968	H	20-14	2	0	0
Texas Christian	1963	1965	A	3-7	1	2	0
Texas Tech*	1966	1977	N	40-16	3	1	0
Texas Western*	1954	1954	N	20-47	0	1	0
Troy State	1947	1951	H	40-0	4	1	0
Tulane	1983	1983	A	28-34	0	1	0
Tulsa	1969	1980	H	45-2	4	0	0
Utah State	1975	1975	H	17-8	1	0	0
Villanova	1954	1957	A	7-21	3	1	0
Virginia Military	1952	1954	A	33-19	2	1	0
Virginia Tech	1955	1980	H	31-7	14	10	1
Wake Forest	1956	1973	A	7-9	7	2	1
West Virginia*	1982	1982	N	31-12	1	0	0
Western Carolina	1981	1981	H	56-31	1	0	0
Whiting Field	1949	1949	H	74-0	1	0	0
Wichita State	1969	1969	H	24-0	1	0	0
William & Mary	1959	1960	H	22-0	1	1	0
Wofford*	1949	1952	A	27-13	3	0	0
Wyoming*	1966	1966	N	20-28	0	1	0

*Bowl Games Included

Bold face type indicates 1984 opponent

SEMINOLES ON T.V.

(Won 22, Lost 12, Tied 1)

Year	Opponent	Location	Score	Network	Bowl
1958	Oklahoma State	Louisville, KY	6-15	ABC	Bluegrass
1959	Virginia Tech	Blacksburg, VA	7-6	ABC	—
1965	Oklahoma	Jacksonville, FL	36-19	ABC	Gator
1966	Virginia Tech	Blacksburg, VA	21-23	ABC	—
1966	Wyoming	El Paso, TX	20-28	NBC	Sun
1967	Memphis State	Memphis, TN	26-7	ABC	—
1967	Penn State	Jacksonville, FL	17-17	ABC	Gator
1968	Florida	Tallahassee, FL	9-3	ABC	—
1968	Louisiana State	Atlanta, GA	27-31	TVSports	Peach
1969	N.C. State	Tallahassee, FL	33-22	ABC	—
1970	Houston	Tampa, FL	21-53	ABC	—
1971	Miami	Miami, FL	20-17	ABC	—
1971	Arizona State	Tempe, AZ	38-45	Mizlou	Fiesta
1972	Auburn	Auburn, AL	14-27	ABC	—
1977	Florida	Gainesville, FL	37-9	ABC	—
1977	Texas Tech	Orlando, FL	40-17	Mizlou	Tangerine
1978	Miami	Miami, FL	31-21	ABC	—
1978	Navy	Tallahassee, FL	38-6	ABC	—
1979	Virginia Tech	Blacksburg, VA	17-10	ABC	—
1979	Louisiana State	Baton Rouge, LA	24-19	ABC	—
1979	Florida	Gainesville, FL	27-16	ABC	—
1979	Oklahoma	Miami, FL	7-24	ABC	Orange
1980	Memphis State	Memphis, TN	24-3	ABC	—
1980	Virginia Tech	Tallahassee, FL	31-7	ABC	—
1980	Florida	Tallahassee, FL	17-13	ABC	—
1980	Oklahoma	Miami, FL	17-18	ABC	Orange
1981	Miami	Tallahassee, FL	19-27	ABC	—
1981	Southern Miss	Tallahassee, FL	14-58	ABC	—
1982	Miami	Miami, FL	24-7	CBS	—
1982	Louisville	Tallahassee, FL	49-14	WTBS	—
1982	West Virginia	Jacksonville, FL	31-12	ABC	Gator
1983	Louisiana State	Baton Rouge, LA	40-35	ABC	—
1983	Louisville	Tallahassee, FL	51-7	WTBS	—
1983	Florida	Gainesville, FL	14-53	CBS	—
1983	North Carolina	Atlanta, GA	28-3	CBS	Peach

YEAR-BY-YEAR RECORD



**Ed Williamson
(1947)**

Ed Williamson was appointed Florida State's first coach just a few weeks before the inaugural football season. He had no stadium, no scholarships and not even a nickname for his team. With only 45 ex-high school players, his teams came close to winning three games that year although it ended with an 0-5-0 record. Williamson did not receive any pay for coaching the team.

1947-(0-5)	FSU	FOE
Stetson (H)	6	14
Cumberland (A)	0	6
Tennessee Tech (H)	6	27
Troy State (H)	6	36
Jacksonville State (H)	0	7
	18	90



**Don Veller
(1948-52)**

Don Veller won 30 of his first 34 games as head coach at FSU before the Seminoles began playing a major college schedule. His five-year overall record was 31-12-1 and included an undefeated 8-0 season in 1950. That was also the year the Tribe moved into Dock Campbell Stadium. Veller, who still resides in Tallahassee, produced the second-highest winning percentage of all FSU coaches (.716). He is credited by many as laying the early foundation for the FSU football program.

1948-(7-1)	FSU	FOE
Cumberland (H)	30	0
Erskine (A)	6	14
Millsaps (A)	7	6
Stetson (A)	18	7
Mississippi College (H)	26	6
Livingston State (H)	12	6
Troy State (A)	20	13
Tampa (H)**	33	12
	152	64

1949-(9-1)	FSU	FOE
Whiting Field (H)	74	0
Mississippi College (A)	33	12
Erskine (H)	26	7
Sewanee (A)	6	0
Stetson (H)	33	14
Livingston State (A)	6	13
Millsaps (H)**	40	0
Tampa (A)	34	7

Troy State (H)	20	0
CIGAR BOWL		
Wofford (N)	19	6
	291	59

1950-(8-0)	FSU	FOE
Troy State (A)	26	7
Randolph Macon (H)	40	7
Howard (H)	20	6
Newberry (A)	24	0
Sewanee (H)**	14	8
Stetson (A)	27	7
Mississippi College (H)	33	0
Tampa (H)	35	19
	219	54

1951-(6-2)	FSU	FOE
Troy State (H)	40	0
Miami (Fla.) (A)	13	35
Delta State (H)	34	0
Sul Ross State (H)	35	13
Stetson (H)**	13	10
Jacksonville Navy (A)	39	0
Wofford (H)	14	0
Tampa (H)	6	14
	194	72

1952-(1-8-1)	FSU	FOE
Louisiana Tech (H)	13	32
Louisville (H)	14	41
VMI (H)	7	28
N. Carolina State (A)	7	13
Stetson (N)	6	6
Mississippi So. (H)	21	50
Furman (H)**	0	9
Georgia Tech (A)	0	30
Wofford (A)	27	13
Tampa (H)	6	39
	101	261



**Tom Nugent
(1953-58)**

Tom Nugent had a successful coaching stint at Florida State, as indicated by his 34-28-1 record in his six years at the Seminole helm. Florida State participated in two bowl games during Nugent's tenure and for the first time, in 1958, Florida State and Florida met on the football field. Nugent also served as athletic director while he was head coach of the Seminoles.

1953-(5-5)	FSU	FOE
Miami (Fla.) (A)	0	27
Louisville (H)	59	0
Abilene Christian (H)	7	20
Louisiana Tech (A)	21	32
VMI (H)	12	7
Mississippi So. (A)	0	21
Furman (H)	7	14
Stetson (H)**	13	6
N. Carolina State (H)	23	13
Tampa (A)	41	6
	183	146

1954-(8-4)	FSU	FOE
Georgia (H)	0	14
Abilene Christian (H)	0	13
Louisville (A)	47	6
Villanova (H)	52	13
N. Carolina State (A)	13	7
Auburn (A)	0	33
VMI (A)	33	19
Furman (H)**	33	14
Stetson (A)	47	6
Mississippi So. (H)	19	18
Tampa (A)	13	0
SUN BOWL		
Texas Western (A)	20	47
	277	190

1955-(5-5)	FSU	FOE
N. Carolina State (H)	7	0
Miami (Fla.) (A)	0	34
Virginia Tech (H)	20	24
Georgia (H)	14	47
Georgia Tech (A)	0	34
Villanova (H)	16	13
Furman (A)	19	6
The Citadel (H)**	39	0
Mississippi So. (A)	6	21
Tampa (A)	26	7
	147	186

1956-(5-4-1)	FSU	FOE
Ohio University (H)	47	7
Georgia (A)	0	3
Virginia Tech (H)	7	20
N. Carolina State (A)	14	0
Wake Forest (H)**	14	14
Villanova (A)	20	13
Miami (Fla.) (A)	7	20
Furman (H)	42	7
Mississippi So. (H)	20	19
Auburn (A)	7	13
	178	116

1957-(4-6)	FSU	FOE
Furman (H)	27	7
Boston College (A)	7	20
Villanova (A)	7	21
N. Carolina State (H)	0	7
Abilene Christian (H)	34	7
Virginia Tech (H)**	20	7
Miami (Fla.) (H)	13	40
Mississippi So. (A)	0	20
Auburn (H)	7	29
Tampa (A)	21	7
	136	165

1958-(7-4)	FSU	FOE
Tennessee Tech (H)	22	7
Furman (H)	42	6
Georgia Tech (A)	3	17
Wake Forest (H)	27	24
Georgia (N)	13	28
Virginia Tech (H)	28	0
Tennessee (A)	10	0
Tampa (H)**	43	0
Miami (Fla.) (A)	17	6
Florida (A)	7	21
BLUEGRASS BOWL		
Oklahoma State (N)	6	15
	218	124



Perry Moss (1959)

Moss was one of two FSU coaches who spent only a year at the school.

In his only season, FSU produced a 4-5-0 record. Midway through the season, reports were published that Moss would leave to join the Montreal Alouettes of the Canadian Football League. True to that report, Moss departed after a brief year at the Tallahassee school.

1959-(4-6)	FSU	FOE
Wake Forest (H)	20	22
The Citadel (H)	47	6
Miami (Fla.) (H)	6	7
Virginia Tech (A)	7	6
Memphis State (A)	6	16
Richmond (A)	22	6
Georgia (A)	0	42
William & Mary (H)**	0	9
Florida (A)	8	18
Tampa (H)	33	0
	149	132



Bill Peterson (1960-70)

Bill Peterson arrived in Tallahassee with football in deep trouble. When he left 11 years and four bowl games later, he had become the most significant coach in the first quarter of a century of Seminole football. Under "Pete" the Seminoles were 62-42-11. The most memorable Peterson year was 1964 when that squad, featuring the "Magnificent Seven", went 9-1-1 and recorded the first ever win over the Florida Gators. Peterson, after serving as color commentator on the Seminole Sports Network for the past few years, is now athletic director of the University of Central Florida.

1960-(3-6-1)	FSU	FOE
Richmond (H)	28	0
Florida (A)	0	3
Wake Forest (H)	14	6
The Citadel (A)	0	0
Mississippi So. (A)	13	15
William & Mary (H)	22	0
Kentucky (H)**	0	23
Miami (Fla.) (A)	7	25
Houston (H)	6	7
Auburn (A)	21	57
	111	136

1961-(4-5-1)	FSU	FOE
George Washington (A)	15	7
Florida (A)	3	3
Mississippi (A)	0	33
Georgia (H)	3	0
Richmond (H)	13	7
Virginia Tech (A)	7	10
Kentucky (A)	0	20
The Citadel (H)	44	8
Mississippi So. (H)**	0	12
Houston (A)	8	28
	93	128

1962-(4-3-3)	FSU	FOE
The Citadel (H)	49	0
Kentucky (A)	0	0
Furman (H)	42	0
Miami (Fla.) (A)	6	7
Georgia (A)	18	0
VPI (H)	20	7
Houston (H)**	0	7
Georgia Tech (A)	14	14
Florida (A)	7	20
Auburn (A)	14	14
	170	69

1963-(4-5-1)	FSU	FOE
Miami (Fla.) (H)	24	0
Texas Christian (H)	0	13
Wake Forest (H)	35	0
So. Mississippi (A)	0	0
Virginia Tech (H)	23	31
Furman (H)	49	6
Georgia Tech (A)	7	15
N. Carolina State (H)**	14	0
Auburn (A)	15	21
Florida (A)	0	7
	167	93

1964-(9-1-1)	FSU	FOE
Miami (Fla.) (A)	14	0
Texas Christian (A)	10	0
New Mexico State (H)	36	0
Kentucky (H)**	48	6
Georgia (A)	17	14
Virginia Tech (A)	11	20
So. Mississippi (H)	34	0
Houston (A)	13	13
N. Carolina State (H)	28	6
Florida (H)	16	7
	263	85

1965-(4-5-1)	FSU	FOE
Texas Christian (A)	3	7
Baylor (H)	9	7
Kentucky (A)	24	26
Georgia (H)	10	3
Alabama (A)	0	21
Virginia Tech (H)	7	6
Wake Forest (H)**	35	0
N. Carolina State (A)	0	3
Houston (H)	16	16
Florida (A)	17	30
	121	119

1966-(6-5)	FSU	FOE
Houston (H)	13	21
Miami (Fla.) (A)	23	20
Florida (H)	19	22
Texas Tech (A)	42	33
Mississippi State (H)	10	0
Virginia Tech (A)	21	23
South Carolina (A)	32	10
Syracuse (A)	21	37
Wake Forest (H)**	28	0
Maryland (H)	45	21
	274	215

1967-(7-2-2)	FSU	FOE
Houston (A)	13	33
Alabama (A)	37	37
N. Carolina State (H)	10	20
Texas A&M (A)	19	18
South Carolina (H)	17	0
Texas Tech (H)**	28	12
Mississippi State (H)	24	12
Memphis State (A)	26	7
Virginia Tech (H)	38	15

Florida (A)	21	16
GATOR BOWL		
Penn State (N)	17	17
	250	187

1968-(8-3)	FSU	FOE
Maryland (A)	24	14
Florida (H)	3	9
Texas A&M (H)	20	14
Memphis State (H)	20	10
South Carolina (A)	35	28
Virginia Tech (H)	22	40
Mississippi State (A)	27	14
N. Carolina State (A)	48	7
Wake Forest (H)**	42	24
Houston (N)	40	20

PEACH BOWL		
LSU (N)	27	31
	308	211

1969-(6-3-1)	FSU	FOE
Wichita State (H)	24	0
Miami (Fla.) (A)	16	14
Florida (A)	6	21
Tulsa (A)	38	20
Mississippi State (H)	20	17
South Carolina (H)**	34	9
Virginia Tech (A)	10	10
Memphis State (H)	26	28
N. Carolina State (H)	33	22
Houston (H)	27	31
	220	182

1970-(7-4)	FSU	FOE
Louisville (H)	9	7
Georgia Tech (H)	13	23
Wake Forest (H)	19	14
Florida (H)	27	38
Memphis State (A)	12	16
South Carolina (A)	21	13
Miami (Fla.) (A)	27	3
Clemson (H)	38	13
Virginia Tech (H)**	34	8
Kansas State (H)	33	7
Houston (N)	21	53
	254	195



Larry Jones (1971-73)

Larry Jones compiled a 15-19 record in his three years at the Seminole helm.


In his first two seasons, the popular coach led his teams to a 15-8 record but he is probably remembered most for the following season when his team did not win a game and lost 11. Jones is now an athletic administrator at Louisiana State.

1971-(8-4)	FSU	FOE
So. Mississippi (N)	24	9
Miami (Fla.) (A)	20	17
Kansas (H)	30	7
Virginia Tech (A)	17	3
Mississippi State (H)**	27	9
Florida (A)	15	17
South Carolina (H)	49	18
Houston (A)	7	14
Georgia Tech (A)	6	12
Tulsa (H)	45	10
Pittsburgh (H)	31	13

FIESTA BOWL		
Arizona State (A)	38	45
	309	174

1972-(7-4)	FSU	FOE
Pittsburgh (A)	19	7
Miami (Fla.) (A)	37	14
Virginia Tech (H)	27	15
Kansas (A)	44	22
Florida (H)	13	42
Mississippi State (N)	25	21
Colorado State (H)**	37	0
Auburn (A)	14	27
Houston (H)	27	31
Tulsa (H)	23	21
South Carolina (A)	21	24
	287	224

1973-(0-11)	FSU	FOE
Wake Forest (A)	7	9
Kansas (H)	0	28
Miami (Fla.) (H)	10	14
Baylor (A)	14	21
Mississippi State (H)	12	37
Memphis State (H)**	10	13
San Diego State (A)	17	38
Houston (A)	3	34
Virginia Tech (A)	13	36
South Carolina (H)	12	52
Florida (A)	0	49
	98	331




Darrell Mudra (1974-75)

Darrell Mudra was a successful coach before arriving at Florida State and he was successful after he left. But during his two years in Tallahassee, his record was 4-18-0. Mudra inherited an 0-11 team and wasn't able in two years to bring the program back in to the glory years it had enjoyed under Bill Peterson. Mudra, who coached from the press box instead of the sidelines, is head coach of Eastern Illinois.

1974-(1-10)	FSU	FOE
Pittsburgh (H)	6	9
Colorado State (H)	7	14
Kansas (A)	9	40
Baylor (H)	17	21
Alabama (A)	7	8
Florida (H)	14	24
Auburn (A)	6	38
Memphis State (A)	14	42
Miami (Fla.) (A)	21	14
Virginia Tech (H)**	21	56
Houston (H)	8	23
	120	289

1975-(3-8)	FSU	FOE
Texas Tech (A)	20	31
Utah State (H)	17	8
Iowa State (H)	6	10
Georgia Tech (A)	0	30
Virginia Tech (A)	10	13
Florida (A)	8	34
Auburn (H)	14	17
Clemson (A)	43	7
Memphis State (H)	14	17
Miami (Fla.) (H)**	22	24
Houston (A)	33	22
	187	213



Bobby Bowden (1976-Present)

The most popular of all the Seminole head coaches is also the all-time winningest coach at FSU. Bowden took over a program in 1976 that had gone 4-29 in the previous three years (now referred to as B.B. or Before Bowden) and transformed the FSU program into a nationally recognized name. His eight year record of 66-27 figures out to a winning percentage of .710. Bowden-coached FSU teams have participated in five bowl games and have earned top 10 rankings four times. Bowden was the first FSU coach to lead his team to a New Year's Day Bowl when the Seminoles played in the 1980 Orange Bowl.

1976-(5-6)	FSU	FOE
Memphis State (A)	12	21
Miami (Fla.) (A)	0	47
Oklahoma (A)	9	24
Kansas State (H)	20	10
Boston College (A)	28	9
Florida (H)	26	33
Auburn (A)	19	31
Clemson (H)	12	15
So. Mississippi (H)**	30	27
N. Texas State (A)	21	20
Virginia Tech (H)	28	21
	205	258

1977-(10-2)	FSU	FOE
So. Mississippi (A)	35	6
Kansas State (A)	18	10
Miami (Fla.) (H)	17	23
Oklahoma State (A)	25	17
Cincinnati (H)	14	0
Auburn (H)	24	3
N. Texas State (H)**	35	14
Virginia Tech (A)	23	21
Memphis State (H)	30	9
San Diego (A)	16	41
Florida (A)	37	9

TANGERINE BOWL	FSU	FOE
Texas Tech (N)	40	17
	314	170

1978-(8-3)	FSU	FOE
Syracuse (A)	28	0
Oklahoma State (H)	38	20
Miami (Fla.) (A)	31	21
Houston (H)	21	27
Cincinnati (H)	26	21
Mississippi St. (A)	27	55
Pittsburgh (A)	3	7
So. Mississippi (A)	38	16
Virginia Tech (H)	24	14
Navy (H)**	38	6
Florida (H)	38	21
	312	208

1979-(11-1)	FSU	FOE
So. Mississippi (H)	17	14
Arizona State (N)	31	3
Miami (Fla.) (H)	40	23
Virginia Tech (A)	17	10
Louisville (A)	27	0
Mississippi State (H)	17	6
Louisiana State (A)	24	19
Cincinnati (A)	26	21
South Carolina (H)**	27	7

Memphis State (H)	66	17
Florida (A)	27	16
ORANGE BOWL		
Oklahoma (N)	7	24
	326	160

1980-(10-2)	FSU	FOE
Louisiana State (A)	16	0
Louisville (H)	52	0
East Carolina (H)	63	7
Miami (Fla.) (A)	9	10
Nebraska (A)	18	14
Pittsburgh (H)	36	22
Boston College (H)	41	7
Memphis State (A)	24	3
Tulsa (H)	45	2
Virginia Tech (H)	31	7
Florida (H)	17	13
ORANGE BOWL		
Oklahoma (N)	17	18
	352	85

1981-(6-5)	FSU	FOE
Louisville (H)	17	0
Memphis State (H)	10	5
Nebraska (A)	14	34
Ohio State (A)	36	27
Notre Dame (A)	19	13
Pittsburgh (A)	14	42
Louisiana State (A)	38	14
Western Carolina (H)	56	31
Miami (H)	19	27
Southern Mississippi (H)	14	58
Florida (A)	3	35
	240	286

1982-(9-3)	FSU	FOE
Cincinnati (H)	38	31
Pittsburgh (H)	17	37
Southern Mississippi (A)	24	17
Ohio State (A)	34	17
Southern Illinois (H)	59	8
East Carolina (H)	56	17
Miami (A)	24	7
South Carolina (A)	56	26
Louisville (H)	49	14
Louisiana State (A)	21	55
Florida (H)	10	13

GATOR BOWL	FSU	FOE
West Virginia (N)	31	12
	388	254

1983 (7-5)	FSU	FOE
East Carolina (H)	47	46
Louisiana State (A)	40	35
Tulane (A)	28	34
Auburn (A)	24	27
Pittsburgh (A)	16	17
Cincinnati (H)	43	17
Louisville (H)	51	7
Arizona State (A)	28	26
South Carolina (H)	45	30
Miami (H)	16	17
Florida (A)	14	53

PEACH BOWL	FSU	FOE
North Carolina (N)	28	3
	381	312

**Homecoming

BOWL GAMES IN REVIEW

1950 CIGAR BOWL FLORIDA STATE 19, WOFFORD 6

TAMPA, Fla. (Jan. 2, 1950)—Red Parrish scored twice and Buddy Strauss rushed for 132 yards to give underdog Florida State a 19-6 win over Wofford in the Cigar Bowl football game.

The victory was a come-from-behind effort by the Seminoles as the Terriers scored only moments into the contest to make the score 6-0. That touchdown came when Wofford defenders blocked a Bo Manuel punt and recovered it in the end zone. The extra point attempt was no good.

For the balance of the first quarter, Florida State mounted several drives that stalled around midfield while Wofford netted virtually nothing offensively. Early in the second period, however, Wofford had its first real threat. It died on the Seminoles' 16-yard-line when Bill Dawkins intercepted a pass and returned it to the Terrier 20. Shortly after, Parrish bolted to the Tribe's initial touchdown that tied the score at 6-6.

Late in the half the Seminoles got cranked up again. Strauss busted up the middle for a 15-yard gain and an interference penalty pushed Florida State into Wofford territory. On the next play Parrish lofted a left-handed halfback pass to Norman Eubanks who made a spectacular catch and the extra point sent the Seminoles to the locker room with a 13-6 lead.

The third period was a dogged defensive battle with no serious scoring threats. But in the final period FSU pinned Wofford deep in its own territory with a 63-yard Manuel punt. After the Terriers fumbled on their own eight, the Seminoles were unable to cash in as Parrish came up a foot short on fourth down.

Unable to move the ball out of the deep hole, Wofford was forced to punt giving the Seminoles excellent field position with only minutes remaining. This time Don Veller's team wasted no time cashing in. With only seconds showing on the clock, Parrish sliced in from the five and Florida State had a 19-6 upset victory.

1955 SUN BOWL TEXAS WESTERN 47, FLORIDA STATE 20

EL PASO, Tex. (Jan. 1, 1955)—Florida State's defense collapsed in the second quarter allowing Texas Western to move well ahead and capture a 47-20 Sun Bowl victory.

With the score tied 7-7 at the end of the first period, the underdog Miners put together a magnificent 28-point quarter that buried the Seminoles on this steamy January afternoon. Texas Western quarterback John Griner ran the option to perfection in that second quarter, and the Seminoles, fighting a blinding sun and the high altitude, just couldn't keep pace.

After leading 7-0 in the first four minutes of this 20th renewal of the Sun Bowl the Seminoles allowed the aroused Miners to tie the score late in the period. On the first play of the second quarter, Florida State fumbled on its own 24 and Texas Western needed only two plays to grab its first lead of the day. That touchdown came on a nifty run by Miner ace Jesse Whittenton.

At that point the flood gates opened. Tom Nugent's Seminoles made three more costly mistakes in the quarter that led directly to Texas Western touchdowns and the homestanding Miners eased into the locker room with a 34-7 advantage.

In the final half, the Miners ran the count to 41-7 before the Tribe managed to get on the board for the second time in the afternoon. Quarterback Len Swantic led a third quarter drive that was sparked by a 43-yard touchdown pass to Tom Feamster. But Western wasted no time in countering that Seminole score. On the next kickoff, Bob Forrest raced 95 yards for the final Miner touchdown of the day.

The Seminoles were able to tack on a final tally in the fourth period. Harry Massey hit Bill Odom on a 16-yard pass play for the score.

1958 BLUEGRASS BOWL OKLAHOMA STATE 15, FLORIDA STATE 6

LOUISVILLE, Ky. (Dec. 13, 1958)—A frantic fourth-quarter comeback was not to be as Florida State couldn't fight off the bitter cold and Oklahoma State went home with a 15-6 victory in the only Bluegrass Bowl ever played.

A crowd of just over 7,000 was able to brave the 10-degree weather for the first-ever meeting between the two schools. Players on both teams wore tennis shoes in an effort to combat the frozen turf. It was the Seminole's first nationally televised game and a relatively obscure Howard Cosell handled the color that day.

Florida State got off to a good start in this one, mounting two drives deep into OSU territory. Both times it came up empty-handed though as field goal attempts from the 16 and 23 fell short.

Oklahoma State managed to dent the scoreboard early in the second quarter as swift halfback Duane Wood sprinted in from the Florida State 17.

Unable to get anything going in that second period, the Seminoles were forced to rely on their defense. The last assault came in the final two minutes of the half. The Aggies drove inside the Florida State five and on fourth down with 1:15 left, FSU's Ron Hinson stopped Forrest Campbell one foot from paydirt. That sent the clubs to the locker room with the score 7-0.

Early in the third period the Seminoles did themselves in with a pair of fumbles. The second miscue set up the Aggies at the Florida State 39. It took 10 plays but Wood finally scored his second touchdown and then caught a two-point conversion to make it 15-0.

1965 GATOR BOWL FLORIDA STATE 36, OKLAHOMA 19

JACKSONVILLE, Fla. (Jan. 2, 1965)—A brilliant passing combination of Steve Tensi and Fred Biletnikoff rewrote the Gator Bowl record book and gave the upstart Seminoles an impressive 36-19 victory over Oklahoma in this post season event.

The Florida State victory will long be remembered as one of the greatest passing shows in the history of college football. Tensi completed 23 of 36 passes for 303 yards and five touchdowns while Biletnikoff hauled in 13 for 192 yards and four TDs. Both players signed professional contracts on the field at the completion of the game.

Oklahoma claimed the first break of the day as Tensi was intercepted. The Sooners marched to the Seminole 34 but on third down FSU defensive back Howard Ehler picked off an OU pass and sailed 63 yards for the initial touchdown. Later in the quarter the Sooners came back to claim the lead 7-6 but that lead lasted only as long as it took the Tribe to move 90 yards.

Phil Spooner was instrumental in the drive and Tensi continued to pick the OU defense apart. From the 15, Tensi hit Biletnikoff for a 12-7 lead. Twice more before the intermission, Tensi found Biletnikoff for touchdowns. The first score followed a George D'Allesandro fumble recovery and the second came on a long drive against the clock. The halftime score was 24-7.

Early in the second half Oklahoma recovered a Seminole fumble and cut the lead to 24-13, but as the third period drew to a close the Seminoles executed an 82-yard drive. On the last play


of the quarter Tensi hit Don Floyd in the Oklahoma end zone for the touchdown.

With 10 minutes left and the score at 30-19, it was time for the Seminole defense to take over. Two drives late in the game came up short for the Sooners and finally FSU tacked on its final TD—a 14-yard Tensi-to-Biletnikoff toss that made it 36-19.

1966 SUN BOWL WYOMING 28, FLORIDA STATE 20

EL PASO, Tex. (Dec. 24, 1966)—Florida State's vaunted passing attack was not enough to overcome a stingy Wyoming defense and the Seminoles fell 28-20 in their second try for a Sun Bowl title.

Though the Seminoles got a couple of early breaks it was the Cowboys who first drew blood. The initial score came on a Jim Kiick plunge and the score stood 7-0 at the end of the first period. Florida State bounced back, however, as Bill Moreman fell on a Vic Washington fumble and FSU had the ball at the Wyoming 49. From there Kim Hammond found Ron Sellers for the tying touchdown.



The Seminoles managed to grab the lead in the game shortly before the intermission. This time Hammond hit T.K. Wetherell behind the Cowboy secondary for a 54-yard scoring strike. At the half it was 14-7.

It didn't take long for the Cowboys to tie the score. Early in the second half Wyoming quarterback Rick Egloff found Jerry Marion for a 39-yard touchdown. Late in the third quarter the Cowboys went ahead to stay. Kiick, who gained 135 yards on 23 carries, picked up 43 of them on a touchdown run that gave the Cowboys a 21-14 lead.

Florida State made a last-ditch attempt to regain a part of the lead as time ticked away in the final quarter. Hammond hit Ron Sellers in Wyoming territory. As the lanky receiver was hit, he fumbled the ball and it was recovered by teammate Chip Glass at the Cowboy five. But the tenacious Wyoming defense held in the final three minutes. From there Wyoming used a pair of 15-yard penalties and the running of Kiick to drive to the FSU 14 in the waning minutes. Egloff scampered into the end zone for the final Cowboy touchdown.

1967 GATOR BOWL FLORIDA STATE 17, PENN STATE 17

JACKSONVILLE, Fla. (Dec. 30, 1967)—Penn State jumped to a commanding 17-point lead at intermission but Florida State battled back in the second half to gain an exciting 17-17 tie.

The Seminoles received the kickoff but were stalled at the Penn State 25. The Lions fumbled after one play but an intercepted pass gave them the ball back and they got the first score on a 27-yard field goal by Tom Sherman in the closing minutes of the first quarter.

Late in the second period Sherman passed to Jack Curry on a 10-yard touchdown play and then came back to hit All-American tight end Ted Kwalick with seconds remaining in the half. The Seminoles were completely stopped before intermission as Penn State threw up a stingy defense that kept Kim Hammond and his mates at bay.

The momentum changed in the second half, however. Penn State received the kick but was forced to punt. The Tribe drove quickly to the Lion one but couldn't punch the ball in. However, on the next series, the Lions gambled on fourth down at their own 15 and the Seminole defense held. Three plays later Hammond passed to Ron Sellers for the initial Florida State score.

When Lion halfback Charlie Pittman fumbled the ball on the kickoff the Seminoles were back in business at the Penn State 22. Passes to Sellers and Bill Moreman moved the ball to the one and from there Hammond took it on himself to cut the lead to 17-14.

With just over a minute to play in the game, Hammond directed a picture-perfect drive from the Seminole 31 to the Penn State 15. There Florida State was faced with a fourth-and-five situation with 17 seconds remaining. Coach Bill Peterson decided to go for the sure three points and a tie rather than to risk a 17-14 loss. Grant Guthrie booted the field goal and the 1967 Gator Bowl had co-champions.

1968 PEACH BOWL LOUISIANA STATE 31, FLORIDA STATE 27

ATLANTA, Ga. (Dec. 30, 1968)—Competing in its fourth consecutive bowl game, Florida State couldn't outscore Louisiana State and the Seminoles fell 31-27 in a soggy game that initiated Atlanta's Peach Bowl.

The Seminoles had been considered a slight favorite in the game until the teams took the field for the pre-game warmups. It was at that point that the rain began to fall and it didn't let up until the final minutes of the contest played at Georgia Tech's Grant Field.

Despite the rain, the Seminoles wasted little time getting on the scoreboard. LSU won the toss but the Tigers bobbled the ball and FSU's John Crowe pounced on the loose ball at the Tiger 36. Tom Bailey swept around right end on the games' first play from scrimmage and went all the way for the touchdown.

That was the only score of the first period, however, as the heavy rain hampered both teams. In the first period, the Seminoles recovered two more LSU fumbles and intercepted a Tiger pass.

Early in the second period Bill Cappleman capped a 75-yard drive with a 21-yard touchdown pass to Bill Gunter that gave the Tribe a 13-0 lead. LSU's first score came midway through the second period on a 39-yard punt return of a stray Bill Cheshire kick. A 32-yard field goal in the waning minutes of the half cut the Seminole lead to 13-10 at intermission.

The Tigers came roaring back in the third period and a pair of touchdowns staked them to a 24-13 lead. But the Seminoles were not finished. A fourth-quarter Cappleman to Sellers pass brought Florida State within five and with 6:15 left in the game it went on top 27-24 with a Cappleman-Sellers aerial and a two-point conversion pass to Chip Glass.

1971 FIESTA BOWL **ARIZONA STATE 45, FLORIDA STATE 38**

TEMPE, Ariz. (Dec. 27, 1971)—In one of the most dazzling offensive shows in bowl history, Arizona State managed to score with 34 seconds remaining in the game to capture the first ever Fiesta Bowl 45-38.

Over 51,000 partisan Arizona State fans crowded into Sun Devil Stadium and Ray Scott was on hand to call the shots over a 140-station TV network. Florida State's initial drive stalled and Arizona State wasted no time in grabbing a 7-0 lead. FSU's Barry Smith brought the kickoff back 49 yards and like lightning Gary Huff and his mates tied the score. Huff's passes put the Tribe at the one and from there Paul Magalski got the six points.

Thirty-two points went on the board in the second quarter. The locals drew first blood but soon a field goal by Frank Fortes moved the Seminoles to within one at 14-13. The momentum seemed to swing to Florida State as it raced 63 yards on a later drive and added a two-point conversion to lead 21-14. With just over two minutes left in the half ASU's Danny White hit Steve Holden for a 55-yard scoring pass that tied it at 21-21.

But, at that point the Seminoles proved they had come to play. Huff put on a brilliant passing display, hitting Kent Gaydos for 46 yards to the Sun Devil 10. With time running out, Rhett Dawson snared his second touchdown pass of the day to give the Tribe a 28-21 lead at halftime.

The third quarter was all Arizona State. Holding the ball almost the entire quarter, the Sun Devils put 10 points on the board and led 31-28 heading into the final stanza. Early in that last quarter Florida State culminated a 75-yard drive with a field goal to tie the game 31-31. On an exchange of punts, Holden hurt the Seminoles again. This time he returned a Dwane Carroll punt 63 yards for a touchdown. Florida State came back to tie the game again as Dawson made a sensational touchdown grab between two defenders with 4:44 left in the contest.

A final ASU drive resulted in a Woody Green score with 34 seconds left to provide the final margin.

1977 TANGERINE BOWL **FLORIDA STATE 40, TEXAS TECH 17**

ORLANDO, Fla. (Dec. 23, 1977)—Florida State, making its first bowl appearance in seven years, demolished Texas Tech, 40-17, in the 32nd Tangerine Bowl.

A record-breaking crowd of 44,502 witnessed almost total domination by the Seminoles, who became the only Division I school currently playing major college football in Florida to achieve 10 victories in a single season.

FSU jumped ahead with 5:50 remaining in the opening quarter on a 23-yard Dave Cappelen field goal. It stayed that way until Mike Mock of Texas Tech evened the count with a 24-yarder early in the second quarter. At that point however, the Seminoles took over. It was a 93-yard kickoff return by Larry Key following the Tech field goal that gave the Seminoles the lead for good.

Later in the same quarter, quarterback Jimmy Jordan found tight end Grady King on a 37-yard scoring pass that boosted the Seminole lead to 16-3 at intermission.

The Seminoles continued to add to their cushion in the third quarter. First Jordan found Mike Shumann with a 40-yard scoring toss. Next Cappelen booted a 22-yard field goal. That made it 27-3.

Tech returned to the board with 7:46 remaining in the quarter on a 44-yard scoring pass to make it 27-9. The count remained that way until Wally Woodham found Roger Overby on a 15-yard scoring toss to increase the Seminole lead with just 3:34 left.

Neither team was through yet, however. Tech came back to score on a 21-yard run by Billy Taylor and with just 48 seconds remaining, FSU completed the scoring on a 44-yard pass involving Woodham and Chip Sanders.

1980 ORANGE BOWL **OKLAHOMA 24, FLORIDA STATE 7**

MIAMI, Fla. (Jan. 1, 1980)—Julius Caesar Watts and Heisman Trophy winner Billy Sims each rushed for more than 100 yards and a stingy Sooner defense held Florida State to 182 total yards as Oklahoma defeated Florida State 24-7 in the 46th annual Orange Bowl Classic.

For 17 minutes, it appeared that Florida State would see its dream of a 12-0 season and possible national championship come true as it took a 7-0 lead on a one-yard Mike Whiting touchdown run in the first quarter.

FSU had a chance to double its lead just moments later when punter Michael Keeling's kick was blocked by cornerback Bobby Butler and recovered on the Oklahoma 17 by Keith Jones.

After a first down, FSU failed to gain more than two yards on three tries and Rick Stockstill fumbled a snap from center on an attempted field goal try which resulted in Oklahoma stopping the FSU drive and gaining possession on the Oklahoma 19.



Following a 25-yard pickup by Sims and a sack of six yards by James Gilbert, Watts kept the ball on a sweep to the right and ran 61-yards for a score.

Watts' run was a sample of things to come for the Seminoles. Following the kickoff, Jimmy Jordan's first pass was picked off by Bud Herbert, who would go on to intercept three passes on the night, and returned to the Seminole 10. Two plays later, Stanley Wilson got the call from the five and rambled in for the score and a 14-7 Sooner lead.

Fred Keeling made it 17-7 at the half with a 24-yard field goal and the Sooners were on their way to victory.

The remainder of the game was a defensive standoff until Sims took a lateral from Watts and raced 22 yards into the Seminole endzone at the 7:13 mark of the fourth quarter.

For the game, Sims ended up the leading ground gainer with 164 yards on 24 carries, Watts tallied 127 yards on 15 attempts. FSU was outgained in the game by a 447-182 margin.

1981 ORANGE BOWL OKLAHOMA 18, FLORIDA STATE 17

MIAMI, Fla. (Jan. 1, 1981)—It took something that Oklahoma was not supposed to be able to do well to beat Florida State in the 1981 Orange Bowl—pass. With time running out and the Seminoles leading 17-10, quarterback JC Watts—a swift quarterback who led a notorious Oklahoma running game, drilled an 11-yard touchdown pass to split end Steve Rhodes with 1:27 remaining.

Going for the win on the conversion, Watts rolled to his right and hit tight end Steve Valora to give the Sooners an 18-17 win over upset-minded Florida State in the 47th annual Orange Bowl Classic.

Six hours earlier, Georgia defeated Notre Dame in the Sugar Bowl to wipe out any aspirations of a Seminole national championship. Ironically, the loss came in the same place (Orange Bowl) where hopes for a second undefeated regular season were erased by the University of Miami, 10-9.

A Florida State fumble recovery and a missed field goal kept Oklahoma off the board for the first quarter and FSU took a 6-0 lead when Ricky Williams capped off a 70-yard touchdown drive with a one-yard plunge. Bill Capece converted and the Seminoles led by seven.



The score remained the same until two seconds remaining in the first half as Fred Keeling's 53-yard field goal attempt was good, as the Sooner's moved to within four at 7-3.

Oklahoma took the second half kickoff and marched 78 yards for a touchdown and a 10-7 lead. On a second and goal from the FSU four, halfback David Overstreet took a pitchout to the right and scored easily.

On the following series, FSU drove from its own 20 to the Oklahoma 27, only to watch Capece's 44-yard field goal attempt sail to the right. The Seminoles recovered a Watts fumble three plays later, however, and this time Capece's field goal from 19 yards was good and the Seminoles tied the score at 10.

With 13 minutes left in the game, Keeling dropped back to his own 18 to punt. The snap sailed through his hands and into the endzone where Bobby Butler recovered for a touchdown and a 17-10 Seminole lead.

Both teams traded punts and Oklahoma took over on its own 22-yard line trailing by seven with 3:30 remaining on the clock. At this point, Watts abandoned the forte of the Sooner offense—the running—and went to the air.

Facing a third and nine on the OU 23, Watts hit split end Steve Rhodes with a 42-yard pass to the FSU 35. Chet Winters hauled in a 14-yard pass to the Florida State 21 for another first down.

After one more first down on a ten-yard scramble by Watts, the senior quarterback found Rhodes in the endzone for the touchdown.

Two completed passes gave Florida State the ball on the Oklahoma 45 with just five seconds remaining. Capece attempted to give Florida State the win with a 62-yard field goal, but the attempt fell six yards short and the Seminoles had lost to the Sooners for the second straight time in the Orange Bowl.

1982 GATOR BOWL FLORIDA STATE 31, W. VIRGINIA 12

JACKSONVILLE, FLA. (Dec. 30, 1982)—Greg Allen rambled for 138 yards and two scores, while surprise starter Blair Williams threw for 202 yards and another touchdown as Florida State upset West Virginia, 31-12, in the 38th annual Gator Bowl Classic.

Allen, who was named MVP for his performance, scored on third quarter runs of 29 and one yards to break open a tight game and give the Seminoles a 31-6 lead into the fourth quarter.

The victory lifted the Seminoles to 9-3 on the year and gave FSU head coach Bobby Bowden a win in his first encounter against the Mountaineers—the team he served as head coach for from 1970-75.

"I'm happy that we won the Gator Bowl, it was a great victory for our team," Bowden said. "But I get no additional thrill over the fact that we beat West Virginia. I spent 10 years of my life in that town and working for that University. Those are good people up there and I still have a lot of friends in Morgantown."

Florida State drew first blood in the game—taking a 3-0 lead on a 20-yard field goal by Phil Hall with 3:30 remaining in the first quarter. After being frustrated by a blocked field goal attempt on the first drive of the game, the Mountaineers came back to tie the game on the second play of the second quarter when All-American Paul Woodside hit a 48-yard field goal.

But the Seminoles took the lead for good on the next play. Fielding Woodside's kickoff on the five, Billy Allen started up the middle and then broke to his left—going a Gator Bowl record 95 yards for a touchdown and a 10-3 FSU lead.

West Virginia added a late second-half field goal to cut the lead to 10-6, but Williams led FSU on a 63-yard drive for a touchdown with under one minute to play.

Taking over on its own 27, FSU got 31 yards from Greg Allen on a pair of sweep plays before the Mountaineers were hit with a 21-yard penalty on a pass interference call.

With just 15 seconds remaining and the ball on the 27, Williams lofted a pass into the right corner of the endzone, where Dennis McKinnon went high over two WVU defenders to make a spectacular catch and give the Seminoles a 17-6 intermission lead.

The third quarter belonged to Greg Allen. Carrying the ball just five times, the sophomore tailback logged 52 yards—capping both drives with touchdowns.

Florida State's defense, which was in the face of WVU quarterback Jeff Hostetler all night, controlled the final period by limiting the Mountaineers to just two possessions.

FSU limited Hostetler to just 10 completions in 28 attempts for 118 yards and two interceptions; while the Seminole offense was busy piling up 451 yards of total offense against a WVU defense that was ranked in the top 10 nationally.

OVERALL BOWL RECORD

Bowl	W	L	T
Bluegrass	0	1	0
Cigar	1	0	0
Fiesta	0	1	0
Gator	2	0	1
Orange	0	2	0
Peach	1	1	0
Sun	0	2	0
Tangerine	1	0	0
Totals	5	7	1

For the second bowl game in a row, the defense rises to the occasion; and a quarterback making his first start ever tosses for two TD's to lead the Seminoles past the Tar Heels.

Florida State 28, North Carolina 3

ATLANTA, GA. (Dec. 31)—Making his first collegiate start ever, quarterback Eric Thomas connected on a pair of first quarter touchdown passes to Weegie Thompson as Florida State stunned North Carolina, 28-3, in the 16th annual Peach Bowl Classic.

"I asked the Lord to give me patience," the third-year red shirted sophomore said. "He gave me three years of it. I was finally glad to get into the action and help this team win."

Thomas, who played sparingly throughout the year after missing all of 1982 with a shoulder injury, led FSU to a 14-0 lead on its first two possessions.

Taking over on the FSU 38, Thomas directed a nine-play, 62-yard march that ended on a 15-yard pass to Thompson in the left corner of the endzone for the score. Philip Hall added the extra point and FSU led 7-0.

On the next possession, Thomas displayed some veteran composure, eluding a strong North Carolina blitz to hit Thompson on an 18-yard score to cap a 54-yard, five-play drive.

Florida State's much maligned defense shut out the Tar Heels for the entire half; while Pete Panton set up a one-yard touchdown run by Rosie Snipes by recovering a fumbled punt return on the North Carolina 16 midway through the second quarter as the Seminoles took a 21-0 lead into the locker room.

After holding North Carolina to 30 net yards in the third quarter, FSU's defense allowed North Carolina its only points of the game early in the fourth quarter on a 36-yard Brooks Barwick field goal.

North Carolina drove down to the FSU 12 on its next possession, but the Seminole defense rose to the occasion, forcing four straight incomplete passes to take over on downs.

Thomas and company took over, running all but 31 seconds off the game clock as Thomas capped an 88-yard drive with a 1-yard touchdown run and the Seminoles had their biggest winning margin ever in a bowl game.

Thomas completed seven of 13 passes for 99 yards and added 41 yards rushing to lead the Seminoles offensively

as he earned MVP honors for the game. All-American Greg Allen paced a 265-yard rushing attack with 97 yards on 17 carries.

Alphonso Carreker earned defensive MVP honors for the Seminoles. Carreker, who had six tackles, broke up a pass and sacked NC quarterback Scott Stankavage once, spearheaded a defensive effort that allowed Carolina just 32 yards rushing in the game.

"We had a lot of heroes today, I always thought Eric Thomas was a winner and he showed it today. Weegie, our running backs, Chub Carreker, all played well. This game does not make up for what happened this year, but hopefully it will be a building block for 1984," Bowden said.

Florida State 28, North Carolina 3

	FSU	NC
First Downs	23	16
Rushing Yards	59-265	26-32
Passing	13-7-1	40-18-0
Passing Yards	99	166
Total Offense	72-364	66-198
Fumbles-Lost	3-0	4-1
Punts-Average	6-38.8	6-45.2
Penalties	6-34	7-60

Florida State	14	7	0	7-28
North Carolina	0	0	0	3-3

FS—Thompson 15 pass from Thomas (Hall kick) FS—Thompson 18 pass from Thomas (Hall kick) FS—Snipes 1 run (Hall kick) NC—FG, Barwick 36 FS—Thomas 1 run (Hall kick)

Attendance—25,648

Rushing

FS—G. Allen 17-97; Cl. Jones 20-79; Thomas 13-41; Snipes 8-37; Hester 1-11

NC—Horton 9-30; Anthony 9-27; Littlejohn 2-5; Jones 1-(-2); Griffin 1-(-9); Stankavage 4-(-19)

Passing

FS—Thomas 13-7-1, 99 yards

NC—Stankavage 39-17-0, 150 yards; Anthony 1-1-0, 16 yards

ALL-TIME LETTERMEN

A

Abrara, Phillip, 1967-69
Adams, Hugh, 1949-50
Adams, Robert, 1978, 1980
Allen, Billy, 1981-83
Allen, Greg, 1981-83
Allen, Mike, 1972-74
Amman, Richard, 1969-71
Anderson, Bob, 1973
Anderson, Bobby, 1971-73
Andrews, Paul, 1959-61
Arnold, Jim, 1955
Arnold, Phil, 1971-73
Ashley, Tracy, 1981-83
Ashmore, Robert, 1969-71
Askin, Ahmet, 1972-73
Avezzano, Joe, 1963-65

B

Baggett, Leo, 1957-58
Bagnell, Clare (Bud), 1956-59
Bailey, Tom, 1967-70
Bailey, Winfred, 1962-64
Barber, Robert, 1954
Barco, Barry, 1983
Barnes, Mike, 1976-77
Barnes, Troy, 1954-57
Barwick, Parrish, 1982
Bass, Theron, 1968-70
Battaglia, Carmen, 1955-58
Beckman, Ed, 1973-76
Bell, Bruce, 1972-73
Bengtson, Brian, 1970
Benson, Joe, 1966-68
Berry, Louis, 1983
Beville, Steve, 1969
Bibert, Maury, 1963-65
Bigbie, Abner, 1958-60
Biletnikoff, Fred, 1962-64
Bisbee, Hamilton, 1955-57
Bishop, William, 1947
Black, Jimmy, 1973-74, 1976
Blatt, Mike, 1965-67
Blazovich, Mike, 1959-62
Bloodworth, Steve, 1983
Bonasorte, Monk, 1977-80
Booth, Charles, Jr., 1951-53
Bowden, Jeff, 1981-82
Boyer, George, 1953-55
Bradley, Preston, 1950-51
Braggins, David, 1965-66
Brannon, Tom, 1979-81
Bratton, Steve, 1969-73
Bright, Leon, 1974-76
Bringger, Harry, 1949-52
Binkley, Larry, 1961-63
Brown, Bill, 1955-58
Brown, Mack, 1972-73
Brownlee, Roger, 1981-82
Bruner, Jerry, 1961-63
Bryant, Buddy, 1951-53
Bugar, Mike, 1965, 1967-68
Burnett, Ken, 1980-82
Burt, Bobby, 1968
Burton, Clint, 1966-68
Butler, Bobby, 1977-80

C

Calhoun, Charles
Campbell, Allen Dale, 1981-82
Campbell, Bill, 1965-66
Campbell, Curt, 1950-52
Camps, Joe, 1974-76
Capece, Bill, 1977-80
Cappelen, Davy, 1976-79
Cappleman, Bill, 1968-69
Carnes, George, 1952
Carballo, Manny, 1982
Carreker, Alphonso, 1980-83
Carrell, Duane, 1969-71
Carter, Aaron, 1974-77
Carter, Walter, 1976-79
Carter, Wes, 1947
Causey, Jim, 1962
Caven, Jay, 1976-77
Chaudron, Ralph, 1947-49
Chavers, Lenny, 1981, 1983

Cherry, Gator, 1976-77
Cheshire, Bill, 1967-68
Childers, Sam, 1978-81
Churchin, Jeff, 1968-69
Clayton, Harvey, 1980-82
Coffield, Randy, 1973-75
Coggin, Redus, 1980-82
Coleman, Jerry, 1981-82
Collier, Danny, 1980
Cone, Ken, 1959-60
Conway, Pat, 1964-66
Cooper, Burt, 1972-74
Corcoran, Dan, 1976
Corral, Kent, 1970-71
Corso, Lee, 1953-56
Costello, Jim, 1947
Coursey, Jarvis, 1978-81
Cox, Billy, 1966-68
Cox, Gene, 1954-56
Craig, John, 1954-55, 1957-58
Crenshaw, Bob, 1954-55
Crowe, John, 1965-68
Cullom, Bill

D

D'Alessandro, George, 1962-65
Daly, Bill, 1961-63
Dane, Doug, 1975-77
Daniel, Jim, 1959-61
Daniels, Dan, 1971
Darsey, Bruce, 1960-62
Davis, Bob, 1983
Davis, Danish, 1981-82
Davis, Ed, 1971-73
Davis, George, 1969
Davis, Lemuel, 1947
Davison, Mike, 1972-74
Dawkins, Bill, 1948-51
Dawson, Bill, 1962-64
Dawson, Rhett, 1969-71
Dees, Allen, 1970-72
DeFrancesco, Frank, 1960-61
DeMaria, John, Jr., 1970-73
Dobosz, Stan, 1956-57
Donatelli, Donald, 1959-61
Dowell, J.D., 1983
Downey, Joe, 1972-74
Dukes, Jamie, 1982-83
Duley, Bill, 1975-77

E

Eagerton, Terry, 1967
Eason, Chuck, 1966-68
Edwards, Jack, 1962-64
Ehler, Howard, 1963-65
Elam, Bobby, 1972-73
Elliot, Chuck, 1966-68
Elliot, Robert, 1955-56
Espenship, Jack, 1959
Everett, Jimmy, 1972-75

F

Falvo, Tony, 1974-75
Fearster, Tom, 1954-55
Feely, Eddie, 1960-62
Fenner, Lane, 1966-67
Fenwick, Jack, 1966-68
Ferguson, Charles, 1978
Fick, Happy, 1960
Fiore, Dano, 1971
Flowers, Jackie, 1976-79
Floyd, Don, 1962-64
Fontes, Frank, 1970-71
Fotyk, Brad, 1982-83
Fountain, Robert, 1955-56
Fucarino, Dan, 1975
Futch, Garry, 1979-81
Futch, Greg, 1977-80

G

Gardner, Jeff, 1973-75
Garvin, Terry, 1964-65
Gavin, Stan, 1982
Gaydos, Kent, 1969-71
Glass, Chip, 1966-68
Glass, Mike, 1970-72
Glisson, Guy, 1969-71

Glosson, Doug, 1973
Giardino, Wayne, 1964-66
Gibbs, Shane, 1970-72
Gibson, Vince, 1954-55
Gilberg, Leonard, 1947
Gilbert, James, 1978-81
Gildea, Steve, 1968-70
Gilman, Brent, 1968-69
Goldsmith, Joe, 1972-74
Good, Mike, 1976-79
Graganella, Jim, 1983
Graham, Billy, 1953-54
Graham, Jerry, 1957-58
Grant, Donald, 1947-48
Gray, Darryl, 1982
Gray, Hector, 1978-79
Gray, Mike, 1968
Green, Carl, 1953-54
Green, Larry, 1965-67
Grady, Buddy, 1969-71
Griffin, Chris, 1973-75
Griffis, Kevin, 1983
Grimes, Fred, 1959-61
Griner, John, 1952-55
Gunter, Bill, 1967-68
Gunter, Cliff, 1961-63
Gurr, Doug, 1966-68
Guthrie, Grant, 1967-69

H

Hall, Philip, 1982-83
Hall, Randy, 1968-70
Hammond, Kim, 1966-67
Hanks, David, 1977
Hanna, Warren, 1981-82
Hardy, Jack, 1958-60
Harlow, Brian, 1982
Harmeling, John, 1973, 1976
Harp, Herbert, 1982-83
Harris, James, 1979-81
Harris, Larry, 1980-82
Harrison, Bruce, 1974-76
Hart, Ken, 1966-68
Haskin, Jack, 1947
Heggie, Bruce, 1983
Heggins, Jimmy, 1974-77
Henderson, Gerald, 1955-57
Henderson, Nat, 1977-78
Henry, Ferrell, 1961-64
Henry, Gary, 1978-80, 1982
Henson, Bill, 1970-71
Hermann, Dick, 1962-64
Herring, Reggie, 1978-80
Hester, Jessie, 1981-83
Hester, Ron, 1980-81
Hillabrand, Tom, 1960-62
Hinson, Ron, 1959
Holt, Joe, 1955-56
Hood, Larry, 1960-61
Hooks, Jim, 1957-59
Hosack, John, 1965-66
Houston, Rick, 1980
Howell, Bobby, 1970
Huff, Gary, 1970-72
Hughes, Bill, 1968
Humes, Earl, 1973-74
Hunt, Charlie, 1970-72
Hunter, Ivory Joe, 1977-79
Hurst, John, 1966

I

Ionata, John, 1982-83
Italiano, Nelson, 1950-52

J

Jackson, Bobby, 1974-77
Jackson, Lenx, 1983
Jacobi, Howard, 1971-72
Jacobs, Jerry, 1952-55
Jacobs, Charlie, 1956
Jacobs, Jerry, 1952-55
Jax, Garth, 1982-83
Johns, John, 1947-49
Johnson, Eddie, 1955-57
Johnson, Greg, 1973-75
Johnson, Hardis, 1979-80

Johnson, Hardis, 1979-80
Johnson, Homes, 1979
Johnson, Tony, 1981-83
Johnson, Wade, 1974-76
Johnson, Wayne, 1967-69
Johnston, Duke, 1967-69
Jones, Bob, 1972-74
Jones, Cedric, 1981-83
Jones, Cletis, 1983
Jones, Donovan, 1965, 1967
Jones, Fred, 1983
Jones, Hassan, 1982-83
Jones, Jerry, 1965-67
Jones, Keith, 1978-80
Jones, Larry, 1973
Jones, Phil, 1973-75
Jones, Willie, 1975-78
Jordan, Jimmy, 1976-79

K

Kaiser, Randy, 1973-74
Kalenich, Steve, 1950-52
Kestner, Ken, 1958-60
Key, Larry, 1974-77
Kimber, Bill, 1957-58
Kincaid, Mike, 1975-78
Keyes, Robert, 1976
Kinderman, Keith, 1961-62
King, Grady, 1978-80
King, Ronnie, 1953-54
Kinnaman, Joe, 1966-67
Kinsey, Rocky, 1982-83
Kissam, Larry, 1965-66
Kissner, Mike, 1974-76
Klesius, Steve, 1959-61

L

Lamb, Ray, 1958-60
Lanahan, John, 1969-71
Lanier, Ken, 1977-80
Lazzaro, Greg, 1976-77
Leggett, Jeff, 1974-76
Leonard, Bud, 1953-56
Levings, John, 1960-62
Lewis, Buzzy, 1971-73
Loflin, Jim, 1962
Logan, Randy, 1968-69
Lohse, Bill, 1968-70
Loner, Frank, 1967-68
Loucks, Garry, 1972
Lowrey, Kelly, 1981-83
Luna, Howard, 1964-65
Lyles, Mark, 1976-79

Mc

McConnaughay, John, 1960-62
McCormick, Gene, 1959
McCormick, Tom, 1981-83
McCrary, Brian, 1982-83
McCullers, Dale, 1966-68
McDougal, Tom, 1973
McDowell, Bill, 1963-65
McDowell, Gene, 1960-62
McDuffie, Wayne, 1965-68
McEachern, Robert, 1968-70
McGee, Joe, 1957-58
McGowan, Mike, 1972
McKinnie, J. W., 1969-71
McKinnon, Bobby, 1973-75
McKinnon, Dennis, 1980-82
McLean, John, 1980-83
McLean, Richard, 1964, 1966-67
McLean, Scott, 1979-81
McMillan, Charles, 1947
McMillan, Eddie, 1970-73
McNease, YC, 1961-62
McPhillips, Billy, 1973-76

M

Macek, Mark, 1977-80
Mack, Kim, 1982-83
MacKenzie, Dale, 1962-64
Madden, John, 1978-81
Magalski, Paul, 1969-71
Majors, Joe, 1958-59
Makowiecki, Al, 1953-54
Malkiewicz, James, 1972-73

Maloy, Rudy, 1973-76
 Mangan, Robert, 1963-66
 Mankins, Jim, 1965-66
 Mann, Ed, 1952
 Manuel, Gerald, 1947-49
 Massey, Harry, 1953-54
 Massey, Jim, 1963-65
 Mathieson, Steve, 1974-76
 Matt, Prince, 1982-83
 Matthews, Jay Mac, 1965-66
 Mead, Addison, Jr, 1947
 Menendez, Bob, 1966-67
 Merson, Bob, 1980-82
 Merson, Scott, 1982
 Meseroll, Mark, 1976-77
 Meseroll, Scott, 1973-74
 Messinese, James, 1952-54
 Metts, Buck, 1956-57
 Metts, Talmadge, 1953-54
 Middlebrooks, D.L., 1947
 Miles, David, 1971-72
 Miller, Fred, 1973-75
 Milligan, Pat, 1981-83
 Mindin, Jeremy, 1978-79
 Minor, Roger, 1970-71
 Mitchell, Hodges, 1972-73
 Mobley, Orson, 1982
 Montgomery, George, 1969
 Montgomery, Hal, 1966-68
 Montgomery, Howell, 1966
 Montgomery, John, 1969-71
 Moore, Ron, 1958-59
 Moore, Ron, 1983
 Moran, Terry, 1958
 Moreman, Bill, 1965-67
 Morris, Dan, 1983
 Mosley, Ted, 1967-68
 Mowatt, Zeke, 1980-82
 Munroe, Arthur, 1969
 Murdock, Les, 1962-64
 Murphy, John, 1972-74
 Musselman, Bill, 1954-57
 Mustain, Don, 1969
 Meyer, Carl, 1959

N

Nichols, Gerald, 1982
 Nicklaus, Steve, 1983
 Nellums, Bob, 1956-57
 Nelson, Lee, 1974-75
 Norris, Brent, 1971

O

Odom, William, 1955-57
 Oglesby, Paul, 1972
 O'Neal, Earl, 1950-52
 Orear, Rick, 1970-72
 Orlando, Mark, 1973
 Osha, Dwight, 1949-50, 1952-53
 Overby, Roger, 1974-75, 1977

P

Pacifico, Al, 1955-56
 Page, Mike, 1967
 Page, Lee, 1982

Pajoc, Gary, 1966-68
 Palermo, John, 1972-73
 Panton, Pete, 1983
 Parker, Clint, 1970-72
 Parris, Gary, 1970-73
 Parrish, Joe, 1963-65
 Passwaters, Earl, 1972-73
 Pederson, Don, 1968-70
 Pell, John, 1968-69
 Pendleton, Larry, 1966-68
 Pennie, Charles, 1965-66
 Pennie, Frank, 1963-65
 Petko, Joe, 1963-65
 Pickard, Fred, 1958-59
 Pickens, Chuck, 1967
 Pittman, John, 1967-68
 Piurowski, Paul, 1977-80
 Platt, Sam, 1978-80
 Polak, Nat, 1951-52
 Pope, Melvin, Jr, 1957
 Ponder, David, 1980-83
 Portor, Greg, 1974-76
 Pounds, Greg, 1972-73
 Powell, Don, 1954-55
 Prescott, Billy, 1976
 Prestwood, Tom, 1972
 Prichett, Ed, 1963-65
 Prior, Brad, 1976
 Prinzi, Vic, 1954-57
 Proctor, William Lee, 1955

R

Ragins, Smokey, 1973-75
 Rainey, Reese, 1971
 Ramsey, Greg, 1977-79
 Ratliff, Floyd, 1967
 Ratliff, Ron, 1970-73
 Reddick, Ernie, 1948-50
 Render, Ricky, 1981-83
 Rendina, Mike, 1981-82
 Renn, Bobby, 1957-58
 Restivo, Sam, 1981-83
 Reynolds, Burt, 1955, 1957
 Reynolds, Detroit, 1973-76
 Rhodes, Bill, 1966-68
 Rice, Barry, 1968-70
 Rice, Beryl, 1968-70
 Richardson, Ed, 1977-79
 Ridings, Jeff, 1974-76
 Riley, Eric, 1981, 1983
 Rimby, Bill, 1969-71
 Riopelle, Jerry, 1983
 Risk, Alan, 1975-76
 Rivas, Vic, 1974-76
 Roberson, Ulysses, 1983
 Roberts, Gene, 1961-63
 Roberts, Marion, 1961-63
 Roberts, Oscar, 1971-72
 Roberts, Pete, 1965-67
 Robinson, Chuck, 1961-63
 Rodrigue, Ted, 1955-57
 Roe, Ken, 1981-83
 Rogers, Ramon, 1958-59
 Romeo, Tony, 1958-60
 Rountree, Phil, 1947
 Rushing, Tom, 1975-77

Russon, Kenneth, 1960-62
 Rust, Benny, 1969
 Ryan, Eric, 1980-82

S

Sammons, Michael, 1968-71
 Sanders, Terry, 1976-79
 Sawyer, Bill, 1974-76
 Schmidt, Brian, 1974-78
 Schomburger, Ron, 1954-57
 Schumann, Mike, 1974-77
 Scott, Arthur, 1977-80
 Scott, Stanley, 1983
 Sellers, Ron, 1966-68
 Sexton, Billy, 1973
 Shaw, Bill, 1969-72
 Sheppard, John, 1956-58
 Shinholser, Jack, 1963-65
 Shively, Randy, 1972
 Shumann, Mike, 1974-77
 Simmons, Ron, 1977-80
 Sims, Jim, 1960-62
 Singletary, J. Keith, 1975-76
 Slay, Steve, 1962
 Slicker, Tom, 1960-62
 Smiley, Anthony, 1983
 Smith, Abe, 1976-77
 Smith, Barry, 1970-72
 Smith, Mike, 1978-80
 Smith, Tony, 1982
 Snell, David, 1970-72
 Snipes, Roosevelt, 1983
 Snyder, Dave, 1961-63
 Sparkman, Don, 1971-73
 Spivery, John, 1958-59
 Spooner, Phil, 1963-65
 Staab, Ray, 1954
 Stark, Rohn, 1978-81
 Stephens, John, 1964-66
 Stewart, Mike, 1976-77
 Stickland, Larry, 1970-72
 Strickler, Joe, 1969-71
 Stockton, Andy, 1974-75
 Stockstill, Rick, 1979-81
 Stokes, Jay, 1969-71
 Strauss, Buddy, 1948-49
 Stroud, Todd, 1983
 Sumner, Avery, 1962-64
 Sumner, Walter, 1966-68
 Swantic, Len, 1954-57
 Swosowski, Bob, 1958-60
 Systsma, Henry, 1962
 Szczepanik, Vic, 1949-52

T

Taylor, Henry, 1981-83
 Taylor, Jimmy Lee, 1950-53
 Taylor, Rick, 1983
 Taylor, Thurston, 1965-67
 Tensi, Steve, 1962-64
 Terry, Nat, 1976-77
 Thames, Jon, 1973-76
 Thorpe, Al, 1947-48
 Thomas, Danny, 1968
 Thomas, Eric, 1983
 Thomas, James, 1970-72

Thomas, Rudy, 1974-76
 Thompson, Jim, 1982-83
 Thompson, Roy, 1950-52
 Thompson, Weegie, 1981-83
 Trado, Jim, 1964
 Trancygier, Ed, 1960
 Turk, Richard, 1950-52
 Tyre, Bill, 1961-62
 Tyson, Jim, 1968-70

U

Ulmer, Al, 1958-59
 Unglaub, Kurt, 1976-79
 Ulrich, Bob, 1963-64
 Urquhart, Whitney, 1948-49

V

Verbinski, Joe, 1959-61
 Versprille, Pat, 1956
 Vohun, Frank, 1967-69
 Voltipetti, Barry, 1980-81

W

Wachtel, John, 1961-64
 Walker, Clyde, 1975-77
 Walker, Stan, 1967-69
 Wallace, Lou, 1957
 Wallace, Ron, 1968-70
 Wallace, Wade, 1978-79
 Waller, H.T., 1966
 Warren, Scott, 1976-79
 Warren, Tommy, 1968-70
 Weaver, Billy, 1955-57
 Wesley, Gil, 1977-79
 West, Tom, 1962-64
 Wessel, Joe, 1982-83
 Wetherell, T.K., 1964-67
 Weltstein, Max, 1963-65
 Wheeler, Tom, 1982-83
 Whigham, Frank, 1970-71
 White, Tom, 1969-70
 Whitehurst, Dan, 1970-72
 Widner, Terry, 1982-83
 Williams, Blair, 1981-82
 Williams, Brian, 1981-83
 Williams, Del, 1964-66
 Williams, Dick, 1948
 Williams, Isaac, 1982-83
 Williams, Phil, 1978-81
 Williams, Ricky, 1979-82
 Williams, Waldo, 1975-76
 Williamson, Larry, 1965-66
 Wilmot, Horace, 1983
 Whitehead, Bud, 1958-60
 Whiting, Mike, 1978-81
 Wodrich, Bob, 1950-51
 Woodham, Wally, 1977-79
 Woolford, Gary, 1975-76

Y

Young, Tommy, 1981-82

Z

Zafran, Ted, 1969
 Zion, Harvey, 1966-68

THE BOB CRENSHAW AWARD

Given in memory of Robert E. (Bob) Crenshaw, 1955, Florida State football captain and student leader who was killed in a jet crash in 1958, the plaque's inscription reads: "To the Football Player With the Biggest Heart." The recipient is chosen by his teammates as the man who best exemplified the "qualities that made Bob Crenshaw an outstanding football player and person."

1958—Al Ulmer, Guard
 1959—Ramon Rogers, Center
 1960—Abner Bigbee, Fullback
 1961—Paul Andrews, Fullback
 1962—Jim Sims, Tackle
 1963—Larry Brinkley, Fullback
 1964—Dick Hermann, Linebacker
 1965—Howard Ehler, Defensive Back
 1966—Ed Pope, Guard
 1967—Kim Hammond, Quarterback
 1968—Billy Gunter, Running Back
 1969—Stan Walker, Guard
 1970—Bill Lohse, Linebacker

1971—Bill Hanson, Defensive Tackle
 1972—Allen Dees, Center
 1973—Steve Bratton, Defensive End
 1974—Jeff Gardner, Offensive Guard
 1975—Lee Nelson, Defensive Back
 1976—Joe Camps, Defensive Back
 1977—Aaron Carter, Linebacker
 1978—Scott Warren, Defensive End
 1979—Greg Futch, Offensive Tackle
 1980—Monk Bonasorte, Defensive Back
 1981—Barry Voltapetti, Offensive Tackle
 1982—Blair Williams, Quarterback
 1983—Tom McCormick, Center

FLORIDA STATE ALL-AMERICANS



1962	Gene McDowell (LB)	AP (3)
1964	Fred Biletnikoff (SE)	AP (1), FWA (1), NEA (1), FN (1), NY NEWS (1), UPI (2), AFC (2), NCAA
1966	Del Williams (OG)	AP (2)
1967	Kim Hammond (QB)	AP (2), UPI (2)
1967	Ron Sellers (FL)	AP (1), AFC (1), NEA (1), FN (1), UPI (2), FWA (2), NCAA
1968	Ron Sellers (FL)	AP (1), AFC (1), FN (1), SN (1), TIME (1), UPI (2), NEA (2), FWA (2)
1971	Rhett Dawson (WR)	AP (3)
1972	Larry Strickland (LB)	AP (HM)
1972	Gary Huff (QB)	AFC (1), GRID (1), TIME (1), CH (1), PFW (1), FN (2), UPI (2), AP (HM)
	Barry Smith (WR)	AFC (1), CH (1), AP (2), UPI (2), US (2), FN (3)
	James Thomas (DB)	TIME (1), PFW (1), US (1)
1976	Gil Wesley (C)	FN (3)
1977	Ron Simmons (MG)	AP (HM), FN (HM), FN (FR)
1978	Jackie Flowers (WR)	AP (HM), SN (HM)
	Nate Henderson (DE)	AP (HM)
	Willie Jones (DE)	UPI (2), AP (HM), SN (HM)
	Ron Simmons (MG)	FN (3), AP (HM)
1979	Monk Bonasorte (DB)	AP (3)
	Jackie Flowers (WR)	UPI (2), FN (2)
	Mike Good (OG)	AP (HM)
	Jimmy Jordan (QB)	SN (HM)
	Ron Simmons (MG)	AP (1), UPI (1), CAMP (1), FN (1), KOD (1), NCAA
	Scott Warren (DE)	CH (1), AP (HM)
	Gil Wesley (C)	CH (1)
1980	Monk Bonasorte (DB)	FN (2)
	Bobby Butler (DB)	NEA (1), AP (3)
	Reggie Herring (LB)	AP (2)
	Ken Lanier (OT)	AP (2)
	Ron Simmons (MG)	UPI (1), KOD (1), SN (1), FN (3), NCAA
	Rohn Stark (P)	KOD (1), UPI (1), SN (1), FN (3)
1981	Greg Allen (RB)	FN (FR)
	Garry Futch (DT)	AP (HM)
	Tom McCormick (C)	AP (HM)
	Rohn Stark (P)	SN (1), UPI (1), NEA (1), HI (1)
	Barry Voltapetti (OT)	AP (HM)
1982	Greg Allen (RB)	AP (HM)
	Alphonso Carreker (DT)	AP (HM)
	Harvey Clayton (DB)	AP (HM)
	Jamie Dukes (OL)	FN (FR)
	Hassan Jones (WR)	FN (FR)
	Tom McCormick (C)	AP (HM)
	Isaac Williams (DL)	FN (FR)
	Ricky Williams (RB)	AP (HM)
	Tommy Young (LB)	AP (HM)
1983	Greg Allen (RB)	UPI (1), CAMP (1), FN (2), AP (3)
	Alphonso Carreker (DT)	FN (3), AP (HM)
	Tom McCormick (C)	AP (HM)
	Herbert Harp (OL)	FN (HM)
	Jamie Dukes (OL)	FN (HM)

KEY—AP-Associated Press; UPI-United Press International; FN-Football News; AFC-American Football Coaches; NEA-Newspaper Enterprises Association; TIME-Time Magazine; NY NEWS-New York Daily News; SN-Sporting News; FWA-Football Writers Association; KOD-Kodak; CAMP-Walter Camp; PFW-Pro Football Weekly; GRID-Gridiron; HI-Hartford Insurance; CH-Churchmans; US-Universal Sports; **NCAA**-NCAA Consensus

KEY—(1) First Team; (2) Second Team; (3) Third Team; (HM) Honorable Mention; (FR) Freshman Team

ACADEMIC ALL-AMERICANS

(Selected by the College Sports Information Directors of America)

First Team

- 1972—Gary Huff (QB)
- 1979—Phil Williams (WR)
- 1980—Keith Jones (DB)
- 1981—Rohn Stark (P)

Second Team

- 1957—Ron Schomberger (E)
- 1981—Phil Williams (WR)

LITTLE ALL-AMERICANS

- 1948—Hugh Adams (T)
- 1949—Hugh Adams (T)
- 1950—Jerry Morriscal (T)
- 1951—Bill Dawkins (G)
- 1952—Curt Campbell (E)
- 1954—Al Makowiecke (G)

ALL-SOUTH INDEPENDENT

1968—First Team

QB Bill Cappleman
DB John Crowe
OT Jack Fenwick
LB Dale McCullers
FL Ron Sellers

1969—First Team

RB Tom Bailey
QB Bill Cappleman
LB Bill Lohse
DL Robert McEachern
TE Tim Tyson
DE Ron Wallace

1970—First Team

WR Rhett Dawson
C Allen Dees
DL Robert McEachern
DB James Thomas
QB Tommy Warren

Honorable Mention

RB Tom Bailey
P Duane Carrell
KS Frank Fortes
LB Bill Lohse
DB Eddie McMillian

1971—First Team

WR Rhett Dawson
KS Frank Fortes
QB Gary Huff
LB Larry Strickland
DT Joe Strickler
DB James Thomas

Honorable Mention

DL Charles Hurt
DL Bill Shaw
DL Dan Whitehurst

1972—First Team

OG Phil Arnold
QB Gary Huff
RB Hodges Mitchell
TE Gary Parris
WR Barry Smith
LB Larry Strickland

Honorable Mention

DB James Thomas

1973—Honorable Mention

OT Don Sparkman

1974—First Team

LB Burt Cooper
WR Mike Shumann

Second Team

P Joe Downey
DL Greg Johnson
RB Larry Key

Honorable Mention

RB Leon Bright
OG Jeff Gardner
TE Joe Goldsmith

1975—First Team

OG Jeff Gardner
DB Bobby Jackson

Honorable Mention

RB Leon Bright
LB Aaron Carter
DT Willie Jones
RB Larry Key
DB Lee Nelson
WR Mike Shumann
QB Clyde Walker

1976—First Team

TE Ed Beckman
OT Jon Thames

1977—First Team

OG Wade Johnson
DE Willie Jones
RB Larry Key
WR Mike Shumann
DB Nat Terry

Second Team

P Bill Duley
MG Ron Simmons

Coach of the Year

Bobby Bowden

1978—First Team

WR Jackie Flowers
OG Mike Good
OT Nate Henderson
DE Willie Jones
MG Ron Simmons

Second Team

KS Dave Cappelen
QB Jimmy Jordan

1979—First Team

WR Jackie Flowers
OG Mike Good
OT Ken Lanier
DE Scott Warren
MG Ron Simmons

Second Team

DB Monk Bonasorte
DB Bobby Butler
PK Dave Cappelen
LB Reggie Herring
RB Mark Lyles

Coach of the Year

Bobby Bowden

1980—First Team

DB Monk Bonasorte
DB Bobby Butler
PK Bill Capece
OG Greg Futch
LB Reggie Herring

OT Ken Lanier
DT Mark Macek
P Rohn Stark

Second Team

DT Garry Futch
LB Paul Piurowski
RB Sam Platt

1981—First Team

DE Jarvis Coursey
C Tom McCormick
P Rohn Stark
OT Barry Voltapetti

Second Team

TE Sam Childers
DT Garry Futch
DB James Harris
RB Mike Whiting
RB Greg Allen

1982—First Team

RB Greg Allen
C Tom McCormick
DT Alphonso Carreker
DB Harvey Clayton

Second Team

DB Larry Harris
WR Jessie Hester
QB Kelly Lowrey
OL Ricky Render
LB Ken Roe
RB Ricky Williams
LB Tommy Young

1983—First Team

RB Greg Allen
DT Alphonso Carreker
C Tom McCormick

Second Team

OL Jamie Dukes
OL John Ionata
WR Weegie Thompson



BURT REYNOLDS' CAREER AT FLORIDA STATE

Sports Information Offices are routinely besieged by telephone calls from all manner of news media types and fans requesting information and/or historical facts.

If one were to poll the nature of the questions at the Florida State Sports Information Office, it wouldn't even be close. More historical questions are fielded from year-to-year on the collegiate football career of Burt Reynolds than any other subject.

For once, let's set the record straight.

Reynolds, who was known as Buddy when he attended FSU, was not, as the biographical sketch in the Tampa Bay Bandits' inaugural press guide stated, an All-Southern Conference performer. The biggest problem with that claim is that Florida State has never been a

member of the Southern Conference.

Reynolds was, however, a running back with a great deal of ability and may have gone on to a career in football had the events of the mid-fifties not changed his course of life.

As a freshman in 1954, Reynolds rushed for 134 net yards. Coaches and fans saw a great deal of promise in the youngster and were looking for big things from Reynolds. Unfortunately, that would be his only full season as a football player at FSU.

Recently, Tallahassee Democrat Sports Editor Bill McGrotha remembered Reynolds and the names and faces of his era. This excerpt should answer many of the questions that constantly arise. McGrotha writes:

"...a couple of writers have mentioned that Reynolds gained only 140 yards in 1954—his only full season with Florida State. Well, actually 134. The 140 total was gross yardage—134 was net. Leaving it at that, there is the suggestion that he was not much of a back.

Perchance it is time to reverse the projector and play some old footage once again.

Reynolds was, in fact, a freshman and quite a promising runner in 1954. He had a peculiarly different running style—a sort of glide, and once I described him as a kind of "sideways runner." More than 20 years later, after everybody else had forgotten it, Reynolds publicly recalled that embarrassingly inept label.

Reynolds ran only 16 times that freshman season, and 62 of his yards came on three runs against Auburn—one on a 54-yard burst. He scored two touchdowns while averaging 8.3 yards per carry. Not bad at all. He also caught four passes for 76 yards.

The piece in the Bandits' press guide starts out wrong. "In a lifetime of seemingly endless fulfilled dreams, Burt Reynolds..." That is the way it begins. It is not the way it was. One of Reynolds' big dreams was to become a really top performer in college football—which he might well have been except for a fateful automobile accident when he went home to West Palm Beach for the Christmas holidays following his freshman season.

Because he was banged up, Reynolds dropped out of school, stayed at home in West Palm, started in Little Theater and soon was pursuing an acting career in New York then Hollywood. He was having a little success.

In the summer of 1957, he returned to Florida State.

A day or so after he returned, he walked into the old Democrat building at the corner of Call and Adams streets, sat down at my desk and talked of why he had come back after two years. Big thing, he said, was he just could not get football out of his system. Another big thing, he said, was that he was sick and tired of the phonies in the acting business.

In the season following his freshman year, Reynolds had been listed as the starter at right halfback—with the expectation then that he would return to school after his injuries in the accident. Instead, he had pursued acting. The Florida State press guide of 1957 proclaimed simply that Buddy Reynolds was "back now better than ever."

As Florida State won its first three games of 1957, Reynolds evolved into a starting defensive back. In the fourth game, here against an excellent N.C. State team, Florida State lost 7-0 on a long pass play into Reynolds' territory—and never mind that films later showed the receiver illegally had gone out of bounds before coming back in and catching the ball.

Coach Tom Nugent recently denied that he demoted Reynolds to the B team immediately after, but he indicated that he might have treated him "pretty mean" following that. In any event, Reynolds soon gave up his dream of football and returned to Hollywood, where he has since managed to make a living.

Some of the more interesting press guides are the old ones—such as Florida State's little gem of '54.

On your way to look up Burt Reynolds, you come across all sorts of neat facts.

There were no so-designated linebackers back then. In a day when players went both ways, the guards and centers were generally linebackers when it came time to go on defense.

One interesting guard on that team was Vince Gibson, later head coach of Kansas State, Louisville and Tulane. And another was Al Pacifico, who at 20,000 feet on a flight back from the Sun Bowl of '54 got into a fight with quarterback Lynn Swantic. I don't remember who broke it up—but, no it wasn't Reynolds.

A freshman end from Pittsburgh on that team was Ron Schomburger and a junior fullback from Lake City was Gene Cox—both of whom found homes here.

Al Makowiecki, a senior tackle from Monaca, Pa., was beyond much question the best player on the team—and does anyone out there know whatever happened to this all-timer?

The senior quarterback, from Mississippi, was Harry Massey, who went to West Palm Beach and made a big bundle selling insurance. My impression is that at least a half-dozen guys on that '54 team are millionaires now.

A freshman quarterback from Lynn, Mass., and the former heavyweight boxing champion of the Far East Air Force, was Theodore Charles Rodrigue, who also homesteaded here. Another freshman quarterback was Vic Prinzi of Waverly, N.Y., whose coach, Frank Toomey, came with him—apparently as part of the deal. Prinzi very quickly became an outstanding quarterback and Reynolds' good buddy—which he remains.

Pat Versprille of Virginia was still another freshman quarterback that year—it was a heckuva year for quarterbacks. A talented athlete and kicker, later a running back, Versprille later was hurt badly on a practice-field play forever etched in my memory. He made a head-on tackle, low and very hard—and his neck snapped. Hospitalized for a long while, his recovery was tedious—but eventually he came out of it OK, or pretty much so.

Bob Crenshaw was the 160-pound junior center from Miami—blond, popular, all heart, your genuine All-American boy. He died soon after graduation in an Air Force plane crash.

There were plenty of good runners on that team. Billy Graham, a Louisiana boy, and Lee Corso—the Miamian who later became head coach of Louisville and Indiana—were dandies. Buck Metts of Sanford, who played little more than Reynolds that year, later became a fine one. Billy Odoms was a bit of a burner.

The biggest guy on the team, by far, was 6-foot-7, 250-pound Tom Feamster, an end and another Virginian. His talent was notable, but Feamster was not so aggressive, and today is a priest. The last I heard about him he was with John Spenkelink before his execution.

So many good names. So many good stories. Reynolds was one."