



Bowden's Xth


"I can't imagine leaving here. I love FSU, and I want to continue coaching for as long as I feel I can be effective or until I find I can't take it physically anymore. When I feel I've become a drain on the program, I'll be happy to step aside and let someone else take over."



"Thank you for accepting the challenge. You are the one." —former FSU halfback Burt Reynolds

"Bowden will do okay. I think Florida State has found its man."
—Hubert Mizell,
St. Petersburg Times, 1977





The Record Book

Individual Records



(Bowl games not included) *NCAA Record *NCAA Freshman Record

Total Offense

Most Plays

Game—61, Gary Huff vs. Houston, Nov. 4, 1972
 Season—429, Gary Huff, 1972
 Career—921, Gary Huff, 1970-72

Most Yards Gained

Game—490, Bill Cappleman vs. Memphis State,
 Nov. 15, 1969
 Season—2770, Gary Huff, 1972
 Career—6086, Gary Huff, 1970-72

Most Touchdowns Responsible For

Game—6, Gary Huff vs. South Carolina, Oct. 23, 1971
 Season—26, Gary Huff, 1972 and Bill Cappleman,
 1968
 Career—54, Gary Huff, 1970-72

Rushing

Most Rushes

Game—33, Greg Allen vs. East Carolina, Sept. 3, 1983
 Season—239, Larry Key, 1977
 Career—625, Larry Key 1974-77

Most Yards Gained

** Game—322, Greg Allen vs. Western Carolina,
 Oct. 31, 1981
 Season—1134, Greg Allen, 1983
 Career—3769, Greg Allen, 1981-84

Most Yards Gained (Season)

By a Freshman—888, Greg Allen, 1981
 By a Sophomore—817 Homes Johnson, 1978
 By a Junior—1134, Greg Allen, 1983
 By a Senior—1117, Larry Key, 1977

Most Games Gaining 100 Yards

Season—6, Sam Platt, 1980 and Greg Allen, 1984
 Career—16, Greg Allen, 1981-84

Consecutive 100 Yard Games

Career—3, Sam Platt, 1980; Greg Allen, 1981 and 1983;
 Roosevelt Snipes, 1984

Most Games Gaining 200 Yards

Season—2, Greg Allen, 1981
 Career—4, Greg Allen, 1981-84

Most Games Gaining 300 Yards

Season—1, Greg Allen, 1981
 Career—1, Greg Allen, 1981

Highest Average Per Rush

Game (Min. 10 atts.)—14.0, (10-140), Ricky Williams vs.
 Louisville, Nov. 13, 1982 and (Min. 20 atts.)—10.1
 (22-223), Greg Allen vs. Arizona State,
 Nov. 4, 1984

Season (Min. 100 atts.)—7.3 (133-971), Greg Allen, 1984
 Career (Min. 200 atts.)—6.0, Greg Allen, 1981-84

Most TDs Rushing

Game—4, Greg Allen vs. South Carolina, Nov. 6, 1982
 and vs. Louisville, Nov. 13, 1982
 Season—20, Greg Allen, 1982
 Career—44, Greg Allen, 1981-84

Longest Rush

Game—97, Larry Key vs. Virginia Tech, Nov. 11, 1976

Most All Purpose Yardage

* Game—417, Greg Allen vs. Western Carolina,
 Oct 31, 1981

Season—1605, Greg Allen, 1982
 Career—4,996, Greg Allen, 1981-84

Passing

Highest Passing Efficiency Rating

Season (Min. 10 atts./game)—151.8, Blair Williams, 1982
 Career (Min. 150 cmp./game)—133.0, Gary Huff,
 1970-72

Most Passes Attempted

Game—58, Gary Huff vs. Florida, Oct. 7, 1972
 Season—385, Gary Huff, 1972
 Career—796, Gary Huff, 1970-72

Most Passes Completed

Game—31, Bill Cappleman vs. Memphis State,
 Nov. 15, 1969
 Season—206, Gary Huff, 1972
 Career—436, Gary Huff, 1970-72

Highest Completion Percentage

Game (Min. 15 atts.)—84.0, (21-25), Gary Huff vs.
 Virginia Tech, Oct. 2, 1971
 Season (Min. 100 atts.)—61.0, (94-154), Wally Woodham,
 1977
 Career (Min. 300 atts.)—57.4, (273-476),
 Wally Woodham, 1975, 77-79

Most Passes Intercepted

Game—5, Bill Cappleman vs. Virginia Tech, Nov. 2, 1968
 Season—23, Gary Huff, 1972
 Career—42, Gary Huff, 1970-72

Lowest Interception Percentage

Season (Min. 100 atts.)—1.65, (2-121), Steve Tensi, 1962
 Career (Min. 300 atts.)—4.27, (15-351), Kim Hammond,
 1965-67

Most Yards Gained

Game—508, Bill Cappleman vs. Memphis State,
 Nov. 15, 1969
 Season—2893, Gary Huff, 1972
 Career—6378, Gary Huff, 1970-72

Most 200 Yard Games

Season—9, Gary Huff, 1972
 Career—15, Gary Huff, 1970-72

Consecutive 200 Yard Games

Career—11, Gary Huff, 1971-72

Most 300 Yard Games

Season—3, Gary Huff, 1971 and Kim Hammond, 1967
 Career—5, Gary Huff, 1970-72

Consecutive 300 Yard Games

Career—3, Kim Hammond, 1967

Most Yards Per Attempt

Game (Min. 15 atts.)—15.0, (374-25), Gary Huff vs.
 Virginia Tech, Oct. 2, 1971
 Season (Min. 100 atts.)—8.6, (1535-179), Jimmy Black,
 1976
 Career (Min. 300 atts.)—8.0, (6378-796), Gary Huff,
 1970-72

Most Yards Per Completion

Game (Min. 15 atts.)—23.8, (285-12), Gary Huff vs. Tulsa,
 Nov. 20, 1971
 Season (Min. 100 atts.)—15.6, (1,218-78), Eric Thomas,
 1984
 Career (Min. 300 atts.)—14.6, (6378-436), Gary Huff,
 1970-72

Most TD Passes

Game—5, Gary Huff vs. South Carolina, Oct. 23, 1971
and Bill Cappleman vs. Wake Forest, Nov. 23, 1968
Season—25, Bill Cappleman, 1968 and Gary Huff, 1972
Career—52, Gary Huff, 1970-72

Consecutive Games with TD Pass

Career—13, Gary Huff, 1971-72

Longest Pass

Game—96, Kurt Unglaub from Jimmy Jordan vs. Virginia Tech, Nov. 20, 1976

Receiving**Most Passes Caught**

Game—16, Ron Sellers vs. South Carolina, Oct. 26, 1968
Season—86, Ron Sellers, 1968
Career—212, Ron Sellers, 1966-68

Consecutive Games Catching a Pass

Career—30, Ron Sellers, 1966-68

Most Yards Gained

Game—260, Ron Sellers vs. Wake Forest, Nov. 23, 1968
Season—1496, Ron Sellers, 1968
Career—3598, Ron Sellers, 1966-68

Highest Average Per Reception

Game (Min. 5 rec.)—34.6, (173-5), Ron Sellers vs. Maryland, Sept. 21, 1968
Season (Min. 30 rec.)—21.1 (696-33), Barry Smith, 1971
Career (Min. 70 rec.)—20.1, (2392-119), Barry Smith, 1970-72

Most TD Passes Caught

Game—5, Ron Sellers vs. Wake Forest, Nov. 23, 1968
Season—13, Barry Smith, 1972
Career—25, Barry Smith, 1970-72

Scoring**Most Points**

Game—30, Ron Sellers vs. Wake Forest, Nov. 23, 1968
Season—126, Greg Allen, 1982
Career—278, Greg Allen, 1981-84

Most Touchdowns

Game—5, Ron Sellers vs. Wake Forest, Nov. 23, 1968
Season—21, Greg Allen, 1982
Career—46, Greg Allen, 1981-84

Most PAT Attempted

Game—9, Bill Capece vs. East Carolina, Sept. 20, 1980
Season—53, Philip Hall, 1982
Career—119, Dave Cappelen, 1976-79

Most PAT Made

Game—9, Bill Capece vs. East Carolina, Sept. 20, 1980
Season—52, Philip Hall, 1982
Career—111, Dave Cappelen, 1976-79

Highest Percentage of PAT Made

Season (Min. 25 att.)—100.0, (38-38), Bill Capece, 1980
and Derek Schmidt (42-42), 1984
Career (Min. 50 att.)—94.7, Grant Guthrie, 1972-76

Consecutive PAT

Career—56, Grant Guthrie, 1967-68

Most Points Kicking

Game—18, Bill Capece vs. Pittsburgh, Oct. 11, 1980
Season—104, Bill Capece, 1980
Career—240, Dave Cappelen, 1976-79

**Jessie Hester**

The first-round pick of the Los Angeles Raiders in the 1985 National Football League draft, Jessie "The Jet" Hester firmly established himself as another in the long line of outstanding FSU receivers during his career. Hester ranks in the top ten in seven different categories. Tops among his totals are 21 touchdown catches, which placed him third behind only Barry Smith and Ron Sellers in that category. Hester's four-year career was filled with grabs that thrilled Campbell Stadium crowds and terrorized opposing defenses. But Seminole fans may best remember "The Jet" in his senior season for a running play—a 77-yard reverse for a touchdown that did in the defending national champion Miami Hurricanes in a 38-3 FSU rout. Hester ended his college career with appearances in the Senior Bowl and the Japan Bowl.

Punting**Most Punts**

Game—12, Joe Downey vs. Houston, Nov. 3, 1973 and Bill Cheshire vs. Florida, Sept. 28, 1968
Season—81, Joe Downey, 1973
Career—244, Rohn Stark, 1978-81

Highest Average

Game (Min. 5 punts)—54.8, (329-6), Rohn Stark vs. Florida, Nov. 28, 1981
Season (Min. 30 punts)—46.0, (2941-64), Rohn Stark, 1981
Career (Min. 75 punts)—42.7, (10418-244), Rohn Stark, 1978-81

Most Yards on Punts

Game—465, Joe Downey vs. Houston, Nov. 3, 1973
Season—3092, Joe Downey, 1973
Career—10,418, Rohn Stark, 1978-81

Longest Punt

Game—84, Tommy Brown vs. Tampa, 1950

Punt Returns**Most Punt Returns**

Game—10, David Snell vs. South Carolina, Oct. 24, 1970
Season—40, David Snell, 1970
Career—102, David Snell, 1970-72

Most Yards on Punt Returns

Game—137, Bobby Jackson vs. Virginia Tech, Nov. 16, 1974
Season—363, David Snell, 1970
Career—850, David Snell, 1970-72

Highest Average Per Punt Return

Game (Min. 3)—45.7, (137-3), Bobby Jackson vs. Virginia Tech, Nov. 16, 1974
Season (Min. 10)—20.1, (241-12), Phil Abaira, 1969
Career (Min. 25)—14.0, (377-27), Buddy Blankenship, 1964-65

Most TDs on Punt Returns

Game—2, Joe Wessel vs. Arizona State, Nov. 3, 1984
Season—3, Joe Wessel, 1984
Career—3, Joe Wessel, 1981-84

Longest Punt Return

Game—92, Phil Abaira vs. North Carolina, Nov. 22, 1969

Kickoff Returns

Most Kickoff Returns

Game—6, Larry Key vs. Miami, Sept. 24, 1977 and vs. Miami, Sept. 18, 1976; Joe Goldsmith vs. Mississippi State, Oct. 13, 1973; Billy Allen vs. East Carolina, 1983
Season—29, Joe Goldsmith, 1973
Career—67, Larry Key, 1974–77

Most Yards on Kickoff Returns

Game—184, Leon Bright vs. Virginia Tech, Nov. 16, 1974
Season—539, Joe Goldsmith, 1973
Career—1348, Larry Key, 1974–77

Highest Average Per Kickoff Return

Game (Min. 3)—46.0, (184-4), Leon Bright vs. Virginia Tech, Nov. 16, 1974
Season (Min. 10)—27.5, (358-13), Bill Odom, 1955
Career (Min. 25)—25.1, (804-32), Eddie McMillian, 1970–72

Most TDs on Kickoff Returns

Game—1, nine players, latest Billy Allen vs. West Virginia (Gator Bowl), Dec. 30, 1982
Season—1, nine players, latest Billy Allen vs. West Virginia (Gator Bowl), Dec. 30, 1982
Career—2, Eddie McMillian, 1970–72 and T.K. Wetherell, 1964–66

Longest Kickoff Return

Game—100, Leon Bright vs. Virginia Tech, Nov. 16, 1974 and Bill Moreman/T.K. Wetherell vs. Kentucky, Oct. 9, 1965

Field Goals

Most Field Goals Attempted

Game—8, Frank Fontes vs. Wake Forest, Sept. 26, 1970
Season—30, Bill Capece, 1980
Career—71, Dave Cappelen, 1976–79

Most Field Goals Made

Game—5, Bill Capece vs. Pittsburgh, Oct. 11, 1980
Season—22, Bill Capece, 1980
Career—43, Dave Cappelen, 1976–79

Highest Percentage of Field Goals Made

Season (Min. 10 atts.)—73.3, (22-30), Bill Capece, 1980
Career (Min. 20 atts.)—70.8 (17-24), Derek Schmidt, 1984

Longest Field Goal Made

Game—54, Derek Schmidt vs. Miami, Sept. 22, 1984

Blocked Kicks

Most Blocked Kicks

Game—2, Joe Wessel vs. Temple, Sept. 29, 1984 and J.T. Thomas vs. Louisville, Sept. 12, 1970
Season—5, Joe Wessel, 1984
Career—7, Bobby Butler, 1977–80

Most Blocked Punts

Game—1, Many players, latest Joe Wessel vs. Arizona State, Nov. 3, 1984 and Lenny Chavers vs. Georgia (Citrus Bowl), Dec. 22, 1984
Season—4, Joe Wessel, 1984
Career—6, Bobby Butler, 1977–80

Most Blocked Field Goals

Game—2, J.T. Thomas vs. Louisville, Sept. 12, 1970
Season—2, J.T. Thomas, 1970
Career—2, Alphonso Carreker, 1980–83 and J.T. Thomas, 1969–71

Most TDs Scored Off Blocked Kicks

Game—2, Joe Wessel vs. Arizona State, Nov. 3, 1984
Season—3, Joe Wessel, 1984
Career—3, Joe Wessel, 1981–84

Most TDs Scored Off Blocked Punts

Game—2, Joe Wessel vs. Arizona State, Nov. 3, 1984
Season—3, Joe Wessel, 1984
Career—3, Joe Wessel, 1981–84

Most TDs Scored Off Blocked Field Goals

Game—1, many players, latest Eric Riley vs. Temple, Sept. 29, 1984
Season—1, many players, latest Eric Riley, 1984
Career—1, many players, latest Eric Riley, 1980–84

Fumbles

Caused Fumbles

Game—2, many players
Season—13, Ron Simmons, 1977
Career—17, Ron Simmons, 1977–80

Fumble Recoveries

Game—3, Ron Wallace vs. Wichita State, Sept. 20, 1969
Season—6, Ron Wallace, 1969
Career—8, Ron Simmons 1977–80, Willie Jones 1975–78, and Ron Wallace 1968–70

Tackles

Total Tackles

Game—29, Dale McCullers vs. Texas A & M, Oct. 5, 1968
Season—181, Aaron Carter, 1977
Career—512, Aaron Carter, 1974–77

Quarterback Sacks

Game—5, Ron Simmons vs. North Texas State, Oct. 29, 1977
Season—12, Ron Simmons, 1977
Career—25, Ron Simmons, 1977–80

Tackles for Loss

Game—4, Isaac Williams vs. Temple, Sept. 29, 1984
Season—17, Ron Simmons, 1979
Career—44, Ron Simmons, 1977–80

Interceptions

Most Passes Intercepted

Game—3, Willie Whitehead vs. Virginia Tech, Oct. 10, 1959 and James Thomas vs. Kansas State, Nov. 21, 1970
Season—8, Monk Bonasorte, 1979
Career—15, Monk Bonasorte, 1978–80

Most Yards on Interceptions

Game—99, Fred Biletnikoff vs. Miami, Sept. 20, 1963
Season—111, Willie Whitehead, 1959
Career—197, Harvey Clayton, 1979–82

Most TDs on Interceptions

Game—1, many players, latest Ron Hester vs. Louisville, Sept. 13, 1980
Season—1, many players, latest Ron Hester, 1980–81
Career—1, many players, latest Ron Hester, 1980–81

Longest Interception Return

Game—99, Fred Biletnikoff vs. Miami, Sept. 20, 1963

Team Records

Records

Team—Single Game Offense

Total Offense

- Most Plays**—100, vs. East Carolina, Sept. 20, 1980
- Most Plays, Both Teams**—173, vs. San Diego State, Oct. 27, 1973
- Most Yards Gained**—706, vs. East Carolina, Oct. 16, 1982
- Most Yards Gained, Both Teams**—1,219, Arizona State, Nov. 3, 1984
- Most Touchdowns**—9, vs. East Carolina, Sept. 20, 1980 and Memphis State, Nov. 17, 1979

Rushing

- Most Rushes**—81, vs. East Carolina, Sept. 20, 1980
- Most Rushes, Both Teams**—120, vs. Oklahoma, Sept. 25, 1976
- Most Yards**—479, vs. Western Carolina, Oct. 31, 1981
- Most Yards, Both Teams**—706, vs. Louisville, Nov. 13, 1982
- Most Touchdowns**—7, vs. East Carolina, Sept. 20, 1980

Passing

- Most Passes Attempted**—59, vs. Florida, Oct. 7, 1972
- Most Passes Attempted, Both Teams**—94, vs. Ohio State, Oct. 3, 1981
- Most Passes Completed**—31, vs. Memphis State, Nov. 15, 1969
- Most Passes Completed, Both Teams**—56, vs. Ohio State, Oct. 3, 1981
- Highest Percentage Completed (Min. 20 atts.)**—84.0, (21-25), vs. Virginia Tech, Oct. 2, 1971
- Most Passes Intercepted**—7, vs. South Carolina, Nov. 10, 1984
- Most Yards Gained**—508, vs. Memphis State, Nov. 15, 1969
- Most Yards Gained, Both Teams**—761, vs. South Carolina, Oct. 25, 1968
- Touchdown Passes**—5, vs. Wake Forest, Nov. 23, 1968 and vs. South Carolina, Oct. 23, 1971

Scoring

- Most Points**—74, vs. Whiting Field, 1949* 66, vs. Memphis State, Nov. 17, 1979
- Most Points, Both Teams**—96, vs. Arizona State, Nov. 3, 1984
- Greatest Margin of Victory**—74, vs. Whiting Field, 1949* 59, vs. Louisville, 1953
- Greatest Margin of Defeat**—49, vs. Florida, 1973
- Most Touchdowns**—9, vs. East Carolina, Sept. 20, 1980 and vs. Memphis State, Nov. 17, 1979
- Most Touchdowns, Both Teams**—13, vs. East Carolina, Sept. 3, 1983
- Most PAT Made**—9, vs. East Carolina, Sept. 20, 1980
- Most PAT Made, Both Teams**—11, vs. Virginia Tech, Nov. 16, 1974
- Most Field Goals Made**—5, vs. Pittsburgh, Oct. 11, 1980
- Most Field Goals Made, Both Teams**—6, vs. Florida, Dec. 3, 1983

*Not recognized by the NCAA

First Downs

- Most First Downs**—36, vs. East Carolina, Sept. 20, 1980
- Most First Downs, Both Teams**—55, vs. Louisiana St. Sept. 10, 1983 and Arizona State, Nov. 3, 1984
- Most Rushing First Downs**—24, vs. East Carolina, Sept. 20, 1980
- Most Rushing First Downs, Both Teams**—32, vs. Auburn, Oct. 23, 1976
- Most Passing First Downs**—21, vs. Memphis State, Nov. 17, 1979
- Most Passing First Downs, Both Teams**—37, vs. South Carolina, Oct. 26, 1968
- Most Penalty First Downs**—4, vs. Furman, Sept. 29, 1962 and Pittsburgh, Oct. 17, 1981, South Carolina, Nov. 10, 1984 and Florida Dec. 1, 1984
- Most Penalty First Downs, Both Teams**—7, vs. Pittsburgh, Oct. 17, 1981

Punting

- Most Punts**—12, vs. Houston, Nov. 3, 1973 and vs. Florida, Sept. 28, 1968
- Highest Average (Min. 5)**—54.8, (329-6) vs. Florida, Nov. 28, 1981

Punt Returns

- Most Punt Returns**—10, vs. South Carolina, Oct. 24, 1970
- Most Yards Gained**—171, vs. Virginia Tech, Nov. 16, 1974
- Most Touchdowns**—1, many times, latest vs. South Carolina, Nov. 6, 1982 and vs. Louisville, Nov. 13, 1982

Kickoff Returns

- Most Kickoff Returns**—9, vs. Miami, Sept. 18, 1976 and vs. Auburn, Nov. 19, 1960
- Most Yards Gained**—205, vs. Virginia Tech, Nov. 16, 1974
- Most Touchdowns**—1, nine times, latest vs. West Virginia (Gator Bowl), Dec. 30, 1982

Fumbles

- Most Fumbles**—10, vs. Wichita State, Sept. 20, 1969
- Most Fumbles, Both Teams**—27, vs. Wichita State, Sept. 20, 1969
- Most Fumbles, Lost**—7, vs. Wichita State, Sept. 20, 1969
- Most Fumbles Lost, Both Teams**—17, vs. Wichita State, Sept. 20, 1969

Penalties

- Most Penalties**—13, vs. Furman, Sept., 21, 1957 and Arizona State, Nov. 3, 1984
- Most Penalties, Both Teams**—22, vs. Florida, Dec. 1, 1984
- Most Yards Penalized**—172, vs. Furman, Sept. 21, 1957
- Most Yards Penalized, Both Teams**—237, vs. Wake Forest, Sept. 19, 1959

Team—Single Game Defense

Total Defense

Fewest Plays—38, vs. Memphis State, Nov. 4, 1967
Fewest Yards—23, vs. Citadel, Sept. 15, 1962
Most Yards—651 vs. Arizona State, Nov. 3, 1984

Rushing Defense

Fewest Rushes—22, vs. Pittsburgh, Oct. 11, 1980
Fewest Yards—-5, vs. Louisville, Sept. 13, 1980
Most Yards—466, vs. Houston, Nov. 23, 1974

Pass Defense

Fewest Passes Attempted—4, vs. Georgia Tech, Oct. 4, 1975; vs. Virginia Tech, Oct. 11, 1975 and vs. Memphis State, Nov. 4, 1967
Fewest Passes Completed—0, vs. William & Mary, Oct. 22, 1960
Lowest Percentage Completed (Min. 10 atts.)—15.4, (2-13) vs. Kansas State, Oct. 2, 1976 and vs. Citadel, Sept. 15, 1962
Fewest Yards—0, vs. William & Mary, Oct. 22, 1960
Most Yards—532 vs. Arizona State, Nov. 3, 1984
Most Passes Intercepted—5, five times, latest, vs. Florida, Nov. 23, 1979
Most Yards on Interceptions—99, vs. Miami, Sept. 20, 1963

First Downs

Fewest First Downs—2, vs. Citadel, Sept. 15, 1962
Fewest Rushing First Downs—0, vs. Louisville, Sept. 13, 1980
Fewest Passing First Downs—0, seven times, latest vs. East Carolina, Sept. 20, 1980

Blocked Kicks

Most Blocked Kicks—2, many times, latest vs. Arizona State, Nov. 3, 1984, Tulane, Oct. 20, 1984, and Temple, Sept. 29, 1984
Most Blocked Punts—2, vs. Tulane, Oct. 20, 1984, South Carolina, Nov. 6, 1982, and Arizona State, Nov. 3, 1984
Most Blocked Field Goals—2, vs. Louisville, 1970
Most TDs Scored off Blocked Kicks—2, vs. Arizona State, Nov. 3, 1984, and Tulane, Oct. 20, 1984
Most TDs Scored off Blocked Punts—2, vs. Tulane, Oct. 20, 1984 and Arizona State, Nov. 3, 1984
Most TDs Scored off Blocked Field Goals—1, many times, latest Temple, Sept. 29, 1984

Fumbles

Most Fumbles Caused—17, vs. Wichita State, Sept. 20, 1969
Most Fumbles Recovered—10, vs. Wichita State, Sept. 20, 1969

Turnovers

Most Turnovers—12, (2 int.-10 fum.), vs. Wichita State, Sept. 20, 1969

Team—Single Season Offense

Total Offense

Most Yards Per Game—465.8 (5124-11), 1982
Highest Average Per Play—6.2 (5124-825), 1982
Most Yards—5124, 1982
Most Touchdowns—53, 1982

Rushing

Most Yards—3021, 1984
Most Yards Per Game—274.6 (3021-11), 1984
Highest Average Per Play—5.3 (3021-571), 1984
Most Touchdowns—30, 1982 and 1983

Passing

Most Passes Attempted—389, 1972
Most Passes Completed—209, 1972
Highest Average Per Attempt—8.3 (2040-247), 1976
Highest Average Per Completion—16.3 (1938-119), 1984
Most Yards—2974, 1972
Most Yards per Game—284.4 (2844-10), 1968
Highest Completion Percentage—59.0 (147-249), 1964
Most TD Passes—29, 1968
Highest Passing Efficiency Rating Points—141.5, 1968

Scoring

Most Points—389, 1984
Most Points Per Game—35.3 (389-11), 1984
Most Touchdowns—53, 1982
Most PAT Made—52, 1982
Most Field Goals Made—22, 1980

First Downs

Most First Downs—269, 1983
Most Rushing First Downs—146, 1984
Most Passing First Downs—129, 1972
Most Penalty First Downs—20, 1973 and 1975

Punting

Most Punts—81, 1973
Fewest Punts—41, 1964
Highest Average Per Punt—45.2 (2941-65), 1981

Punt Returns

Most Punt Returns—44, 1970
Fewest Punt Returns—14, 1960
Most Yards—496, 1970
Highest Average Per Punt Return—13.7 (424-31), 1969
Most Touchdowns—4, 1979

Kickoff Returns

Most Kickoff Returns—56, 1973
Fewest Kickoff Returns—15, 1962 and 1964
Most Yards—998, 1974
Highest Average Per Kickoff Return—24.5 (412-36), 1965
Most Touchdowns—2, 1970 and 1981

Fumbles

Most Fumbles—42, 1969
Most Fumbles Lost—27, 1969
Fewest Fumbles—10, 1966
Fewest Fumbles Lost—5, 1965 and 1966

Penalties

Most Penalties—89, 1984
Most Yards Penalized—794, 1972
Fewest Penalties—40, 1976
Fewest Yards Penalized—423, 1976

Team—Single Season Defense

Total Defense

Fewest Yards—1811, 1964
Fewest Yards Per Game—181.1 (1811-10), 1964
Lowest Average Per Play—3.3 (3410-658), 1964
Fewest Touchdowns—8, 1980

Rushing Defense

Fewest Yards—750, 1964
Fewest Yards Per Game—75.0 (750-10), 1964
Lowest Average Per Play—2.1 (750-355), 1964
Fewest Touchdowns—2, 1980

Pass Defense

Fewest Yards—675, 1958
Fewest Yards Per Game—63.5, (698-11), 1975
Fewest Yards Per Attempt—4.7 (693-148), 1962
Fewest Yards Per Completion—10.3, (693-67), 1962
Lowest Completion Percentage—34.1 (91-267), 1979
Fewest Touchdowns—2, 1956; 1958; 1963 and 1964
Most Interceptions—25, 1968
Most Yards on Interceptions—300, 1979
Most TDs on Interceptions—2, 1956; 1958; 1959 and 1969

Scoring

Fewest Points—66, 1964
Fewest Points Per Game—6.6 (66-10), 1964

First Downs

Fewest First Downs—90, 1962
Fewest Rushing First Downs—45, 1962
Fewest Passing First Downs—28, 1958
Fewest Penalty First Downs—2, 1957



Hassan Jones

During his career, Hassan Jones has proven to be an able receiving mate to Jessie Hester. But now, with Hester in the NFL, Jones becomes the team's number one receiver. That doesn't mean, however, that Jones has not already dropped his name into the record book a few times during his career. With a season yet to go, he is in the top ten in receiving yardage and has a good chance of moving more than halfway up that list. He is 10th with 12 touchdown catches and has a chance of catching Barry Smith's long-time record of 25 in a career.



Brian McCrary

Brian McCrary ended his four-year career at Florida State by moving himself into third place among the all-time interception leaders. Totalling 12 over his years at FSU, he is tied with James Thomas, Curt Campbell, and Keith Jones. Only Lee Corso with 14 and Monk Bonasorte with 15 had a higher total than McCrary. His hard-hitting style of play made him just another in a long line of Florida State free safeties who have made coming across the middle a very dangerous proposition for opposing wide receivers.



Henry Taylor

On the defensive side of the ball, Henry Taylor was the anchor in an improved Florida State defense in 1984. In eight of FSU's 11 games, the middle linebacker led the team in tackles, five times recording more than 15 tackles during a game. Although he did not start regularly until his junior year, last year's defensive captain still managed to move into fifth among all-time tackle leaders. In his four seasons at Florida State, Taylor garnered 344 tackles. Many of those came in 1984 when he was a constant fixture around opposing ball carriers on his way to racking up 159 total stops (80 solos, 79 assists). That mark leaves him fourth on FSU's single season tackle list.

Kickoff Returns

Lowest Average Per Punt Return—3.3 (39-12), 1978
Most Punts Returned for Touchdown—4, 1984

Punt Returns

Lowest Average Per Kickoff Return—15.7 (502-32), 1962

Blocked Kicks

Most Blocked Kicks—9, 1984 and 1983
Most Blocked Punts—8, 1984
Most Blocked Field Goals—4, 1970
Most TDs off Blocked Kicks—6, 1984
Most TDs off Blocked Punts—5, 1984
Most TDs off Blocked Field Goals—1, many years, latest 1984

Fumbles

Most Fumbles Caused—45, 1979
Most Fumbles Recovered—26, 1957

Year-By-Year Leaders



Total Offense

Year	Name	Plays	Yards	TD
1955	Len Swantic	116	595	6
1956	Lee Corso	147	725	8
1957	Bobby Renn	148	680	6
1958	Fred Pickard	122	602	4
1959	Joe Majors	227	1141	10
1960	Ed Trancygier	152	695	9
1961	Eddie Feely	181	722	7
1962	Eddie Feely	165	982	7
1963	Steve Tensi	169	852	9
1964	Steve Tensi	215	1635	15
1965	Ed Pritchett	325	1455	7
1966	Gary Pajcic	290	1735	9
1967	Kim Hammond	297	2074	17
1968	Bill Cappleman	349	2342	26
1969	Bill Cappleman	417	2135	14
1970	Tommy Warren	259	1713	12
1971	Gary Huff	386	2653	24
1972	Gary Huff	429	2770	26
1973	Billy Sexton	168	765	4
1974	Ron Coppess	215	909	3
1975	Clyde Walker	241	1424	11
1976	Jimmy Black	308	1836	11
1977	Wally Woodham	195	1263	13
1978	Jimmy Jordan	224	1330	15
1979	Jimmy Jordan	202	1107	13
1980	Rick Stockstill	272	1282	17
1981	Rick Stockstill	292	1247	11
1982	Kelly Lowrey	253	1670	15
1983	Kelly Lowrey	279	1686	20
1984	Eric Thomas	239	1277	14

Rushing

Year	Name	No.	Yards	Avg.	TD
1955	Lee Corso	111	431	3.9	3
1956	Bobby Renn	105	596	5.7	2
1957	Fred Pickard	86	463	5.4	2
1958	Fred Pickard	122	615	5.0	4
1959	Fred Pickard	131	481	3.7	4
1960	Willie Whitehead	81	293	3.6	2
1961	Keith Kindermann	81	385	4.8	1
1962	Gene Roberts	75	299	4.0	0
1963	Dave Snyder	107	500	4.7	3
1964	Phil Spooner	136	516	3.8	5
1965	Jim Mankins	85	326	3.8	1
1966	Bill Moreman	123	480	3.9	7
1967	Bill Moreman	94	439	4.7	5
1968	Tom Bailey	116	570	4.9	2
1969	Tom Bailey	144	630	4.4	2
1970	Tom Bailey	121	514	4.2	2
1971	Paul Magalski	106	516	4.9	3
1972	Hodges Mitchell	192	944	4.9	3
1973	Hodges Mitchell	171	669	3.9	2
1974	Larry Key	123	602	4.9	3
1975	Leon Bright	162	675	4.2	3
1976	Larry Key	144	712	4.9	4

1977	Larry Key	239	1117	4.7	3
1978	Homes Johnson	183	817	4.5	4
1979	Mark Lyles	225	1011	4.5	8
1980	Sam Platt	224	983	4.4	6
1981	Greg Allen	139	888	6.4	3
1982	Ricky Williams	134	857	6.4	3
1983	Greg Allen	200	1134	5.7	13
1984	Greg Allen	133	971	7.3	8

Passing

Year	Name	Att.	Cmp.	Int.	Yards	TD
1955	Len Swantic	73	37	5	576	2
1956	Lee Corso	59	32	5	369	5
1957	Bobby Renn	54	23	4	263	2
1958	Vic Prinzi	71	40	5	480	7
1959	Joe Majors	168	90	7	1063	7
1960	Ed Trancygier	97	38	10	552	6
1961	Eddie Feely	83	48	3	471	4
1962	Steve Tensi	121	60	2	796	6
1963	Steve Tensi	147	71	9	915	9
1964	Steve Tensi	204	121	10	1681	14
1965	Ed Pritchett	247	110	14	1225	5
1966	Gary Pajcic	232	125	9	1590	8
1967	Kim Hammond	241	140	10	1991	15
1968	Bill Cappleman	287	162	11	2410	25
1969	Bill Cappleman	344	183	18	2467	14
1970	Tommy Warren	190	97	10	1549	11
1971	Gary Huff	327	184	18	2736	23
1972	Gary Huff	385	206	23	2893	25
1973	Billy Sexton	128	51	12	754	4
1974	Ron Coppess	145	78	7	817	2
1975	Clyde Walker	203	117	8	1619	10
1976	Jimmy Black	179	104	9	1535	9
1977	Wally Woodham	154	94	9	1270	8
1978	Jimmy Jordan	199	108	9	1427	14
1979	Jimmy Jordan	180	87	14	1173	13
1980	Rick Stockstill	201	121	8	1377	15
1981	Rick Stockstill	238	122	14	1356	11
1982	Kelly Lowrey	217	113	8	1671	11
1983	Kelly Lowrey	233	131	12	1720	12
1984	Eric Thomas	161	78	4	1218	14

Receiving

Year	Name	No.	Yards	TD
1955	Tom Fearmster	18	258	1
1956	Joe Holt	16	140	3
	Ron Schomburger	16	140	0
1957	Bob Nellums	21	217	2
1958	Jack Espenship	18	200	1
1959	Willie Whitehead	31	320	2
1960	Willie Whitehead	23	212	1
1961	Jim Daniel	10	113	0
	Tom Hillabrand	10	66	0
1962	Keith Kindermann	21	275	2
1963	Fred Biletnikoff	24	358	4
1964	Fred Biletnikoff	57	987	11

1965	Max Wettstein	24	365	3	1959	Fred Pickard	7	1	44
1966	Ron Sellers	56	874	3	1960	Bill Whitehead	3		18
1967	Ron Sellers	70	1228	8		Ed Trancygier	3		18
1968	Ron Sellers	86	1496	12	1961	Eddie Feely	3		18
1969	Jim Tyson	49	720	4	1962	Keith Kindermann	5		30
1970	Rhett Dawson	54	946	5	1963	Larry Brinkley	5	1	32
1971	Rhett Dawson	62	817	7	1964	Fred Biletznikoff	11	1	68
1972	Barry Smith	69	1243	13	1965	Gene Roberts		10-14	7-12 31
1973	Mike Shumann	21	280	2	1966	Jim Mankins	10		60
1974	Mike Shumann	43	515	3	1967	Grant Guthrie		26-27	9-14 53
1975	Mike Shumann	38	730	5	1968	Ron Sellers	12		72
1976	Ed Beckman	37	521	3	1969	Grant Guthrie		15-17	11-18 48
1977	Roger Overby	38	626	5	1970	Frank Fontes		22-24	14-27 64
1978	Jackie Flowers	43	757	7	1971	Frank Fontes		30-31	13-24 69
1979	Jackie Flowers	37	622	7	1972	Barry Smith	14	1	86
1980	Michael Whiting	25	203	0	1973	Ahmet Askin		8-9	4-9 20
1981	Michael Whiting	29	211	2	1974	Ahmet Askin		14-15	4-14 26
1982	Tony Johnson	30	500	2	1975	Rudy Thomas	6		36
1983	Weegie Thompson	31	502	3		Larry Key	6		36
1984	Jessie Hester	31	576	6	1976	Dave Cappelen		16-20	9-17 43
	Jessie Hester	42	832	9	1977	Dave Cappelen		27-29	13-20 66
					1978	Dave Cappelen		39-40	7-12 60
					1979	Dave Cappelen		29-30	14-22 71
					1980	Bill Capece		39-39	22-30 104
					1981	Mike Rendina		25-27	9-15 52
					1982	Greg Allen	21		126
					1983	Greg Allen	13	1	80
					1984	Derek Schmidt		42-42	17-24 93

Scoring

Year	Name	TD	PAT	CV	FG	PTS
1955	Len Swantic	4				24
	Buck Mets	4				24
1956	Bob Nellums	5	1-2			31
1957	Bob Nellums	5	2-3			32
1958	Bobby Renn	7		1		44

Season Leaders

Total Offense

Name, Year	Plays	Yds.
1. Gary Huff, 1972	429	2770
2. Gary Huff, 1971	386	2653
3. Bill Cappleman, 1968	349	2342
4. Bill Cappleman, 1969	417	2135
5. Kim Hammond, 1967	297	2074
6. Jimmy Black, 1976	308	1836
7. Gary Pajcic, 1966	290	1735
8. Tommy Warren, 1970	259	1713
9. Kelly Lowrey, 1983	279	1686
10. Kelly Lowrey, 1982	253	1670

Rushing Touchdowns

Name, Year	TD
1. Greg Allen, 1982	20
2. Greg Allen, 1983	13
3. Kelly Lowrey, 1983	8
4. Mark Lyles, 1979	8
Jim Mankins, 1966	8
Greg Allen, 1984	8
7. Mark Lyles, 1978	7
8. Bill Moreman, 1966	7
9. Sam Platt, 1980	6
Rudy Thomas, 1975	6
Michael Whiting, 1980	6
Roosevelt Snipes, 1984	6

Rushing Yardage

Name, Year	Car.	Yds.
1. Greg Allen, 1983	200	1134
2. Larry Key, 1977	239	1117
3. Mark Lyles, 1979	225	1011
4. Sam Platt, 1980	224	983
5. Greg Allen, 1984	133	971
6. Hodges Mitchell, 1972	192	944
7. Greg Allen, 1981	139	888
8. Ricky Williams, 1982	134	857
9. Homes Johnson, 1978	183	817
10. Greg Allen, 1982	152	776

Passes Completed

Name, Year	Att.	Cmp.
1. Gary Huff, 1972	385	206
2. Gary Huff, 1971	327	184
3. Bill Cappleman, 1969	344	183
4. Bill Cappleman, 1968	287	162
5. Kim Hammond, 1967	241	140
6. Kelly Lowrey, 1983	233	131
7. Gary Pajcic, 1966	232	125
8. Rick Stockstill, 1981	238	122
9. Steve Tensi, 1964	204	121
Rick Stockstill, 1980	201	121

Passing Yardage

Name, Year	Yds.
1. Gary Huff, 1972	2893
2. Gary Huff, 1971	2736
3. Bill Cappleman, 1969	2467
4. Bill Cappleman, 1968	2410
5. Kim Hammond, 1967	1991
6. Kelly Lowrey, 1983	1720
7. Steve Tensi, 1964	1681
8. Kelly Lowrey, 1982	1671
9. Clyde Walker, 1975	1619
10. Gary Pajcic, 1966	1590

Touchdown Passes

Name, Year	TD
1. Gary Huff, 1972	25
Bill Cappleman, 1968	25
3. Gary Huff, 1971	23
4. Kim Hammond, 1967	15
Rick Stockstill, 1980	15
6. Jimmy Jordan, 1978	14
Steve Tensi, 1964	14
Bill Cappleman, 1969	14
Eric Thomas, 1984	14
10. Jimmy Jordan, 1979	13

Receptions

Name, Year	Catches
1. Ron Sellers, 1968	86
2. Ron Sellers, 1967	70
3. Barry Smith, 1972	69
4. Rhett Dawson, 1971	62
5. Fred Biletnikoff, 1964	57
6. Ron Sellers, 1966	56
7. Rhett Dawson, 1970	54
8. Gary Parris, 1972	49
Jim Tyson, 1969	49
10. Mike Shumann, 1974	43
Jackie Flowers, 1978	43

Receiving Yardage

Name, Year	Yds.
1. Ron Sellers, 1968	1496
2. Barry Smith, 1972	1243
3. Ron Sellers, 1967	1228
4. Fred Biletnikoff, 1964	987
5. Rhett Dawson, 1970	946
6. Ron Sellers, 1966	874
7. Jessie Hester, 1984	832
8. Rhett Dawson, 1971	817
9. Jackie Flowers, 1978	757
10. Mike Shumann, 1975	730

Touchdown Catches

Name, Year	TD
1. Barry Smith, 1972	13
2. Ron Sellers, 1968	12
3. Fred Biletnikoff, 1964	11
4. Jessie Hester, 1984	9
5. Ron Sellers, 1967	8
6. Rhett Dawson, 1971	7

Jackie Flowers, 1978	7
Sam Platt, 1978	7
Jackie Flowers, 1979	7
Hassan Jones, 1984	7

Scoring

Name, Year	TD	PAT	CV	FG	PTS.
1. Greg Allen, 1982	21				126
2. Bill Capece, 1980		38-38		22-30	104
3. Derek Schmidt, 1984		42-42		17-24	93
4. Barry Smith, 1972	14				86
5. Greg Allen, 1983	13		1		80
6. Ron Sellers, 1968	12				72
7. Dave Cappelen, 1979		29-30		14-22	71
8. Philip Hall, 1982		52-53		6-7	70
9. Frank Fontes, 1971		30-31		13-24	69
10. Fred Biletnikoff, 1964	11		1		68

Tackles

Name, Year	Tackles	Assists	Total
1. Aaron Carter, 1977	82	99	181
2. Reggie Herring, 1980	92	78	170
3. Dale McCullers, 1968	102	61	163
4. Henry Taylor, 1984	80	79	159
5. Jimmy Heggins, 1977	67	90	157

Tackles for Loss

Name, Year	No.
1. Ron Simmons, 1979	17
2. Ron Simmons, 1977	13
3. Alphonso Carreker, 1983	12
Scott Warren, 1977	12
5. Arthur Scott, 1979	10

Quarterback Sacks

Name, Year	No.
1. Ron Simmons, 1977	12
2. Willie Jones, 1978	10
3. Alphonso Carreker, 1982	8
Gerald Nichols, 1984	8



Eric Thomas

The junior stepped into the starting role in 1985 and did an outstanding job until injuries slowed him midway through the season. He now owns the record for most yards per completion, breaking the 1968 record of Bill Cappleman. Thomas was also 1984's total offense leader with 1277 yards. His most outstanding game came against the Auburn Tigers when he completed 18 of 29 passes for 357 yards and four touchdowns. Included in that total was a perfectly thrown pass and run for a touchdown to Jessie Hester that totaled 73 yards. That performance ranks him among the top ten in both yards passing in a single game and total offense in a single game.

Career Leaders

Records



Total Offense

Name, Years	Plays	Yds.
1. Gary Huff (70-72)	921	6086
2. Bill Cappleman (67-69)	777	4499
3. Jimmy Jordan (76-79)	678	3764
4. Wally Woodham (75, 77-79)	573	3531
5. Kelly Lowrey (80-83)	450	3429
6. Steve Tensi (62-64)	525	3294
7. Larry Key (74-77)	627	2953
8. Kim Hammond (65-67)	433	2890
9. Gary Pajcic (66-68)	479	2681
Rick Stockstill (77, 79-81)	572	2630

Passing Yardage

Name, Years	Yds.
1. Gary Huff (70-72)	6378
2. Bill Cappleman (67-69)	4904
3. Jimmy Jordan (76-79)	4144
4. Wally Woodham (75, 77-79)	3550
5. Kelly Lowrey (80-83)	3469
6. Steve Tensi (62-64)	3392
7. Kim Hammond (65-67)	2777
8. Rick Stockstill (77, 79-81)	2739
9. Gary Pajcic (66-68)	2451
10. Jimmy Black (74 & 76)	1920

Rushing Yardage

Name, Year	Car.	Yds.
1. Greg Allen, (81-84)	624	3769
2. Larry Key, (74-77)	625	2953
3. Mark Lyles (76-79)	515	2218
4. Tom Bailey (68-70)	381	1714
5. Ricky Williams (79-82)	320	1625
6. Hodges Mitchell (72-73)	363	1613
7. Fred Pickard (57-59)	339	1546
Michael Whiting (78-81)	355	1485
9. Bobby Renn (56-58)	268	1455
10. Roosevelt Snipes (83-84)	214	1385

Touchdown Passes

Name, Years	TD
1. Gary Huff (70-72)	52
2. Bill Cappleman (67-69)	39
Jimmy Jordan (76-79)	39
4. Steve Tensi (62-64)	28
5. Rick Stockstill (77, 79-81)	26
6. Kelly Lowrey, (80-83)	24
7. Wally Woodham (75-79)	22
8. Kim Hammond (65-67)	19
9. Blair Williams (79-82)	16
10. Eric Thomas (81-84)	14

Rushing Touchdowns

Name, Year	TD
1. Greg Allen (81-84)	44
2. Mark Lyles (76-79)	20
3. Bill Moreman (65-67)	14
4. Kelly Lowrey, (80-83)	13
Larry Key, (74-77)	13
5. Michael Whiting (78-81)	12
6. Bobby Renn (56-58)	11
7. Fred Pickard (57-59)	10
Rudy Thomas (73-76)	10
Roosevelt Snipes (83-84)	10
10. Phil Spooner (62-65)	9
Jim Mankins (65-66)	9

Pass Interceptions

Name, Years	NO.
1. Monk Bonasorte (77-80)	15
2. Lee Corso (53-56)	14
3. James Thomas (70-72)	12
Curt Campbell (50-52)	12
Keith Jones (78-80)	12
Brian McCrary (81-84)	12
7. Bobby Butler (77-80)	11
8. Walt Sumner (66-68)	11
9. Bobby Jackson (74-77)	10
Bill Brown (55-58)	10

Passes Completed

Name, Years	Att.	Cmp.
1. Gary Huff (70-72)	796	436
2. Bill Cappleman (67-69)	636	349
3. Jimmy Jordan (76-79)	594	297
4. Wally Woodham (75, 77-79)	476	273
5. Kelly Lowrey (80-83)	464	252
Steve Tensi (62-64)	472	252
7. Rick Stockstill (77, 79-81)	447	250
8. Kim Hammond (65-67)	351	196
9. Gary Pajcic (66-68)	383	195
10. Eddie Feely (60-62)	279	159

Receptions

Name, Years	Catches
1. Ron Sellers (66-68)	212
2. Mike Shumann (73-75, 77)	134
3. Rhett Dawson (69-71)	128
4. Barry Smith (70-72)	122
5. Jessie Hester (81-84)	107
6. Jackie Flowers (76-79)	101
7. Fred Biletnikoff (62-64)	87
8. Gary Parris (70-72)	82
9. Mark Lyles (76-79)	81
10. Jim Tyson (68-70)	80

Receiving Yardage

Name, Years	Yds.
1. Ron Sellers (66-68)	3598
2. Barry Smith (70-72)	2392
3. Mike Shumann (73-75, 77)	2306
4. Jessie Hester (81-84)	2100
5. Rhett Dawson (69-71)	1915
6. Jackie Flowers (76-79)	1697
7. Fred Biletnikoff (62-64)	1463
8. Kurt Unglaub (76-80)	1260
9. Jim Tyson (68-70)	1204
10. Gary Parris (70-72)	1125

Touchdown Catches

Name, Years	TD
1. Barry Smith (70-72)	25
2. Ron Sellers (66-68)	23
3. Jessie Hester (81-84)	21
4. Mike Shumann (73-75, 77)	16
Fred Biletnikoff (62-64)	16
6. Jackie Flowers (76-79)	14
7. Kent Gaydos (69-71)	12
Rhett Dawson (69-71)	12
Hardis Johnson (79-80)	12
Hassan Jones (82-84)	12

Scoring

Name, Years	TD	PAT	CV	FG	PTS.
1. Greg Allen (81-84)	46		1	278	
2. Dave Cappelen (76-79)		111-119		43-71	240
3. Barry Smith (70-72)	27		1	164	
4. Grant Guthrie (67-69)		72-76		28-50	156
5. Ron Sellers (66-68)	23			138	
6. Jessie Hester (81-84)	22		2	136	
7. Mark Lyles (76-79)	22		1	134	
8. Frank Fontes (70-71)		52-55		27-51	133
9. Philip Hall (82-83)		90-98		11-16	123

10. Larry Key (74-77)	18			108
Bill Capece (77-80)		39-39	23-36	108
Bill Moreman (65-67)	18			108

Longest Field Goals

Name, Years	Yards
1. Derek Schmidt, 1984	54
2. Grant Guthrie, 1969	53
3. Derek Schmidt, 1984	52
4. Grant Guthrie, 1969	51
Mike Rendina, 1981	51
6. Bill Capece, 1980	50
Dave Cappelen, 1979	50

Tackles

Name, Years	No.
1. Aaron Carter, (74-77)	512
2. Ron Simmons, (77-80)	483
3. Reggie Herring, (77-80)	452
4. Ken Roe, (80-83)	373
5. Henry Taylor, (81-84)	344

Tackles for Loss

Name, Years	No.
1. Ron Simmons, (77-80)	44
2. Scott Warren, (76-79)	22
3. Willie Jones, (75-78)	20
4. Alphonso Carreker, (80-83)	19
Arthur Scott, (76-80)	19

Quarterback Sacks

Name, Years	No.
1. Ron Simmons, (77-80)	25
2. Alphonso Carreker, (80-83)	20
Willie Jones, (75-78)	20

Best Single Game Performances

Total Offense Leaders

Player	Opponent	Year	Yards
1. Bill Cappleman	Memphis State	1969	490
2. Bill Cappleman	South Carolina	1968	431
3. Tommy Warren	Virginia Tech	1970	384
4. Gary Huff	Houston	1972	383
5. Jimmy Black	Southern Mississippi	1976	372
6. Gary Huff	South Carolina	1971	369
Joe Majors	Tampa	1959	369
8. Bill Cappleman	Wake Forest	1968	367
9. Gary Huff	Virginia Tech	1971	357
10. Eric Thomas	Auburn	1984	352

Yards Rushing Leaders

Player	Opponent	Year	Yards
1. Greg Allen	Western Carolina	1981	322
2. Greg Allen	Arizona State	1984	223
3. Greg Allen	Louisiana State	1981	202
4. Greg Allen	Louisiana State	1983	201

5. Sam Platt	Memphis State	1980	188
6. Greg Allen	Louisville	1982	173
7. Larry Key	Auburn	1977	170
8. Buddy Strauss	Mississippi College	1949	161
9. Mike Davison	Tulsa	1972	155
10. Larry Key	Virginia Tech	1976	154
Greg Allen	East Carolina	1983	154

Yards Passing Leaders

Player	Opponent	Year	Yards
1. Bill Cappleman	Memphis State	1969	508
2. Bill Cappleman	South Carolina	1968	437
3. Gary Huff	Houston	1972	409
4. Gary Huff	Virginia Tech	1971	374
5. Bill Cappleman	Tulsa	1969	372
6. Kim Hammond	Mississippi State	1967	369
7. Gary Huff	South Carolina	1971	366
8. Bill Cappleman	Wake Forest	1968	365
9. Kim Hammond	Penn State (Gator Bowl)	1967	362
10. Eric Thomas	Auburn	1984	357

Yards Receiving Leaders

Player	Opponent	Year	Yards
1. Ron Sellers	Wake Forest	1968	260
2. Ron Sellers	South Carolina	1968	259
3. Ron Sellers	Virginia Tech	1967	229
4. Ron Sellers	Memphis State	1968	218
5. Ron Sellers	Houston	1968	214
6. Fred Biletnikoff	Oklahoma (Gator Bowl)	1965	192
7. Fred Biletnikoff	Virginia Tech	1964	182
8. Jackie Flowers	Louisiana State	1979	174
9. Tony Johnson	Southern Mississippi	1982	166
10. Jackie Flowers	Houston	1978	165

Pass Attempt Leaders

Player	Opponent	Year	Passes
1. Gary Huff	Florida	1972	58
2. Kim Hammond	Penn State (Gator Bowl)	1967	53
Gary Pajcic	Virginia Tech	1966	53
4. Gary Huff	Houston	1972	51
5. Bill Cappleman	Memphis State	1969	50
6. Gary Huff	Arizona State (Fiesta Bowl)	1971	46
7. Jimmy Jordan	Mississippi State	1978	43
8. Gary Huff	Kansas	1972	42
Bill Cappleman	South Carolina	1968	42
Bill Cappleman	Florida	1969	42

Pass Completion Leaders

Player	Opponent	Year	Passes
1. Kim Hammond	Penn State (Gator Bowl)	1967	37
2. Bill Cappleman	Memphis State	1969	31
3. Gary Pajcic	Virginia Tech	1966	28
Kelly Lowrey	East Carolina	1983	28
5. Gary Huff	Houston	1972	27
Gary Huff	Florida	1972	27
7. Gary Huff	Kansas	1972	26
Gary Huff	South Carolina	1971	26
9. Gary Huff	Auburn	1972	25
Gary Huff	Arizona State (Fiesta Bowl)	1971	25
Bill Cappleman	South Carolina	1968	25

Pass Reception Leaders

Player	Opponent	Year	Passes
1. Ron Sellers	South Carolina	1968	16
2. Ron Sellers	Wake Forest	1968	14
Ron Sellers	Penn State (Gator Bowl)	1967	14
Ron Sellers	Houston	1968	14
5. Kent Gaydos	Houston	1969	13
Ron Sellers	Memphis State	1968	13
Ron Sellers	Alabama	1967	13
Ron Sellers	Virginia Tech	1966	13
Fred Biletnikoff	Oklahoma (Gator Bowl)	1965	13
10. Bill Moreman	Penn State (Gator Bowl)	1967	12

Longest Plays

Longest Runs from Scrimmage without Scoring

- 76 yards by Roy Thompson vs. Stetson, 1951
- 66 yards by Greg Allen vs. Louisiana State, 1981
- 65 yards by Wayne Giardino vs. Oklahoma (Gator Bowl), 1965
- 64 yards by Nelson Italiano vs. Troy State, 1951
- 60 yards by Jim Mankins vs. Texas Tech, 1966
- 60 yards by Nelson Italiano vs. Tampa, 1950
- 60 yards by Lee Corso vs. North Carolina State, 1956


Longest Touchdown Runs from Scrimmage

- 97 yards by Larry Key vs. Virginia Tech, 1976
- 81 yards by Fred Pickard vs. Virginia Tech, 1957
- 81 yards by Greg Allen vs. Arizona State, 1984
- 80 yards by Phil Spooner vs. Houston, 1965
- 78 yards by Buck Metts vs. Stetson, 1964
- 77 yards by Jessie Hester vs. Miami, 1984
- 74 yards by Bobby McKinnon vs. Memphis State, 1973
- 68 yards by Bobby Fiveash vs. Tampa, 1958
- 66 yards by Dave Snyder vs. Furman, 1963
- 50 yards by Billy Allen vs. Louisville, 1981

Longest Touchdown Plays

- 100 yards by Leon Bright vs. Virginia Tech, 1974 (KO return)
- 100 yards by Bill Moreman and T.K. Wetherell vs. Kentucky, 1965 (lateral on KO return)

- 99 yards by Ted Hewitt vs. Stetson, 1948 (pass interception return)
- 99 yards by Fred Biletnikoff vs. Miami, 1963 (pass interception return)
- 97 yard run by Larry Key vs. Virginia Tech, 1976
- 97 yards by Billy Allen vs. Louisiana State, 1981 (KO return)
- 96 yard pass from Jimmy Jordan to Kurt Unglaub vs. Virginia Tech, 1976
- 96 yards by David Snell vs. Virginia Tech, 1970 (KO return)
- 95 yard pass from Jimmy Black to Rudy Thomas vs. Southern Mississippi, 1976
- 95 yards by Greg Allen vs. Western Carolina, 1981 (KO return)
- 95 yards by Billy Allen vs. West Virginia (Gator Bowl), 1982 (KO return)
- 94 yards by Bill Moreman and T.K. Wetherell vs. Miami, 1966 (lateral on KO return)
- 93 yards by Eddie McMillan vs. Memphis State, 1970 (KO return)
- 93 yards by Larry Key vs. Texas Tech (Tangerine Bowl), 1977 (KO return)
- 92 yards by Phil Abraira vs. North Carolina State, 1969 (punt return)
- 91 yards pass from Jimmy Black to Kurt Unglaub vs. North Texas State, 1976
- 90 yards by Eddie McMillan vs. Miami, 1971 (KO return)

**Greg Allen**

Florida State's greatest running back ever—that in a short phrase describes the illustrious career of Greg Allen. The holder of 26 school records, Allen is also the owner of two NCAA marks he set as a freshman. In his career, the soft-spoken tailback from Milton, Florida gained 3,769 yards on the ground, surpassing the previous record holder by more than 800 yards. Add in his pass receiving and return yardage and the total comes to 4,996 yards. Allen's most startling statistic, however, among the hundreds compiled during his career is his yards per carry—every time Greg Allen was handed the ball he picked up six yards. The NCAA's most prolific rusher, Tony Dorsett, averaged just 5.6. After trading away their first-round pick, the Cleveland Browns made Allen their first pick overall when they chose him in the second round.

Longest Touchdown Passes

1. 96 yards from Jimmy Jordan to Kurt Unglaub vs. Virginia Tech, 1976
2. 95 yards from Jimmy Black to Rudy Thomas vs. Southern Mississippi, 1976
3. 91 yards from Jimmy Black to Kurt Unglaub vs. North Texas State, 1976
4. 88 yards from Gary Huff to Barry Smith vs. Kansas, 1971
5. 86 yards from Gary Pajcic to Ron Sellers vs. Wake Forest, 1966
6. 83 yards from Blair Williams to Dennis McKinnon vs. South Carolina, 1982
7. 82 yards from Gary Pajcic to Ron Sellers vs. Maryland, 1968
8. 80 yards from Bill Cappleman to Don Pederson vs. Memphis State, 1969
80 yards from Nelson Italiano to Eddie Gray vs. Newberry, 1950
10. 78 yards from Clyde Walker to Mike Shumann vs. Iowa State, 1975

Longest Punt Returns

1. 92 yards by Phil Abaira vs. North Carolina State, 1969 (TD)
2. 80 yards by Robert Jackson vs. Virginia Tech, 1974 (TD)
80 yards by Bill Odom vs. Stetson, 1954 (TD)
4. 75 yards by Walt Sumner vs. Alabama, 1967 (TD)
75 yards by Ralph Claudron vs. Whiting Field, 1949 (TD)
6. 71 yards by David Snell vs. Louisville, 1970 (TD)
7. 70 yards by Bill Campbell vs. Wake Forest, 1965 (TD)
8. 65 yards by Gary Henry vs. Southern Mississippi, 1979 (TD)
9. 60 yards by Lee Corso vs. North Carolina State, 1956
10. 58 yards by Tommy Brown vs. Jacksonville Navy, 1951

Longest Kickoff Returns

1. 100 yards by Leon Bright vs. Virginia Tech, 1974 (TD)
100 yards by Bill Moreman and T.K. Wetherell vs. Kentucky, 1965 (TD, lateral)
3. 97 yards by Billy Allen vs. Louisiana State, 1981 (TD)
4. 96 yards by David Snell vs. Virginia Tech, 1970 (TD)
5. 95 yards by Greg Allen vs. Western Carolina, 1981 (TD)
95 yards by Billy Allen vs. West Virginia (Gator Bowl), 1982 (KO return)
7. 94 yards by Bill Moreman and T.K. Wetherell vs. Miami, 1966 (TD, lateral)
8. 93 yards by Eddie McMillan vs. Memphis State, 1970 (TD)
93 yards by Larry Key vs. Texas Tech (Tangerine Bowl), 1977
10. 90 yards by Eddie McMillan vs. Miami, 1971 (TD)
11. 89 yards by Bill Odom vs. Virginia Tech, 1955 (TD)
12. 84 yards by Fred Pickard vs. Tampa, 1958
13. 72 yards by Bobby Renn vs. Florida, 1958
14. 68 yards by Jim Heggins vs. Miami, 1974

Longest Interception Returns

1. 99 yards by Ted Hewitt vs. Stetson, 1958 (TD)
99 yards by Fred Biletznikoff vs. Miami, 1963 (TD)
3. 86 yards by Tom Hillabrand vs. Auburn, 1960 (TD)
4. 81 yards by Bud Whitehead vs. Wake Forest, 1959 (TD)
5. 74 yards by Dale McCullers vs. Houston, 1967
6. 69 yards by Howard Ehler vs. Oklahoma (Gator Bowl), 1965 (TD)
7. 66 yards by Bill Dawkins vs. Wofford (Cigar Bowl), 1959
8. 51 yards by Tracy Ashley vs. Southern Illinois, 1982
9. 50 yards by Ron Hester vs. Louisville, 1980 (TD)

Team Season Records

Records



Points Scored

- 389 in 1984
- 388 in 1982
- 353 in 1983
- 352 in 1980
- 319 in 1979
- 312 in 1978
- 287 in 1972
- 281 in 1968
- 274 in 1977
- 271 in 1971

Most Touchdowns Scored

- 53 in 1982
- 48 in 1984
- 48 in 1983
- 42 in 1978
- 41 in 1980
- 39 in 1979
- 39 in 1972
- 39 in 1954
- 37 in 1968
- 34 in 1977
- 34 in 1966

Most Touchdowns Rushing

- 30 in 1982
- 30 in 1983
- 23 in 1984
- 21 in 1966
- 20 in 1950
- 19 in 1953
- 18 in 1951
- 18 in 1978

Most Touchdowns Passing

- 29 in 1968
- 28 in 1972
- 23 in 1971
- 21 in 1982
- 19 in 1984
- 19 in 1954
- 19 in 1980
- 18 in 1983
- 18 in 1979
- 18 in 1967
- 18 in 1977

XP Run-Pass Made

- 5 in 1958 (of 8)
- 5 in 1959 (of 14)
- 4 in 1975 (of 5)
- 3 in 1979 (of 8)
- 3 in 1960 (of 7)
- 3 in 1984 (of 6)

XP Run-Pass Attempted

- 14 in 1959
- 8 in 1979
- 8 in 1958
- 7 in 1960
- 6 in 1970
- 6 in 1972
- 6 in 1984

Most First Downs Made

- 269 in 1983
- 254 in 1982
- 251 in 1984
- 233 in 1968
- 232 in 1978
- 224 in 1977
- 222 in 1980
- 221 in 1979
- 218 in 1981
- 211 in 1972

Most Field Goals Made

- 22 in 1980
- 17 in 1984
- 15 in 1979
- 14 in 1970

- 13 in 1977
- 13 in 1971
- 12 in 1969
- 9 in 1967
- 9 in 1964
- 8 in 1976

Most Field Goals Attempted

- 30 in 1980
- 25 in 1970
- 24 in 1979
- 24 in 1971
- 24 in 1984
- 23 in 1977
- 21 in 1969
- 18 in 1972
- 18 in 1968

XP Kicks Made

- 52 in 1982 (of 53)
- 42 in 1984
- 39 in 1978
- 38 in 1983 (of 45)
- 38 in 1980
- 31 in 1968 (of 32)
- 30 in 1979
- 30 in 1971 (of 31)
- 30 in 1972 (of 33)
- 27 in 1977

XP Kicks Attempted

- 53 in 1982
- 45 in 1983
- 42 in 1984
- 40 in 1978
- 38 in 1980
- 36 in 1954
- 33 in 1972
- 33 in 1950
- 32 in 1968

Total Plays

- 855 in 1979
- 845 in 1978
- 835 in 1980
- 830 in 1983
- 825 in 1982
- 814 in 1952
- 810 in 1972
- 807 in 1984
- 792 in 1968
- 787 in 1970

Most Yards Rushing

- 3021 in 1984
- 2552 in 1983
- 2339 in 1982
- 2194 in 1949
- 2142 in 1953
- 2138 in 1980
- 1955 in 1981
- 1861 in 1979
- 1826 in 1976
- 1807 in 1950

Most Yards Rushing Per Game

- 274.6 in 1984
- 229.3 in 1983
- 225.9 in 1950
- 219.4 in 1949
- 214.2 in 1953
- 212.6 in 1982
- 210.3 in 1948
- 205.0 in 1951
- 194.3 in 1980
- 177.7 in 1981

First Down Rushing

- 146 in 1984
- 140 in 1983
- 137 in 1980

- 117 in 1981
- 116 in 1982
- 107 in 1975
- 106 in 1958
- 105 in 1979
- 105 in 1956
- 105 in 1953

First Down Penalty

- 20 in 1975
- 20 in 1973
- 18 in 1983
- 17 in 1966
- 15 in 1984
- 15 in 1968
- 15 in 1976
- 13 in 1980
- 12 in 1981
- 11 in 1982

Total Offense

- 5124 in 1982
- 4959 in 1984
- 4889 in 1983
- 4522 in 1978
- 4474 in 1972
- 4328 in 1968
- 4217 in 1970
- 4103 in 1977
- 4075 in 1979
- 4055 in 1971

Total Offense Per Game

- 465.8 in 1982
- 451.0 in 1984
- 444.4 in 1983
- 432.8 in 1968
- 411.1 in 1978
- 406.7 in 1972
- 383.4 in 1970
- 378.6 in 1967
- 349.3 in 1981
- 339.5 in 1980

Highest Completion Percent

- 59.0 in 1964
- 58.6 in 1980
- 56.2 in 1983
- 55.8 in 1978
- 55.5 in 1976
- 55.0 in 1971
- 54.8 in 1968
- 54.6 in 1982
- 54.5 in 1977
- 54.3 in 1956

Most Times Intercepted

- 23 in 1972
- 21 in 1973
- 21 in 1967
- 21 in 1954
- 18 in 1981

Most Rush Plays

- 603 in 1980
- 571 in 1984
- 519 in 1975
- 518 in 1983
- 515 in 1953
- 507 in 1979
- 492 in 1981
- 488 in 1976
- 477 in 1982

- 476 in 1978

Rush Yards Per Play

- 5.29 in 1984
- 4.95 in 1949
- 4.90 in 1982
- 4.87 in 1983
- 4.34 in 1968
- 4.30 in 1950
- 4.28 in 1950
- 4.23 in 1953
- 4.00 in 1981

First Downs Passing

- 129 in 1972
- 128 in 1978
- 127 in 1982
- 127 in 1968
- 120 in 1977
- 117 in 1971
- 112 in 1970
- 112 in 1966
- 111 in 1983

Most Yards Passing

- 2974 in 1972
- 2844 in 1968
- 2838 in 1970
- 2785 in 1982
- 2750 in 1971
- 2749 in 1978
- 2367 in 1983

Most Yards Pass Per Game

- 284.4 in 1968
- 270.4 in 1972
- 258.4 in 1967
- 258.0 in 1970
- 255.0 in 1969
- 253.2 in 1982

Most Pass Attempts

- 369 in 1972
- 369 in 1978
- 356 in 1969
- 356 in 1968
- 352 in 1967
- 348 in 1982

Highest Punt Average

- 45.2 in 1981
- 45.1 in 1980
- 42.3 in 1984
- 42.2 in 1983
- 40.6 in 1970
- 40.0 in 1978
- 39.7 in 1979
- 39.6 in 1965
- 39.5 in 1976
- 38.2 in 1973

Most Punts

- 81 in 1973
- 66 in 1979
- 65 in 1981
- 63 in 1970
- 61 in 1974
- 61 in 1965
- 59 in 3 years
- 57 in 1980

Most Passes Intercepted By

- 25 in 1968
- 24 in 1982
- 24 in 1949
- 23 in 1979
- 22 in 1972
- 21 in 1948
- 20 in 1969
- 18 in 1980

Record Against All Opponents




Team	First Meeting	Last Meeting Date	Site	Score	W	L	T	Team	First Meeting	Last Meeting Date	Site	Score	W	L	T
Abilene Christian	1953	1957	H	34-7	1	2	0	Syracuse	1966	1978	A	28-0	1	1	0
Alabama	1965	1974	H	7-8	0	2	1	Tampa	1948	1959	A	33-0	9	2	0
Arizona State*	1971	1984	A	52-44	3	1	0	Temple	1984	1984	H	44-27	1	0	0
Auburn	1954	1984	H	41-42	1	1	1	Tennessee	1958	1958	A	10-0	1	0	0
Baylor	1965	1974	H	17-21	1	2	1	Tennessee-Chattanooga	1984	1984	H	37-0	1	0	0
Boston College	1957	1980	H	41-7	2	1	0	Tennessee Tech	1947	1958	H	22-7	1	1	0
Cincinnati	1977	1983	H	43-17	5	0	0	Texas A&M	1967	1968	H	20-14	2	0	0
Citadel, The	1955	1962	H	49-0	4	0	1	Texas Christian	1963	1965	A	3-7	1	2	0
Clemson	1970	1976	H	12-15	2	1	0	Texas Tech*	1966	1977	N	40-16	3	1	0
Colorado State	1972	1974	H	7-14	1	1	0	Texas Western*	1954	1954	N	20-47	0	1	0
Cumberland	1947	1948	H	30-0	1	1	0	Troy State	1947	1951	H	40-0	4	1	0
Delta State	1951	1951	H	34-0	1	0	0	Tulane	1983	1984	H	27-6	1	1	0
East Carolina	1980	1984	H	48-17	4	0	0	Tulsa	1969	1980	H	45-2	4	0	0
Erskine	1948	1949	H	26-7	1	1	0	Utah State	1975	1975	H	17-8	1	0	0
Florida	1958	1984	H	17-27	6	20	1	Villanova	1954	1957	A	7-21	3	1	0
Furman	1952	1963	H	49-6	7	2	0	Virginia Military	1952	1954	A	33-19	2	1	0
George Washington	1961	1961	H	15-7	1	0	0	Virginia Tech	1955	1980	H	31-7	14	10	1
Georgia*	1954	1984	N	17-17	4	5	1	Wake Forest	1956	1973	A	7-9	7	2	1
Georgia Tech	1952	1975	A	0-30	0	7	1	West Virginia*	1982	1982	N	31-12	1	0	0
Houston	1960	1978	H	21-27	2	12	2	Western Carolina	1981	1981	H	56-31	1	0	0
Howard	1950	1950	H	20-6	1	0	0	Whiting Field	1949	1949	H	74-0	1	0	0
Iowa State	1975	1975	H	6-10	0	1	0	Wichita State	1969	1969	H	24-0	1	0	0
Jacksonville Navy	1951	1951	A	39-0	1	0	0	William & Mary	1959	1960	H	22-0	1	1	0
Jacksonville State (Ala.)	1947	1947	H	0-7	0	1	0	Wofford*	1949	1952	A	27-13	3	0	0
Kansas	1971	1984	A	42-16	3	2	0	Wyoming*	1966	1966	N	20-28	0	1	0
Kansas State	1970	1977	A	18-10	3	0	0								
Kentucky	1960	1965	A	24-26	1	3	1								
Livingston State	1948	1949	A	6-13	1	1	0								
Louisiana State*	1968	1983	A	40-35	4	2	0								
Louisiana Tech	1952	1953	A	21-32	0	2	0								
Louisville	1952	1983	H	51-7	8	1	0								
Maryland	1966	1968	A	24-14	2	0	0								
Memphis State	1959	1984	A	17-17	6	7	1								
Miami	1951	1984	A	38-3	13	15	0								
Millsaps	1948	1949	H	40-0	2	0	0								
Mississippi	1961	1961	A	0-33	0	1	0								
Mississippi College	1948	1950	H	33-0	3	0	0								
Mississippi State	1966	1979	H	17-6	7	2	0								
Navy	1978	1978	H	38-6	1	0	0								
Nebraska	1980	1981	A	14-34	1	1	0								
Newberry	1950	1950	A	24-0	1	0	0								
New Mexico State	1964	1964	H	36-0	1	0	0								
North Carolina*	1983	1983	N	28-3	1	0	0								
North Carolina State	1952	1969	H	33-22	8	4	0								
North Texas State	1976	1977	H	35-14	2	0	0								
Notre Dame	1981	1981	A	19-13	1	0	0								
Ohio	1956	1956	H	47-7	1	0	0								
Ohio State	1981	1982	A	34-17	2	0	0								
Oklahoma*	1965	1980	N	17-18	1	3	0								
Oklahoma State*	1958	1978	H	38-20	2	1	0								
Penn State*	1968	1968	N	17-17	0	0	1								
Pittsburgh	1971	1983	A	16-17	3	5	0								
Randolph Macon	1950	1950	H	40-7	1	0	0								
Richmond	1959	1961	H	13-7	3	0	0								
San Diego State	1973	1977	A	16-41	0	2	0								
Sewanee	1949	1950	H	14-8	2	0	0								
South Carolina	1966	1984	A	26-38	9	3	0								
Southern Illinois	1982	1982	H	59-8	1	0	0								
Southern Mississippi	1952	1982	A	24-17	9	7	1								
Stetson	1947	1954	A	47-6	6	1	1								
Sul Ross State	1951	1951	H	35-12	1	0	0								

*Bowl Games Included
Bold face type indicates 1985 opponent



Derek Schmidt

In only his first season at Florida State, Derek Schmidt kicked his way into several different categories among FSU school records. Saying that one of his goals was to break the 15-year-old record of longest field goal, he wasted little time when he booted a 54-yarder in the third game of the season. Another highlight of Schmidt's freshman season came against Memphis State when he kicked a 42-yarder on the last play of the game for a 17-17 tie. He also kicked a 52-yard field goal during the season and hit on 17 of 24 attempts. He finished as the 10th leading scorer in the country and the leading freshman scorer with 93 points.



Joe Wessel

The organizer of Florida State's almost weekly "block" parties in 1984, Joe Wessel literally came out of nowhere to be one of 1984's heroes. Starting with a blocked punt in the second game of the season, Wessel went on to record four of FSU's eight blocked punts. He also blocked a field goal. Wessel stepped into the record book when he returned three of the kicks for touchdowns, including one late in the fourth quarter against Georgia in the Florida Citrus Bowl. Wessel has now moved on to the coaching profession, working as a graduate assistant under Bill Arnberger at LSU.



Seminoles on T.V.

(Won 22, Lost 14, Tied 2)



Year	Opponent	Location	Score	Network	Bowl
1958	Oklahoma State	Louisville, KY	6-15	ABC	Bluegrass
1959	Virginia Tech	Blacksburg, VA	7-6	ABC	—
1965	Oklahoma	Jacksonville, FL	36-19	ABC	Gator
1966	Virginia Tech	Blacksburg, VA	21-23	ABC	—
1966	Wyoming	El Paso, TX	20-28	NBC	Sun
1967	Memphis State	Memphis, TN	26-7	ABC	—
1967	Penn State	Jacksonville, FL	17-17	ABC	Gator
1968	Florida	Tallahassee, FL	9-3	ABC	—
1968	Louisiana State	Atlanta, GA	27-31	TV-Sports	Peach
1969	N.C. State	Tallahassee, FL	33-22	ABC	—
1970	Houston	Tampa, FL	21-53	ABC	—
1971	Miami	Miami, FL	20-17	ABC	—
1971	Arizona State	Tempe, AZ	38-45	Mizlou	Fiesta
1972	Auburn	Auburn, AL	14-27	ABC	—
1977	Florida	Gainesville, FL	37-9	ABC	—
1977	Texas Tech	Orlando, FL	40-17	Mizlou	Tangerine
1978	Miami	Miami, FL	31-21	ABC	—
1978	Navy	Tallahassee, FL	38-6	ABC	—
1979	Virginia Tech	Blacksburg, VA	17-10	ABC	—
1979	Louisiana State	Baton Rouge, LA	24-19	ABC	—
1979	Florida	Gainesville, FL	27-16	ABC	—
1979	Oklahoma	Miami, FL	7-24	ABC	Orange
1980	Memphis State	Memphis, TN	24-3	ABC	—
1980	Virginia Tech	Tallahassee, FL	31-7	ABC	—
1980	Florida	Tallahassee, FL	17-13	ABC	—
1980	Oklahoma	Miami, FL	17-18	ABC	Orange
1981	Miami	Tallahassee, FL	19-27	ABC	—
1981	Southern Miss	Tallahassee, FL	14-58	ABC	—
1982	Miami	Miami, FL	24-7	CBS	—
1982	Louisville	Tallahassee, FL	49-14	WTBS	—
1982	West Virginia	Jacksonville, FL	31-12	ABC	Gator
1983	Louisiana State	Baton Rouge, LA	40-35	ABC	—
1983	Louisville	Tallahassee, FL	51-7	WTBS	—
1983	Florida	Gainesville, FL	14-53	CBS	—
1983	North Carolina	Atlanta, GA	28-3	CBS	Peach
1984	South Carolina	Columbia, SC	26-38	ABC	—
1984	Florida	Tallahassee, FL	17-27	ABC	—
1984	Georgia	Orlando, FL	17-17	NBC	Citrus

Best Performances By Opponents



Individual

- Most Yards Rushing**—304, Sam DeJarnette, Southern Mississippi, 1982
Most Times Carried—43, Sam DeJarnette, Southern Mississippi, 1982
Most Yards Passing—532, Jeff VanRaaphorst, Arizona State, 1984
Most Passes Attempted—59, Jeff VanRaaphorst, Arizona State, 1984
Most Passes Completed—38, Jeff VanRaaphorst, Arizona State, 1984
Most Passes Caught—13, Gary Williams, Ohio State, 1981
Most Yards Pass Receiving—229, Gary Williams, Ohio State, 1981
Most Total Offense—532, Jeff VanRaaphorst, Arizona State, 1984
Longest Touchdown Run from Scrimmage—94, Roger Craig, Nebraska, 1981
Longest Punt Return—86, Daryl Cox, Kentucky, 1961 (TD)
Most Touchdowns on Returns—2, Henry Williams, East Carolina, 1983 (1 kickoff, 1 punt)
Most Interceptions—4, Bryant Gilliard (South Carolina), Nov. 10, 1984
Longest Interception Return—99, Treg Songy, Tulane, 1983

- Most Fumbles Recovered**—3, John Hohesiel, Wichita State, 1969
Longest Kickoff Return—100, Anthony Collins, East Carolina, 1980
Longest Pass Play—95, from Ronnie Fletcher to Ben Hart, Oklahoma (Gator Bowl), 1965
Longest Punt—77, Jim Walton, Boston College, 1976; Rob Rajsich, Miami, 1978
Longest Field Goal—61, Wayne Latimer, Virginia Tech, 1975
Most Field Goals—6, Bobby Raymond, Florida, 1983

Team

- Passes Attempted**—54, Florida, 1979; Arizona State, 1984
Passes Completed—38, Arizona State, 1984
Pass Yardage—532, Arizona State, 1984
Rushing Yardage—472, Nebraska, 1981
Total Offense—651, Arizona State, 1984
Rushing Attempts—80, Houston, 1974
Points Scored—58, Southern Mississippi, 1981
Most First Downs (Passing)—26, Arizona State, 1984
Most Fumbles—17, Wichita State, 1969
Most Fumbles Lost—10 (of 17), Wichita State, 1969
Most Interceptions (Defense)—7, South Carolina, 1984
Penalties—14, South Carolina, 1984

Homecoming Games

(28 Wins, 8 Losses, 1 Tie)



Year	Opponent	FSU	OPP	Year	Opponent	FSU	OPP
1948	Tampa	33	12	1959	William & Mary	0	9
1949	Millsaps	40	0	1960	Kentucky	0	23
1950	Sewanee	14	8	1961	Southern Mississippi	0	12
1951	Stetson	13	10	1962	Houston	0	7
1952	Furman	0	9	1963	North Carolina State	14	0
1953	Stetson	13	6	1964	Kentucky	48	6
1954	Furman	33	14	1965	Wake Forest	35	0
1955	The Citadel	39	0	1966	Wake Forest	28	0
1956	Wake Forest	14	14	1967	Texas Tech	28	12
1957	Virginia Tech	20	7	1968	Wake Forest	42	24
1958	Tampa	43	0	1969	South Carolina	34	9
				1970	Virginia Tech	34	8
				1971	Mississippi State	27	9
				1972	Colorado State	33	0
				1973	Memphis State	10	13
				1974	Virginia Tech	21	56
				1975	Miami (Florida)	22	24
				1976	Southern Mississippi	30	27
				1977	North Texas State	35	14
				1978	Navy	38	6
				1979	South Carolina	27	7
				1980	Boston College	41	7
				1981	Western Carolina	56	31
				1982	Southern Illinois	59	8
				1983	Cincinnati	43	17
				1984	Tennessee-Chattanooga	37	0



Coaches and Captains

Records

Year	Coach	Captains	W	L	T	FSU Pts	Opp Pts
1947	Ed Williamson	Jack McMillan, Phil Rountree	0	5	0	18	90
1948	Don Veller	Game Captains	7	1	0	152	64
1949*	Don Veller	Hugh Adams	9	1	0	291	59
1950	Don Veller	Duke Maltby	8	0	0	219	54
1951	Don Veller	Bill Dawkins	6	2	0	194	72
1952	Don Veller	Curtis Campbell, Vic Szczepanik	1	8	1	101	261
1953	Tom Nugent	Steve Kalenich	5	5	0	183	146
1954*	Tom Nugent	Game Captains	8	4	0	277	190
1955	Tom Nugent	Bob Crenshaw, Don Powell	5	5	0	147	186
1956	Tom Nugent	Joe Holt, Buck Metz	5	4	1	178	116
1957	Tom Nugent	Ron Schomburger	4	6	0	136	165
1958*	Tom Nugent	Vic Prinzi, Bobby Renn	7	4	0	218	124
1959	Perry Moss	John Spivey, Al Ulmer	4	6	0	149	132
1960	Bill Peterson	Tony Romeo	3	6	1	111	136
1961	Bill Peterson	Steve Kiesius	4	5	1	93	128
1962	Bill Peterson	Gene McDowell	4	3	3	170	69
1963	Bill Peterson	Charlie Calhoun, Chuck Robinson	4	5	1	167	93
1964*	Bill Peterson	Bill Dawson, Fred Biletnikoff, George	9	1	1	263	85
1965	Bill Peterson	D'Alasandro, Bill McDowell, Max Wettstein	4	5	1	121	119
1966*	Bill Peterson	Game Captains	6	5	0	274	215
1967*	Bill Peterson	Game Captains	7	2	2	250	187
1968*	Bill Peterson	Game Captains	8	3	0	308	211
1969	Bill Peterson	Game Captains	6	3	1	220	182
1970	Bill Peterson	Game Captains	7	4	0	254	195
1971*	Larry Jones	Rhett Dawson, John Lanahan	8	4	0	309	174
1972	Larry Jones	Gary Huff, Larry Strickland	7	4	0	287	224
1973	Larry Jones	Jim Malkiewicz, Don Sparkman	0	11	0	98	331
1974	Darrell Mudra	Joe Goldsmith, Bert Cooper	1	10	0	130	289
1975	Darrell Mudra	Greg Johnson, Jeff Gardner	3	8	0	187	213
1976	Bobby Bowden	Jimmy Black, Jeff Leggett, Joe Camps, Rudy Thomas	5	6	0	205	258
1977*	Bobby Bowden	Aaron Carter, Bill Duley, Larry Key, Tom Rushing, Nat Terry	10	2	0	314	170
1978	Bobby Bowden	Nate Henderson, Willie Jones, Ivory Joe Hunter	8	3	0	312	208
1979*	Bobby Bowden	Mike Good, Ivory Joe Hunter, Scott Warren, Wally Woodham	11	1	0	326	160
1980*	Bobby Bowden	Reggie Herring, Greg Futch, Ron Simmons, Ken Lanier	10	2	0	352	85
1981	Bobby Bowden	James Harris, James Gilbert, Rohn Stark, Michael Whiting, Rick Stockstill	6	5	0	237	251
1982*	Bobby Bowden	Game Captains	9	3	0	419	254
1983*	Bobby Bowden	Game Captains	7	5	0	353	256
1984*	Bobby Bowden	Greg Allen, Joe Wessel, Henry Taylor	7	3	2	389	237
Totals			223	160	15	8412	6389

*Bowl Game Included

Coaches' Cumulative Records

Name	Tenure	Years	W-L-T	Pct.	FSU Pts.	OPP Pts.
Ed Williamson	1947	1	0-5-0	.000	18	90
Don Veller	1948-52	5	31-12-1	.716	938	504
Tom Nugent	1953-58	6	34-28-1	.548	1123	865
Perry Moss	1959	1	4-6-0	.400	149	132
Bill Peterson	1960-70	11	62-42-11	.587	2234	1602
Larry Jones	1971-73	3	15-19-0	.441	407	505
Darrell Mudra	1974-75	2	4-18-0	.182	317	502
Bobby Bowden	1976-	9	73-30-2	.705	2944	1868

Florida State All-Americans



1962	Gene McDowell (LB)	AP (3)
1964	Fred Biletnikoff (SE)	AP (1), FWA (1), NEA (1), FN (1), NY NEWS (1), UPI (2), AFC (2), NCAA
1966	Del Williams (OG)	AP (2)
1967	Kim Hammond (QB)	AP (2), UPI (2)
1967	Ron Sellers (FL)	AP (1), AFC (1), NEA (1), FN (1), UPI (2), FWA (2), NCAA
1968	Ron Sellers (FL)	AP (1), AFC (1), FN (1), SN (1), TIME (1), UPI (2), NEA (2), FWA (2)
1971	Rhett Dawson (WR)	AP (3)
1972	Larry Strickland (LB)	AP (HM)
1972	Gary Huff (QB)	AFC (1), GRID (1), TIME (1), CH (1), PFW (1), FN (2), UPI (2), AP (HM)
	Barry Smith (WR)	AFC (1), CH (1), AP (2), UPI (2), US (2), FN (3)
	James Thomas (DB)	TIME (1), PFW (1), US (1)
1976	Gil Wesley (C)	FN (3)
1977	Ron Simmons (MG)	AP (HM), FN (HM), FN (FR)
1978	Jackie Flowers (WR)	AP (HM), SN (HM)
	Nate Henderson (DE)	AP (HM)
	Willie Jones (DE)	UPI (2), AP (HM), SN (HM)
	Ron Simmons (MG)	FN (3), AP (HM)
1979	Monk Bonasorte (DB)	AP (3)
	Jackie Flowers (WR)	UPI (2), FN (2)
	Mike Good (OG)	AP (HM)
	Jimmy Jordan (QB)	SN (HM)
	Ron Simmons (MG)	AP (1), UPI (1), CAMP (1), FN (1), KOD (1), NCAA
	Scott Warren (DE)	CH (1), AP (HM)
	Gil Wesley (C)	CH (1)
1980	Monk Bonasorte (DB)	FN (2)
	Bobby Butler (DB)	NEA (1), AP (3)
	Reggie Herring (LB)	AP (2)
	Ken Lanier (OT)	AP (2)
	Ron Simmons (MG)	UPI (1), KOD (1), SN (1), FN (3), NCAA
	Rohn Stark (P)	KOD (1), UPI (1), SN (1), FN (3)
1981	Greg Allen (RB)	FN (FR)
	Garry Futch (DT)	AP (HM)
	Tom McCormick (C)	AP (HM)
	Rohn Stark (P)	SN (1), UPI (1), NEA (1), HI (1)
	Barry Voltapetti (OT)	AP (HM)
1982	Greg Allen (RB)	AP (HM)
	Alphonso Carreker (DT)	AP (HM)
	Harvey Clayton (DB)	AP (HM)
	Jamie Dukes (OL)	FN (FR)
	Hassan Jones (WR)	FN (FR)
	Tom McCormick (C)	AP (HM)
	Isaac Williams (DL)	FN (FR)
	Ricky Williams (RB)	AP (HM)
	Tommy Young (LB)	AP (HM)
1983	Greg Allen (RB)	UPI (1), CAMP (1), FN (2), AP (3)
	Alphonso Carreker (DT)	FN (3), AP (HM)
	Tom McCormick (C)	AP (HM)
	Herbert Harp (OL)	FN (HM)
	Jamie Dukes (OL)	FN (HM)
1984	Greg Allen (RB)	CAMP (1), FN (1), UPI (2), AP (3)
	Louis Berry (P)	AP (HM)
	Jamie Dukes (OG)	FN (2), AP (HM)
	Jessie Hester (WR)	AP (HM), FN (HM)
	Derek Schmidt (KS)	AP (HM)
	Henry Taylor (ILB)	AP (HM)

KEY—AP-Associated Press; UPI-United Press International; FN-Football News; AFC-American Football Coaches; NEA-Newspaper Enterprises Association; TIME-Time Magazine; NY NEWS-New York Daily News; SN-Sporting News; FWA-Football Writers Association; KOD-Kodak; CAMP-Walter Camp; PFW-Pro Football Weekly; GRID-Gridiron; HI-Hartford Insurance; CH-Churchmans; US-Universal Sports; **NCAA**-NCAA Consensus

KEY—(1) First Team; (2) Second Team; (3) Third Team; (HM) Honorable Mention; (FR) Freshman Team

All-South Independent

Records



1968—First Team

QB Bill Cappleman
DB John Crowe
OT Jack Fenwick
LB Dale McCullers
FL Ron Sellers

1969—First Team

RB Tom Bailey
QB Bill Cappleman
LB Bill Lohse
DL Robert McEachern
TE Tim Tyson
DE Ron Wallace

1970—First Team

WR Rhett Dawson
C Allen Dees
DL Robert McEachern
DB James Thomas
QB Tommy Warren

Honorable Mention

RB Tom Bailey
P Duane Carrell
KS Frank Fontes
LB Bill Lohse
DB Eddie McMillian

1971—First Team

WR Rhett Dawson
KS Frank Fontes
QB Gary Huff
LB Larry Strickland
DT Joe Strickler
DB James Thomas

Honorable Mention

DL Charles Hunt
DL Bill Shaw
DL Dan Whitehurst

1972—First Team

OG Phil Arnold
QB Gary Huff
RB Hodges Mitchell
TE Gary Parris
WR Barry Smith
LB Larry Strickland

Honorable Mention

DB James Thomas

1973—Honorable Mention

OT Don Sparkman

1974—First Team

LB Burt Cooper
WR Mike Shumann

Second Team

P Joe Downey
DL Greg Johnson
RB Larry Key

Honorable Mention

RB Leon Bright
OG Jeff Gardner
TE Joe Goldsmith

1975—First Team

OG Jeff Gardner
DB Bobby Jackson

Honorable Mention

RB Leon Bright
LB Aaron Carter
DT Willie Jones
RB Larry Key
DB Lee Nelson
WR Mike Shumann
QB Clyde Walker

1976—First Team

TE Ed Beckman
OT Jon Thames

1977—First Team

OG Wade Johnson
DE Willie Jones
RB Larry Key
WR Mike Shumann
DB Nat Terry

Second Team

P Bill Duley
MG Ron Simmons
Coach of the Year
Bobby Bowden

1978—First Team

WR Jackie Flowers
OG Mike Good
OT Nate Henderson
DE Willie Jones
MG Ron Simmons

Second Team

KS Dave Cappelen
QB Jimmy Jordan

1979—First Team

WR Jackie Flowers
OG Mike Good
OT Ken Lanier
DE Scott Warren
MG Ron Simmons

Second Team

DB Monk Bonasorte
DB Bobby Butler
PK Dave Cappelen
LB Reggie Herring
RB Mark Lyles

Coach of the Year

Bobby Bowden

1980—First Team

DB Monk Bonasorte
DB Bobby Butler
PK Bill Capece
OG Greg Futch
LB Reggie Herring
OT Ken Lanier
DT Mark Macek
P Rohn Stark

Second Team

DT Garry Futch
LB Paul Piurowski
RB Sam Platt

1981—First Team

DE Jarvis Coursey
C Tom McCormick
P Rohn Stark
OT Barry Voltapetti

Second Team

TE Sam Childers
DT Garry Futch
DB James Harris
RB Mike Whiting
RB Greg Allen

1982—First Team

RB Greg Allen
C Tom McCormick
DT Alphonso Carreker
DB Harvey Clayton

Second Team

DB Larry Harris
WR Jessie Hester
QB Kelly Lowrey
OL Ricky Render
LB Ken Roe
RB Ricky Williams
LB Tommy Young

1983—First Team

RB Greg Allen
DT Alphonso Carreker
C Tom McCormick

Second Team

OL Jamie Dukes
OL John Ionata
WR Weegie Thompson

1984—First Team

RB Greg Allen
P Louis Berry
OG Jamie Dukes
WR Jessie Hester
KS Derek Schmidt
ILB Henry Taylor

Second Team

OT John Ionata

-ETC.

Head coach Bobby Bowden never tied a game in his career until last year's Memphis State game when he ordered a last second field goal that made it 17-17. It didn't take him 19 more years to get his second tie — seven games later he tied Georgia by the SAME score, 17-17, in the Citrus Bowl.

Academic All-Americans

(Selected by the College Sports Information Directors of America)

First Team

1972—Gary Huff (QB)
1979—Phil Williams (WR)
1980—Keith Jones (DB)
1981—Rohn Stark (P)


Second Team

1957—Ron Schomberger (E)
1981—Phil Williams (WR)

Little All-Americans

1948—Hugh Adams (T)
1949—Hugh Adams (T)
1950—Jerry Morriscal (T)
1951—Bill Dawkins (G)
1952—Curt Campbell (E)
1954—Al Makowiecke (G)

All-time Lettermen



A

Abraira, Philip, 1967-69
 Adams, Hugh, 1949-50
 Adams, Robert, 1978, 1980
 Allen, Billy, 1981-84
 Allen, Greg, 1981-84
 Allen, Mike, 1972-74
 Amman, Richard, 1969-71
 Anderson, Bob, 1973
 Anderson, Bobby, 1971-73
 Andrews, Paul, 1959-61
 Arnold, Jim, 1955
 Arnold, Phil, 1971-73
 Ashley, Tracy, 1981-83
 Ashmore, Robert, 1969-71
 Askin, Ahmet, 1972-73
 Avezzano, Joe, 1963-65

B

Baggett, Leo, 1957-58
 Bagnell, Clare (Bud), 1956-59
 Bailey, Tom, 1967-70
 Bailey, Winfred, 1962-64
 Barber, Robert, 1954
 Barco, Barry, 1983-84
 Barnes, Mike, 1976-77
 Barnes, Troy, 1954-57
 Barwick, Parrish, 1982-1984
 Bass, Theron, 1968-70
 Battaglia, Carmen, 1955-58
 Beckman, Ed, 1973-76
 Bell, Bruce, 1972-73
 Bengtson, Brian, 1970
 Benson, Joe, 1966-68
 Berry, Louis, 1983-84
 Beville, Steve, 1969
 Bibent, Maury, 1963-65
 Bigbie, Abner, 1958-60
 Biletnikoff, Fred, 1962-64
 Bisbee, Hamilton, 1955-57
 Bishop, William, 1947
 Black, Jimmy, 1973-74, 1976
 Blatt, Mike, 1965-67
 Blazovich, Mike, 1959-62
 Bloodworth, Steve, 1983
 Bonasorte, Monk, 1977-80
 Booth, Charles Jr., 1951-53
 Bowden, Jeff, 1981-82
 Boyer, George, 1953-55
 Bradley, Preston, 1950-51
 Braggins, David, 1965-66
 Brannon, Tom, 1979-81
 Bratton, Steve, 1969-73
 Bright, Leon, 1974-76
 Bringger, Harry, 1949-52
 Brinkley, Larry, 1961-63
 Brown, Bill, 1955-58
 Brown, Mack, 1972-73
 Brownlee, Roger, 1981-82
 Bruner, Jerry, 1961-63
 Bryant, Buddy, 1951-53
 Bugar, Mike, 1965, 1967-68
 Burnett, Ken, 1980-82
 Burt, Bobby, 1968
 Burton, Clint, 1966-68
 Butler, Bobby, 1977-80

C

Calhoun, Charles
 Campbell, Allen Dale, 1981-82
 Campbell, Bill, 1965-66
 Campbell, Curt, 1950-52
 Camps, Joe, 1974-76
 Caspece, Bill, 1977-80
 Cappelen, Davy, 1976-79
 Cappelman, Bill, 1968-69
 Carnes, George, 1952
 Carballo, Manny, 1982
 Carreker, Alphonso, 1980-83
 Carrell, Duane, 1969-71
 Carter, Aaron, 1974-77
 Carter, Pat, 1984
 Carter, Walter, 1976-79
 Carter, Wes, 1947
 Causey, Jim, 1962
 Caven, Jay, 1976-77
 Chaudron, Ralph, 1947-49
 Chavers, Lenny, 1981, 1983-84
 Cherry, Gator, 1976-77
 Cheshire, Bill, 1967-68
 Childers, Sam, 1978-81

Churchin, Jeff, 1968-69
 Cicalese, Pat, 1984
 Clayton, Harvey, 1980-82
 Coffield, Randy, 1973-75
 Coggin, Redus, 1980-82
 Coker, Kirk, 1984
 Coleman, Jerry, 1981-82
 Collier, Danny, 1980
 Cone, Ken, 1959-60
 Conway, Pat, 1964-66
 Cooper, Burt, 1972-74
 Corcoran, Dan, 1976
 Corral, Kent, 1970-71
 Corso, Lee, 1953-56
 Costello, Jim, 1947
 Coursey, Jarvis, 1978-81
 Cox, Billy, 1966-68
 Cox, Gene, 1954-56
 Craig, John, 1954-55, 1957-58
 Crenshaw, Bob, 1954-55
 Crowe, John, 1965-68
 Cullom, Bill

D

DAlessandro, George, 1962-65
 Daly, Bill, 1961-63
 Dane, Doug, 1975-77
 Daniel, Jim, 1959-61
 Daniels, Dan, 1971
 Darsey, Bruce, 1960-62
 Davis, Bob, 1983
 Davis, Danish, 1981-82
 Davis, Ed, 1971-73
 Davis, George, 1969
 Davis, Lemuel, 1947
 Davison, Mike, 1972-74
 Dawkins, Bill, 1948-51
 Dawson, Bill, 1962-64
 Dawson, Rhett, 1969-71
 Dees, Allen, 1970-72
 DeFrancesco, Frank, 1960-61
 DeMaria, John, Jr., 1970-73
 Denson, Dwayne, 1984
 Dobosz, Stan, 1956-57
 Donatelli, Donald, 1959-61
 Dowell, J.D., 1983-84
 Downey, Joe, 1972-74
 Dukas, Jamie, 1982-84
 Duley, Bill, 1975-77

E

Eaford, John, 1984
 Egerton, Terry, 1967
 Eason, Chuck, 1966-68
 Edwards, Jack, 1962-64
 Ehler, Howard, 1963-65
 Elam, Bobby, 1972-73
 Elliot, Chuck, 1968-68
 Elliot, Robert, 1955-56
 Espenship, Jack, 1959
 Everett, Jimmy, 1972-75

F

Falvo, Tony, 1974-75
 Feamster, Tom, 1954-55
 Feely, Eddie, 1960-62
 Fenner, Lane, 1966-67
 Fenwick, Jack, 1966-68
 Ferguson, Charles, 1978
 Fick, Happy, 1960
 Fiore, Dano, 1971
 Flasher, Tim, 1984
 Flowers, Jackie, 1976-79
 Floyd, Don, 1962-64
 Fontes, Frank, 1970-71
 Foljck, Brad, 1982-83
 Fountain, Robert, 1955-56
 Fucarino, Dan, 1975
 Futch, Garry, 1979-81
 Futch, Greg, 1977-80

G

Gainer, Herb, 1984
 Gardner, Jeff, 1973-75
 Garvin, Terry, 1964-65
 Gavin, Stan, 1982
 Gaydos, Kent, 1969-71
 Giardino, Wayne, 1964-66
 Gibbs, Shane, 1970-72
 Gibson, Vince, 1954-55
 Gilbert, Leonard, 1947

Gilbert, James, 1978-81
 Gildea, Steve, 1968-70
 Gilman, Brent, 1968-69
 Glass, Chip, 1966-68
 Glass, Mike, 1970-72
 Glisson, Guy, 1969-71
 Glosson, Doug, 1973
 Goldsmith, Joe, 1972-74
 Good, Mike, 1976-79
 Graganella, Jim, 1983
 Graham, Billy, 1953-54
 Graham, Jerry, 1957-58
 Grant, Donald, 1947-48
 Gray, Darryl, 1982, 1984
 Gray Hector, 1978-79
 Gray, Mike, 1968
 Green, Carl, 1953-54
 Green, Larry, 1965-67
 Gridley, Buddy, 1969-71
 Griffin, Chris, 1973-75
 Griffin, Kevin, 1983
 Griggley, Terry, 1984
 Grimes, Fred, 1959-61
 Griner, John, 1952-55
 Gunter, Bill, 1967-68
 Gunter, Cliff, 1961-63
 Gurr, Doug, 1966-68
 Guthrie, Grant, 1967-69

H

Hall, Philip, 1982-83
 Hall, Randy, 1968-70
 Hammond, Kim, 1966-67
 Hanks, David, 1977
 Hanna, Warren, 1981-82
 Hardy, Jack, 1958-60
 Harilee, John, 1961-62
 Harlow, Brian, 1982
 Harmeling, John, 1973, 1976
 Harp, Herbert, 1982-83
 Harris, James, 1979-81
 Harris, Larry, 1980-82
 Harrison, Bruce, 1974-76
 Hart, Ken, 1966-68
 Haskin, Jack, 1947
 Heggie, Bruce, 1983-84
 Heggins, Jimmy, 1974-77
 Henderson, Gerald, 1955-57
 Henderson, Nat, 1977-78
 Hendley, Jim, 1984
 Henry, Ferrell, 1961-64
 Henry, Gary, 1978-80, 1982
 Henson, Bill, 1970-71
 Hermann, Dick, 1962-64
 Herrington, Reggie, 1978-80
 Hester, Jessie, 1981-84
 Hester, Ron, 1980-81
 Hillabrand, Tom, 1960-62
 Hinson, Ron, 1959
 Holloman, Darrin, 1984
 Holt, Joe, 1955-56
 Hood, Larry, 1960-61
 Hooks, Jim, 1957-59
 Hosack, John, 1965-66
 Houston, Rick, 1980
 Howell, Bobby, 1970
 Huff, Gary, 1970-72
 Hughes, Bill, 1968
 Humes, Earl, 1973-74
 Hunt, Charlie, 1970-72
 Hunter, Ivory Joe, 1977-79
 Hurst, John, 1966

I

Ionata, John, 1982-84
 Italiano, Nelson, 1950-52

J

Jackson, Bobby, 1974-77
 Jackson, Lerx, 1983
 Jacobi, Howard, 1971-72
 Jacobs, Greg, 1984
 Jacobs, Charlie, 1956
 Jax, Garth, 1982-84
 Johns, John, 1947-49
 Johnson, Eddie, 1955-57
 Johnson, Greg, 1973-75
 Johnson, Hardis, 1979-80
 Johnson, Homes, 1979
 Johnson, Tony, 1981-83
 Johnson, Wade, 1974-76

Johnson, Wayne, 1967-69
 Johnson, Duke, 1967-69
 Jones, Bob, 1972-74
 Jones, Cedric, 1981-84
 Jones, Cletis, 1983-84
 Jones, Donovan, 1965, 1967
 Jones, Fred, 1983-84
 Jones, Hassan, 1982-84
 Jones, Jerry, 1965-67
 Jones, Keith, 1978-80
 Jones, Larry, 1973
 Jones, Phil, 1973-75
 Jones, Willie, 1975-78
 Jordan, Jimmy, 1976-79

K

Kaiser, Randy, 1973-74
 Kalenich, Steve, 1960-52
 Kestner, Ken, 1958-60
 Key, Larry, 1974-77
 Keyes, Robert, 1976
 Kimber, Bill, 1957-58
 Kincaid, Mike, 1975-78
 Kinderman, Keith, 1961-62
 King, Grady, 1978-80
 King, Ronnie, 1953-54
 Kinnaman, Joe, 1966-67
 Kinsey, Rocky, 1982-84
 Kissam, Larry, 1965-66
 Kissner, Mike, 1974-76
 Klesius, Steve, 1959-61

L

Lamb, Ray, 1958-60
 Lanahan, John, 1969-71
 Lanier, Ken, 1977-80
 Lazzaro, Greg, 1976-77
 Leggett, Jeff, 1974-76
 Leonard, Bud, 1953-56
 Levings, John, 1960-62
 Lewis, Buzzy, 1971-73
 Loftin, Jim, 1962
 Logan, Randy, 1968-69
 Lohse, Bill, 1968-70
 Loner, Frank, 1967-68
 Lopez, Pablo, 1984
 Loucks, Garry, 1972
 Lowrey, Kelly, 1981-83
 Lurie, Howard, 1964-65
 Lyles, Mark, 1976-79

M

McConaughay, John, 1960
 McCormick, Gene, 1959
 McCormick, Tom, 1981-83
 McCoy, Jerome, 1984
 McCrary, Brian, 1982-84
 McCullers, Dale, 1966-68
 McDougal, Tom, 1973
 McDowell, Bill, 1963-65
 McDowell, Gene, 1960-62
 McDuffie, Wayne, 1965-68
 McEachern, Robert, 1968-70
 McGee, Joe, 1957-58
 McGowan, Mike, 1972
 McGowan, Paul, 1984
 McKinnie, J.W., 1969-71
 McKinnon, Bobby, 1973-75
 McKinnon, Dennis, 1980-82
 McLean, John, 1980-83
 McLean, Richard, 1964, 1966
 McLean, Scott, 1979-81
 McMillan, Charles, 1947
 McMillan, Eddie, 1970-73
 McNease, Y.C., 1961-62
 McPhillips, Billy, 1973-76

M

Macek, Mark, 1977-80
 Mack, Kim, 1982-84
 MacKenzie, Dale, 1962-64
 Madden, John, 1978-81
 Magalski, Paul, 1969-71
 Majors, Joe, 1958-59
 Makowiecki, Al, 1953-54
 Makiewicz, James, 1972-73
 Maloy, Rudy, 1973-76
 Mangan, Robert, 1963-66
 Mankins, Jim, 1965-66
 Mann, Ed, 1952
 Manuel Gerald, 1947-49

Massey, Harry, 1953-54
 Massey, Jim, 1963-65
 Mathieson, Steve, 1974-76
 Matt, Prince, 1962-63
 Matthews, Jay Mac, 1965-66
 Mayhew, Martin, 1964
 Mead, Addison, Jr., 1947
 Mendez, Bob, 1966-67
 Merson, Bob, 1980-82
 Merson, Scott, 1982
 Meseroli, Mark, 1976-77
 Meseroli, Scott, 1973-74
 Messinese, James, 1952-54
 Metts, Buck, 1956-57
 Metts, Talmadge, 1953-54
 Middlebrooks, D.L., 1947
 Miles, David, 1971-72
 Miller, Fred, 1973-75
 Milligan, Pat, 1981-83
 Mindlin, Jeremy, 1978-79
 Minor, Roger, 1970-71
 Mitchell, Hodges, 1972-73
 Mobley, Orson, 1982
 Montgomery, George, 1969
 Montgomery, Hal, 1966-68
 Montgomery, Howell, 1966
 Montgomery, John, 1969-71
 Moore, Ron, 1958-59
 Moore, Ron, 1983
 Moran, Terry, 1958
 Moreman, Bill, 1965-67
 Morris, Dan, 1983-84
 Mosley, Ted, 1967-68
 Mowatt, Zeke, 1980-82
 Munroe, Arthur, 1969
 Murdock, Les, 1962-64
 Murphy, John, 1972-74
 Musselman, Bill, 1954-57
 Mustain, Don, 1969
 Meyer, Carl, 1959

N

Newell, Greg, 1984
 Nichols, Gerald, 1982, 1984
 Nicklaus, Steve, 1983
 Nellums, Bob, 1956-57
 Nelson, Lee, 1974-75
 Norris, Brent, 1971

O

Odom, William, 1955-57
 Oglesby, Paul, 1972
 O'Neal, Earl, 1950-52
 O'rear, Rick, 1970-72
 Oriando, Mark, 1973
 Osha, Dwight, 1949-50, 1952-53
 Overby, Roger, 1974-75, 1977

P

Pacifico, Al, 1955-56
 Page, Mike, 1967
 Paige, Lee, 1982
 Pajcic, Gary, 1966-68
 Palermo, John, 1972-73
 Palmer, David, 1984
 Panton, Pete, 1983-84
 Parker, Clint, 1970-72
 Parris, Gary, 1970-73

Parrish, Joe, 1963-65
 Passwaters, Earl, 1972-73
 Pederson, Don, 1968-70
 Peil, John, 1968-69
 Pendleton, Larry, 1966-68
 Pennie, Charles, 1965-66
 Pennie, Frank, 1963-65
 Petko, Joe, 1963-65
 Pickard, Fred, 1958-59
 Pickens, Chuck, 1967
 Pittman, John, 1967-68
 Piurowski, Paul, 1977-80
 Platt, Sam, 1978-80
 Polak, Nat, 1951-52
 Pope, Melvin, Jr., 1957
 Ponder, David, 1980-83
 Portor, Greg, 1974-76
 Pounds, Greg, 1972-73
 Powell, Don, 1954-55
 Prescott, Billy, 1976
 Prestwood, Tom, 1972
 Prichett, Ed, 1963-65
 Prior, Brad, 1976
 Pinzi, Vc, 1954-57
 Proctor, William Lee, 1955

R

Ragins, Smokey, 1973-75
 Raney, Reese, 1971
 Ramsey, Greg, 1977-79
 Ratliff, Floyd, 1967
 Ratliff, Ron, 1970-73
 Reddick, Ernie, 1948-50
 Rander, Ricky, 1981-83
 Rendina, Mike, 1981-82
 Renn, Bobby, 1957-58
 Restivo, Sam, 1981-83
 Reynolds, Burt, 1955, 1957
 Reynolds, Detroit, 1973-76
 Rhodes, Bill, 1966-68
 Rice, Barry, 1968-70
 Rice, Baryl, 1968-70
 Richardson, Ed, 1977-79
 Ridings, Jeff, 1974-76
 Riley, Eric, 1981, 1983-84
 Rimby, Bill, 1969-71
 Riopelle, Jerry, 1983-84
 Risk, Alan, 1975-76
 Rivas, Vc, 1974-76
 Roberson, Ulysses, 1983-84
 Roberts, Gene, 1961-63
 Roberts, Marion, 1961-63
 Roberts, Oscar, 1971-72
 Roberts, Pete, 1965-67
 Robinson, Chuck, 1961-63
 Rodrigue, Ted, 1955-57
 Roe, Ken, 1981-83
 Rogers, Ramon, 1958-59
 Romeo, Tony, 1958-60
 Rountree, Phil, 1947
 Rushing, Tom, 1975-77
 Russom, Kenneth, 1960-62
 Rust, Benny, 1969
 Ryan, Eric, 1980-82

S

Salva, Mark, 1984
 Sammons, Michael, 1968-71

Sanders, Terry, 1976-79
 Sawyer, Bill, 1974-76
 Schmidt, Brian, 1974-78
 Schmidt, Derek, 1984
 Schornburger, Ron, 1954-57
 Scott, Arthur, 1977-80
 Scott, Carlton, 1984
 Scott, Stanley, 1983-84
 Sellar, Ron, 1966-68
 Sexton, Billy, 1973
 Shaw, Bill, 1969-72
 Sheppard, John, 1956-58
 Shinholser, Jack, 1963-65
 Shively, Randy, 1972
 Shumann, Mike, 1974-77
 Simmons, Ron, 1977-80
 Sims, Jim, 1960-62
 Singletary, J. Keith, 1975-76
 Slay, Steve, 1962
 Slicker, Tom, 1960-62
 Smiley, Anthony, 1983-84
 Smith, Abe, 1976-77
 Smith, Barry, 1970-72
 Smith, Mike, 1978-80
 Smith, Tony, 1982-84
 Snell, David, 1970-72
 Snipes, Roosevelt, 1983-84
 Snyder, Dave, 1961-63
 Solomon, Jesse, 1984
 Southwood, Keith, 1984
 Sparkman, Don, 1971-73
 Spivory, John, 1958-59
 Spooner, Phil, 1963-65
 Staab, Ray, 1954
 Stark, Rohn, 1978-81
 Stephens, John, 1964-66
 Stewart, Mike, 1976-77
 Stickland, Larry, 1970-72
 Slight, Eric, 1984
 Strickler, Joe, 1969-71
 Stockton, Andy, 1974-75
 Stockstill, Rick, 1979-81
 Stokes, Jay, 1969-71
 Strauss, Buddy, 1948-49
 Stroud, Todd, 1983-84
 Sumner, Avery, 1962-64
 Sumner, Walter, 1966-68
 Swantic, Len, 1954-57
 Swoszowski, Bob, 1958-60
 Sytsma, Henry, 1962
 Szczepanik, Vc, 1949-52

T

Taylor, Henry, 1981-84
 Taylor, Jimmy Lee, 1950-53
 Taylor, Rick, 1983
 Taylor, Thurston, 1965-67
 Tensi, Steve, 1962-64
 Terry, Nat, 1976-77
 Thames, Jon, 1973-76
 Tharpe, Al, 1947-48
 Thomas, Danny, 1968
 Thomas, Eric, 1983-84
 Thomas, James, 1970-72
 Thomas, Rudy, 1974-76
 Thompson, Jim, 1982-84
 Thompson, Roy, 1950-52
 Thompson, Weegie, 1981-83

Trado, Jim, 1954
 Trancygier, Ed, 1960
 Turk, Richard, 1950-52
 Tyre, Bill, 1961-62
 Tyson, Jim, 1968-70

U

Ulmer, Al, 1958-59
 Unglaub, Kurt, 1976-79
 Ulrich, Bob, 1963-64
 Urquhart, Whitney, 1948-49

V

Verbinski, Joe, 1959-61
 Versprille, Pat, 1956
 Vohun, Frank, 1967-69
 Voltapetti, Barry, 1980-81

W

Wachtel, John, 1961-64
 Walker, Clyde, 1975-77
 Walker, Stan, 1967-69
 Wallace, Lou, 1957
 Wallace, Ron, 1968-70
 Wallace, Wade, 1978-79
 Waller, H.T., 1966
 Warren, Scott, 1976-79
 Warren, Terry, 1984
 Warren, Tommy, 1968-70
 Weaver, Billy, 1955-57
 Wesley, Gil, 1977-79
 West, Tom, 1962-64
 Wessel, Joe, 1982-84
 Wetherell, T.K., 1964-67
 Wettstein, Max, 1963-65
 Wheeler, Tom, 1982-83
 Whigham, Frank, 1970-71
 White, Gaylon, 1984
 White, Tom, 1969-70
 Whitehurst, Dan, 1970-72
 Widner, Terry, 1982-83
 Williams, Blair, 1981-82
 Williams, Brian, 1981-84
 Williams, Del, 1964-66
 Williams, Dick, 1948
 Williams, Eric, 1984
 Williams, Isaac, 1982-84
 Williams, Phil, 1978-81
 Williams, Ricky, 1979-82
 Williams, Waldo, 1975-76
 Williamson, Larry, 1965-66
 Wilmot, Horace, 1983
 Whitehead, Bud, 1958-60
 Whiting, Mike, 1978-81
 Wodrich, Bob, 1950-51
 Woodham, Wally, 1977-79
 Woolford, Gary, 1975-76

Y

Young, Tommy, 1981-82

Z

Zaffran, Ted, 1969
 Zion, Harvey, 1966-68

The Bob Crenshaw Award




Given in memory of Robert E. (Bob) Crenshaw, 1955, Florida State football captain and student leader who was killed in a jet crash in 1958, the plaque's inscription reads: "To the Football Player With the Biggest Heart." The recipient is chosen by his teammates as the man who best exemplified the "qualities that made Bob Crenshaw an outstanding football player and person."

1958—Al Ulmer, Guard
 1959—Ramon Rogers, Center
 1960—Abner Bigbee, Fullback
 1961—Paul Andrews, Fullback
 1962—Jim Sims, Tackle
 1963—Larry Brinkley, Fullback
 1964—Dick Herrmann, Linebacker
 1965—Howard Ehler, Defensive Back
 1966—Ed Pope, Guard
 1967—Kim Hammond, Quarterback
 1968—Billy Gunter, Running Back
 1969—Stan Walker, Guard
 1970—Bill Lohse, Linebacker
 1971—Bill Henson, Defensive Tackle


1972—Allen Dees, Center
 1973—Steve Bratton, Defensive End
 1974—Jeff Gardner, Offensive Guard
 1975—Lee Nelson, Defensive Back
 1976—Joe Camps, Defensive Back
 1977—Aaron Carter, Linebacker
 1978—Scott Warren, Defensive End
 1979—Greg Futch, Offensive Tackle
 1980—Monk Bonasorte, Defensive Back
 1981—Barry Voltapetti, Offensive Tackle
 1982—Blair Williams, Quarterback
 1983—Tom McCormick, Center
 1984—Todd Stroud, Noseguard

Year By Year Record

Ed Williamson (1947)
Ed Williamson was appointed Florida State's first coach just a few weeks before the inaugural football season. He had no stadium, no scholarships and not even a nickname for his team. With only 45 ex-high school players, his teams came close to winning three games that year although it ended with an 0-5-0 record. Williamson did not receive any pay for coaching the team.

1947-(0-5)	FSU	FOE
Stetson (H)	6	14
Cumberland (A)	0	6
Tennessee Tech (H)	6	27
Troy State (H)	6	36
Jacksonville State (H)	0	7
	18	90



Don Veller (1948-52)
Don Veller won 30 of his first 34 games as head coach at FSU before the Seminoles began playing a major college schedule. His five-year overall record was 31-12-1 and included an undefeated 8-0 season in 1950. That was also the year the Tribe moved into Dock Campbell Stadium. Veller, who still resides in Tallahassee, produced the second-highest winning percentage of all FSU coaches (.716). He is credited by many as laying the early foundation for the FSU football program.

1948-(7-1)	FSU	FOE
Cumberland (H)	30	0
Erskine (A)	6	14
Millsaps (A)	7	6
Stetson (A)	18	7
Mississippi College (H)	26	6
Livingston State (H)	12	6
Troy State (A)	20	13
Tampa (H)**	33	12
	152	64


1949-(9-1)	FSU	FOE
Whiting Field (H)	74	0
Mississippi College (A)	33	12
Erskine (H)	26	7
Sewanee (A)	6	0
Stetson (H)	33	14
Livingston State (A)	6	13
Millsaps (H)**	40	0
Tampa (A)	34	7

Troy State (H)	20	0
CIGAR BOWL		
Wofford (N)	19	6
	291	59

1950-(8-0)	FSU	FOE
Troy State (A)	26	7
Randolph Macon (H)	40	7
Howard (H)	20	6
Newberry (A)	24	0
Sewanee (H)**	14	8
Stetson (A)	27	7
Mississippi College (H)	33	0
Tampa (H)	35	19
	219	54

1951-(6-2)	FSU	FOE
Troy State (H)	40	0
Miami (Fla.) (A)	13	35
Delta State (H)	34	0
Sul Ross State (H)	35	13
Stetson (H)**	13	10
Jacksonville Navy (A)	39	0
Wofford (H)	14	0
Tampa (H)	6	14
	194	72

1952-(1-8-1)	FSU	FOE
Louisiana Tech (H)	13	32
Louisville (H)	14	41
VMI (H)	7	28
N. Carolina State (A)	7	13
Stetson (N)	6	6
Mississippi So. (H)	21	50
Furman (H)**	0	9
Georgia Tech (A)	0	30
Wofford (A)	27	13
Tampa (H)	6	39
	101	261



Tom Nugent (1953-58)
Tom Nugent had a successful coaching stint at Florida State, as indicated by his 34-28-1 record in his six years at the Seminole helm. Florida State participated in two bowl games during Nugent's tenure and for the first time, in 1958, Florida State and Florida met on the football field. Nugent also served as athletic director while he was head coach of the Seminoles.

1953-(5-5)	FSU	FOE
Miami (Fla.) (A)	0	27
Louisville (H)	59	0
Abilene Christian (H)	7	20
Louisiana Tech (A)	21	32
VMI (H)	12	7
Mississippi So. (A)	0	21
Furman (H)	7	14
Stetson (H)**	13	6
N. Carolina State (H)	23	13
Tampa (A)	41	6
	183	146

1954-(8-4)	FSU	FOE
Georgia (H)	0	14
Abilene Christian (H)	0	13
Louisville (A)	47	6
Villanova (H)	52	13
N. Carolina State (A)	13	7
Auburn (A)	0	33
VMI (A)	33	19
Furman (H)**	33	14
Stetson (A)	47	6
Mississippi So. (H)	19	18
Tampa (A)	13	0
SUN BOWL		
Texas Western (A)	20	47
	277	190

1955-(5-5)	FSU	FOE
N. Carolina State (H)	7	0
Miami (Fla.) (A)	0	34
Virginia Tech (H)	20	24
Georgia (H)	14	47
Georgia Tech (A)	0	34
Villanova (H)	16	13
Furman (A)	19	6
The Citadel (H)**	39	0
Mississippi So. (A)	6	21
Tampa (A)	26	7
	147	186

1956-(5-4-1)	FSU	FOE
Ohio University (H)	47	7
Georgia (A)	0	3
Virginia Tech (H)	7	20
N. Carolina State (A)	14	0
Wake Forest (H)**	14	14
Villanova (A)	20	13
Miami (Fla.) (A)	7	20
Furman (H)	42	7
Mississippi So. (H)	20	19
Auburn (A)	7	13
	178	116

1957-(4-6)	FSU	FOE
Furman (H)	27	7
Boston College (A)	7	20
Villanova (A)	7	21
N. Carolina State (H)	0	7
Abilene Christian (H)	34	7
Virginia Tech (H)**	20	7
Miami (Fla.) (H)	13	40
Mississippi So. (A)	0	20
Auburn (H)	7	29
Tampa (A)	21	7
	136	165

1958-(7-4)	FSU	FOE
Tennessee Tech (H)	22	7
Furman (H)	42	6
Georgia Tech (A)	3	17
Wake Forest (H)	27	24
Georgia (N)	13	28
Virginia Tech (H)	28	0
Tennessee (A)	10	0
Tampa (H)**	43	0
Miami (Fla.) (A)	17	6
Florida (A)	7	21
BLUEGRASS BOWL		
Oklahoma State (N)	6	15
	218	124



Perry Moss (1959)

Moss was one of two FSU coaches who spent only a year at the school.

In his only season, FSU produced a 4-6-0 record. Midway through the season, reports were published that Moss would leave to join the Montreal Alouettes of the Canadian Football League. True to that report, Moss departed after a brief year at the Tallahassee school.

1959-(4-6)	FSU	FOE
Wake Forest (H)	20	22
The Citadel (H)	47	6
Miami (Fla.) (H)	6	7
Virginia Tech (A)	7	6
Memphis State (A)	6	16
Richmond (A)	22	6
Georgia (A)	0	42
William & Mary (H)**	0	9
Florida (A)	8	18
Tampa (H)	33	0
	149	132



Bill Peterson (1960-70)

Bill Peterson arrived in Tallahassee with football in deep trouble. When he

left 11 years and four bowl games later, he had become the most significant coach in the first quarter of a century of Seminole football. Under "Pete" the Seminoles were 62-42-11. The most memorable Peterson year was 1964 when that squad, featuring the "Seven Magnificents", went 9-1 and recorded the first ever win over the Florida Gators. Peterson, after serving as color commentator on the Seminole Sports Network for the past few years, is now athletic director of the University of Central Florida.

1960-(3-6-1)	FSU	FOE
Richmond (H)	28	0
Florida (A)	0	3
Wake Forest (H)	14	6
The Citadel (A)	0	0
Mississippi So. (A)	13	15
William & Mary (H)	22	0
Kentucky (H)**	0	23
Miami (Fla.) (A)	7	25
Houston (H)	6	7
Auburn (A)	21	57
	111	136

1961-(4-5-1)	FSU	FOE
George Washington (A)	15	7
Florida (A)	3	3
Mississippi (A)	0	33
Georgia (H)	3	0
Richmond (H)	13	7
Virginia Tech (A)	7	10
Kentucky (A)	0	20
The Citadel (H)	44	8
Mississippi So. (H)**	0	12
Houston (A)	8	28
	93	128

1962-(4-3-3)	FSU	FOE
The Citadel (H)	49	0
Kentucky (A)	0	0
Furman (H)	42	0
Miami (Fla.) (A)	6	7
Georgia (A)	18	0
VPI (H)	20	7
Houston (H)**	0	7
Georgia Tech (A)	14	14
Florida (A)	7	20
Auburn (A)	14	14
	170	69

1963-(4-5-1)	FSU	FOE
Miami (Fla.) (H)	24	0
Texas Christian (H)	0	13
Wake Forest (H)	35	0
So. Mississippi (A)	0	0
Virginia Tech (H)	23	31
Furman (H)	49	6
Georgia Tech (A)	7	15
N. Carolina State (H)**	14	0
Auburn (A)	15	21
Florida (A)	0	7
	167	93

1964-(9-1-1)	FSU	FOE
Miami (Fla.) (A)	14	0
Texas Christian (A)	10	0
New Mexico State (H)	36	0
Kentucky (H)**	48	6
Georgia (A)	17	14
Virginia Tech (A)	11	20
So. Mississippi (H)	34	0
Houston (A)	13	13
N. Carolina State (H)	28	6
Florida (H)	16	7

GATOR BOWL	FSU	FOE
Oklahoma (N)	36	19
	263	85

1965-(4-5-1)	FSU	FOE
Texas Christian (A)	3	7
Baylor (H)	9	7
Kentucky (A)	24	26
Georgia (H)	10	3
Alabama (A)	0	21
Virginia Tech (H)	7	6
Wake Forest (H)**	35	0
N. Carolina State (A)	0	3
Houston (H)	16	16
Florida (A)	17	30
	121	119

1966-(6-5)	FSU	FOE
Houston (H)	13	21
Miami (Fla.) (A)	23	20
Florida (H)	19	22
Texas Tech (A)	42	33
Mississippi State (H)	10	0
Virginia Tech (A)	21	23
South Carolina (A)	32	10
Syracuse (A)	21	37
Wake Forest (H)**	28	0
Maryland (H)	45	21

SUN BOWL	FSU	FOE
Wyoming (N)	20	28
	274	215

1967-(7-2-2)	FSU	FOE
Houston (A)	13	33
Alabama (A)	37	37
N. Carolina State (H)	10	20
Texas A&M (A)	19	18
South Carolina (H)	17	0
Texas Tech (H)**	28	12
Mississippi State (H)	24	12
Memphis State (A)	26	7
Virginia Tech (H)	38	15

Florida (A)	21	16
GATOR BOWL		
Penn State (N)	17	17
	250	187

1968-(8-3)	FSU	FOE
Maryland (A)	24	14
Florida (H)	3	9
Texas A&M (H)	20	14
Memphis State (H)	20	10
South Carolina (A)	35	28
Virginia Tech (H)	22	40
Mississippi State (A)	27	14
N. Carolina State (A)	48	7
Wake Forest (H)**	42	24
Houston (N)	40	20

PEACH BOWL	FSU	FOE
LSU (N)	27	31
	308	211

1969-(6-3-1)	FSU	FOE
Wichita State (H)	24	0
Miami (Fla.) (A)	16	14
Florida (A)	6	21
Tulsa (A)	38	20
Mississippi State (H)	20	17
South Carolina (H)**	34	9
Virginia Tech (A)	10	10
Memphis State (H)	26	28
N. Carolina State (H)	33	22
Houston (H)	27	31
	220	182

1970-(7-4)	FSU	FOE
Louisville (H)	9	7
Georgia Tech (H)	13	23
Wake Forest (H)	19	14
Florida (H)	27	38
Memphis State (A)	12	16
South Carolina (A)	21	13
Miami (Fla.) (A)	27	3
Clemson (H)	38	13
Virginia Tech (H)**	34	8
Kansas State (H)	33	7
Houston (N)	21	53
	254	195



Larry Jones (1971-73)

Larry Jones compiled a 15-19 record in his three years at the Seminole helm.

In his first two seasons, the popular coach led his teams to a 15-8 record but he is probably remembered most for the following season when his team did not win a game and lost 11. Jones is now an athletic administrator at Louisiana State.


1971-(8-4)	FSU	FOE
So. Mississippi (N)	24	9
Miami (Fla.) (A)	20	17
Kansas (H)	30	7
Virginia Tech (A)	17	3
Mississippi State (H)**	27	9
Florida (A)	15	17
South Carolina (H)	49	18
Houston (A)	7	14
Georgia Tech (A)	6	12
Tulsa (H)	45	10
Pittsburgh (H)	31	13

FIESTA BOWL	FSU	FOE
Arizona State (A)	38	45
	309	174

Records

1972-(7-4)	FSU	FOE
Pittsburgh (A)	19	7
Miami (Fla.) (A)	37	14
Virginia Tech (H)	27	15
Kansas (A)	44	22
Florida (H)	13	42
Mississippi State (N)	25	21
Colorado State (H)**	37	0
Auburn (A)	14	27
Houston (H)	27	31
Tulsa (H)	23	21
South Carolina (A)	21	24
	287	224

1973-(0-11)	FSU	FOE
Wake Forest (A)	7	9
Kansas (H)	0	28
Miami (Fla.) (H)	10	14
Baylor (A)	14	21
Mississippi State (H)	12	37
Memphis State (H)**	10	13
San Diego State (A)	17	38
Houston (A)	3	34
Virginia Tech (A)	13	36
South Carolina (H)	12	52
Florida (A)	0	49
	98	331



Darrell Mudra (1974-75)
 Darrell Mudra was a successful coach before arriving at Florida State and he was successful after he left. But during his two years in Tallahassee, his record was 4-18-0. Mudra inherited an 0-11 team and wasn't able in two years to bring the program back in to the glory years it had enjoyed under Bill Peterson. Mudra, who coached from the press box instead of the sidelines, is head coach at Northern Iowa.

1974-(4-10)	FSU	FOE
Pittsburgh (H)	6	9
Colorado State (H)	7	14
Kansas (A)	9	40
Baylor (H)	17	21
Alabama (A)	7	8
Florida (H)	14	24
Auburn (A)	6	38
Memphis State (A)	14	42
Miami (Fla.) (A)	21	14
Virginia Tech (H)**	21	56
Houston (H)	8	23
	120	289

1975-(3-8)	FSU	FOE
Texas Tech (A)	20	31
Utah State (H)	17	8
Iowa State (H)	6	10
Georgia Tech (A)	0	30
Virginia Tech (A)	10	13
Florida (A)	8	34
Auburn (H)	14	17
Clemson (A)	43	7
Memphis State (H)	14	17
Miami (Fla.) (H)**	22	24
Houston (A)	33	22
	187	213



Bobby Bowden (1976-Present)
 In his first nine years as Seminole head coach, Bowden has become FSU's most popular and all-time winningest coach. He took over a Florida State program in 1976 that had gone 4-29 in the previous three years and transformed it into a household name that has become synonymous with football excellence. His record now stands at 73-30-2 for nine years, good enough for a winning percentage of .705. Bowden has taken the Seminoles to six straight bowl games, including two New Year's Day contests—the first in FSU history—and his teams have earned top 10 rankings four times.

1976-(5-6)	FSU	FOE
Memphis State (A)	12	21
Miami (Fla.) (A)	0	47
Oklahoma (A)	9	24
Kansas State (H)	20	10
Boston College (A)	28	9
Florida (H)	26	33
Auburn (A)	19	31
Clemson (H)	12	15
So. Mississippi (H)**	30	27
N. Texas State (A)	21	20
Virginia Tech (H)	28	21
	205	258

1977-(10-2)	FSU	FOE
So. Mississippi (A)	35	6
Kansas State (A)	18	10
Miami (Fla.) (H)	17	23
Oklahoma State (A)	25	17
Cincinnati (H)	14	0
Auburn (H)	24	3
N. Texas State (H)**	35	14
Virginia Tech (A)	23	21
Memphis State (H)	30	9
San Diego (A)	16	41
Florida (A)	37	9

TANGERINE BOWL	FSU	FOE
Texas Tech (N)	40	17
	314	170

1978-(8-3)	FSU	FOE
Syracuse (A)	28	0
Oklahoma State (H)	38	20
Miami (Fla.) (A)	31	21
Houston (H)	21	27
Cincinnati (H)	26	21
Mississippi St. (A)	27	55
Pittsburgh (A)	3	7
So. Mississippi (A)	38	16
Virginia Tech (H)	24	14
Navy (H)**	38	6
Florida (H)	38	21
	312	208

1979-(11-1)	FSU	FOE
So. Mississippi (H)	17	14
Arizona State (N)	31	3
Miami (Fla.) (H)	40	23
Virginia Tech (A)	17	10
Louisville (A)	27	0
Mississippi State (H)	17	6
Louisiana State (A)	24	19
Cincinnati (A)	26	21
South Carolina (H)**	27	7
Memphis State (H)	66	17
Florida (A)	27	16

ORANGE BOWL	FSU	FOE
Oklahoma (N)	7	24
	326	160

1980-(10-2)	FSU	FOE
Louisiana State (A)	16	0
Louisville (H)	52	0
East Carolina (H)	63	7
Miami (Fla.) (A)	9	10
Nebraska (A)	18	14
Pittsburgh (H)	36	22
Boston College (H)	41	7
Memphis State (A)	24	3
Tulsa (H)	45	2
Virginia Tech (H)	31	7
Florida (H)	17	13

ORANGE BOWL	FSU	FOE
Oklahoma (N)	17	18
	352	85

1981-(6-5)	FSU	FOE
Louisville (H)	17	0
Memphis State (H)	10	5
Nebraska (A)	14	34
Ohio State (A)	36	27
Notre Dame (A)	19	13
Pittsburgh (A)	14	42
Louisiana State (A)	38	14
Western Carolina (H)	56	31
Miami (H)	19	27
Southern Mississippi (H)	14	58
Florida (A)	3	35
	240	286

1982-(9-3)	FSU	FOE
Cincinnati (H)	38	31
Pittsburgh (H)	17	37
Southern Mississippi (A)	24	17
Ohio State (A)	34	17
Southern Illinois (H)	59	8
East Carolina (H)	56	17
Miami (A)	24	7
South Carolina (A)	56	26
Louisville (H)	49	14
Louisiana State (A)	21	55
Florida (H)	10	13

GATOR BOWL	FSU	FOE
West Virginia (N)	31	12
	388	254

1983 (7-5)	FSU	FOE
East Carolina (H)	47	46
Louisiana State (A)	40	35
Tulane (A)	28	34
Auburn (A)	24	27
Pittsburgh (A)	16	17
Cincinnati (H)	43	17
Louisville (H)	51	7
Arizona State (A)	28	26
South Carolina (H)	45	30
Miami (H)	16	17
Florida (A)	14	53

PEACH BOWL	FSU	FOE
North Carolina (N)	28	3
	381	312

1984 (7-3-2)	FSU	FOE
East Carolina (H)	47	17
Kansas (A)	42	16
Miami (A)	38	3
**Temple (H)	44	27
Memphis State (A)	17	17
Auburn (H)	41	42
Tulane (H)	27	6
Arizona State (A)	52	44
South Carolina (A)	26	38
Tennessee-Chattanooga (H)	37	0
Florida (H)	17	27

CITRUS BOWL	FSU	FOE
Georgia (N)	17	17
	406	254

**Homecoming

Bowl Games in Review



Records

1950 Cigar Bowl Florida State 19, Wofford 6

TAMPA, Fla. (Jan. 2, 1950)—Red Parrish scored twice and Buddy Strauss rushed for 132 yards to give underdog Florida State a 19-6 win over Wofford in the Cigar Bowl football game.

The victory was a come-from-behind effort by the Seminoles as the Terriers scored only moments into the contest to make the score 6-0. That touchdown came when Wofford defenders blocked a Bo Manuel punt and recovered it in the end zone. The extra point attempt was no good.

For the balance of the first quarter, Florida State mounted several drives that stalled around midfield while Wofford netted virtually nothing offensively. Early in the second period, however, Wofford had its first real threat. It died on the Seminoles' 16-yard-line when Bill Dawkins intercepted a pass and returned it to the Terrier 20. Shortly after, Parrish bolted to the Tribe's initial touchdown that tied the score at 6-6.

Late in the half the Seminoles got cranked up again. Strauss busted up the middle for a 15-yard gain and an interference penalty pushed Florida State into Wofford territory. On the next play Parrish lofted a left-handed halfback pass to Norman Eubanks who made a spectacular catch and the extra point sent the Seminoles to the locker room with a 13-6 lead.

The third period was a dogged defensive battle with no serious scoring threats. But in the final period FSU pinned Wofford deep in its own territory with a 63-yard Manuel punt. After the Terriers fumbled on their own eight, the Seminoles were unable to cash in as Parrish came up a foot short on fourth down.

Unable to move the ball out of the deep hole, Wofford was forced to punt giving the Seminoles excellent field position with only minutes remaining. This time Don Veller's team wasted no time cashing in. With only seconds showing on the clock, Parrish sliced in from the five and Florida State had a 19-6 upset victory.

1955 Sun Bowl Texas Western 47, Florida State 20

EL PASO, Tex. (Jan. 1, 1955)—Florida State's defense collapsed in the second quarter allowing Texas Western to move well ahead and capture a 47-20 Sun Bowl victory.

With the score tied 7-7 at the end of the first period, the underdog Miners put together a magnificent 28-point quarter that buried the Seminoles on this steamy January afternoon. Texas Western quarterback John Griner ran the option to perfection in that second quarter, and the Seminoles, fighting a blinding sun and the high altitude, just couldn't keep pace.

After leading 7-0 in the first four minutes of this 20th renewal of the Sun Bowl the Seminoles allowed the aroused Miners to tie the score late in the period. On the first play of the second quarter, Florida State fumbled on its own 24 and Texas Western needed only two plays to grab its first lead of the day. That touchdown came on a nifty run by Miner ace Jesse Whittenton.

At that point the flood gates opened. Tom Nugent's Seminoles made three more costly mistakes in the quarter that led directly to Texas Western touchdowns and the homestanding Miners eased into the locker room with a 34-7 advantage.

In the final half, the Miners ran the count to 41-7 before the Tribe managed to get on the board for the second time in the afternoon. Quarterback Len Swantic led a third quarter drive that was sparked by a 43-yard touchdown pass to Tom Feamster. But Western wasted no time in countering that Seminole score. On the next kickoff, Bob Forrest raced 95 yards for the final Miner touchdown of the day.

The Seminoles were able to tack on a final tally in the fourth period. Harry Massey hit Bill Odom on a 16-yard pass play for the score.

1958 Bluegrass Bowl Oklahoma State 15, Florida State 6

LOUISVILLE, Ky. (Dec. 13, 1958)—A frantic fourth-quarter comeback was not to be as Florida State couldn't fight off the bitter cold and Oklahoma State went home with a 15-6 victory in the only Bluegrass Bowl ever played.

A crowd of just over 7,000 was able to brave the 10-degree weather for the first-ever meeting between the two schools. Players on both teams wore tennis shoes in an effort to combat the frozen turf. It was the Seminoles' first nationally televised game and a relatively obscure Howard Cosell handled the color that day.

Florida State got off to a good start in this one, mounting two drives deep into OSU territory. Both times it came up empty-handed though as field goal attempts from the 16 and 23 fell short.

Oklahoma State managed to dent the scoreboard early in the second quarter as swift halfback Duane Wood sprinted in from the Florida State 17.

Unable to get anything going in that second period, the Seminoles were forced to rely on their defense. The last assault came in the final two minutes of the half. The Cowboys drove inside the Florida State five and on fourth down with 1:15 left, FSU's Ron Hinson stopped Forrest Campbell one foot from paydirt. That sent the clubs to the locker room with the score 7-0.

Early in the third period the Seminoles did themselves in with a pair of fumbles. The second miscue set up the Cowboys at the Florida State 39. It took 10 plays but Wood finally scored his second touchdown and then caught a two-point conversion to make it 15-0.

1965 Gator Bowl Florida State 36, Oklahoma 19

JACKSONVILLE, Fla. (Jan. 2, 1965)—A brilliant passing combination of Steve Tensi and Fred Biletnikoff rewrote the Gator Bowl record book and gave the upstart Seminoles an impressive 36-19 victory over Oklahoma in this post season event.

The Florida State victory will long be remembered as one of the greatest passing shows in the history of college football. Tensi completed 23 of 36 passes for 303 yards and five touchdowns while Biletnikoff hauled in 13 for 192 yards and four TDs. Both players signed professional contracts on the field at the completion of the game.

Oklahoma claimed the first break of the day as Tensi was intercepted. The Sooners marched to the Seminole 34 but on third down FSU defensive back Howard Ehler picked off an OU pass and sailed 63 yards for the initial touchdown. Later in the quarter the Sooners came back to claim the lead 7-6 but that lead lasted only as long as it took the Tribe to move 90 yards.

Phil Spooner was instrumental in the drive and Tensi continued to pick the OU defense apart. From the 15, Tensi hit Biletnikoff for a 12-7 lead. Twice more before the intermission, Tensi found Biletnikoff for touchdowns. The first score followed a George D'Allesandro fumble recovery and the second came on a long drive against the clock. The halftime score was 24-7.

Early in the second half Oklahoma recovered a Seminole fumble and cut the lead to 24-13, but as the third period drew to a close the Seminoles executed an 82-yard drive. On the last play

of the quarter Tensi hit Don Floyd in the Oklahoma end zone for the touchdown.

With 10 minutes left and the score at 30-19, it was time for the Seminole defense to take over. Two drives late in the game came up short for the Sooners and finally FSU tacked on its final TD—a 14-yard Tensi-to-Biletnikoff toss that made it 36-19.

1966 Sun Bowl Wyoming 28, Florida State 20

EL PASO, Tex. (Dec. 24, 1966)—Florida State's vaunted passing attack was not enough to overcome a stingy Wyoming defense and the Seminoles fell 28-20 in their second try for a Sun Bowl title.

Though the Seminoles got a couple of early breaks it was the Cowboys who first drew blood. The initial score came on a Jim Kiick plunge and the score stood 7-0 at the end of the first period. Florida State bounced back, however, as Bill Moreman fell on a Vic Washington fumble and FSU had the ball at the Wyoming 49. From there Kim Hammond found Ron Sellers for the tying touchdown.

The Seminoles managed to grab the lead in the game shortly before the intermission. This time Hammond hit T.K. Wetherell behind the Cowboy secondary for a 54-yard scoring strike. At the half it was 14-7.

It didn't take long for the Cowboys to tie the score. Early in the second half Wyoming quarterback Rick Egloff found Jerry Marion for a 39-yard touchdown. Late in the third quarter the Cowboys went ahead to stay. Kiick, who gained 135 yards on 23 carries, picked up 43 of them on a touchdown run that gave the Cowboys a 21-14 lead.

Florida State made a last-ditch attempt to regain a part of the lead as time ticked away in the final quarter. Hammond hit Ron Sellers in Wyoming territory. As the lanky receiver was hit, he fumbled the ball and it was recovered by teammate Chip Glass at the Cowboy five. But the tenacious Wyoming defense held in the final three minutes. From there Wyoming used a pair of 15-yard penalties and the running of Kiick to drive to the FSU 14 in the waning minutes. Egloff scampered into the end zone for the final Cowboy touchdown.

1967 Gator Bowl Florida State 17, Penn State 17

JACKSONVILLE, Fla. (Dec. 30, 1967)—Penn State jumped to a commanding 17-point lead at intermission but Florida State battled back in the second half to gain an exciting 17-17 tie.

The Seminoles received the kickoff but were stalled at the Penn State 25. The Lions fumbled after one play but an intercepted pass gave them the ball back and they got the first score on a 27-yard field goal by Tom Sherman in the closing minutes of the first quarter.

Late in the second period Sherman passed to Jack Curry on a 10-yard touchdown play and then came back to hit All-American tight end Ted Kwalick with seconds remaining in the half. The Seminoles were completely stopped before intermission as Penn State threw up a stingy defense that kept Kim Hammond and his mates at bay.

The momentum changed in the second half, however. Penn State received the kick but was forced to punt. The Tribe drove quickly to the Lion one but couldn't punch the ball in. However, on the next series, the Lions gambled on fourth down at their own 15 and the Seminole defense held. Three plays later Hammond passed to Ron Sellers for the initial Florida State score.

When Lion halfback Charlie Pittman fumbled the ball on the kickoff the Seminoles were back in business at the Penn State 22. Passes to Sellers and Bill Moreman moved the ball to the one and from there Hammond took it on himself to cut the lead to 17-14.

With just over a minute to play in the game, Hammond directed a picture-perfect drive from the Seminole 31 to the Penn State 15. There Florida State was faced with a fourth-and-five situation with 17 seconds remaining. Coach Bill Peterson decided to go for the sure three points and a tie rather than to risk a 17-14 loss. Grant Guthrie booted the field goal and the 1967 Gator Bowl had co-champions.

1968 Peach Bowl Louisiana State 31, Florida State 27

ATLANTA, Ga. (Dec. 30, 1968)—Competing in its fourth consecutive bowl game, Florida State couldn't outscore Louisiana State and the Seminoles fell 31-27 in a soggy game that initiated Atlanta's Peach Bowl.

The Seminoles had been considered a slight favorite in the game until the teams took the field for the pre-game warmups. It was at that point that the rain began to fall and it didn't let up until the final minutes of the contest played at Georgia Tech's Grant Field.

Despite the rain, the Seminoles wasted little time getting on the scoreboard. LSU won the toss but the Tigers bobbed the ball and FSU's John Crowe pounced on the loose ball at the Tiger 36. Tom Bailey swept around right end on the games' first play from scrimmage and went all the way for the touchdown.

That was the only score of the first period, however, as the heavy rain hampered both teams. In the first period, the Seminoles recovered two more LSU fumbles and intercepted a Tiger pass.

Early in the second period Bill Cappleman capped a 75-yard drive with a 21-yard touchdown pass to Bill Gunter that gave the Tribe a 13-0 lead. LSU's first score came midway through the second period on a 39-yard punt return of a stray Bill Cheshire kick. A 32-yard field goal in the waning minutes of the half cut the Seminole lead to 13-10 at intermission.

The Tigers came roaring back in the third period and a pair of touchdowns staked them to a 24-13 lead. But the Seminoles were not finished. A fourth-quarter Cappleman to Sellers pass brought Florida State within five and with 6:15 left in the game it went on top 27-24 with a Cappleman-Sellers aerial and a two-point conversion pass to Chip Glass.

1971 Fiesta Bowl Arizona State 45, Florida State 38

TEMPE, Ariz. (Dec. 27, 1971)—In one of the most dazzling offensive shows in bowl history, Arizona State managed to score with 34 seconds remaining in the game to capture the first ever Fiesta Bowl 45-38.

Over 51,000 partisan Arizona State fans crowded into Sun Devil Stadium and Ray Scott was on hand to call the shots over a 140-station TV network. Florida State's initial drive stalled and Arizona State wasted no time in grabbing a 7-0 lead. FSU's Barry Smith brought the kickoff back 49 yards and like lightning Gary Huff and his mates tied the score. Huff's passes put the Tribe at the one and from there Paul Magalski got the six points.

Thirty-two points went on the board in the second quarter. The locals drew first blood but soon a field goal by Frank Fontes moved the Seminoles to within one at 14-13. The momentum seemed to swing to Florida State as it raced 63 yards on a later drive and added a two-point conversion to lead 21-14. With just over two minutes left in the half ASU's Danny White hit Steve Holden for a 55-yard scoring pass that tied it at 21-21.

But, at that point the Seminoles proved they had come to play. Huff put on a brilliant passing display, hitting Kent Gaydos for 46 yards to the Sun Devil 10. With time running out, Rhett Dawson snared his second touchdown pass of the day to give the Tribe a 28-21 lead at halftime.

The third quarter was all Arizona State. Holding the ball almost the entire quarter, the Sun Devils put 10 points on the board and led 31-28 heading into the final stanza. Early in that last quarter Florida State culminated a 75-yard drive with a field goal to tie the game 31-31. On an exchange of punts, Holden hurt the Seminoles again. This time he returned a Dwane Carroll punt 63 yards for a touchdown. Florida State came back to tie the game again as Dawson made a sensational touchdown grab between two defenders with 4:44 left in the contest.

A final ASU drive resulted in a Woody Green score with 34 seconds left to provide the final margin.

1977 Tangerine Bowl Florida State 40, Texas Tech 17

ORLANDO, Fla. (Dec. 23, 1977)—Florida State, making its first bowl appearance in seven years, demolished Texas Tech, 40-17, in the 32nd Tangerine Bowl.

A record-breaking crowd of 44,502 witnessed almost total domination by the Seminoles, who became the only Division I school currently playing major college football in Florida to achieve 10 victories in a single season.

FSU jumped ahead with 5:50 remaining in the opening quarter on a 23-yard Dave Cappelen field goal. It stayed that way until Mike Mock of Texas Tech evened the count with a 24-yarder early in the second quarter. At that point however, the Seminoles took over. It was a 93-yard kickoff return by Larry Key following the Tech field goal that gave the Seminoles the lead for good.

Later in the same quarter, quarterback Jimmy Jordan found tight end Grady King on a 37-yard scoring pass that boosted the Seminole lead to 16-3 at intermission.

The Seminoles continued to add to their cushion in the third quarter. First Jordan found Mike Shumann with a 40-yard scoring toss. Next Cappelen booted a 22-yard field goal. That made it 27-3.

Tech returned to the board with 7:46 remaining in the quarter on a 44-yard scoring pass to make it 27-9. The count remained that way until Wally Woodham found Roger Overby on a 15-yard scoring toss to increase the Seminole lead with just 3:34 left.

Neither team was through yet, however. Tech came back to score on a 21-yard run by Billy Taylor and with just 48 seconds remaining, FSU completed the scoring on a 44-yard pass involving Woodham and Chip Sanders.

1980 Orange Bowl Oklahoma 24, Florida State 7

MIAMI, Fla. (Jan. 1, 1980)—Julius Caesar Watts and Heisman Trophy winner Billy Sims each rushed for more than 100 yards and a stingy Sooner defense held Florida State to 182 total yards as Oklahoma defeated Florida State 24-7 in the 46th annual Orange Bowl Classic.

For 17 minutes, it appeared that Florida State would see its dream of a 12-0 season and possible national championship come true as it took a 7-0 lead on a one-yard Mike Whiting touchdown run in the first quarter.

FSU had a chance to double its lead just moments later when punter Michael Keeling's kick was blocked by cornerback Bobby Butler and recovered on the Oklahoma 17 by Keith Jones.

After a first down, FSU failed to gain more than two yards on three tries and Rick Stockstill fumbled a snap from center on an attempted field goal try which resulted in Oklahoma stopping the FSU drive and gaining possession on the Oklahoma 19.

Following a 25-yard pickup by Sims and a sack of six yards by James Gilbert, Watts kept the ball on a sweep to the right and ran 61-yards for a score.

Watts' run was a sample of things to come for the Seminoles. Following the kickoff, Jimmy Jordan's first pass was picked off by Bud Herbert, who would go on to intercept three passes on the night, and returned to the Seminole 10. Two plays later, Stanley Wilson got the call from the five and rambled in for the score and a 14-7 Sooner lead.

Fred Keeling made it 17-7 at the half with a 24-yard field goal and the Sooners were on their way to victory.

The remainder of the game was a defensive standoff until Sims took a lateral from Watts and raced 22 yards into the Seminole endzone at the 7:13 mark of the fourth quarter.

For the game, Sims ended up the leading ground gainer with 164 yards on 24 carries, Watts tallied 127 yards on 15 attempts. FSU was outgained in the game by a 447-182 margin.

1981 Orange Bowl Oklahoma 18, Florida State 17

MIAMI, Fla. (Jan. 1, 1981)—It took something that Oklahoma was not supposed to be able to do well to beat Florida State in the 1981 Orange Bowl—pass. With time running out and the Seminoles leading 17-10, quarterback JC Watts—a swift quarterback who led a notorious Oklahoma running game, drilled an 11-yard touchdown pass to split end Steve Rhodes with 1:27 remaining.

Going for the win on the conversion, Watts rolled to his right and hit tight end Steve Valora to give the Sooners an 18-17 win over upset-minded Florida State in the 47th annual Orange Bowl Classic.

Six hours earlier, Georgia defeated Notre Dame in the Sugar Bowl to wipe out any aspirations of a Seminole national championship. Ironically, the loss came in the same place (Orange Bowl) where hopes for a second undefeated regular season were erased by the University of Miami, 10-9.

A Florida State fumble recovery and a missed field goal kept Oklahoma off the board for the first quarter and FSU took a 6-0 lead when Ricky Williams capped off a 70-yard touchdown drive with a one-yard plunge. Bill Capece converted and the Seminoles led by seven.

The score remained the same until two seconds remaining in the first half as Fred Keeling's 53-yard field goal attempt was good, as the Sooner's moved to within four at 7-3.

Oklahoma took the second half kickoff and marched 78 yards for a touchdown and a 10-7 lead. On a second and goal from the FSU four, halfback David Overstreet took a pitchout to the right and scored easily.

On the following series, FSU drove from its own 20 to the Oklahoma 27, only to watch Capece's 44-yard field goal attempt sail to the right. The Seminoles recovered a Watts fumble three plays later, however, and this time Capece's field goal from 19 yards was good and the Seminoles tied the score at 10.

With 13 minutes left in the game, Keeling dropped back to his own 18 to punt. The snap sailed through his hands and into the endzone where Bobby Butler recovered for a touchdown and a 17-10 Seminole lead.

Both teams traded punts and Oklahoma took over on its own 22-yard line trailing by seven with 3:30 remaining on the clock. At this point, Watts abandoned the forte of the Sooner offense—the running—and went to the air.

Facing a third and nine on the OU 23, Watts hit split end Steve Rhodes with a 42-yard pass to the FSU 35. Chet Winters hauled in a 14-yard pass to the Florida State 21 for another first down.

After one more first down on a ten-yard scramble by Watts, the senior quarterback found Rhodes in the endzone for the touchdown.

Two completed passes gave Florida State the ball on the Oklahoma 45 with just five seconds remaining. Capece attempted to give Florida State the win with a 62-yard field goal, but the attempt fell six yards short and the Seminoles had lost to the Sooners for the second straight time in the Orange Bowl.

1982 Gator Bowl Florida State 31, W. Virginia 12

JACKSONVILLE, FLA. (Dec. 30, 1982)—Greg Allen rambled for 138 yards and two scores, while surprise starter Blair Williams threw for 202 yards and another touchdown as Florida State upset West Virginia, 31-12, in the 38th annual Gator Bowl Classic.

Allen, who was named MVP for his performance, scored on third quarter runs of 29 and one yards to break open a tight game and give the Seminoles a 31-6 lead into the fourth quarter.

The victory lifted the Seminoles to 9-3 on the year and gave FSU head coach Bobby Bowden a win in his first encounter against the Mountaineers—the team he served as head coach for from 1970-75.

"I'm happy that we won the Gator Bowl, it was a great victory for our team," Bowden said. "But I get no additional thrill over the fact that we beat West Virginia. I spent 10 years of my life in that town and working for that University. Those are good people up there and I still have a lot of friends in Morgantown."

Florida State drew first blood in the game—taking a 3-0 lead on a 20-yard field goal by Phil Hall with 3:30 remaining in the first quarter. After being frustrated by a blocked field goal attempt on the first drive of the game, the Mountaineers came back to tie the game on the second play of the second quarter when All-American Paul Woodside hit a 48-yard field goal.

But the Seminoles took the lead for good on the next play. Fielding Woodside's kickoff on the five, Billy Allen started up the middle and then broke to his left—going a Gator Bowl record 95 yards for a touchdown and a 10-3 FSU lead.

West Virginia added a late second-half field goal to cut the lead to 10-6, but Williams led FSU on a 63-yard drive for a touchdown with under one minute to play.

Taking over on its own 27, FSU got 31 yards from Greg Allen on a pair of sweep plays before the Mountaineers were hit with a 21-yard penalty on a pass interference call.

With just 15 seconds remaining and the ball on the 27, Williams lofted a pass into the right corner of the endzone, where Dennis McKinnon went high over two WVU defenders to make a spectacular catch and give the Seminoles a 17-6 intermission lead.

The third quarter belonged to Greg Allen. Carrying the ball just five times, the sophomore tailback logged 52 yards—capping both drives with touchdowns.

Florida State's defense, which was in the face of WVU quarterback Jeff Hostetler all night, controlled the final period by limiting the Mountaineers to just two possessions.

FSU limited Hostetler to just 10 completions in 28 attempts for 118 yards and two interceptions; while the Seminole offense was busy piling up 451 yards of total offense against a WVU defense that was ranked in the top 10 nationally.

1983 PEACH BOWL Florida State 28, N. Carolina 3

Making his first-ever start at Florida State, Eric Thomas fired a pair of first quarter touchdown passes to lead the Seminoles to a stunning 28-3 win over North Carolina in the 16th Annual Peach Bowl Classic.

Thomas, a third-year sophomore who played sparingly throughout the year, led FSU on two long scoring drives on the Seminoles' first two possessions. On the first drive, Thomas directed a nine-play, 62-yard march from the Florida State 38. The drive ended when Thomas found Weegie Thompson in the right corner of the endzone from 15 yards out for the touchdown.

Following a strong defensive effort that forced a Tar Heel punt after three downs, Thomas took over again. Displaying veteran composure in eluding a UNC blitz, he this time found Thompson with an 18-yard score for a 14-0 lead.

The Seminoles stretched their lead to 21-0 before the intermission. Midway through the second quarter, Pete Pantton fell on a fumbled punt return at the UNC 16. Rosie Snipes scored on a one-yard run and Philip Hall added the conversion for a three touchdown lead at the half.

Turning in its best defensive effort of the season, Florida State held North Carolina to just three points on a 36-yard field goal by Brooks Barwick with 10:22 remaining in the game. Defensive MVP Alphonso Carreker led the Seminoles who held the outstanding Tar Heel running attack to only 32 net yards on the ground. In the game, UNC could manage only 198 yards in total offense.

In the second half, the Seminoles used a ball control offense that accounted for 265 yards on the ground to limit any hopes of a Carolina comeback. Greg Allen and Cletis Jones led FSU's ground assault—piling up a combined 176 yards on 37 carries.

Florida State scored its last touchdown on a one-yard run by Thomas after the Seminoles used an 11-play, 88-yard drive to eat up all but 31 seconds of the fourth quarter clock. For Thomas, his two touchdown passes and running of the option play earned him offensive MVP honors for the game.

Overall Bowl Record

Bowl	W	L	T
Bluegrass	0	1	0
Cigar	1	0	0
Citrus*	1	0	1
Fiesta	0	1	0
Gator	2	0	1
Orange	0	2	0
Peach	1	1	0
Sun	0	2	0
Totals	5	7	2

*Formerly the Tangerine Bowl

Seminoles Fit To Be Tied, Doggone It!

ORLANDO (Dec. 22)—Florida State threw another block party Saturday. And while it didn't help defeat Georgia here before 51,821 fans in the Citrus Bowl, it certainly prevented a loss.

With the Bulldogs leading 17-9 late in the fourth quarter, nose guard Lenny Chavers broke through the Georgia line to block Chip Andrews' punt, and super specialist Joe Wessel picked it up and ran 14 yards for a touchdown. Freshman Darrin Holloman gave FSU a 17-17 tie when he ran around left end on a reverse for the two-point conversion.

The Seminoles finished the year at 7-3-2, while Georgia ended at 7-4-1. The Bulldogs suffered three losses and a tie in their last four games.

It was the ninth time this season FSU has blocked a punt. It was Chavers' fourth block and Wessel's fourth touchdown off such a play. Wessel blocked four punts and a field goal during the season.

Georgia's Kevin Butler almost took the spotlight on the last play of the game. His 70-yard field goal attempt on the game's final play was just short.

Butler voiced displeasure over Georgia coach Vince Dooley's play selection in that final drive. The Bulldogs took over on their own 46 with 21 seconds left, but Dooley called for two deep passes.

"I only needed about four more yards," said Butler. "I don't understand why we went deep."

Dooley admitted he made a mistake.

"Maybe on the last play, we should have done something over the middle," he said. "We probably should have tried something to get him (Butler) a little closer."

The late touchdown highlighted a spirited Seminole rally in which they scored 17 second-half points after trailing 14-0 at intermission. The Bulldogs could only manage a 36-yard field goal from Butler in the final 30 minutes.



"I knew I was going to get it," said Chavers. "I went up to the referee and told him I was going to do it."

"Naturally, I'm dissatisfied with the tie," said Dooley. "There are ties you are pleased with and ties you are displeased with. I'm displeased."

Dooley had good reason to be unhappy. His Bulldogs dominated Florida State early in the game. While the Seminoles were having trouble getting untracked, Lars Tate, named Offensive Player of the Game, scored on second-quarter runs of 4 and 2 yards to give Georgia its lead at the half.

That was about all the offense the Dogs could generate.

The Seminoles got a 32-yard field goal from

Sarasota's Derek Schmidt in the third period and a 1-yard TD run from Tony Smith in the fourth period to get back into the game.

"We played well enough to win, but we didn't because Florida State made a great play to block the punt and to get the two points," Dooley said. "I'm very disappointed. But Florida State kept scrapping and fighting and trying to find a way to win the game."

Ironically, the Seminoles almost didn't try to block the punt. Earlier in the game, Wessel was charged with roughing the kicker and called for being offside. In addition, FSU roughed the kicker on a field goal attempt.

"We were intimidated, and even the coaches were intimidated," Wessel said. "But we were behind and had to get one."

"At first, the coaches called for a block, then changed their minds and wanted to set up a return. Then, they just decided to go for it."

"I knew I was going to get it," said Chavers. "I went up to the referee and told him I was going to do it."

"I had just missed one a little earlier. I was in good position, but dove to the side instead of straight ahead. I was afraid of roughing the kicker."

"On the one I blocked, I went around the center untouched. The blocking back picked up someone else and left me free."

Florida State coach Bobby Bowden said he was happy with the tie, but his appearance and voice betrayed him. He said several big plays cost his team.

"We went for two points after our first touchdown," Bowden said. "We've got a chart which tells us what to do in certain situations, and it called for two points. If we had just kicked the dad-gummed thing, we would have won the game. I'm going to throw that chart away."

"Our defense played well enough to win. Georgia gets its first touchdown on a bomb. That's been the story of our life this year."

Tate's first touchdown came two plays after substitute quarterback James Jackson, the game's Most Valuable Player, hit Fred Lane on a 50-yard pass.

His second touchdown came with 14 seconds left in the half after Georgia cornerback Kevin Harris, Defensive Player of the Game, intercepted an Eric Thomas pass on the FSU 31 and returned it to the 13.

Jackson, a freshman out of Camilla, Ga., had seen action in just one game this year. He entered the game midway through the first period when starter Todd Williams suffered a sprained toe on his left foot.

"We planned to use Jackson," Dooley said. "But not quite as much as we did. There was no question he was going to play, and he was going to play a lot."

Dooley said Jackson was elevated to the No. 2 spot after having a better week in practice than David Dukes, who is the usual backup quarterback.

Jackson completed seven of 16 passes for 159 yards. He also rushed for 50 yards on seven carries.

Florida State's Thomas suffered through a terrible afternoon. The junior from Lake Park, Ga., was 10 of 26 for 85 yards. He was intercepted twice.

"It was just a matter of me not doing the job," he said. "We had receivers open all day long, and I'd either throw it too high or too low. I just couldn't get the ball to them."



"We went for two points after our first touchdown," Bowden said. "We've got a chart which tells us what to do in certain situations, and it called for two points. If we had just kicked the dad-gummed thing, we would have won the game. I'm going to throw that chart away."

Bowden said his game plan was to use a little razzle-dazzle to open the game, hoping to throw the Bulldogs off-track.

"We have not been as wide open this year," Bowden said. "We were just trying to fool them (Georgia). We weren't able to do anything. At the half, we decided to go back to what we do best, and we went out and moved the ball."

Florida State was able to run effectively in the second half. Smith led the Seminoles with 68 yards on 10 carries. Sarasota's Rosie Snipes appeared to be well on his way to his fifth 100-yard game of the year and fourth in a row, but left the game early in the third quarter with a sprained ankle. He wound up with 60 yards on eight carries.

"It was like a nightmare out there," Bowden said. "We just couldn't do anything we wanted to do. Our passer was on his back more today than I've ever seen."

Georgia managed only two sacks, but was able to pressure Thomas nearly every time he dropped back.

FSU Bowl Records

Records

Individual Records

Total Offense

- Most Plays**—61, Kim Hammond vs. Penn State, 1967 Gator Bowl.
Most Yards Gained—353, Kim Hammond vs. Penn State, 1967 Gator Bowl.
Most Touchdowns Responsible for—5, Steve Tensi vs. Oklahoma, 1965 Gator Bowl.

Rushing


- Most Rushes**—27, Phil Spooner vs. Oklahoma, 1965 Gator Bowl.
Most Yards Gained—138, Greg Allen vs. West Virginia, 1982 Gator Bowl.
Most TDs Rushing—2, Greg Allen vs. West Virginia, 1982 Gator Bowl.
Longest Rush—52, Wayne Giardino vs. Oklahoma, 1965 Gator Bowl.

Passing

- Most Passes Attempted**—53, Kim Hammond vs. Penn State, 1967 Gator Bowl.
Most Passes Completed—37, Kim Hammond vs. Penn State, 1967 Gator Bowl.
Most Passes Had Intercepted—4, Kim Hammond vs. Penn State, 1967 Gator Bowl and Steve Tensi vs. Oklahoma, 1965 Gator Bowl.
Most Yards Gained—362, Kim Hammond vs. Penn State, 1967 Gator Bowl.
Most Touchdown Passes—5, Steve Tensi vs. Oklahoma, 1965 Gator Bowl.
Longest Pass—46, Kent Gaydos from Gary Huff vs. Arizona State, 1971 Fiesta Bowl.

Receiving

- Most Passes Caught**—14, Ron Sellers vs. Penn State, 1967 Gator Bowl.
Most Yards Gained—192, Fred Biletnikoff vs. Oklahoma, 1965 Gator Bowl.
Most TD Passes Caught—4, Fred Biletnikoff vs. Oklahoma, 1965 Gator Bowl.



Punting

- Most Punts**—9, Rohn Stark vs. Oklahoma, 1980 Orange Bowl and Bill Cheshire vs. LSU, 1968 Peach Bowl.
Highest Average—44.8, Louis Berry vs. North Carolina, 1983 Peach Bowl.
Most Yards on Punts—380, Rohn Stark vs. Oklahoma, 1980 Orange Bowl.
Longest Punt—70, Rohn Stark vs. Oklahoma, 1980 Orange Bowl.

Punt Returns

- Most Punt Returns**—5, Jessie Hester vs. North Carolina, 1983 Peach Bowl.
Most Yards on Punt Returns—73, Billy Graham vs. Texas Western, 1955 Sun Bowl.
Longest Punt Return—35, Lenny Chavers vs. Georgia, 1984 Citrus Bowl.

Kickoff Returns

- Most Kickoff Returns**—5, Barry Smith vs. Arizona State, 1971 Fiesta Bowl.
Most Yards on Kickoff Returns—143, Barry Smith vs. Arizona State, 1971 Fiesta Bowl.
Most TDs on Kickoff Returns—1, Billy Allen vs. West Virginia, 1982 Gator Bowl and Larry Key vs. Texas Tech, 1977 Tangerine Bowl.
Longest Kickoff Return—95, Billy Allen vs. West Virginia, 1982 Gator Bowl.

Interceptions

- Most Passes Intercepted**—2, Brian McCrary vs. West Virginia, 1982 Gator Bowl.
Most Yards on Interceptions—69, Howard Ehler vs. Oklahoma, 1965 Gator Bowl.
Longest Interception Return—69, Howard Ehler vs. Oklahoma, 1965 Gator Bowl.

Scoring

- Most Points**—24, Fred Biletnikoff vs. Oklahoma, 1965 Gator Bowl.
Most Touchdowns—4, Fred Biletnikoff vs. Oklahoma, 1965 Gator Bowl.
Most PAT Attempted—4, Philip Hall vs. North Carolina, 1983 Peach Bowl and vs. West Virginia, 1982 Gator Bowl and Dave Cappelen vs. Texas Tech, 1977 Tangerine Bowl.
Most PAT Made—4, Philip Hall vs. North Carolina, 1983 Peach Bowl and vs. West Virginia, 1982 Gator Bowl.
Most Points Kicking—12, Frank Fontes vs. Arizona State, 1971 Fiesta Bowl.

Field Goals

- Most Field Goals Attempted**—4, Bill Capece vs. Oklahoma, 1981 Orange Bowl.
Most Field Goals Made—3, Frank Fontes vs. Arizona State, 1971 Fiesta Bowl.
Longest Field Goal Made—42, Frank Fontes vs. Arizona State, 1971 Fiesta Bowl.

Team Records

Single Game

Offense

Total Offense

Most Yards Gained—540 vs. Texas Tech, 1977 Tangerine Bowl.

Most Yards Gained, Both Teams—918 vs. Texas Tech, 1977 Tangerine Bowl.

Rushing

Most Yards Gained—364 vs. North Carolina, 1983 Peach Bowl.

Most Yards Gained, Both Teams—562 vs. North Carolina, 1983 Peach Bowl.

Most Touchdowns—2 vs. North Carolina, 1983 Peach Bowl and vs. West Virginia, 1982 Gator Bowl.

Passing

Most Passes Attempted—55 vs. Penn State, 1967 Gator Bowl.

Most Passes Completed—38 vs. Penn State, 1967 Gator Bowl.

Most Passes Intercepted—4 vs. Penn State, 1967 Gator Bowl and vs. Oklahoma, 1965 Gator Bowl.

Most Yards Gained—455 vs. Texas Tech, 1977 Tangerine Bowl.

Most Yards Gained, Both Teams—734 vs. Texas Tech, 1977 Tangerine Bowl.

Touchdown Passes—5 vs. Oklahoma, 1965 Gator Bowl.

Punting

Most Punts—9 vs. Oklahoma, 1980 Orange Bowl and vs. LSU, 1968 Peach Bowl and vs. Wyoming, 1966 Sun Bowl.

Most Punts, Both Teams—17 vs. Wyoming, 1966 Sun Bowl.

Highest Average—42.2 vs. Oklahoma, 1981 Orange Bowl.

Punt Returns

Most Punt Returns—5 vs. North Carolina, 1983 Peach Bowl and vs. Penn State, 1967 Gator Bowl.

Most Yards Gained—62 vs. Georgia, 1984 Citrus Bowl.

Kickoff Returns

Most Kickoff Returns—8 vs. Arizona State, 1971 Fiesta Bowl and vs. Texas Western, 1955 Sun Bowl.

Most Yards Gained—184 vs. Arizona State, 1971 Fiesta Bowl.

Scoring

Most Points—40 vs. Texas Tech, 1977 Tangerine Bowl.

Most Points, Both Teams—83 vs. Arizona State, 1971 Fiesta Bowl.

Greatest Margin of Victory—25 vs. North Carolina, 1983 Peach Bowl.

Greatest Margin of Defeat—27 vs. Texas Western, 1955 Sun Bowl.

Most Touchdowns—5 vs. Texas Tech, 1977 Tangerine Bowl and vs. Oklahoma, 1965 Gator Bowl.

Most PAT Made—4 vs. North Carolina, 1983 Peach Bowl and vs. West Virginia, 1982 Gator Bowl.

Most Field Goals Made—3 vs. Arizona State, 1971 Fiesta Bowl.

First Downs

Most First Downs—29 vs. Oklahoma, 1965 Gator Bowl.

Most First Downs, Both Teams—46 vs. Arizona State, 1971 Fiesta Bowl.

Most Rushing First Downs—21 vs. Oklahoma, 1980 Orange Bowl.

Most Passing First Downs—17 vs. Texas Tech, 1977 Tangerine Bowl and vs. Oklahoma, 1965 Gator Bowl.

Fumbles

Most Fumbles Lost—2 vs. Texas Tech, 1977 Tangerine Bowl, vs. Wyoming, 1966 Sun Bowl, vs. Oklahoma, 1965 Gator Bowl, vs. Oklahoma State, 1958 Bluegrass Bowl, vs. Texas Western, 1955 Sun Bowl.

Most Fumbles Lost, Both Teams—5 vs. Oklahoma, 1981 Orange Bowl.

Single Game

Defense

First Downs

Fewest First Downs Allowed—6, Wofford, 1950 Cigar Bowl.

Total Defense

Fewest Yards—139, Wofford, 1950 Cigar Bowl.

Most Yards—450, Arizona State, 1971 Fiesta Bowl.

Rushing Defense

Fewest Yards Rushing—32, North Carolina, 1983 Peach Bowl.

Most Yards Rushing—411, Oklahoma, 1980 Orange Bowl.

Pass Defense

Fewest Passes Attempted—4, Oklahoma, 1980 Orange Bowl.

Fewest Passes Completed—2, Oklahoma, 1980 Orange Bowl.

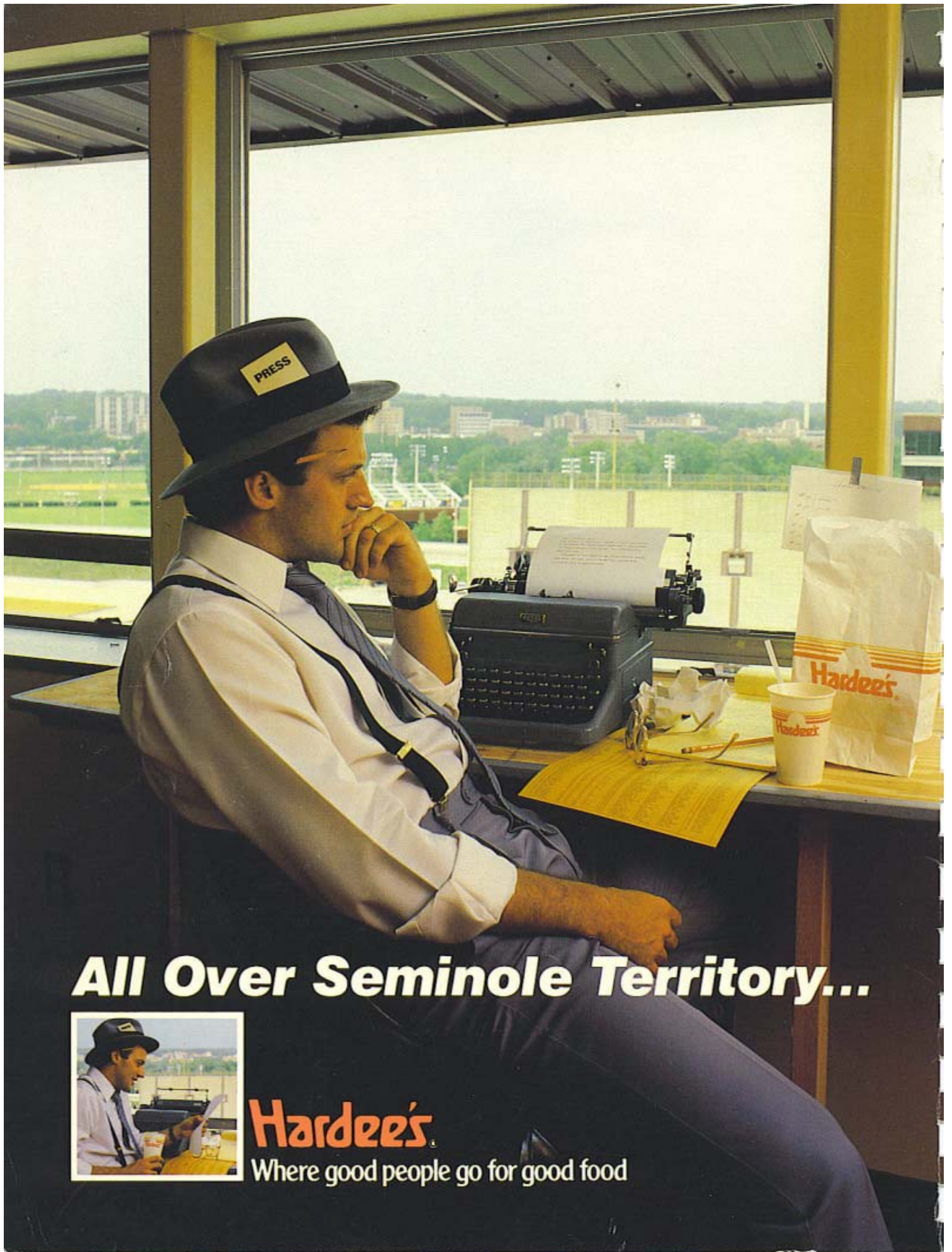
Fewest Yards Passing—36, Oklahoma, 1980 Orange Bowl.

Most Yards Passing—279, Texas Tech, 1977 Tangerine Bowl.

Most Passes Intercepted—3, Penn State, 1967 Gator Bowl.

Florida State Opponents Week-By-Week

	Aug. 31	Sept. 7	Sept. 14	Sept. 21	Sept. 28	Oct. 5	Oct. 12	Oct. 19	Oct. 26	Nov. 2	Nov. 9	Nov. 16	Nov. 23	Nov. 30
Tulane	Florida State	Open	@ Texas Christian	@ Kentucky	Ole Miss	Vanderbilt	Memphis State	@ Mississippi State	Open	@ Georgia	SW Louisiana	Open	@ Southern Miss	LSU
Nebraska	Open	Florida State	Open	Illinois	Oregon	New Mexico	@ Oklahoma State	@ Missouri	Colorado	@ Kansas State	Iowa State	Kansas	@ Oklahoma	Open
Memphis State	@ SW Louisiana	Ole Miss	Murray State	@ Florida State	Open	@ Mississippi State	Tulane	Southern Miss	Alabama	@ Virginia Tech	Tennessee	@ Army	Open	Open
Kansas	@ Hawaii	Open	Vanderbilt	Indiana State	@ Florida State	Eastern Illinois	@ Iowa State	Kansas State	Oklahoma State	@ Oklahoma	Colorado	@ Nebraska	Missouri	Open
Auburn	Open	SW Louisiana	Southern Miss	Open	@ Tennessee	Ole Miss	Florida State	@ Georgia Tech	Mississippi State	Florida	East Carolina	@ Georgia	Open	Alabama
Tulsa	Open	Houston	Texas Tech	@ Arkansas	@ Texas A&M	@ Oklahoma State	Long Beach State	@ Florida State	West Texas State	@ Wichita State	Drake	@ East Carolina	Open	Open
North Carolina	Open	@ Navy	LSU	Open	VMI	@ Georgia Tech	Wake Forest	@ N.C. State	Florida State	@ Maryland	Clemson	@ Virginia	Duke	Open
Miami	Open	Florida	@ Rice	Open	@ Boston College	@ East Carolina	Cincinnati	@ Oklahoma	Louisville	@ Florida State	@ Maryland	Open	Colorado State	Notre Dame
South Carolina	The Citadel	Appalachian State	Open	Michigan	@ Georgia	@ Pitt	Duke	Open	@ East Carolina	N.C. State	@ Florida State	Navy	Clemson	Open
Western Carolina	Open	@ Davidson	@ Tennessee Tech	Furman	East Tennessee State	@ Marshall	@ Georgia Tech	Open	Tennessee-Chattanooga	@ The Citadel	Appalachian State	@ Florida State	Virginia Military	Open
Florida	Open	@ Miami	Rutgers	Open	@ Mississippi State	@ LSU	Tennessee	SW Louisiana	Virginia Tech	@ Auburn	Georgia in Jacksonville	Kentucky	Open	Florida State



All Over Seminole Territory...



Hardee's

Where good people go for good food