






**1985  
REVIEW**

**GREAT MOMENTS  
IN FSU HISTORY**



Hammond's Comeback

# 1967

**W**hen Florida State took the field against arch-rival Florida in 1967 it was a game of great magnitude. A Gator Bowl invitation was hanging in the balance for the winner. Florida State had never won in Gainesville.

This day started as if it were going to be Florida State quarterback Kim Hammond's day. Spotting the Gators an early 3-0 lead, Hammond directed two picture-perfect drives. He threw a 9-yard



touchdown pass to Bill Moreman to give FSU a 7-3 lead late in the first quarter. After a 97-yard march in the second quarter, Hammond carried it in himself for a 14-3 advantage.

But then, with everything seemingly in hand, disaster struck. Hammond was hit

after releasing a pass and lay on the ground, unconscious.

The game's momentum changed drastically. Florida State's offense had little success moving the ball. Meanwhile, Florida sensed a second-wind. UF's Tommy Christian bulled his way into the endzone in the third quarter and it was 14-9. Hammond, who later admitted he couldn't even recognize his own teammates at halftime, remained with team doctors in the locker room throughout most of the third period.

By the time Hammond reappeared on the FSU sideline late in the third period, it seemed bleak for the Tribe. Florida staged an early fourth-quarter drive that got the ball inside the FSU 10. But UF wideout Richard Trapp fumbled the football at the 7 and the Seminoles had dodged a bullet.


Moreman got a yard on first down to the FSU 8. A big roar went up. In came Hammond. On his first play, Hammond rolled right into his own endzone and fired deep down the sideline. All-American Ron Sellers hauled in the perfect throw at the Gator 41. A 51-yard play.

Larry Green ran for 3 yards. Back went Hammond again. The Gators had seven men rushing, but Hammond got the pass away—deep, toward Sellers again. The lanky receiver went up at the same time with Florida defender Bill Gaisford. Sellers wrestled the ball down in the endzone. The extra point made it 21-9.

Hammond needed just three plays to turn Florida momentum to tragedy. And create a moment that will live forever. FSU won 21-16.



# 1985 Review



# EXCEPT FOR A FEW SNAGS . . .

In 1985, only three teams got the better of the Seminoles: old nemeses Auburn, Miami, and Florida.

Scrutinized by the television eye six times, the 1985 season was a proving ground for many bright young stars. Although anchored by stable veteran lines, the names at the 1985 Seminole skill positions changed more often than the weather. Four different players started at quarterback, but in the end it was youth that would guide them—freshman Chip Ferguson. Also, eight different players lined up as running backs and nine took turns at the ends. But whatever the combination, the results were positive nine out of 12 times.

## Florida State 38, Tulane 12

NEW ORLEANS, LA (Aug. 31)—Playing in its earliest game ever, Florida State received a strong effort from quarterback Danny McManus as the Seminoles rolled to a 38-12 win over Tulane at the Superdome.

On FSU's first possession from the Tulane 41-yard line, McManus went to work, using two completions to get the Seminoles into the endzone. A 15-yard pass to freshman redshirt Phillip Bryant got FSU on the scoreboard.

Tulane tied the game at 7-7 on a 7-yard pass from Ken Karcher to tailback Rodney Hunter following a 76-yard drive. McManus then found Darrin Holloman in the end zone for a 22-yard scoring pass with 4:59 left on the clock.

Tulane scored twice within two minutes of halftime when McManus batted a Seminole fumble out of the end zone for a safety and Wayne Clements kicked a 52-yard field goal. Florida State, despite three first half fumbles, led 14-12 at intermission.

The Seminoles received the second half kickoff and marched 71 yards in 10 plays. The drive was culminated by a 14-yard TD run by senior fullback Cletis Jones. Derek Schmidt added a 49-yard field goal on the Tribe's next possession to give FSU a 24-12 cushion at the conclusion of the third quarter.

McManus began the fourth quarter by orchestrating a 10-play, 82-yard drive that he took in from 1 yard out for the FSU score. Backup fullback David Palmer contributed 31 yards on the ground as FSU went to the air



Freshman redshirt Phillip Bryant (opp. page & l. inset) started off the year in grand fashion scoring FSU's first touchdown of 1985. His five scoring catches on the year tied him for the team lead. Steady senior fullback Cletis Jones (r. inset) breaks into the clear. Jones averaged 4.6 yards per carry in '85. Sophomore quarterback Danny McManus (above) pulls the trigger against Memphis State, the game he suffered the second of his two concussions on thunderous quarterback sacks.

just twice during the series.

McManus, who finished the day completing 14 of 19 passes for 191 yards, accounted for his fourth—and second rushing—touchdown of the day as he dove over from the 1 with 7:33 left. His score was set up by a Felton Hayes' interception which gave the FSU offense the ball at Tulane's 23-yard line.

The Florida State defense held the Green Wave scoreless in the second half as Super-Station WTBS televised the game nationally to open the college football season.

FLORIDA STATE	7	7	10	14	38
TULANE	7	5	0	0	12

FS: Bryant 15 pass from McManus (Schmidt kick)

TU: Hunter 7 pass from Karcher (Clements kick)

FS: D. Holloman 22 pass from McManus (Schmidt kick)

TU: Safety, McManus bats ball through endzone

TU: FG, Clements 52

FS: C. Jones 14 run (Schmidt kick)

FS: FG, Schmidt 49


FS: McManus 1 run (Schmidt kick)

FS: McManus 1 run (Schmidt kick)

**Rushing—Florida State:** Wells 7-38, C. Jones 13-81, McManus 6-1, S. Smith 9-25, T. Holloman 1-3, D. Holloman 1-19, Palmer 5-33, Floyd 4-18, Ferguson 5-11, FSU Totals 51-225. **Tulane:** Hunter 13-23, Karcher 5(-1), Ambrose 5-26, Spann 2-4, Wright 1-7, Baham 1-0, Jones 2(-9), TU Totals 29-50.

**Receiving—Florida State:** H. Jones 1-26, Bryant 1-15, D. Holloman 6-84, Gainer 3-45, Carter 1-12, Panton 1-5, Wells 1-4, FSU Totals 14-191; **Tulane:** Hunter 6-26, Wright 2-11, Route 1-7, Zeno 7-81, Wenhold 2-13, Cephus 1-24, Adams 1-9, Ambrose 1(-3), TU Totals 21-168.

**Passing—Florida State:** McManus 19-14-1-191. **Tulane:** Karcher 27-19-1-135, Jones 3-2-0-33.



## Florida State 17, Nebraska 13

LINCOLN, NE (Sept. 7)—A tenacious Florida State defense held potent Nebraska scoreless in the second half, giving Florida State a 17-13 upset of the Cornhuskers.

The game, played before 75,943 fans and an ABC-TV national audience, saw Nebraska complete just three passes for 40 yards although it rushed for 322 yards.

The home team struck first at the 13:20 mark of the first period when fullback Tom Rathman burst through the middle of the line and ran 60 yards for a Husker touchdown.

FSU tied the game at 7-7 when sophomore quarterback Danny McManus capped a 14-play, 79-yard drive by throwing a 4-yard pass to Darrin Holloman. The Seminoles mixed the run and pass effectively on the series, with the biggest yardage coming on a 21-yard completion to Holloman that moved the ball into Nebraska territory.

The Seminoles then took a 10-7 lead at the beginning of the second quarter on a 20-yard Derek Schmidt field goal, but Nebraska immediately countered with a 10-play, 69-yard drive which saw tailback Doug DuBose sweep left for a 1-yard scoring run. The score stood at 13-10 after the Cornhuskers fumbled the PAT snap.

Costly mistakes continued to plague Nebraska in the first half as FSU senior outside linebacker Garth Jax sacked punter Dan Wingard on the Nebraska 7-yard line with 5:23 to play. Two plays later, fullback Clevis Jones scored from 2 yards out, giving the Seminoles a 17-13 halftime advantage.

Neither team was able to score in the second half, and FSU was able to control the clock with its running game as its "Smith" tailbacks—Tony and Sammie—each picked up 46 rushing yards in the half.

Nebraska had several scoring opportunities slip away. First, kicker Dale Klein missed a 31-yard field goal with 13:19 left. Following a Louis Berry punt on the next series, Nebraska freshman quarterback McCathorn Clayton marched his team to its 49-yard line. But FSU linebacker Paul McGowan, who later was named Sports Illustrated and Associated Press Defensive Player of the Week, stepped in front of the freshman's pass that was intended for DuBose.

Following another Florida State punt, starting quarterback Travis Turner, back at the controls for the final series, led the Cornhuskers from their 20 to the Seminole 42-yard line. But Turner's pass fell incomplete on fourth down and FSU had an upset win.

Although FSU coach Bobby Bowden called it "one of the biggest wins in Florida State history," it did not come without consequence. McManus, who completed 15 of 27 passes for 172 yards, suffered a concussion early in the fourth quarter.



FLORIDA STATE	7	10	0	0	17
NEBRASKA	7	6	0	0	13

**NU:** Rathman 60 run (Klein kick)  
**FS:** D. Holloman 15 pass from McManus (Schmidt kick)  
**FS:** FG, Schmidt 20  
**NU:** DuBose 1 run (kick failed)  
**FS:** C. Jones 2 run (Schmidt kick)

**Rushing—Florida State:** McManus 2-(-14), C. Jones 8-15, Wells 6-16, D. Holloman 1-(-6), S. Smith 12-73, T. Smith 11-25, Coker 3-(-7), FSU Totals 43-114. **Nebraska:** Turner 6-6, Rathman 12-113, DuBose 21-129, Clayton 9-97, Shepard 3-35, Brinson 1-(-2), Jones 1-2, Miles 1-(-2), NU Totals 55-372.

**Receiving—Florida State:** T. Smith 4-41, D. Holloman 5-63, Wells 4-25, Cartier 2-17, G. White 2-33, S. Smith 1-(-5), FSU Totals 18-176. **Nebraska:** Schnitzler 2-24, DuBose 1-16, NU Totals 3-40.

**Passing—Florida State:** McManus 27-15-0-172, Coker 4-3-0-4. **Nebraska:** Turner 9-2-0-24, Clayton 5-1-1-16.

## Florida State 19, Memphis State 10

TALLAHASSEE, FL (Sept. 21)—Derek Schmidt kicked four field goals to give Florida State a 19-10 come-from-behind win over Memphis State, before 54,887 in FSU's home opener.

On its first possession, Memphis State drove 84 yards on 12 plays to set up an 8-yard scoring pass from Danny Sparkman to Ricky Sparkman. Two series later, MSU increased its lead to 10-0 on a 52-yard field goal by Don Glosson.

The Seminoles got on the board late in the first half when Schmidt kicked a 51-yard field goal after a Danny McManus-engineered drive that started on the FSU 47. After Memphis State fumbled the ensuing kickoff at the FSU 28-yard line, its defense held, forcing another 51-yarder from Schmidt. During the series, FSU lost McManus after he was knocked unconscious for the second straight week. Going into the locker room, FSU trailed the Tigers 10-6.

*FSU's swarming defense (opp. page) held its first three opponents scoreless in the second half. Linebacker Paul McGowan (l. inset) was Sports Illustrated's and the A.P.'s Defensive Player of the Week for his work against Nebraska. The King of the Road (r. inset). Sophomore kicker Derek Schmidt (above) has yet to miss an extra point and led the team in scoring.*

Backup quarterback Kirk Coker was pressed into duty in the second half. The senior responded by capping an 85-yard drive with a 13-yard scoring pass to sophomore Darrin Holloman, to put FSU ahead for the first time in the game at 13-10. Senior Tony Smith was the workhorse on the drive, picking up 31 yards on six carries and six more yards through the air.

An Alphonso Williams interception on the next MSU series set up a 46-yard field goal by Schmidt to end the third quarter and give FSU a 16-10 advantage.

Neither team could muster much offense in the final quarter until Schmidt connected on his fourth field goal, a 24-yarder, with less than a minute to go to finish the scoring at 19-10.

For the third consecutive week, the Seminoles played before a national TV audience.

MEMPHIS STATE	7	3	0	0	10
FLORIDA STATE	0	6	10	3	19

**MS:** R. Sparkman 8 pass from D. Sparkman (Glosson kick)  
**MS:** FG, Glosson 52  
**FS:** FG, Schmidt 51  
**FS:** FG, Schmidt 51  
**FS:** D. Holloman 13 pass from Coker (Schmidt kick)  
**FS:** FG, Schmidt 42  
**FS:** FG, Schmidt 24

**Rushing—Florida State:** T. Smith 18-96, S. Smith 7-23, C. Jones 11-40, Wells 2-4, McManus 2-(-5), D. Holloman 2-7, Coker 2-(-4), Floyd 7-25, FSU Totals 53-188. **Memphis State:** Becton 8-17, Atkins 1-12, D. Sparkman 7-13, Moody 8-19, Holmes 8-9, MS Totals 32-90.

**Receiving—Florida State:** T. Smith 2-19, D. Holloman 1-13, P. Carter 2-14, Bryant 1-17, H. Jones 2-47, Wells 2-0, Floyd 1-10, G. White 1-2, FSU Totals 12-122. **Memphis State:** Holmes 2-7, Jackson 4-29, Lovelady 1-16, R. Sparkman 2-15, Harris 4-69, MS Totals 13-138.

**Passing—Florida State:** McManus 15-5-0-68, Coker 8-7-0-54. **Memphis State:** Sparkman 26-13-1-138.


## Florida State 24, Kansas 20

TALLAHASSEE, FL (Sept. 28)—Freshman quarterback Chip Ferguson came off the bench to rally Florida State to a thrilling 24-20 win over Kansas in the Tribe's fourth game of the season.

The Jayhawks, led by quarterback Mike Norseth who completed 28 of 44 passes for 308 yards, opened up a 10-0 first half lead over FSU.

Norseth led KU to a score on its first possession, marching 80 yards in seven plays and culminating the drive with a 7-yard TD pass to Richard Byrd. The Jayhawks came back to add a three pointer by Jeff Johnson with eight minutes left in the quarter. The score was set up when FSU quarterback Kirk Coker (starting for an injured Danny McManus) was intercepted by outside linebacker John Randolph, giving his team the ball at the FSU 9-yard line.

The Seminoles countered by scoring 10





unanswered points in the second quarter on a pair of long drives to tie the game at 10-10. First, Derek Schmidt kicked an 18-yard field goal after Coker had directed the FSU offense on an 83-yard, 13-play drive. Midway through the quarter, Coker culminated a 9-play, 93-yard drive with a 21-yard TD toss to Phillip Bryant.

The Jayhawks took a 17-10 lead into the locker room when Norseth engineered an 80-yard drive that ended on a 19-yard scoring strike to flanker Willie Vaughn with just 1:53 left.

Accounting for the only score in the third quarter, Kansas kicker Johnson put the Jayhawks ahead 20-10 on an 18-yard effort. The three points were the first scored on the FSU defense in the second half all year.

Coker could not get the Seminoles moving in the quarter, throwing an interception and calling on punter Louis Berry on three series. With 13:53 remaining in the game, FSU head coach Bobby Bowden inserted Ferguson. On his second play, he found Bryant streaking downfield for a 67-yard touchdown pass that closed the gap to 20-17.

Following the Tribe's kickoff, Norseth had driven his club to the FSU 39. But cornerback Martin Mayhew's first interception of the year and his 28-yard return put the ball back in Ferguson's hands at FSU's own 38-yard line. From there, Ferguson directed a 4-play, 62-yard touchdown march that was capped by freshman running back Victor Floyd's 6-yard scamper. The Seminoles kept the ball on the ground throughout the series, with the key play coming on a 32-yard run by Floyd.

The FSU defense then tightened up on Norseth, sacking him twice and picking off one of his three second-half interceptions. Sophomore Eric Williams stopped KU's last drive with 1:14 remaining on his second interception of the year.

FSU raised its record to 4-0 with the win as a Doak Campbell Stadium crowd of 57,135 looked on.

KANSAS	10	7	3	0	20
FLORIDA STATE	0	10	0	14	24

**KU:** Byrd 7 pass from Norseth (Johnson kick)

**KU:** FG, Johnson 26

**FS:** FG, Schmidt 18

**FS:** Bryant 21 pass from Coker (Schmidt kick)

**KU:** Vaughn 19 pass from Norseth (Johnson kick)

**KU:** FG, Johnson 18

**FS:** Bryant 68 pass from Ferguson (Schmidt kick)

**FS:** Floyd 6 run (Schmidt kick)

**Rushing—Florida State:** T. Smith 21-132, C. Jones 11-48, Floyd 6-65, Bryant 1-8, Palmer 1-0, Ferguson 2-0, Coker 2-(-4), FSU Totals 44-249. **Kansas:** Anderson 4-33, Norseth 11-31, Rogers 2-(-2), Rogers 4-4, Williams 11-68, KU Totals 32-133.

**Receiving—Florida State:** H. Jones 7-107, Bryant 4-113, T. Smith 1-16, Carter 3-29, G. White 1-4, FSU Totals 16-269. **Kansas:** Holloway 4-55, Byrd 3-12, McGee 3-80, Fields 1-2, Vaughn 7-49, Caldwell 1-2, Williams 4-42, Estell 4-56, Rogers 1-10, KU Totals 28-308.

**Passing—Florida State:** Coker 28-14-2-191, Ferguson 3-2-0-78, **Kansas:** Norseth 44-28-4-308.



## Auburn 59, Florida State 27

AUBURN, AL (Oct. 12)—Auburn used three Florida State turnovers to explode for 28 points in the last five minutes of the fourth quarter and record a 59-27 win over previously undefeated FSU, before 75,000 fans at Jordan-Hare Stadium.

Before the last surge, it had been a close game.

The Tigers opened the scoring on the fifth play of the game when Heisman Trophy winner Bo Jackson rambled 53 yards for the game's first score.

FSU took the ensuing kickoff and marched 80 yards behind quarterback Danny McManus, setting up a 5-yard reverse by Darrin Holloman to tie the score at 7-7.

Following a Derek Schmidt miss from 29 yards out, the Seminoles scored when cornerback Eric Williams intercepted a Pat Washington pass and returned it 17 yards for a touchdown. That put FSU on top 14-7.

Prior to the Schmidt miss, a McManus fumble alerted the FSU coaching staff to dizziness that the sophomore quarterback was experiencing from hits in two previous games. McManus was pulled and would not play again in 1985.

Auburn tied the game with 8:13 left in the half when Reggie Ware plunged over from the 1. Jackson and Brent Fullwood piled up 60 yards between them on the drive, which started on the Auburn 31.

Florida State's Derek Schmidt and Auburn's Chris Knapp exchanged field goals of 42 and 23 yards, respectively, to take a 17-17 tie into intermission.

The Tigers emerged from halftime by scoring on consecutive possessions. The first came on a 1-yard run by Brent Fullwood and

*Sophomore cornerback Eric Williams (opp. page) led the Seminoles' secondary with four interceptions. Tight end Pat Carter (l. inset) pulls in one of his 14 receptions for the year. Kansas quarterback Mike Norseth (r. inset) is given a rude welcome to Campbell Stadium. Heisman winner Bo Jackson (above) wrought havoc with the Seminole defense.*

then on a 35-yard scamper by Jackson that was set up by a Trey Gainous return and a pair of FSU penalties.

FSU fought back to cut the Tiger lead to 31-24 at the 4:49 mark of the third quarter on a Tony Smith 2-yard run. That followed an 80-yard, 8-play drive that was engineered by senior QB Eric Thomas.

Schmidt added a 47-yard field goal with 6:21 to play, cutting the Auburn lead to 31-27. But on the game's next play, Tommy Agee ripped off a 68-yard run and wide receiver Freddy Weygand ran in a 13-yard reverse to take the wind out of the Florida State sails and put Auburn up by two touchdowns, 38-27.

From there, it was disastrous for the Seminoles as Auburn scored on the next two plays. A Thomas pass aimed for Holloman was picked off by cornerback Kevin Porter and returned 33 yards. Then, with FSU freshman Chip Ferguson at the controls, tackle Ron Stallworth picked off his first pass and converted it into a 22-yard touchdown. Ferguson fumbled his next snap, with the Tigers' Russ Carreker pouncing on it. Five plays later, Demetrious Threatt ran in the football from 8 yards out.

FLORIDA STATE	14	3	7	3	27
AUBURN	7	10	14	28	59

**AU:** Jackson 53 run (Johnson kick)

**FS:** Holloman 5 run (Schmidt kick)

**FS:** E. Williams 17 interception rtn. (Schmidt kick)

**AU:** Ware 1 run (Johnson kick)

**FS:** FG, Schmidt 42

**AU:** FG, Knapp 23

**AU:** Fullwood 1 run (Johnson kick)

**AU:** Jackson 35 run (Johnson kick)

**FS:** T. Smith 2 run (Schmidt kick)

**FS:** FG, Schmidt 46

**AU:** Weygand 13 run (Johnson kick)

**AU:** Porter 33 interception rtn. (Johnson kick)

**AU:** Stallworth 22 interception rtn. (Johnson kick)

**AU:** Threatt 8 run (Johnson kick)

**Rushing—Florida State:** T. Smith 6-79, C. Jones 6-29, Floyd 4-6, McManus 2-(-2), Thomas 6-(-2), Ross 2-12, Ferguson 1-0, Wells 2-1, D. Holloman 3-17, FSU Totals 36-139. **Auburn:** Jackson 30-176, Agee 8-95, Fullwood 9-49, Stewart 2-12, Ware 4-8, Washington 4-(-3), Weygand 2-68, Threatt 1-8, AU Totals 60-413.

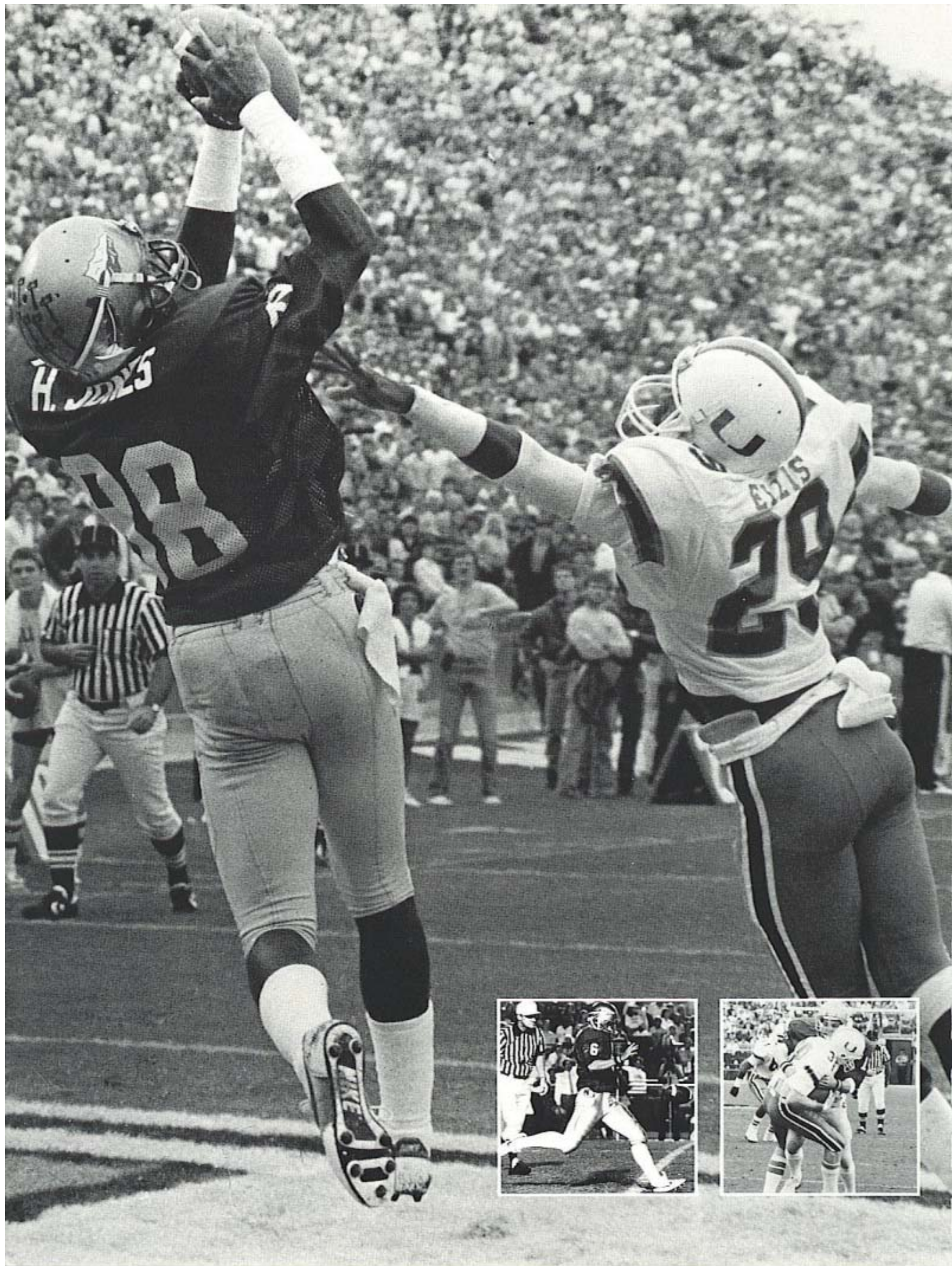
**Receiving—Florida State:** H. Jones 2-73, D. Holloman 3-35, T. Holloman 1-6, Carter 1-17, Bryant 2-69, T. Smith 1-32, Panton 1-12, Ross 1-14, Wells 1-8, FSU Totals 13-266. **Auburn:** Weygand 1-23, Gainous 3-25, Tillman 1-7, AU Totals 5-55.

**Passing—Florida State:** Thomas 16-6-3-165, McManus 9-6-0-82, H. Jones 1-0-0-0, Ferguson 5-1-1-19. **Auburn:** Washington 10-5-1-55.

## Florida State 76, Tulsa 14

TULSA, OK (Oct. 19)—Florida State scored a school record 11 touchdowns, including five in the first half, as the Seminoles trounced Tulsa 76-14, before 53,500 at Doak Campbell Stadium.

FSU jumped out to a 17-0 first quarter lead



on the strength of a 46-yard field goal by Derek Schmidt, a 26-yard pass from senior Eric Thomas to Pat Carter and a 2-yard run by freshman Victor Floyd.

Schmidt added a 40-yard field goal to open the second quarter and Florida State increased its lead to 34-7 when senior Tony Smith, who rushed for 147 yards, scored on runs of 20 and 34 yards. FSU concluded the first half scoring with a 34-yard touchdown pass from Thomas to senior Hassan Jones.

After freshman Keith Ross returned a Tulsa kickoff 80 yards to the Tulsa 20 early in the third quarter, freshman quarterback Chip Ferguson added to the scoring parade when he found Jones in the endzone for a 20-yard TD pass.

Ferguson then completed two more third quarter scoring passes of 15 and 9 yards to freshman wideout Phillip Bryant. The Seminole defense got into the scoring act, too, on a pair of interception returns by Paul McGowan and freshman Deion Sanders. Sanders scored the final FSU touchdown early in the fourth quarter on a school record 100-yard return.

Tulsa did manage to put two scores on the board, the first one coming in the second quarter on a 14-yard run by Rodney Young. The Golden Hurricane also got the last scoring play of the day on a 16-yard pass from backup quarterback and punter Richie Stephenson to Eric Brown.

The Seminoles picked up 462 total yards of offense on the night, including 296 on the ground. Tulsa held the edge in time of possession by almost 14 minutes and picked up over 300 yards of total offense, but the Florida State defense came up with four pass interceptions on the day. FSU went to 5-1 with the victory.

FLORIDA STATE	17	24	28	7	76
TULSA	0	7	0	7	14

FS: FG, Schmidt 46

FS: Carter 26 pass from Thomas (Schmidt kick)

FS: Floyd 2 run (Schmidt kick)

TU: Young 14 run (Staurovsky kick)

FS: FG, Schmidt 40

FS: T. Smith 6 run (Schmidt kick)

FS: T. Smith 20 run (Schmidt kick)

FS: H. Jones 34 pass from Thomas (Schmidt kick)

FS: H. Jones 20 pass from Ferguson (Schmidt kick)

FS: Bryant 15 pass from Ferguson (Schmidt kick)

FS: McGowan 31 interception rtn. (Schmidt kick)

FS: Bryant 9 pass from Ferguson (Schmidt kick)

FS: D. Sanders 100 interception rtn. (Schmidt kick)

TU: Brown 16 pass from Stephenson (Staurovsky kick)

**Rushing—Florida State:** T. Smith 15-147, C. Jones 8-42, Floyd 8-76, D. Holloman 1-6, Thomas 2-11, T. Holloman 2-9, Ross 2-14, Connolly 1-(-9), FSU Totals 39-296. **Tulsa:** G. Brown 16-77, Gage 20-29, Young 10-107, Kelley 1-14, Booker 6-28, Thompson 4-3, Ellison 6-24, Hill 1-2, Stephenson 2-10, Brown 1-(-5), TU Totals 67-289.

**Receiving—Florida State:** H. Jones 3-67, Carter 1-26, Bryant 3-38, D. Holloman 1-35, FSU Totals 8-166. **Tulsa:** Kelley 3-20, E. Brown 1-16, TU Totals 3-36.

**Passing—Florida State:** Thomas 7-3-0-73, Ferguson 6-5-0-93. **Tulsa:** Gage 8-0-4-0, Stephenson 4-3-0-36.



## Florida State 20, North Carolina 10

CHAPEL HILL, NC (Oct. 26)—Cornerback Martin Mayhew intercepted a Tarheel pass with 50 seconds to play and returned it 62 yards to preserve a close lead and give Florida State a 20-10 win over North Carolina.

The Seminoles had taken the lead for the first time with 2:17 left to play on a 51-yard field goal by sophomore Derek Schmidt that capped an 11-play, 56-yard drive.

North Carolina then took the ensuing kickoff and had driven to the 50-yard line when Mayhew stepped in front of Kevin Anthony's pass and returned it 62 yards down the sideline to give FSU the 10 point cushion.

The Tarheels, using five FSU turnovers in the first half, opened an early 10-0 lead. After recovering a first quarter Tribe fumble on the FSU 18, it took Anthony three plays before connecting on a 6-yard pass to Earl Winfield. North Carolina's Kenny Miller added a 54-yard field goal, the longest in the school's history.

Florida State first got on the board with 5:15 left in the third quarter when safety Tracy Sanders' interception gave the Seminoles the ball at the North Carolina 20. Sophomore Derek Schmidt hit a 23-yard field goal to cut the Carolina lead to 10-3.

In the fourth quarter, the Seminole offense finally got cranked up. Freshman Chip Ferguson, who had replaced starter Eric Thomas in the third quarter, connected with Hassan Jones on a 49-yard pass play. Four plays later, Ferguson again found the senior wideout on a 10-yard scoring play to knot the game at 10-10.

Ferguson, who was playing in his home state, finished the day with 15 completions in 23 attempts for 124 yards and a touchdown while FSU got its sixth win in seven games.

*Senior Hassan Jones (opp. page) hauls in the first touchdown of the game against Miami. Punter Louis Berry (l. inset) is bearing in on Rohn Stark's all-time FSU mark. The Florida State specialty teams sacked Miami punter Jeff Feagle (r. inset) and later blocked two of his punts. Freshman Pat Tomberlin (above) eyes another victim.*

FLORIDA STATE	0	0	3	17	20
NORTH CAROLINA	10	0	0	0	10

NC: Winfield 6 pass from Anthony (Gliarmas kick)

NC: FG, Miller 54

FS: FG, Schmidt 31

FS: H. Jones 10 pass from Ferguson (Schmidt kick)

FS: FG, Schmidt 51

FS: Mayhew 62 interception rtn. (Schmidt kick)

**Rushing—Florida State:** T. Smith 11-34, C. Jones 11-41, Floyd 14-80, D. Holloman 2-10, Ferguson 5-(-3), Thomas 1-0, T. Holloman 1-4, FSU Totals 45-166. **North Carolina:** Fenner 2-27, Lopp 8-19, Anthony 5-(-3), UNC Totals 35-94.

**Receiving—Florida State:** C. Jones 4-18, H. Jones 4-74, T. Smith 1-5, Floyd 4-31, T. Holloman 2-(-11), D. Holloman 1-12, FSU Totals 16-129. **North Carolina:** Fenner 6-10, Winfield 2-14, Lewis 5-44, Streater 1-6, Franklin 1-18, Lopp 1-23, UNC Totals 16-115.

**Passing—Florida State:** Thomas 4-1-2-5, Ferguson 23-15-0-124. **North Carolina:** Anthony 34-16-4-115, Lopp 1-0-0-0, Streater 1-0-0-0.

## Miami 35, Florida State 27

TALLAHASSEE, FL (Nov. 2)—Florida State's dream of a New Year's Day Bowl and a possible run at the national championship ended when Miami quarterback Vinny Testaverde fired four touchdown passes, including two in the fourth quarter, to lead Miami to a 35-27 come-from-behind win over the Seminoles before an ABC regionally televised game and a Doak Campbell Stadium record crowd of 61,230.

After FSU went up 27-21 on a 44-yard field goal by Derek Schmidt with 11:07 left, the Hurricanes went to work. J. C. Penny ran back the ensuing kickoff 43 yards to the FSU 47-yard line where Vinny Testaverde took over. The junior used four plays, including a 22-yarder to Mike Irvin, before connecting with Irvin on a 30-yard TD, to put UM up by one, 28-27.


FSU had to punt the ball after failing to get a first down and Testaverde used the next six minutes to complete a 77-yard, 11-play drive that ended in a 2-yard pass to Brett Perriman and a 35-27 Miami lead. Key plays in the drive were a 32-yard completion to Irvin and a 36-yard completion to All-American tight end Willie Smith.

FSU had two more offensive series, including one with 1:09 left. But first time freshman starter Chip Ferguson, running from his own 43-yard line, fumbled after a six-yard gain and Miami ran out the clock.

The Seminoles had led throughout most of the first half. With the game just five minutes old, UM punter Jeff Feagles was tackled for a loss on the Miami 8. Florida State quickly converted on an 8-yard pass from Ferguson to Hassan Jones, taking a 7-0 lead.

The Hurricanes rebounded to score on their next two possessions, those coming on Testaverde-to-Brian Blades passes of 10 and 38 yards. The second score followed a Ferguson interception.

But miscues again hurt Miami as FSU tied



the score at 14-14 after John Hadley blocked and Brian Davis recovered a Miami punt in the endzone. Actually, FSU had also blocked Feagles' punt on the previous play, but officials whistled the play dead and charged Miami with a 5-yard delay of game penalty.

The Seminoles scored twice more in building a 24-21 halftime lead. The first came on a 37-yard field goal by Schmidt following a 51-yard, 5-play drive and the second came with 2:39 to play when Ferguson found a wide open Pat Carter for a 26-yard touchdown completion.

Despite the final score, FSU outgained Miami 321 yards to 300 yards. All of Miami's yards came through the air on the strength of Testaverde's 23-of-41 for 339 yard afternoon. The Seminoles did hold Miami to a school record—18 yards rushing.

MIAMI	14	0	7	14	35
FLORIDA STATE	14	10	0	3	27

FS: H. Jones 8 pass from Ferguson (Schmidt kick)

UM: Blades 10 pass from Testaverde (Cox kick)

UM: Blades 38 pass from Testaverde (Cox kick)

FS: Davis 0 punt rtn.—blocked punt (Schmidt kick)

FS: FG, Schmidt 37

FS: Carter 26 pass from Ferguson (Schmidt kick)

UM: Highsmith 2 run (Cox kick)

FS: FG, Schmidt 44

UM: Irvin 30 pass from Testaverde (Cox kick)

UM: Perriman 2 pass from Testaverde (Cox kick)

Rushing—Florida State: Floyd 14-72, T. Smith

6-15, C. Jones 7-45, T. Holloman 3-22, D. Holloman 1-(-8), Ferguson 7-(-4), FSU Totals 38-142.

Miami: Highsmith 7-6, Oliver 14-61, Bratton 3-3,

Testaverde 14-(-69), Team 1-(-19), UM Totals 39-(-18).

Receiving—Florida State: Carter 3-34, Gainer

1-17, H. Jones 3-44, Floyd 1-(-1), T. Smith 2-3, G.

White 1-3, Bryant 2-54, T. Holloman 1-4, FSU

Totals 14-158. Miami: Perriman 2-23, Smith 7-91,

Highsmith 4-7, Blades 5-129, Irvin 4-90, Bratton

1-(-1), UM Totals 23-339.

Passing—Florida State: Ferguson 28-14-2-158,

H. Jones 1-0-0-0. Miami: Testaverde 41-23-0-339.

## Florida State 56, South Carolina 14

TALLAHASSEE, FL (Nov. 9)—Freshman tailbacks Victor Floyd and Keith Ross combined for 375 yards rushing and four TDs as Florida State hammered South Carolina 56-14 on a game seen nationally on ESPN. The win avenged a 1984 South Carolina victory that had knocked FSU out of the New Year's Day bowl picture.

Floyd placed his name by that of the Cleveland Brown's Greg Allen in FSU record books as the only other back to break the 200-yard barrier in a game. Floyd compiled 212 yards on this November evening in just 15 carries, setting a new school record with his 14.1 average-per-rush. The redshirt freshman also scored two TDs—the first on a second quarter 14-yard pass reception from Chip Ferguson and then on a 61-yard run to start the second half.

Ross, a true freshman, added 163 yards and two touchdowns, including a 53-yard



scamper in the first half.

Florida State totally dominated the game, piling up over 500 yards on total offense in running its record to 7-2.

After stalling on its first drive, the Seminoles scored touchdowns on five of their next seven possessions while taking a 35-7 halftime lead.

Ferguson accounted for four scores as he completed eight of 10 passes for 106 yards and three TDs. His scoring tosses went to tight ends Pat Carter (3 yards) and Pete Panton (7 yards) and Floyd. Ferguson's rushing TD, a third quarter sneak, came after cornerback Eric Williams intercepted a Mike Hold pass and returned it to the USC 1-yard line.

Hold could only get South Carolina into the endzone twice. The first came when he was on the receiving end of a 9-yard TD pass after handing off to running back Kevin White. Hold then connected with tight end Gary Prater for a 55-yard TD in the fourth quarter.

Florida State head coach Bobby Bowden received his birthday present a day late after celebrating his 56th birthday on Friday.

SOUTH CAROLINA	0	7	0	7	14
FLORIDA STATE	14	21	14	7	56

FS: Carter 3 pass from Ferguson (Schmidt kick)

FS: T. Holloman 10 run (Schmidt kick)

FS: Panton 7 pass from Ferguson (Schmidt kick)

FS: Ross 53 run (Schmidt kick)

FS: Floyd 14 pass from Ferguson (Schmidt kick)

SC: Hold 9 pass from White (Hagler kick)

FS: Floyd 61 run (Schmidt kick)

FS: Ferguson 1 run (Schmidt kick)

SC: Prater 55 pass from Hold (Hagler kick)

FS: Ross 5 run (Schmidt kick)

Rushing—Florida State: Floyd 15-212, Ross

23-163, T. Holloman 4-15, C. Jones 3-15, Ferguson

2-(-3), Wells 6-14, Bryant 1-2, Connolly 1-2,

Thomas 1-(-11), FSU Totals 56-409. South Carolina:

Hold 13-15, Denny 14-57, White 6-24, Smith

2-6, SC Totals 35-102.

Receiving—Florida State: H. Jones 3-77, Carter

1-3, Panton 1-7, Bryant 1-4, Floyd 1-14, O'Malley

2-27, T. Holloman 1-1, FSU Totals 10-133. South

Carolina: Hold 13-15, Denny 14-57, White 6-24, Smith

2-6, SC Totals 35-102.

Senior Tony Smith (opp. page) and Freshman

Victor Floyd (above) entered the record books by

having 200-yard rushing days. Young players like

Anthony Johnson and Steve Gabbard (l. inset)

were able to see a lot of playing time in the South

Carolina and Western Carolina games. Gerald

Nichols (r. inset) adds to South Carolina's woes.

Carolina: Smith 4-51, White 1-(-1), Denny 2-8, Poole 2-32, Sharpe 4-40, Bethea 2-40, Prater 1-55, Hold 1-9, SC Totals 17-234.

Passing—Florida State: Ferguson 10-8-0-106, Coker 4-1-0-15, Thomas 1-1-0-15. South Carolina: Hold 40-16-2-225, White 1-1-0-9.

## Florida State 50, Western Carolina 10

TALLAHASSEE, FL (Nov. 16)—Behind the running of tailbacks Tony Smith and Keith Ross, Florida State delighted 52,778 homecoming spectators as it crushed Western Carolina, 50-10, while improving its record to 8-2.

Smith rushed for 114 yards and Ross 103 as the FSU offensive unit pounded out 379 yards on the ground and scored five TDs. Freshman quarterback Chip Ferguson also went to the air for 182 yards and a TD.

Florida State started slowly, managing only a 3-0 lead after one quarter thanks to the toe of Derek Schmidt, who was good on an attempt from 36 yards.

The Seminole offense began to roll in the second period, scoring on three long drives. The first, culminating in a 10-yard pass from Ferguson to Hassan Jones, came after Ross and fullback Cletis Jones combined for 54 yards. Midway through the period, Ross danced around left end for a 22-yard touchdown and Schmidt later finished off an 84-yard drive with a 38-yard field goal as the Tribe took a 19-0 lead to the locker room.

FSU scored three unanswered touchdowns in the third period on short runs by Smith, Ross and backup Chuck Wells. In the fourth quarter, freshman redshirt tailback Victor Floyd got into the scoring parade with a 5-yard run and Schmidt hit his third field goal of the day—a 21-yarder.

The Tribe defensive unit gave excellent effort, intercepting four passes and holding the Catamounts to just a fourth quarter field goal. WCU's other score came when defensive back Ronnie Perry returned an Eric Thomas interception 64 yards for a touchdown.

Florida State played in front of scouts from the Gator Bowl, who formally extended the Seminoles a bid a week later.

WESTERN CAROLINA	0	0	0	10	10
FLORIDA STATE	3	16	21	10	50

FS: FG, Schmidt 36

FS: H. Jones 10 pass from Ferguson (Schmidt kick)

FS: Ross 22 run (Schmidt kick)

FS: FG, Schmidt 38

FS: T. Smith 2 run (Schmidt kick)

FS: Ross 3 run (pass failed)

FS: Wells 1 run (Schmidt kick)

WC: Perry 64 interception rtn. (Roach kick)

FS: Floyd 5 run (Schmidt kick)

FS: FG, Schmidt 23

WC: FG, Roach 38



Rushing—Florida State: Floyd 14-52, Wells 9-48,

Ferguson 6-(-2), C. Jones 9-43, Ross 15-103, T.

Smith 13-114, Coker 1-(-3), Thomas 2-1, Palmer

3-23, FSU Totals 72-379. Western Carolina: Mad-

doux 7-20, Edwards 3-(-6), Beck 3-5, Cantrell



6-(-8), Perkins 1-0, Estridge 1-(-11), WCU Totals 21-(-3).

**Receiving—Florida State:** H. Jones 4-103, D. Holloman 2-54, Gainer 1-25, O'Malley 1-13, Bryant 2-43, FSU Totals 10-238. **Western Carolina:** DeLapp 2-30, Currie 1-18, Carmichael 2-10, Pittman 1-45, Washington 1-16, Nowell 2-22, Beck 1-0, Jackson 1-7, WCU Totals 11-148.

**Passing—Florida State:** Ferguson 18-7-1-182, Thomas 2-1-1-13, Coker 2-2-0-43. **Western Carolina:** Edwards 24-9-2-87, DeLapp 1-0-1-0, Perkins 2-0-1-0, Estridge 4-2-0-61, Beck 1-0-0-0.

## Florida 38, Florida State 14

GAINESVILLE, FL (Nov. 30)—Quarterback Kerwin Bell threw for 343 yards and three touchdowns as Florida beat Florida State 38-14 in the season finale for both clubs.

Bell was spectacular in the first half, throwing for 233 yards and hitting Ricky Nattiel for a pair of touchdown passes of 75 and 14 yards. Senior tailback Neal Anderson also scored twice.

Anderson opened up a 14-0 Gator lead by scoring on his team's first two series. The first, a 6-yard run, capped a 79-yard, 11-play drive. Following a Florida State fumble, Florida took over on the FSU 45-yard line and Bell used five plays before Anderson took it in from the 3.

Safety Vernell Brown later picked off FSU quarterback Chip Ferguson's second interception and Bell went to the air on first down, connecting with Nattiel for the 75-yarder. On Florida's next series, Bell used just two passes to get UF into the endzone: a 48-yarder to Nattiel and then the 14-yard touchdown to the speedster as the Gators carried a 28-0 lead into the locker room.

Florida State tried to fight back in the third quarter. Freshman Deion Sanders returned a punt 58 yards for a score and then Ferguson capped off a 75-yard drive with a 5-yard TD sprint as FSU closed the gap to 28-14.


But on Florida's next series, Bell reared back and completed a long pass to Frankie Neal, who turned the play into an 82-yard touchdown pass.

The Gators added a late field goal by Jeff Dawson from 40 yards out to close the scoring.

Florida took advantage of numerous FSU mistakes as the Seminoles turned the ball over six times in the game and a usually-accurate Derek Schmidt missed a pair of field goals. Ferguson did throw for 230 yards while senior Hassan Jones caught seven balls for a season-high 120 yards. Nattiel caught five for 161 for the Gators. FSU fell to 8-3 on the year while the Gators finished at 9-1-1 as 74,461 looked on.

FLORIDA STATE	0	0	14	0	14
FLORIDA	14	14	7	3	38

UF: Anderson 6 run (Dawson kick)  
UF: Anderson 3 run (Dawson kick)



UF: Nattiel 75 pass from Bell (Dawson kick)  
UF: Nattiel 14 pass from Bell (Dawson kick)  
FS: D. Sanders 58 punt return (Schmidt kick)  
FS: Ferguson 5 run (Schmidt kick)  
UF: Neal 82 pass from Bell (Dawson kick)  
UF: FG, Dawson 40

**Rushing—Florida State:** Ferguson 3-(-9), T. Smith 6-36, Ross 8-23, Cl. Jones 2-6, Wells 1-0, T. Holloman 1-4, Floyd 4-13, Bryant 1-(-11), FSU Totals 26-62. **Florida:** Bell 4-(-26), Williams 20-20, Anderson 23-95, McDonald 1-11, George 3-32, Corlew 1-3, UF Totals 52-135.

**Receiving—Florida State:** H. Jones 5-120, D. Holloman 2-31, Wells 2-7, Panton 1-4, Floyd 3-17, T. Holloman 1-3, Bryant 1-7, T. Smith 3-41, FSU Totals 18-230. **Florida:** Williams 2-31, Nattiel 5-161, Neal 2-109, Wiechmann 2-15, A. Williams 2-25, Jones 1-2, UF Totals 14-343.

**Passing—Florida State:** Ferguson 37-18-4-230. **Florida:** Bell 22-14-0-343.

## Florida State 34, Oklahoma State 23

JACKSONVILLE, FL (Dec. 30)—Freshman quarterback Chip Ferguson threw for 338 yards and a pair of touchdowns and Tony Smith added 201 yards rushing as Florida State rolled over Oklahoma State 34-23 in the 41st annual Gator Bowl Classic in Jacksonville.

FSU, who entered the game minus its top three receivers, fooled Oklahoma State by throwing on 15 of the first 20 plays of the game. Two Derek Schmidt field goals of 23 and 39 yards with a 39-yard touchdown play to Herb Gainer sandwiched in between gave FSU a 13-0 halftime lead.

Oklahoma State got on the scoreboard immediately following the intermission when

*Quarterback Chip Ferguson (opp. page) gives FSU something to cheer about with this keeper against the Gators. The freshman broke his collarbone in the first quarter of the Gator Bowl, yet finished the game and was named MVP. Deion Sanders (l. inset) surveys the scene on another punt return. Danny McManus (r. inset) contemplates the action in his short and painful 1985 season. Sophomore Herb Gainer (above) pulls in one of his two touchdowns in the Gator Bowl.*

a Ronnie Williams-directed drive of 63 yards ended in a 33-yard field goal by Brad Dennis.

But Ferguson, who was named the game's MVP, went back to the air, leading the Seminoles 73 yards on the next series and handing off to senior fullback Cletis Jones for a 3-yard touchdown run. An interception by Deion Sanders immediately gave the ball back to FSU and Ferguson, working from the OSU 36-yard line, used just five plays before hitting Gainer once again on a 19-yard touchdown pass. That sent the score to 27-3 in the Seminoles' favor.

Oklahoma State didn't give up, with Williams' marching 79 yards on the next series and passing 29 yards to All-American tailback Thurman Thomas for a Cowboy TD. Following a Ferguson fumble, Williams handed off to Thomas, who threw back to the quarterback for a 12-yard TD that closed the score to 27-17.

Early in the fourth quarter, Ferguson scored from 1 yard out to give the Seminoles a 17-point cushion. The Cowboys added a late touchdown on a Williams-to-Hart Lee Dykes 31-yard pass play.

FSU set four team records in the game, including one for 569 yards of total offense. It was FSU's fourth straight bowl appearance and second Gator Bowl victory in four years.

Sophomore wide receiver Randy White, who had never caught a pass in college, caught four first-half passes for 87 yards while Gainer, who had caught just five during the regular season, hauled in seven for 148 yards and his two TDs. Smith's 201 rushing yards came in just 24 carries, many of them on draw plays that FSU mixed effectively with the pass.

The Seminole defense held the heralded Thomas in check the entire game, holding him to just 97 yards on 26 attempts.

Florida State finished the season with a 9-3-0 record while the defending Gator Bowl champion OSU Cowboys fell to 8-4-0 before 79,417 in the Gator Bowl.

OKLAHOMA STATE	0	0	17	6	23
FLORIDA STATE	3	10	14	7	34

FS: FG, Schmidt 23  
FS: Gainer 39 pass from Ferguson (Schmidt kick)  
FS: FG, Schmidt 39  
OS: FG, Dennis 33  
FS: C. Jones 3 run (Schmidt kick)  
FS: Gainer 19 pass from Ferguson (Schmidt kick)  
OS: Thomas 29 pass from Williams (Dennis kick)  
OS: Williams 12 pass from Thomas (Dennis kick)  
FS: Ferguson 1 run (Schmidt kick)  
OS: Dykes 31 pass from Williams (pass failed)

**Rushing—Florida State:** Ferguson 6-(-4), T. Smith 24-201, Floyd 2-8, Ross 2-7, C. Jones 6-18, R. White 1-1, FS Totals 41-231. **Oklahoma State:** Williams 6-(-3), Thomas 26-97, Timmons 2-11, Dykes 1-1, OS Totals 35-106.

**Receiving—Florida State:** R. White 4-87, Gainer 7-148, T. Smith 2-8, Carter 5-81, Panton 1-10, Brown 1-4, FS Totals 20-338. **Oklahoma State:** Riley 3-49, Wemer 4-30, Dillard 2-13, Luper 1-11, Thomas 3-44, Williams 1-4, Dykes 8-104, OS Totals: 22-263.

**Passing—Florida State:** Ferguson 43-20-1-338. **Oklahoma State:** Williams 43-21-2-251, Thomas 1-1-0-12.



# 1985 STATISTICS



## Game-by-Game

Game-by-Game	Florida State					Opponents				
	Rushing	Passing	Tot-Offense	FD	TO	Rushing	Passing	Tot-Offense	FD	TO
Tulane	51-225	29-191	70-416	23	3	29-50	30-168	59-218	14	2
Nebraska	43-114	31-176	74-290	17	0	55-372	14-40	79-412	15	3
Memphis State	53-188	23-122	76-310	17	1	32-70	26-138	58-208	12	2
Kansas	44-249	31-269	75-518	27	3	32-113	44-308	76-421	24	5
Auburn	36-139	31-266	67-405	21	5	60-413	10-55	70-468	23	2
Tulsa	39-296	13-166	52-462	23	0	67-289	12-36	79-325	21	4
North Carolina	45-166	27-129	72-295	16	6	35-94	36-115	71-209	11	4
Miami	38-142	29-158	67-300	14	3	39(-18)	41-339	80-321	20	0
South Carolina	56-409	15-133	71-542	25	1	35-102	41-234	76-336	15	3
Western Carolina	72-379	22-238	94-617	31	4	21(-3)	32-148	53-145	8	5
Florida	26-62	37-230	63-292	14	6	52-135	22-243	74-478	20	0
<b>Totals</b>	<b>503-2369</b>	<b>277-2078</b>	<b>781-4447</b>	<b>228</b>	<b>32</b>	<b>457-1617</b>	<b>308-1929</b>	<b>765-3541</b>	<b>183</b>	<b>30</b>

## Season Totals


TEAM STATISTICS	FSU	Opp
<b>Total Points</b>	368	235
Average Per Game	33.5	21.4
TD/Run-Pass-Rtn.	21-18-6	12-15-3
PAT	44-44	29-30
2-PT Conversion	0-1	0-0
Safety	0	1
Field Goals	18-25	8-14
<b>First Downs</b>	228	183
By Rushing	118	88
By Passing	96	84
By Penalty	14	11
3rd Down Att./Con.	152/55	169/60
3rd Down Efficiency	36.2	35.5
<b>Total Yardage</b>	4447	3541
Average Per Game	404	322
Ball Control Plays	781	765
Average Per Play	5.7	4.6
% Plays Rush/Pass	64/36	60/40
% Yards Rush/Pass	53/47	46/54
<b>Rushing Yardage</b>	2369	1617
Average Per Game	215	147
Attempts	503	457
Average Per Rush	4.7	3.5
<b>Passing Yardage</b>	2078	1924
Average Per Game	189	175
Attempts/Completions	277/149	308/164
Percent Complete	53.8	53.2
Yards Per Attempt	7.5	6.2
Yards Per Completion	13.9	11.7
<b>Penalties</b>	79	67
Yards Penalized	644	531
Avg. Game (#/Yds.)	7/59	6/48
<b>Fumbles/Lost</b>	35/15	21/8
<b>Possession Time</b>	340:02	319:58
Average Per Game	30:54	29:06

SCHEDULE AND RESULTS	FSU	Opp	Attd.
Tulane (A)	38	12	37,478
Nebraska (A)	17	13	75,943
MEMPHIS STATE (H)	19	10	54,877
KANSAS (H)	24	20	57,135
Auburn (A)	27	59	75,000
TULSA (H)	76	14	53,500
North Carolina (A)	20	10	50,132
MIAMI (H)	27	35	61,250
SOUTH CAROLINA (H)	56	14	54,121
WESTERN CAROLINA (H)	50	10	52,778
Florida (A)	14	38	74,461

**Attendance:** Home—333,661 (55,610 avg.)  
 Away—313,014 (62,603 avg.)  
 Total—646,675 (58,789 avg.)

Score by Quarter	1	2	3	4	Total
Florida State	76	107	107	78	368
Opponents	76	59	31	69	235

**Record:** 9-3-0 (.727); **Home:** 5-1 (.833); **Away:** 3-2 (.600); **Television:** 4-2 (.667); **Day:** 4-3 (.571); **Night:** 4-0 (1.000)





# Individual Statistics

## Offense

### Season Totals

PASSING	G	Att-Comp-Int	Pct.	Yards	TD	LP	(Opp)
C. Ferguson	9	130-70-8	53.8	990	11	68	(Kansas)
D. McManus	4	69-40-1	58.0	513	3	32	(Auburn)
K. Coker	6	46-27-2	58.6	307	2	23	(Kansas)
E. Thomas	5	30-12-6	40.0	268	2	50	(Auburn)
H. Jones	10	2-0-0	00.0	0	0	0	(—)
J. Connolly	3	0-0-0	00.0	0	0	0	(—)
<b>FSU Totals</b>	<b>11</b>	<b>277-149-17</b>	<b>53.8</b>	<b>2078</b>	<b>18</b>	<b>68</b>	<b>(Kansas)</b>
<b>Opp Totals</b>	<b>11</b>	<b>308-164-22</b>	<b>53.2</b>	<b>1924</b>	<b>15</b>	<b>82</b>	<b>(Florida)</b>

RUSHING	G	Att.	Gain	Loss	Net	Avg.	TD	LP	(Opp)
T. Smith	10	111	711	33	678	6.1	4	44	(Tulsa)
V. Floyd	9	90	650	31	619	6.9	4	61	(S. Carol.)
Cl. Jones	11	89	405	0	405	4.6	2	30	(Miami)
K. Ross	11	50	321	6	315	5.0	4	53	(S. Carol.)
S. Smith	3	28	128	7	121	4.3	0	24	(Nebraska)
C. Wells	10	33	133	13	120	3.6	1	30	(W. Carol.)
D. Holloman	10	11	65	8	57	5.2	1	19	(Tulane)
T. Holloman	10	12	58	1	57	4.8	1	17	(Miami)
D. Palmer	11	9	56	0	56	6.2	0	19	(Tulane)
P. Bryant	11	3	10	11	-1	-0.3	0	8	(Kansas)
E. Thomas	5	12	34	35	-1	-0.1	0	8	(Tulsa)
C. Ferguson	9	31	50	64	-14	-0.4	2	9	(Tulane)
J. Connolly	3	2	2	9	-7	-3.5	0	2	(S. Carol.)
K. Coker	6	10	12	28	-16	-1.6	0	7	(Memphis St.)
D. McManus	4	12	13	33	-20	-1.7	2	9	(Tulane)
<b>FSU Totals</b>	<b>11</b>	<b>503</b>	<b>2648</b>	<b>279</b>	<b>2369</b>	<b>4.7</b>	<b>21</b>	<b>61</b>	<b>(S. Carol.)</b>
<b>Opp Totals</b>	<b>11</b>	<b>457</b>	<b>2054</b>	<b>437</b>	<b>1617</b>	<b>3.5</b>	<b>12</b>	<b>68</b>	<b>(Nebraska)</b>

SCORING	TD/R-P-Rtn.	FG-FGA	XP-XPA	Con.	Saf	Total
D. Schmidt	0-0-0	18-25	44-44	0	0	98
P. Bryant	0-5-0	0-0	0-0	0	0	30
H. Jones	0-5-0	0-0	0-0	0	0	30
V. Floyd	4-1-0	0-0	0-0	0	0	30
D. Holloman	1-3-0	0-0	0-0	0	0	24
T. Smith	4-0-0	0-0	0-0	0	0	24
K. Ross	4-0-0	0-0	0-0	0	0	24
P. Carter	0-3-0	0-0	0-0	0	0	18
D. McManus	2-0-0	0-0	0-0	0	0	12
C. Ferguson	2-0-0	0-0	0-0	0	0	12
Cl. Jones	2-0-0	0-0	0-0	0	0	12
D. Sanders	0-0-2	0-0	0-0	0	0	12
T. Holloman	1-0-0	0-0	0-0	0	0	6
C. Wells	1-0-0	0-0	0-0	0	0	6
P. Panton	0-1-0	0-0	0-0	0	0	6
E. Williams	0-0-1	0-0	0-0	0	0	6
B. Davis	0-0-1	0-0	0-0	0	0	6
P. McGowan	0-0-1	0-0	0-0	0	0	6
M. Mayhew	0-0-1	0-0	0-0	0	0	6
<b>FSU Totals</b>	<b>21-18-6</b>	<b>18-25</b>	<b>44-44</b>	<b>0</b>	<b>0</b>	<b>368</b>
<b>Opp Totals</b>	<b>12-15-3</b>	<b>8-14</b>	<b>29-30</b>	<b>0</b>	<b>1</b>	<b>235</b>

## Game-by-Game Totals

### INDIVIDUAL STATISTICAL LEADERS

RUSHING	TULAN	NEBRAS	MEMPH	KANSAS	AUBURN	TULSA	NCAROL	MIAMI	SCAROL	WCAROL	FLORIDA
C. Wells	7-38	6-16	2-4	0-0	2-1	0-0	0-0	0-0	6-14	9-48	1-0
C. Jones	13-81	8-15	11-40	11-48	6-29	8-42	11-41	7-45	3-15	9-43	2-6
S. Smith	9-25	12-74	7-23	DNP	DNP	DNP	DNP	DNP	DNP	DNP	DNP
T. Holloman	1-3	0-0	0-0	0-0	0-0	2-9	1-4	3-22	4-15	DNP	1-4
D. Holloman	1-19	1-6	2-7	DNP	3-17	1-6	2-10	1-(-8)	0-0	0-0	0-0
D. Palmer	5-33	0-0	0-0	1-0	0-0	0-0	0-0	0-0	0-0	3-23	0-0
V. Floyd	4-18	DNP	7-25	6-65	4-6	8-76	14-80	14-72	15-212	14-53	4-13
T. Smith	DNP	11-25	18-96	21-132	10-79	15-147	11-34	6-15	0-0	13-114	6-36
K. Ross	0-0	0-0	0-0	0-0	2-12	2-14	0-0	0-0	23-163	15-103	8-23

RECEIVING	G	No.	Yards	Avg.	TD	LP	(Opp)
H. Jones	10	34	738	21.7	5	57	(W. Carol.)
D. Holloman	10	20	323	16.2	3	47	(W. Carol.)
P. Bryant	11	17	360	21.2	5	68	(Kansas)
T. Smith	10	14	157	11.2	0	32	(Auburn)
P. Carter	11	14	154	11.0	3	26	(Miami)
V. Floyd	9	10	71	7.1	1	14	(S. Carol.)
C. Wells	10	10	44	4.4	0	13	(Nebraska)
T. Holloman	10	7	7	1.0	0	6	(Auburn)
H. Gainer	10	5	87	17.4	0	25	(W. Carol.)
G. White	11	5	42	8.4	0	29	(Nebraska)
P. Panton	11	4	28	7.0	1	12	(Auburn)
Cl. Jones	11	4	18	4.5	0	14	(N. Carol.)
T. O'Malley	11	3	40	13.3	0	15	(S. Carol.)
K. Ross	11	1	14	14.0	0	14	(Auburn)
S. Smith	3	1	-5	-5.0	0	0	(—)
<b>FSU Totals</b>	<b>11</b>	<b>149</b>	<b>2078</b>	<b>13.9</b>	<b>18</b>	<b>68</b>	<b>(Kansas)</b>
<b>Opp Totals</b>	<b>11</b>	<b>164</b>	<b>1929</b>	<b>11.7</b>	<b>15</b>	<b>82</b>	<b>(Florida)</b>

RETURN YARDAGE	All>Returns (No.-Yds.-LP-TD)	Interception
	Kickoff	Punt
K. Ross	17-418-80-0	
D. Sanders		30-255-58-1
D. Holloman	2-20-20-0	
T. Sanders		1-5-5-0
B. Richardson		3-8-8-0
C. Thomas	1-8-8-0	8-63-32-0
T. Holloman	2-4-3-0	
C. Wells	1-16-16-0	
G. White	1-9-9-0	
E. Williams		4-35-17-1
M. Mayhew		3-83-62-1
F. Jones		1-0-0-0
G. Newell		1-1-1-0
F. Hayes		1-13-13-0
P. McGowan		3-49-31-1
Al. Williams		1-4-4-0
S. Shiver		2-3-3-0
J. Parks	1-9-9-0	
J. Hadley		0-14-14-0
B. Davis		1-0-0-1
J. Soloman		1-6-6-0
<b>FSU Totals</b>	<b>25-484-80-0</b>	<b>38-342-58-2</b>
<b>Opp Totals</b>	<b>44-684-58-0</b>	<b>24-161-13-0</b>

NOTE: Brian Davis recovered blocked punt in endzone of Miami game and gets credit for 1 return and 1 touchdown. John Hadley, who blocked the kick, gets credit for 14 return yards but no return.

PUNTING	G	No.	Yards	Avg.	Block	LP	(Opp)
L. Berry	11	50	2154	43.1	0	67	(Miami)
<b>Opp Totals</b>	<b>11</b>	<b>72</b>	<b>2737</b>	<b>38.0</b>	<b>1</b>	<b>57</b>	<b>(S. Carol.)</b>

FIELD GOALS	FG-FGA	Pct.	18-29	30-39	40-49	50+
D. Schmidt	18-25	72.0	5-6	3-3	7-11	3-5
<b>Opp Totals</b>	<b>8-13</b>	<b>57.1</b>	<b>3-4</b>	<b>1-2</b>	<b>1-4</b>	<b>3-4</b>
<b>Schmidt Make:</b>	<b>49, 20, 51, 51, 46, 24, 18, 42, 46, 40, 23, 51, 37, 44, 36, 38, 21</b>					
<b>Schmidt Miss:</b>	<b>47, 52, 29, 40, 47, 47, 53</b>					

PASSING (#-COMP-YDS-TD-INT)	MCMANUS	FERGUSON	COKER	THOMAS
Tulane	19-14-191-2-1	0-0-0-0-0	DNP	DNP
Nebraska	26-15-172-1-0	DNP	4-3-4-0-0	DNP
Memphis State	15-5-68-0-0	DNP	8-7-54-1-0	DNP
Kansas	DNP	3-2-78-1-0	28-14-191-1-2	DNP
Auburn	9-6-82-0-0	5-1-19-0-1	DNP	16-6-165-0-3
Tulsa	DNP	6-5-93-3-0	DNP	7-3-73-2-0
North Carolina	DNP	23-15-124-1-0	DNP	4-1-5-0-2
Miami	DNP	28-14-158-2-2	DNP	DNP
South Carolina	DNP	10-8-106-3-0	4-1-15-0-0	1-1-12-0-0
Western Carolina	DNP	18-7-182-1-1	2-2-43-0-0	2-1-13-0-1
Florida	DNP	37-18-230-0-4	DNP	DNP

RECEIVING	TULAN	NEBRAS	MEMPH	KANSAS	AUBURN	TULSA	NCAROL	MIAMI	SCAROL	WCAROL	FLORIDA
H. Jones	1-26	DNP	2-47	7-107	2-73	3-67	4-74	3-44	3-77	4-103	5-120
P. Bryant	1-15	0-0	1-17	4-113	2-69	3-28	0-0	2-54	1-4	2-43	1-7
D. Holloman	5-60	5-63	1-13	DNP	3-35	1-35	1-12	0-0	0-0	2-54	2-31
H. Gainer	3-45	0-0	0-0	0-0	0-0	0-0	0-0	1-17	0-0	1-25	0-0
P. Carter	1-12	2-19	2-14	3-29	1-17	1-26	0-0	3-34	1-3	0-0	0-0
P. Panton	1-5	0-0	0-0	0-0	1-12	0-0	0-0	0-0	1-7	0-0	1-4
G. White	0-0	2-33	1-2	1-4	0-0	0-0	0-0	1-3	0-0	0-0	0-0
C. Wells	1-4	4-25	2-0	0-0	1-8	0-0	0-0	0-0	0-0	0-0	2-7
T. Smith	DNP	4-11	2-19	1-16	1-32	0-0	1-5	2-3	0-0	0-0	3-41
T. Holloman	1-4	0-0	0-0	0-0	1-6	0-0	2(-11)	1-4	1-1	DNP	1-3
V. Floyd	0-0	DNP	1-10	0-0	0-0	0-0	4-31	1(-1)	1-14	0-0	3-17
T. O'Malley	0-0	0-0	0-0	0-0	0-0	0-0	0-0	0-0	2-27	1-13	0-0

## Defense

Name	Initial Hits	Assists	Total Tackles	Big Plays
Paul McGowan	80	56	136	13 TFL, 1 PBU, 3 INT, 2 CF, 1 QS
Fred Jones	55	50	105	9 TFL, 3 QS, 1 PBU, 1 CF, 1 INT
Greg Newell	42	48	90	7 PBU, 1 INT
Martin Mayhew	41	28	69	9 PBU, 2 FR, 3 INT, 1 CF, 1 TFL
Garth Jax	22	43	65	6 QS, 3 TFL, 2 PBU
Stanley Scott	29	28	57	7 TFL, 5 QS, 1 FR, 2 PBU
Stan Shiver	32	22	54	7 PBU, 6 TFL, 1 FR, 2 INT, 1 QS
Gerald Nichols	26	27	53	5½ QS, 6 TFL, 2 CF
Felton Hayes	21	29	50	3 PBU, 6 TFL, 2 QS
Terry Warren	19	25	44	5 TFL, 2 QS
Deion Sanders	22	20	42	4 PBU, 1 INT
Isaac Williams	21	21	42	7 TFL, 1 PBU, 4½ QS
Jesse Soloman	22	16	38	3 PBU, 1 INT, 1 FR, 1 TFL
Eric Williams	22	16	38	2 PBU, 4 INT, 1 FR, 1 CF
Darryl Gray	15	19	34	5 PBU, 3 QS, 2 CF, 3 TFL, 1 FR
Tracy Sanders	17	17	34	1 PBU, 1 INT
Todd Stroud	7	22	29	1 QS, 1 TFL
Lenny Chavers	14	8	22	5 TFL, 2 QS
Steve Gabbard	11	11	22	
Bill Richardson	10	11	21	1 FR, 3 INT
Alphonso Williams	11	6	17	1 INT, 1 TFL, 1 PBU
Brian Davis	5	10	15	
Bruce Heggie	8	7	15	1-CF
Ed Clark	7	7	14	
Eric Stiehl	3	9	12	
John Hadley	2	7	9	1 FR, 1 BK(P)
Terry Robinson	5	1	6	1 TFL
Curtis Thomas	2	1	3	1 PBU
Anthony Johnson	1	1	2	
John Eaford	1	0	1	1 CF
Keith Southwood	0	1	1	1 CF
Lenny Sutton	1	0	1	1 QS

**SACK YARDAGE:** Garth Jax 6(-43), Gerald Nichols 5½(-34), Stanley Scott 5(-37), Isaac Williams 4½(-27), Darryl Gray 3(-31), Fred Jones 3(-16), Felton Hayes 2(-22), Lenny Chavers 2(-17), Terry Warren 2(-10), Lenny Sutton 1(-11), Todd Stroud 1(-9), Paul McGowan 1(-7), Stan Shiver 1(-5)

**TACKLE FOR LOSS YARDAGE:** Paul McGowan 13(-29), Fred Jones 9(-20), Stan Shiver 6(-10), Stanley Scott 7(-18), Terry Warren 6(-19), Gerald Nichols 5(-12), Felton Hayes 6(-10), Isaac Williams 7(-10), Lenny Chavers 5(-11), Garth Jax 3(-12), Alphonso Williams 1(-1), Martin Mayhew 1(-1), Darryl Gray 3(-10), Terry Robinson 1(-11), Todd Stroud 1(-1), Jesse Soloman 1(-3)

**KEY:** QS—Quarterback Sack; TFL—Tackle for Loss; PBU—Pass Broken Up; FR—Fumble Recovery; CF—Caused Fumble; INT—Interception; BK—Blocked Kick.

### LEADING TACKLERS BY GAME:

Tulane	Garth Jax 13, Paul McGowan 12, Gerald Nichols 11
Nebraska	Paul McGowan 14, Greg Newell 13, Fred Jones 13
Memphis State	Fred Jones 17, Paul McGowan 13, Garth Jax 6
Kansas	Martin Mayhew 11, Deion Sanders 9, Greg Newell 8
Auburn	Paul McGowan 14, Greg Newell 13, Fred Jones 12
Tulsa	Paul McGowan 15, Greg Newell 12, Garth Jax 12
North Carolina	Paul McGowan 12, Greg Newell 11, Stan Shiver 10
Miami	Paul McGowan 11, Fred Jones 11, Stan Shiver 9
South Carolina	Paul McGowan 10, Terry Warren 9, Fred Jones 8
Western Carolina	Martin Mayhew 6, Jesse Soloman 5, Paul McGowan 5
Florida	Paul McGowan 15, Fred Jones 12, Stanley Scott 6

## Season Highs

\*School Record

Individual	Florida State	Opponent
Long Rush, TD	61, V. Floyd vs. South Carolina	60, Rathman, Nebraska
Long Rush, No TD	56, V. Floyd vs. South Carolina	68, Agee, Auburn
Long Pass, TD	68, C. Ferguson to Bryant vs. Kansas	82, Bell to Nattiel, Florida
Long Pass, No TD	57, C. Ferguson to H. Jones vs. W. Carolina	55, Hold to Prater, South Carolina
Long Punt Rtn, TD	58, D. Sanders vs. Florida	None
Long Punt Rtn, No TD	37, D. Sanders vs. Tulsa	13, Harris, Memphis State
Long Int. Rtn, TD	100, D. Sanders vs. Tulsa*	64, Perry, W. Carolina
Long Int. Rtn, No TD	21, M. Mayhew vs. Kansas	26, Porter, Auburn
Most Int. Game	2, Several Players	2, Porter, Auburn; Bain, Miami
Long Punt	67, L. Berry vs. Miami	57, O'Conner, South Carolina
Most TDs Scored	2, Several Players	2, Several Players
Most TDs Responsible	4, D. McManus vs. Tulane (2 TD Passes, 2 TD Runs)	4, Testaverde, Miami (4 TD Pass)
Most Passes Attempted	4, C. Ferguson vs. S. Carolina (3 Pass, 1 Run)	44, Norseth, Kansas
Most Passes Completed	37, C. Ferguson vs. Florida	28, Norseth, Kansas
Passing Yardage	18, C. Ferguson vs. Florida	343, Bell, Florida
Most Pass Receptions	230, C. Ferguson vs. Florida	7, Zeno, Tulane; Smith, Miami
Reception Yardage	7, H. Jones vs. Kansas	161, Nattiel, Florida
Most Rushes	120, H. Jones vs. Florida	30, Jackson, Auburn
Most Rushing Yardage	23, K. Ross vs. South Carolina	179, Jackson, Auburn
Most Offensive Plays	212, V. Floyd vs. South Carolina	55, Norseth, Kansas; Testaverde, Miami
Most Yds. Total Off.	40, C. Ferguson vs. Florida	318, Norseth, Kansas
Lg. Kickoff Rtn.	221, C. Ferguson vs. Florida	58, Pittman, W. Carolina
	80, K. Ross vs. Tulsa	

## 1985 SEMINOLE HONOR ROLL



**Louis Berry**

A.P. All-American (H.M.)  
All-South Independent (1st)



**Hassan Jones**

A.P. All-American (H.M.)  
All-South Independent (1st)  
Japan Bowl



**Gerald Nichols**

A.P. All-American (H.M.)  
All-South Independent (2nd)



**Jamie Dukes**

Walter Camp All-American  
A.P. All-American (2nd)  
U.P.I. All-American (2nd)  
Football Writers All-American (1st)  
Football News All-American (3rd)  
All-South Independent (1st)



**Pablo Lopez**

Football News All-American (Sophomore)



**Derek Schmidt**

A.P. All-American (H.M.)  
U.P.I. All-American (H.M.)  
All-South Independent (1st)



**Chip Ferguson**

Football News All-American (Freshman)  
Gator Bowl MVP



**Martin Mayhew**

A.P. All-American (H.M.)  
All-South Independent (2nd)  
GTE CoSIDA Academic All-American (2nd)



**Stan Shiver**

Football News All-American (Freshman)



**Victor Floyd**

A.P. All-American (H.M.)  
All-South Independent (2nd)



**Paul McGowan**

A.P. All-American (H.M.)  
All-South Independent (1st)  
Sports Illustrated Player of the Week (vs. Nebraska)  
A.P. Southeastern Defensive Player of the Week (vs. Nebraska)  
Football News All-American (Sophomore)



**Pat Tomberlin**

A.P. All-American (H.M.)  
All-South Independent (2nd)



**John Ionata**

A.P. All-American (H.M.)  
All-South Independent (1st)



**Isaac Williams**

A.P. All-American (H.M.)  
All-South Independent (1st)