






# RECORD BOOK

**GREAT MOMENTS  
IN FSU HISTORY**

RD  
OK



## Platt's Fourth-and-Twenty-Two

# 1978

**W**hile Florida State's home game against Cincinnati in 1978 wasn't exactly a prime-time college encounter in terms of national impact, the way in which the outcome was determined certainly has to be one of the most memorable moments in FSU history.

The Seminoles were 3-1 and were heavily favored over the Bearcats. The home fans were a bit disappointed when the teams battled to a 14-14 halftime tie. The anticipated Florida State runaway in the second half never materialized either, and as time wore on, there began to be some serious doubts.



Trailing 21-14 mid-way through the fourth quarter, Florida State scored on a 5-yard

Jimmy Jordan pass to tight end Grady King. FSU Coach Bobby Bowden elected to go for two points at that stage, but Wally Woodham's pass fell incomplete, leaving the Tribe down by a point.

When the Seminole defense rose to the occasion and stopped Cincinnati on three plays, FSU was assured of a final try to pull it out.

Incomplete passes and a holding penalty seemed to have the Tribe doomed. The Bearcats were a virtual deadlock to pull the stunning upset. It was fourth down and 22. The ball was resting at the FSU 46. It would take a miracle. Jordan dropped straight back into the pocket. He fired over the middle to a streaking Sam Platt.

At first Platt worried about getting first down yardage as he headed for the east sideline. Suddenly, he turned upfield. Not only did he have the first down, but the endzone was in his sights. A miraculous 54-yard TD pass pulled the Seminoles from defeat, 26-21.

## INDIVIDUAL RECORDS

(Bowl games not included) \*NCAA Record \*\*NCAA Freshman Record

### Total Offense

#### Most Plays

Game—61, Gary Huff vs. Houston, Nov. 4, 1972  
 Season—429, Gary Huff, 1972  
 Career—921, Gary Huff, 1970-72

#### Most Yards Gained

Game—490, Bill Cappleman vs. Memphis State, Nov. 15, 1969  
 Season—2,770, Gary Huff, 1972  
 Career—6,086, Gary Huff, 1970-72

#### Most Touchdowns Responsible For

Game—6, Gary Huff vs. South Carolina, Oct. 23, 1971  
 Season—26, Gary Huff, 1972 and Bill Cappleman, 1968  
 Career—54, Gary Huff, 1970-72

### Rushing

#### Most Rushes

Game—33, Greg Allen vs. East Carolina, Sept. 3, 1983  
 Season—239, Larry Key, 1977  
 Career—625, Larry Key, 1974-77

#### Most Yards Gained

\*\* Game—322, Greg Allen vs. Western Carolina, Oct. 31, 1981  
 Season—1,134, Greg Allen, 1983  
 Career—3,769, Greg Allen, 1981-84

#### Most Yards Gained (Season)

By a Freshman—888, Greg Allen, 1981  
 By a Sophomore—817, Homes Johnson, 1978  
 By a Junior—1,134, Greg Allen, 1983  
 By a Senior—1,117, Larry Key, 1977

#### Most Games Gaining 100 Yards

Season—6, Sam Platt, 1980 and Greg Allen, 1984  
 Career—16, Greg Allen, 1981-84

#### Consecutive 100 Yard Games

Career—3, Sam Platt, 1980; Greg Allen, 1981 and 1983; Roosevelt Snipes, 1984

#### Most Games Gaining 200 Yards

Season—2, Greg Allen, 1981  
 Career—4, Greg Allen, 1981-84

#### Most Games Gaining 300 Yards

Season—1, Greg Allen, 1981  
 Career—1, Greg Allen, 1981

#### Highest Average Per Rush

Game (Min. 10 atts.)—14.1, (15-212), Victor Floyd vs. South Carolina, Nov. 9, 1985 and (Min. 20 atts.)—10.1, (22-223), Greg Allen vs. Arizona State, Nov. 4, 1984  
 Season (Min. 100 atts.)—7.3, (133-971), Greg Allen, 1984  
 Career (Min. 200 atts.)—6.0, Greg Allen, 1981-84

#### Most TDs Rushing

Game—4, Greg Allen vs. South Carolina, Nov. 6, 1982 and vs. Louisville, Nov. 13, 1982  
 Season—20, Greg Allen, 1982  
 Career—44, Greg Allen, 1981-84

#### Longest Rush

Game—97, Larry Key vs. Virginia Tech, Nov. 11, 1976

#### Most All Purpose Yardage

\* Game—417, Greg Allen vs. Western Carolina, Oct. 31, 1981  
 Season—1,605, Greg Allen, 1982  
 Career—4,996, Greg Allen, 1981-84

### Passing

#### Highest Passing Efficiency Rating

Season (Min. 10 atts./game)—151.8, Blair Williams, 1982  
 Career (Min. 150 cmp./game)—133.0, Gary Huff, 1970-72

#### Most Passes Attempted

Game—58, Gary Huff vs. Florida, Oct. 7, 1972  
 Season—385, Gary Huff, 1972  
 Career—796, Gary Huff, 1970-72

#### Most Passes Completed

Game—31, Bill Cappleman vs. Memphis State, Nov. 15, 1969  
 Season—206, Gary Huff, 1972  
 Career—436, Gary Huff, 1970-72

#### Highest Completion Percentage

Game (Min. 15 atts.)—84.0, (21-25), Gary Huff vs. Virginia Tech, Oct. 2, 1971  
 Season (Min. 100 atts.)—61.0, (94-154), Wally Woodham, 1977  
 Career (Min. 300 atts.)—57.4, (273-476), Wally Woodham, 1975, 77-79

#### Most Passes Intercepted

Game—5, Bill Cappleman vs. Virginia Tech, Nov. 2, 1968  
 Season—23, Gary Huff, 1972  
 Career—42, Gary Huff, 1970-72

#### Lowest Interception Percentage

Season (Min. 100 atts.)—1.65, (2-121), Steve Tensi, 1962  
 Career (Min. 300 atts.)—4.27, (15-351), Kim Hammond, 1965-67

#### Most Yards Gained

Game—508, Bill Cappleman vs. Memphis State, Nov. 15, 1969  
 Season—2,893, Gary Huff, 1972  
 Career—6,378, Gary Huff, 1970-72

#### Most 200 Yard Games

Season—9, Gary Huff, 1972  
 Career—15, Gary Huff, 1970-72

#### Consecutive 200 Yard Games

Career—11, Gary Huff, 1971-72

#### Most 300 Yard Games

Season—3, Gary Huff, 1971 and Kim Hammond, 1967  
 Career—5, Gary Huff, 1970-72

#### Consecutive 300 Yard Games

Career—3, Kim Hammond, 1967

#### Most Yards Per Attempt

Game (Min. 15 atts.)—15.0, (374-25), Gary Huff vs. Virginia Tech, Oct. 2, 1971  
 Season (Min. 100 atts.)—8.6, (1,535-179), Jimmy Black, 1976  
 Career (Min. 300 atts.)—8.0, (6,378-796), Gary Huff, 1970-72

## Most Yards Per Completion

Game (Min. 15 atts.)—23.8, (285-12), Gary Huff vs. Tulsa, Nov. 20, 1971  
 Season (Min. 100 atts.)—15.6, (1,218-78), Eric Thomas, 1984  
 Career (Min. 300 atts.)—14.6, (6,378-436), Gary Huff, 1970-72

## Most TD Passes

Game—5, Gary Huff vs. South Carolina, Oct. 23, 1971 and Bill Cappleman vs. Wake Forest, Nov. 23, 1968  
 Season—25, Bill Cappleman, 1968 and Gary Huff, 1972  
 Career—52, Gary Huff, 1970-72

## Consecutive Games with TD Pass

Career—13, Gary Huff, 1971-72

## Longest Pass

Game—96, Kurt Unglaub from Jimmy Jordan vs. Virginia Tech, Nov. 20, 1976

## Receiving

### Most Passes Caught

Game—16, Ron Sellers vs. South Carolina, Oct. 26, 1968  
 Season—86, Ron Sellers, 1968  
 Career—212, Ron Sellers, 1966-68

### Consecutive Games Catching a Pass

Career—30, Ron Sellers, 1966-68

### Most Yards Gained

Game—260, Ron Sellers vs. Wake Forest, Nov. 23, 1968  
 Season—1,496, Ron Sellers, 1968  
 \*Career—3,598, Ron Sellers, 1966-68

### Highest Average Per Reception

Game (Min. 5 rec.)—34.6, (173-5), Ron Sellers vs. Maryland, Sept. 21, 1968  
 Season (Min. 30 rec.)—21.7, (738-34), Hassan Jones, 1985  
 Career—(Min. 70 rec.)—20.1, (2,392-119), Barry Smith, 1970-72

### Most TD Passes Caught

Game—5, Ron Sellers vs. Wake Forest, Nov. 23, 1968  
 Season—13, Barry Smith, 1972  
 Career—25, Barry Smith, 1970-72

### Yards Gained Per Game

Season—149.6, Ron Sellers, 1968  
 Career—119.9, Ron Sellers, 1966-68

### Most 100 Yard Receiving Games

Season—7, Ron Sellers, 1968  
 Career—18, Ron Sellers, 1966-68

### Most 200 Yard Receiving Games

Season—4, Ron Sellers, 1968  
 Career—5, Ron Sellers, 1966-68

## Scoring

### Most Points

Game—30, Ron Sellers vs. Wake Forest, Nov. 23, 1968  
 Season—126, Greg Allen, 1982  
 Career—278, Greg Allen, 1981-84

### Most Touchdowns

Game—5, Ron Sellers vs. Wake Forest, Nov. 23, 1968  
 Season—21, Greg Allen, 1982  
 Career—46, Greg Allen, 1981-84

### Most PAT Attempted

Game—10, Derek Schmidt vs. Tulsa, Oct. 19, 1985  
 Season—53, Philip Hall, 1982  
 Career—119, Dave Cappelen, 1976-79

## Most PAT Made

Game—10, Derek Schmidt vs. Tulsa, Oct. 19, 1985  
 Season—52, Philip Hall, 1982  
 Career—111, Dave Cappelen, 1976-79

## Highest Percentage of PAT Made

Season (Min. 25 att.)—100.0, (38-38), Bill Capece, 1980 and Derek Schmidt (42-42), 1984 and (44-44), 1985  
 Career (Min. 50 att.)—100.0, Derek Schmidt, (86-86), 1984-85

## Consecutive PAT

Career—86, Derek Schmidt, 1984-85

## Most Points Kicking

Game—18, Bill Capece vs. Pittsburgh, Oct. 11, 1980  
 Season—104, Bill Capece, 1980  
 Career—240, Dave Cappelen, 1976-79

## Punting

### Most Punts

Game—12, Joe Downey vs. Houston, Nov. 3, 1973 and Bill Cheshire vs. Florida, Sept. 28, 1968  
 Season—81, Joe Downey, 1973  
 Career—244, Rohn Stark, 1978-81

### Highest Average

Game (Min. 5 punts)—54.8, (329-6), Rohn Stark vs. Florida, Nov. 28, 1981  
 Season (Min. 30 punts)—46.0, (2,941-64), Rohn Stark, 1981  
 Career (Min. 100 punts)—42.7, (10,418-244), Rohn Stark, 1978-81

### Most Yards on Punts

Game—465, Joe Downey vs. Houston, Nov. 3, 1973  
 Season—3,092, Joe Downey, 1973  
 Career—10,418, Rohn Stark, 1978-81

### Longest Punt

Game—84, Tommy Brown vs. Tampa, 1950

## Punt Returns

### Most Punt Returns

Game—10, David Snell vs. South Carolina, Oct. 24, 1970  
 Season—40, David Snell, 1970  
 Career—102, David Snell, 1970-72

### Most Yards on Punt Returns

Game—137, Bobby Jackson vs. Virginia Tech, Nov. 16, 1974  
 Season—363, David Snell, 1970  
 Career—850, David Snell, 1970-72

### Highest Average Per Punt Return

Game (Min. 3)—45.7, (137-3), Bobby Jackson vs. Virginia Tech, Nov. 16, 1974  
 Season (Min. 10)—20.1, (241-12), Phil Abraira, 1969  
 Career (Min. 25)—14.0, (377-27), Buddy Blankenship, 1964-65

### Most TDs on Punt Returns

Game—2, Joe Wessel vs. Arizona State, Nov. 3, 1984  
 Season—3, Joe Wessel, 1984  
 Career—3, Joe Wessel, 1981-84

### Longest Punt Return

Game—92, Phil Abraira vs. North Carolina, Nov. 22, 1969

## Kickoff Returns

### Most Kickoff Returns

Game—6, Larry Key vs. Miami, Sept. 24, 1977 and vs. Miami, Sept. 18, 1976; Joe Goldsmith vs. Mississippi State, Oct. 13, 1973; Billy Allen vs. East Carolina, 1983  
Season—29, Joe Goldsmith, 1973  
Career—67, Larry Key, 1974–77

### Most Yards on Kickoff Returns

Game—184, Leon Bright vs. Virginia Tech, Nov. 16, 1974  
Season—539, Joe Goldsmith, 1973  
Career—1,348, Larry Key, 1974–77

### Highest Average Per Kickoff Return

Game (Min. 3)—46.0, (184-4), Leon Bright vs. Virginia Tech, Nov. 16, 1974  
Season (Min. 10)—27.5, (358-13), Bill Odom, 1955  
Career (Min. 25)—25.1, (804-32), Eddie McMillian, 1970–72

### Most TDs on Kickoff Returns

Game—1, nine players, latest Billy Allen vs. West Virginia (Gator Bowl), Dec. 30, 1982  
Season—1, nine players, latest Billy Allen vs. West Virginia (Gator Bowl), Dec. 30, 1982  
Career—2, Eddie McMillian, 1970–72 and T.K. Wetherell, 1964–66

### Longest Kickoff Return

Game—100, Leon Bright vs. Virginia Tech, Nov. 16, 1974 and Bill Moreman/T.K. Wetherell vs. Kentucky, Oct. 9, 1965

## Field Goals

### Most Field Goals Attempted

Game—8, Frank Fontes vs. Wake Forest, Sept. 26, 1970  
Season—30, Bill Capece, 1980  
Career—71, Dave Cappelen, 1976–79

### Most Field Goals Made

Game—5, Bill Capece vs. Pittsburgh, Oct. 11, 1980  
Season—22, Bill Capece, 1980  
Career—43, Dave Cappelen, 1976–79

### Highest Percentage of Field Goals Made

Season (Min. 10 atts.)—73.3, (22-30), Bill Capece, 1980  
Career (Min. 40 atts.)—71.4, (35-49), Derek Schmidt, 1984–85

### Longest Field Goal Made

Game—54, Derek Schmidt vs. Miami, Sept. 22, 1984

## Blocked Kicks

### Most Blocked Kicks

Game—2, Joe Wessel vs. Temple, Sept. 29, 1984 and J.T. Thomas vs. Louisville, Sept. 12, 1970  
Season—5, Joe Wessel, 1984  
Career—7, Bobby Butler, 1977–80

### Most Blocked Punts

Game—1, Many players, latest John Hadley vs. Miami, Nov. 2, 1985  
Season—4, Joe Wessel, 1984  
Career—6, Bobby Butler, 1977–80

### Most Blocked Field Goals

Game—2, J.T. Thomas vs. Louisville, Sept. 12, 1970  
Season—2, J.T. Thomas, 1970  
Career—2, Alphonso Carreker, 1980–83 and J.T. Thomas, 1969–71

### Most TDs Scored Off Blocked Kicks

Game—2, Joe Wessel vs. Arizona State, Nov. 3, 1984  
Season—3, Joe Wessel, 1984  
Career—3, Joe Wessel, 1981–84

### Most TDs Scored Off Blocked Punts

Game—2, Joe Wessel vs. Arizona State, Nov. 3, 1984  
Season—3, Joe Wessel, 1984  
Career—3, Joe Wessel, 1981–84

### Most TDs Scored Off Blocked Field Goals

Game—1, many players, latest Eric Riley vs. Temple, Sept. 29, 1984  
Season—1, many players, latest Eric Riley, 1984  
Career—1, many players, latest Eric Riley, 1980–84

## Fumbles

### Caused Fumbles

Game—2, many players  
Season—13, Ron Simmons, 1977  
Career—17, Ron Simmons, 1977–80

### Fumble Recoveries

Game—3, Ron Wallace vs. Wichita State, Sept. 20, 1969  
Season—6, Ron Wallace, 1969  
Career—8, Ron Simmons, 1977–80, Willie Jones, 1975–78, and Ron Wallace, 1968–70

## Tackles

### Total Tackles

Game—29, Dale McCullers vs. Texas A & M, Oct. 5, 1968  
Season—181, Aaron Carter, 1977  
Career—512, Aaron Carter, 1974–77

### Quarterback Sacks

Game—5, Ron Simmons vs. North Texas State, Oct. 29, 1977  
Season—12, Ron Simmons, 1977  
Career—25, Ron Simmons, 1977–80

### Tackles for Loss

Game—4, Isaac Williams vs. Temple, Sept. 29, 1984  
Season—17, Ron Simmons, 1979  
Career—44, Ron Simmons, 1977–80

## Interceptions

### Most Passes Intercepted

Game—3, Willie Whitehead vs. Virginia Tech, Oct. 10, 1959 and James Thomas vs. Kansas State, Nov. 21, 1970  
Season—8, Monk Bonasorte, 1979  
Career—15, Monk Bonasorte, 1978–80

### Most Yards on Interceptions

Game—100, Deion Sanders vs. Tulsa, Oct. 19, 1985  
Season—111, Willie Whitehead, 1959  
Career—197, Harvey Clayton, 1979–82

### Most TDs on Interceptions

Game—1, many players, latest Martin Mayhew vs. North Carolina, Oct. 26, 1985  
Season—1, many players, latest Martin Mayhew vs. North Carolina, Oct. 26, 1985  
Career—1, many players, latest Martin Mayhew vs. North Carolina, Oct. 26, 1985

### Longest Interception Return

Game—100, Deion Sanders vs. Tulsa, Oct. 19, 1985

## TEAM RECORDS

### Team—Single Game Offense

#### Total Offense

- Most Plays**—100, vs. East Carolina, Sept. 20, 1980  
**Most Plays, Both Teams**—173, vs. San Diego State, Oct. 27, 1973  
**Most Yards Gained**—706, vs. East Carolina, Oct. 16, 1982  
**Most Yards Gained, Both Teams**—1,219, Arizona State, Nov. 3, 1984  
**Most Touchdowns**—9, vs. East Carolina, Sept. 20, 1980 and Memphis State, Nov. 17, 1979

#### Rushing

- Most Rushes**—81, vs. East Carolina, Sept. 20, 1980  
**Most Rushes, Both Teams**—120, vs. Oklahoma, Sept. 25, 1976  
**Most Yards**—479, vs. Western Carolina, Oct. 31, 1981  
**Most Yards, Both Teams**—706, vs. Louisville, Nov. 13, 1982  
**Most Touchdowns**—7, vs. East Carolina, Sept. 20, 1980

#### Passing

- Most Passes Attempted**—59, vs. Florida, Oct. 7, 1972  
**Most Passes Attempted, Both Teams**—94, vs. Ohio State, Oct. 3, 1981  
**Most Passes Completed**—31, vs. Memphis State, Nov. 15, 1969  
**Most Passes Completed, Both Teams**—56, vs. Ohio State, Oct. 3, 1981  
**Highest Percentage Completed (Min. 20 atts.)**—84.0, (21-25), vs. Virginia Tech, Oct. 2, 1971  
**Most Passes Intercepted**—7, vs. South Carolina, Nov. 10, 1984  
**Most Yards Gained**—508, vs. Memphis State, Nov. 15, 1969  
**Most Yards Gained, Both Teams**—761, vs. South Carolina, Oct. 25, 1968  
**Touchdown Passes**—5, vs. Wake Forest, Nov. 23, 1968, vs. South Carolina, Oct. 23, 1971 and vs. Tulsa, Oct. 19, 1985

#### Scoring

- Most Points**—76, vs. Tulsa, Oct. 19, 1985  
**Most Points, Both Teams**—96, vs. Arizona State, Nov. 3, 1984  
**Greatest Margin of Victory**—74, vs. Whiting Field, 1949\*  
 59, vs. Louisville, 1953  
**Greatest Margin of Defeat**—49, vs. Florida, 1973  
**Most Touchdowns**—10, vs. Tulsa, Oct. 19, 1985  
**Most Touchdowns, Both Teams**—13, vs. East Carolina, Sept. 3, 1983  
**Most PAT Made**—9, vs. East Carolina, Sept. 20, 1980  
**Most PAT Made, Both Teams**—12, vs. Tulsa, Oct. 19, 1985  
**Most Field Goals Made**—5, vs. Pittsburgh, Oct. 11, 1980  
**Most Field Goals Made, Both Teams**—6, vs. Florida, Dec. 3, 1983

\*Not recognized by the NCAA

#### First Downs

- Most First Downs**—36, vs. East Carolina, Sept. 20, 1980  
**Most First Downs, Both Teams**—55, vs. Louisiana St. Sept. 10, 1983 and Arizona State, Nov. 3, 1984  
**Most Rushing First Downs**—24, vs. East Carolina, Sept. 20, 1980  
**Most Rushing First Downs, Both Teams**—32, vs. Auburn, Oct. 23, 1976  
**Most Passing First Downs**—21, vs. Memphis State, Nov. 17, 1979  
**Most Passing First Downs, Both Teams**—37, vs. South Carolina, Oct. 26, 1968  
**Most Penalty First Downs**—4, vs. Furman, Sept. 29, 1962; Pittsburgh, Oct. 17, 1981; South Carolina, Nov. 10, 1984; Florida, Dec. 1, 1984 and South Carolina, Nov. 9, 1985  
**Most Penalty First Downs, Both Teams**—7, vs. Pittsburgh, Oct. 17, 1981

#### Punting

- Most Punts**—12, vs. Houston, Nov. 3, 1973 and vs. Florida, Sept. 28, 1968  
**Highest Average (Min. 5)**—54.8, (329-6) vs. Florida, Nov. 28, 1981

#### Punt Returns

- Most Punt Returns**—10, vs. South Carolina, Oct. 24, 1970  
**Most Yards Gained**—171, vs. Virginia Tech, Nov. 16, 1974  
**Most Touchdowns**—2, vs. Arizona State, Nov. 3, 1984

#### Kickoff Returns

- Most Kickoff Returns**—9, vs. Miami, Sept. 18, 1976 and vs. Auburn, Nov. 19, 1960  
**Most Yards Gained**—205, vs. Virginia Tech, Nov. 16, 1974  
**Most Touchdowns**—1, nine times, latest vs. West Virginia (Gator Bowl), Dec. 30, 1982

#### Fumbles

- Most Fumbles**—10, vs. Wichita State, Sept. 20, 1969  
**Most Fumbles, Both Teams**—27, vs. Wichita State, Sept. 20, 1969  
**Most Fumbles, Lost**—7, vs. Wichita State, Sept. 20, 1969  
**Most Fumbles Lost, Both Teams**—17, vs. Wichita State, Sept. 20, 1969

#### Penalties

- Most Penalties**—13, vs. Furman, Sept., 21, 1957, Arizona State, Nov. 3, 1984 and South Carolina, Nov. 9, 1985  
**Most Penalties, Both Teams**—31, vs. South Carolina, Nov. 9, 1985  
**Most Yards Penalized**—172, vs. Furman, Sept. 21, 1957  
**Most Yards Penalized, Both Teams**—264, vs. South Carolina, Nov. 9, 1985

## Team—Single Game Defense

### Total Defense

**Fewest Plays**—38, vs. Memphis State, Nov. 4, 1967  
**Fewest Yards**—23, vs. Citadel, Sept. 15, 1962  
**Most Yards**—651 vs. Arizona State, Nov. 3, 1984

### Rushing Defense

**Fewest Rushes**—22, vs. Pittsburgh, Oct. 11, 1980  
**Fewest Yards**—18, vs. Miami (36 carries), Nov. 2, 1985  
**Most Yards**—466, vs. Houston, Nov. 23, 1974

### Pass Defense

**Fewest Passes Attempted**—4, vs. Georgia Tech, Oct. 4, 1975; vs. Virginia Tech, Oct. 11, 1975 and vs. Memphis State, Nov. 4, 1967  
**Fewest Passes Completed**—0, vs. William & Mary, Oct. 22, 1960  
**Lowest Percentage Completed (Min. 10 atts.)**—15.4, (2-13), vs. Kansas State, Oct. 2, 1976 and vs. Citadel, Sept. 15, 1962  
**Fewest Yards**—0, vs. William & Mary, Oct. 22, 1960  
**Most Yards**—532 vs. Arizona State, Nov. 3, 1984  
**Most Passes Intercepted**—5, five times, latest, vs. Florida, Nov. 23, 1979  
**Most Yards on Interceptions**—134, vs. Tulsa, Oct. 19, 1985  
**Most TDs on Interceptions**—2, vs. Tulsa, Oct. 19, 1985

### First Downs

**Fewest First Downs**—2, vs. Citadel, Sept. 15, 1962  
**Fewest Rushing First Downs**—0, vs. Louisville, Sept. 13, 1980  
**Fewest Passing First Downs**—0, seven times, latest vs. East Carolina, Sept. 20, 1980

### Blocked Kicks

**Most Blocked Kicks**—2, many times, latest vs. Arizona State, Nov. 3, 1984, Tulane, Oct. 20, 1984, and Temple, Sept. 29, 1984  
**Most Blocked Punts**—2, Tulane, Oct. 20, 1984, South Carolina, Nov. 6, 1982, and Arizona State, Nov. 3, 1984  
**Most Blocked Field Goals**—2, vs. Louisville, 1970  
**Most TDs Scored off Blocked Kicks**—2, vs. Arizona State, Nov. 3, 1984, and Tulane, Oct. 20, 1984  
**Most TDs Scored off Blocked Punts**—2, vs. Tulane, Oct. 20, 1984 and Arizona State, Nov. 3, 1984  
**Most TDs Scored off Blocked Field Goals**—1, many times, latest Temple, Sept. 29, 1984

### Fumbles

**Most Fumbles Caused**—17, vs. Wichita State, Sept. 20, 1969  
**Most Fumbles Recovered**—10, vs. Wichita State, Sept. 20, 1969

## Turnovers

**Most Turnovers**—12, (2 int., -10 fum.), vs. Wichita State, Sept. 20, 1969

## Team—Single Season Offense

### Total Offense

**Most Yards Per Game**—465.8, (5,124-11), 1982  
**Highest Average Per Play**—6.2, (5,124-825), 1982  
**Most Yards**—5,124, 1982  
**Most Touchdowns**—53, 1982

### Rushing

**Most Yards**—3,021, 1984  
**Most Yards Per Game**—274.6, (3,021-11), 1984  
**Highest Average Per Play**—5.3, (3,021-571), 1984  
**Most Touchdowns**—30, 1982 and 1983

### Passing

**Most Passes Attempted**—389, 1972  
**Most Passes Completed**—209, 1972  
**Highest Average Per Attempt**—8.3, (2,040-247), 1976  
**Highest Average Per Completion**—16.3, (1,938-119), 1984  
**Most Yards**—2,974, 1972  
**Most Yards per Game**—284.4, (2,844-10), 1968  
**Highest Completion Percentage**—59.0, (147-249), 1964  
**Most TD Passes**—29, 1968  
**Highest Passing Efficiency Rating Points**—141.5, 1968

### Scoring

**Most Points**—389, 1984  
**Most Points Per Game**—35.3, (389-11), 1984  
**Most Touchdowns**—53, 1982  
**Most PAT Made**—52, 1982  
**Most Field Goals Made**—22, 1980

### First Downs

**Most First Downs**—269, 1983  
**Most Rushing First Downs**—146, 1984  
**Most Passing First Downs**—129, 1972  
**Most Penalty First Downs**—20, 1973 and 1975

### Punting

**Most Punts**—81, 1973  
**Fewest Punts**—41, 1964  
**Highest Average Per Punt**—45.2, (2,941-65), 1981

### Punt Returns

**Most Punt Returns**—44, 1970  
**Fewest Punt Returns**—14, 1960  
**Most Yards**—496, 1970



Highest Average Per Punt Return—13.7, (424-31), 1969  
Most Touchdowns—4, 1979

## Kickoff Returns

Most Kickoff Returns—56, 1973  
Fewest Kickoff Returns—15, 1962 and 1964  
Most Yards—998, 1974  
Highest Average Per Kickoff Return—24.5, (412-36), 1965  
Most Touchdowns—2, 1970 and 1981

## Fumbles

Most Fumbles—42, 1969  
Most Fumbles Lost—27, 1969  
Fewest Fumbles—10, 1966  
Fewest Fumbles Lost—5, 1965 and 1966

## Penalties

Most Penalties—89, 1984  
Most Yards Penalized—794, 1972  
Fewest Penalties—40, 1976  
Fewest Yards Penalized—423, 1976

## Team—Single Season Defense

### Total Defense

Fewest Yards—1,811, 1964  
Fewest Yards Per Game—181.1, (1,811-10), 1964  
Lowest Average Per Play—3.3 (3,410-658), 1964  
Fewest Touchdowns—8, 1980

### Rushing Defense

Fewest Yards—750, 1964  
Fewest Yards Per Game—75.0, (750-10), 1964  
Lowest Average Per Play—2.1, (750-355), 1964  
Fewest Touchdowns—2, 1980

### Pass Defense

Fewest Yards—675, 1958  
Fewest Yards Per Game—63.5, (698-11), 1975  
Fewest Yards Per Attempt—4.7, (693-148), 1962  
Fewest Yards Per Completion—10.3, (693-67), 1962  
Lowest Completion Percentage—34.1, (91-267), 1979  
Fewest Touchdowns—2, 1956; 1958; 1963 and 1964  
Most Interceptions—25, 1968  
Most Yards on Interceptions—307, 1985  
Most TDs on Interceptions—4, 1985

## Scoring

Fewest Points—66, 1964  
Fewest Points Per Game—6.6, (66-10), 1964

## First Downs

Fewest First Downs—90, 1962  
Fewest Rushing First Downs—45, 1962  
Fewest Passing First Downs—28, 1958  
Fewest Penalty First Downs—2, 1957

## Kickoff Returns

Lowest Average Per Kickoff Return—15.7, (502-32), 1962

## Punt Returns

Lowest Average Per Punt Return—3.3, (39-12), 1978  
Most Punts Returned for Touchdown—4, 1984

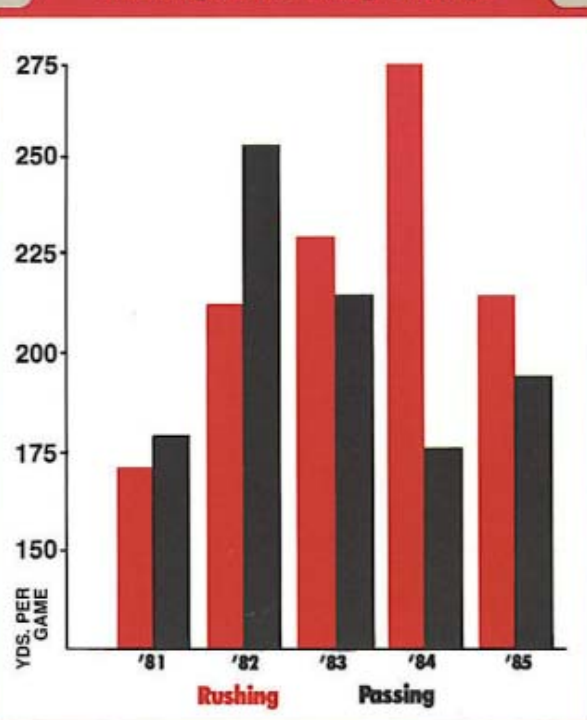
## Blocked Kicks

Most Blocked Kicks—9, 1984 and 1982  
Most Blocked Punts—8, 1984  
Most Blocked Field Goals—4, 1970  
Most TDs off Blocked Kicks—6, 1984  
Most TDs off Blocked Punts—5, 1984  
Most TDs off Blocked Field Goals—1, many years, latest 1984

## Fumbles

Most Fumbles Caused—45, 1979  
Most Fumbles Recovered—26, 1957

Rushing and Passing Yardage



## YEAR-BY-YEAR LEADERS

### Total Offense

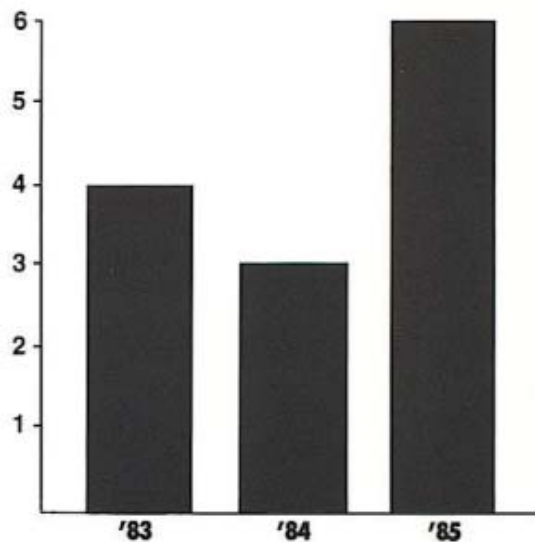
Year	Name	Plays	Yards	TD
1955	Len Swantic	116	595	6
1956	Lee Corso	147	725	8
1957	Bobby Renn	148	680	6
1958	Fred Pickard	122	602	4
1959	Joe Majors	227	1141	10
1960	Ed Trancygier	152	695	9
1961	Eddie Feely	181	722	7
1962	Eddie Feely	165	982	7
1963	Steve Tensi	169	852	9
1964	Steve Tensi	215	1635	15
1965	Ed Pritchett	325	1455	7
1966	Gary Pajcic	290	1735	9
1967	Kim Hammond	297	2074	17
1968	Bill Cappleman	349	2342	26
1969	Bill Cappleman	417	2135	14
1970	Tommy Warren	259	1713	12
1971	Gary Huff	386	2653	24
1972	Gary Huff	429	2770	26
1973	Billy Sexton	168	765	4
1974	Ron Coppess	215	909	3
1975	Clyde Walker	241	1424	11
1976	Jimmy Black	308	1836	11
1977	Wally Woodham	195	1263	13
1978	Jimmy Jordan	224	1330	15
1979	Jimmy Jordan	202	1107	13
1980	Rick Stockstill	272	1282	17
1981	Rick Stockstill	292	1247	11
1982	Kelly Lowrey	253	1670	15
1983	Kelly Lowrey	279	1686	20
1984	Eric Thomas	239	1277	14
1985	Chip Ferguson	161	976	13

### Rushing

Year	Name	No.	Yards	Avg.	TD
1955	Lee Corso	111	431	3.9	3
1956	Bobby Renn	105	596	5.7	2
1957	Fred Pickard	86	463	5.4	2
1958	Fred Pickard	122	615	5.0	4
1959	Fred Pickard	131	481	3.7	4
1960	Willie Whitehead	81	293	3.6	2
1961	Keith Kindermann	81	385	4.8	1
1962	Gene Roberts	75	299	4.0	0
1963	Dave Snyder	107	500	4.7	3
1964	Phil Spooner	136	516	3.8	5
1965	Jim Mankins	85	326	3.8	1
1966	Bill Moreman	123	480	3.9	7
1967	Bill Moreman	94	439	4.7	5
1968	Tom Bailey	116	570	4.9	2
1969	Tom Bailey	144	630	4.4	2
1970	Tom Bailey	121	514	4.2	2
1971	Paul Magalski	106	516	4.9	3

Year	Name	No.	Yards	Avg.	TD
1972	Hodges Mitchell	192	944	4.9	3
1973	Hodges Mitchell	171	669	3.9	2
1974	Larry Key	123	602	4.9	3
1975	Leon Bright	162	675	4.2	3
1976	Larry Key	144	712	4.9	4
1977	Larry Key	239	1117	4.7	3
1978	Homes Johnson	183	817	4.5	4
1979	Mark Lyles	225	1011	4.5	8
1980	Sam Platt	224	983	4.4	6
1981	Greg Allen	139	888	6.4	3
1982	Ricky Williams	134	857	6.4	3
1983	Greg Allen	200	1134	5.7	13
1984	Greg Allen	133	971	7.3	8
1985	Tony Smith	111	678	6.1	4

### Three-Year Television Appearances



### Passing

Year	Name	Att.	Cmp.	Int.	Yards	TD
1955	Len Swantic	73	37	5	576	2
1956	Lee Corso	59	32	5	369	5
1957	Bobby Renn	54	23	4	263	2
1958	Vic Prinzi	71	40	5	480	7
1959	Joe Majors	168	90	7	1063	7
1960	Ed Trancygier	97	38	10	552	6
1961	Eddie Feely	83	48	3	471	4
1962	Steve Tensi	121	60	2	796	6
1963	Steve Tensi	147	71	9	915	9

# The Record Book

Year	Name	Att.	Cmp.	Int.	Yards	TD
1964	Steve Tensi	204	121	10	1681	14
1965	Ed Pritchett	247	110	14	1225	5
1966	Gary Pajcic	232	125	9	1590	8
1967	Kim Hammond	241	140	10	1991	15
1968	Bill Cappleman	287	162	11	2410	25
1969	Bill Cappleman	344	183	18	2467	14
1970	Tommy Warren	190	97	10	1549	11
1971	Gary Huff	327	184	18	2736	23
1972	Gary Huff	385	206	23	2893	25
1973	Billy Sexton	128	51	12	754	4
1974	Ron Coppess	145	78	7	817	2
1975	Clyde Walker	203	117	8	1619	10
1976	Jimmy Black	179	104	9	1535	9
1977	Wally Woodham	154	94	9	1270	8
1978	Jimmy Jordan	199	108	9	1427	14
1979	Jimmy Jordan	180	87	14	1173	13
1980	Rick Stockstill	201	121	8	1377	15
1981	Rick Stockstill	238	122	14	1356	11
1982	Kelly Lowrey	217	113	8	1671	11
1983	Kelly Lowrey	233	131	12	1720	12
1984	Eric Thomas	161	78	4	1218	14
1985	Chip Ferguson	130	70	8	990	11

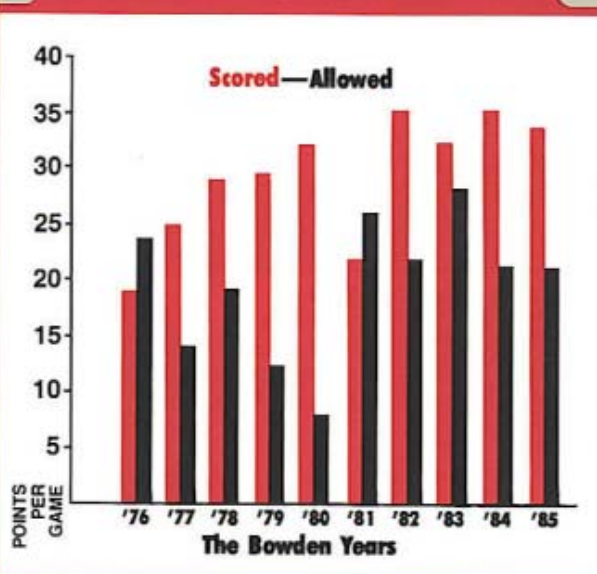
## Receiving

Year	Name	No.	Yards	TD
1955	Tom Fearnster	18	258	1
1956	Joe Holt	16	140	3
	Ron Schomburger	16	140	0
1957	Bob Nellums	21	217	2
1958	Jack Espenship	18	200	1
1959	Willie Whitehead	31	320	2
1960	Willie Whitehead	23	212	1
1961	Jim Daniel	10	113	0
	Tom Hillabrand	10	66	0
1962	Keith Kindermann	21	275	2
1963	Fred Biletnikoff	24	358	4
1964	Fred Biletnikoff	57	987	11
1965	Max Wettstein	24	365	3
1966	Ron Sellers	56	874	3
1967	Ron Sellers	70	1228	8
1968	Ron Sellers	86	1496	12
1969	Jim Tyson	49	720	4
1970	Rhett Dawson	54	946	5
1971	Rhett Dawson	62	817	7
1972	Barry Smith	69	1243	12
1973	Mike Shumann	21	280	2
1974	Mike Shumann	43	515	3
1975	Mike Shumann	38	730	5
1976	Ed Beckman	37	521	3
1977	Roger Overby	38	626	5
1978	Jackie Flowers	43	757	7
1979	Jackie Flowers	37	622	7
1980	Michael Whiting	25	203	0
1981	Michael Whiting	29	211	2
1982	Tony Johnson	30	500	2
1983	Weegie Thompson	31	502	3
	Jessie Hester	31	576	6
1984	Jessie Hester	42	832	9
1985	Hassan Jones	34	738	5

## Scoring

Year	Name	TD	PAT	CV	FG	PTS
1955	Len Swantic	4				24
	Buck Mets	4				24
1956	Bob Nellums	5	1-2			31
1957	Bob Nellums	5	2-3			32
1958	Bobby Renn	7		1		44
1959	Fred Pickard	7		1		44
1960	Bill Whitehead	3				18
	Ed Trancygier	3				18
1961	Eddie Feely	3				18
1962	Keith Kindermann	5				30
1963	Larry Brinkley	5		1		32
1964	Fred Biletnikoff	11		1		68
1965	Gene Roberts		10-14		7-12	31
1966	Jim Mankins	10				60
1967	Grant Guthrie		26-27		9-14	53
1968	Ron Sellers	12				72
1969	Grant Guthrie		15-17		11-18	48
1970	Frank Fontes		22-24		14-27	64
1971	Frank Fontes		30-31		13-24	69
1972	Barry Smith	14		1		86
1973	Ahmet Askin		8-9		4-9	20
1974	Ahmet Askin		14-15		4-14	26
1975	Rudy Thomas	6				36
	Larry Key	6				36
1976	Dave Cappelen		16-20		9-17	43
1977	Dave Cappelen		27-29		13-20	66
1978	Dave Cappelen		39-40		7-12	60
1979	Dave Cappelen		29-30		14-22	71
1980	Bill Capece		39-39		22-30	104
1981	Mike Rendina		25-27		9-15	52
1982	Greg Allen	21				126
1983	Greg Allen	13		1		80
1984	Derek Schmidt		42-42		17-24	93
1985	Derek Schmidt		44-44		18-25	98

## Points per Game



## SEASON LEADERS

### Total Offense

Name, Year	Plays	Yds.
1. Gary Huff, 1972	429	2770
2. Gary Huff, 1971	386	2653
3. Bill Cappleman, 1968	349	2342
4. Bill Cappleman, 1969	417	2135
5. Kim Hammond, 1967	297	2074
6. Jimmy Black, 1976	308	1836
7. Gary Pajcic, 1966	290	1735
8. Tommy Warren, 1970	259	1713
9. Kelly Lowrey, 1983	279	1686
10. Kelly Lowrey, 1982	253	1670

### Passes Completed

Name, Year	Att.	Cmp.
1. Gary Huff, 1972	385	206
2. Gary Huff, 1971	327	184
3. Bill Cappleman, 1969	344	183
4. Bill Cappleman, 1968	287	162
5. Kim Hammond, 1967	241	140
6. Kelly Lowrey, 1983	233	131
7. Gary Pajcic, 1966	232	125
8. Rick Stockstill, 1981	238	122
9. Steve Tensi, 1964	204	121
Rick Stockstill, 1980	201	121

### Rushing Yardage

Name, Year	Car.	Yds.
1. Greg Allen, 1983	200	1134
2. Larry Key, 1977	239	1117
3. Mark Lyles, 1979	225	1011
4. Sam Platt, 1980	224	983
5. Greg Allen, 1984	133	971
6. Hodges Mitchell, 1972	192	944
7. Greg Allen, 1981	139	888
8. Ricky Williams, 1982	134	857
9. Homes Johnson, 1978	183	817
10. Greg Allen, 1982	152	776

### Passing Yardage

Name, Year	Yds.
1. Gary Huff, 1972	2893
2. Gary Huff, 1971	2736
3. Bill Cappleman, 1969	2467
4. Bill Cappleman, 1968	2410
5. Kim Hammond, 1967	1991
6. Kelly Lowrey, 1983	1720
7. Steve Tensi, 1964	1681
8. Kelly Lowrey, 1982	1671
9. Clyde Walker, 1975	1619
10. Gary Pajcic, 1966	1590

### Rushing Touchdowns

Name, Year	TD
1. Greg Allen, 1982	20
2. Greg Allen, 1983	13
3. Kelly Lowrey, 1983	8
4. Mark Lyles, 1979	8
Jim Mankins, 1966	8
Greg Allen, 1984	8
7. Mark Lyles, 1978	7
8. Bill Moreman, 1966	7
9. Sam Platt, 1980	6
Rudy Thomas, 1975	6
Michael Whiting, 1980	6
Roosevelt Snipes, 1984	6

### Touchdown Passes

Name, Year	TD
1. Gary Huff, 1972	25
Bill Cappleman, 1968	25
3. Gary Huff, 1971	23
4. Kim Hammond, 1967	15
Rick Stockstill, 1980	15
6. Jimmy Jordan, 1978	14
Steve Tensi, 1964	14
Bill Cappleman, 1969	14
Eric Thomas, 1984	14
10. Jimmy Jordan, 1979	13



**Gary Huff**  
Total Offense  
Passes Completed  
Passing Yardage  
Touchdown Passes



**Greg Allen**  
Rushing Yardage  
Rushing Touchdowns  
Scoring



**Ron Sellers**  
Receptions  
Receiving Yardage

## Receptions

Name, Year	Catches
1. Ron Sellers, 1968	86
2. Ron Sellers, 1967	70
3. Barry Smith, 1972	69
4. Rhett Dawson, 1971	62
5. Fred Biletnikoff, 1964	57
6. Ron Sellers, 1966	56
7. Rhett Dawson, 1970	54
8. Gary Parris, 1972	49
Jim Tyson, 1969	49
10. Mike Shumann, 1974	43
Jackie Flowers, 1978	43

## Receiving Yardage

Name, Year	Yds.
1. Ron Sellers, 1968	1496
2. Barry Smith, 1972	1243
3. Ron Sellers, 1967	1228
4. Fred Biletnikoff, 1964	987
5. Rhett Dawson, 1970	946
6. Ron Sellers, 1966	874
7. Jessie Hester, 1984	832
8. Rhett Dawson, 1971	817
9. Jackie Flowers, 1978	757
10. Hassan Jones, 1985	738

## Touchdown Catches

Name, Year	TD
1. Barry Smith, 1972	13
2. Ron Sellers, 1968	12
3. Fred Biletnikoff, 1964	11
4. Jessie Hester, 1984	9
5. Ron Sellers, 1967	8
6. Rhett Dawson, 1971	7
Jackie Flowers, 1978	7
Sam Platt, 1978	7
Jackie Flowers, 1979	7
Hassan Jones, 1984	7

## Scoring

Name, Year	TD	PAT	CV	FG	PTS.
1. Greg Allen, 1982	21				126
2. Bill Capece, 1980		38-38		22-30	104
3. Derek Schmidt, 1985		44-44		18-25	98

Year	Name	TD	PAT	CV	FG	PTS
4. Derek Schmidt, 1984		42-42			17-24	93
5. Barry Smith, 1972		14				86
6. Greg Allen, 1983		13		1		80
7. Ron Sellers, 1968		12				72
8. Dave Cappelen, 1979		29-30			14-22	71
9. Philip Hall, 1982		52-53			6-7	70
10. Frank Fontes, 1971		30-31			13-24	69

When was the last time Florida State won all of its home games? It happened six years ago, in 1980, when FSU was a perfect 7-0 in Doak Campbell Stadium. It's also the last time that the Seminoles played seven contests at home.

What team has Florida State beaten more than any other team? That dubious title falls to Virginia Tech, who has lost 14 times to the Seminoles. Right behind Tech is Miami, who has fallen 13 times to the Seminoles. Turning it around though, the Seminoles have lost 16 times to Miami and a leading 21 times to Florida.

## Tackles

Name, Year	Tackles	Assists	Total
1. Aaron Carter, 1977	82	99	181
2. Reggie Herring, 1980	92	78	170
3. Dale McCullers, 1968	102	61	163
4. Henry Taylor, 1984	80	79	159
5. Jimmy Heggins, 1977	67	90	157

## Tackles for Loss

Name, Year	No.
1. Ron Simmons, 1979	17
2. Ron Simmons, 1977	13
3. Alphonso Carreker, 1983	12
Scott Warren, 1977	12
Paul McGowan, 1985	12
6. Arthur Scott, 1979	10

## Quarterback Sacks

Name, Year	No.
1. Ron Simmons, 1977	12
2. Willie Jones, 1978	10
3. Alphonso Carreker, 1982	8
Gerald Nichols, 1984	8



Barry Smith  
Touchdown Catches



Aaron Carter  
Tackles



Ron Simmons  
Tackles for Loss  
Quarterback Sacks

## CAREER LEADERS

### Total Offense

Name, Years	Plays	Yds.
1. Gary Huff (70-72)	921	6086
2. Bill Cappleman (67-69)	777	4499
3. Jimmy Jordan (76-79)	678	3764
4. Wally Woodham (75, 77-79)	573	3531
5. Kelly Lowrey (80-83)	450	3429
6. Steve Tensi (62-64)	525	3294
7. Larry Key (74-77)	627	2953
8. Kim Hammond (65-67)	433	2890
9. Gary Pajcic (66-68)	479	2681
10. Rick Stockstill (77, 79-81)	572	2630

### Rushing Yardage

Name, Year	Car.	Yds.
1. Greg Allen (81-84)	624	3769
2. Larry Key (74-77)	625	2953
3. Mark Lyles (76-79)	515	2218
4. Tom Bailey (68-70)	381	1714
5. Ricky Williams (79-82)	320	1625
6. Hodges Mitchell (72-73)	363	1613
7. Fred Pickard (57-59)	339	1546
Michael Whiting (78-81)	355	1485
9. Bobby Renn (56-58)	268	1455
10. Roosevelt Snipes (83-84)	214	1385

### Rushing Touchdowns

Name, Year	TD
1. Greg Allen (81-84)	44
2. Mark Lyles (76-79)	20
3. Bill Moreman (65-67)	14
4. Kelly Lowrey (80-83)	13
Larry Key (74-77)	13
5. Michael Whiting (78-81)	12
6. Bobby Renn (56-58)	11
7. Fred Pickard (57-59)	10
Rudy Thomas (73-76)	10
Roosevelt Snipes (83-84)	10
10. Phil Spooner (62-65)	9
Jim Mankins (65-66)	9

### Passes Completed

Name, Years	Att.	Cmp.
1. Gary Huff (70-72)	796	436
2. Bill Cappleman (67-69)	636	349
3. Jimmy Jordan (76-79)	594	297
4. Wally Woodham (75, 77-79)	476	273
5. Kelly Lowrey (80-83)	464	252
Steve Tensi (62-64)	472	252
7. Rick Stockstill (77, 79-81)	447	250
8. Kim Hammond (65-67)	351	196
9. Gary Pajcic (66-68)	383	195
10. Eddie Feely (60-62)	279	159

### Passing Yardage

Name, Years	Yds.
1. Gary Huff (70-72)	6378
2. Bill Cappleman (67-69)	4904
3. Jimmy Jordan (76-79)	4144
4. Wally Woodham (75, 77-79)	3550
5. Kelly Lowrey (80-83)	3469
6. Steve Tensi (62-64)	3392
7. Kim Hammond (65-67)	2777
8. Rick Stockstill (77, 79-81)	2739
9. Gary Pajcic (66-68)	2451
10. Jimmy Black (74 & 76)	1920

### Touchdown Passes

Name, Years	TD
1. Gary Huff (70-72)	52
2. Bill Cappleman (67-69)	39
Jimmy Jordan (76-79)	39
4. Steve Tensi (62-64)	28
5. Rick Stockstill (77, 79-81)	26
6. Kelly Lowrey (80-83)	24
7. Wally Woodham (75-79)	22
8. Kim Hammond (65-67)	19
9. Blair Williams (79-82)	16
10. Eric Thomas (81-84)	14

### Pass Interceptions

Name, Years	No.
1. Monk Bonasorte (77-80)	15
2. Lee Corso (53-56)	14
3. James Thomas (70-72)	12
Curt Campbell (50-52)	12
Keith Jones (78-80)	12
Brian McCrary (81-84)	12
7. Bobby Butler (77-80)	11
8. Walt Sumner (66-68)	11
9. Bobby Jackson (74-77)	10
Bill Brown (55-58)	10

### Receptions

Name, Years	Catches
1. Ron Sellers (66-68)	212
2. Mike Shumann (73-75, 77)	134
3. Rhett Dawson (69-71)	128
4. Barry Smith (70-72)	122
5. Jessie Hester (81-84)	107
6. Jackie Flowers (76-79)	101
7. Hassan Jones (82-85)	98
8. Fred Biletnikoff (62-64)	87
9. Gary Parris (70-72)	82
10. Mark Lyles (76-79)	81

## Receiving Yardage

Name, Years	Yds.
1. Ron Sellers (66-68)	3598
2. Barry Smith (70-72)	2392
3. Mike Shumann (73-75, 77)	2306
4. Jessie Hester (81-84)	2100
5. Rhett Dawson (69-71)	1915
6. Hassan Jones (82-85)	1764
7. Jackie Flowers (76-79)	1697
8. Fred Biletnikoff (62-64)	1463
9. Kurt Unglaub (76-80)	1260
10. Jim Tyson (68-70)	1204

## Touchdown Catches

Name, Years	TD
1. Barry Smith (70-72)	25
2. Ron Sellers (66-68)	23
3. Jessie Hester (81-84)	21
4. Hassan Jones (82-85)	17
5. Mike Shumann (73-75, 77)	16
Fred Biletnikoff (62-64)	16
7. Jackie Flowers (76-79)	14
8. Kent Gaydos (69-71)	12
Rhett Dawson (69-71)	12
Hardis Johnson (79-80)	12

## Scoring

Name, Years	TD	PAT	CV	FG	PTS.
1. Greg Allen (81-84)	46		1		278
2. Dave Cappelen (76-79)		111-119		43-71	240
3. Derek Schmidt (84-85)		86-86		35-49	191
4. Barry Smith (70-72)	27		1		164
5. Grant Guthrie (67-69)		72-76		28-50	156
6. Ron Sellers (66-68)	23				138
7. Jessie Hester (81-84)	22		2		136
8. Mark Lyles (76-79)	22		1		134
9. Frank Fontes (70-71)		52-55		27-51	133
10. Philip Hall (82-83)		90-98		11-16	123

## Tackles

Name, Years	No.
1. Aaron Carter, (74-77)	512
2. Ron Simmons, (77-80)	483
3. Reggie Herring, (77-80)	452
4. Ken Roe, (80-83)	373
5. Henry Taylor, (81-84)	344

## Tackles for Loss

Name, Years	No.
1. Ron Simmons (77-80)	44
2. Scott Warren (76-79)	22
3. Willie Jones (75-78)	20
Isaac Williams (82-85)	20
5. Alphonso Carreker (80-83)	19
Arthur Scott (76-80)	19

## Quarterback Sacks

Name, Years	No.
1. Ron Simmons (77-80)	25
2. Alphonso Carreker (80-83)	20
Willie Jones (75-78)	20



**Gary Huff**  
Total Offense  
Passes Completed  
Passing Yardage  
Touchdown Passes



**Greg Allen**  
Rushing Yardage  
Rushing Touchdowns  
Scoring



**Monk Bonasorte**  
Pass Interceptions



**Ron Sellers**  
Receptions  
Receiving Yardage  
Tackles for Loss  
Quarterback Sacks



**Barry Smith**  
Touchdown Catches

## BEST SINGLE-GAME PERFORMANCES

### Total Offense Leaders

Player	Opponent	Year	Yards
1. Bill Cappleman	Memphis State	1969	490
2. Bill Cappleman	South Carolina	1968	431
3. Tommy Warren	Virginia Tech	1970	384
4. Gary Huff	Houston	1972	383
5. Jimmy Black	Southern Mississippi	1976	372
6. Gary Huff	South Carolina	1971	369
Joe Majors	Tampa	1959	369
8. Bill Cappleman	Wake Forest	1968	367
9. Gary Huff	Virginia Tech	1971	357
10. Eric Thomas	Auburn	1984	352

### Yards Rushing Leaders

Player	Opponent	Year	Yards
1. Greg Allen	Western Carolina	1981	322
2. Greg Allen	Arizona State	1984	223
3. Victor Floyd	South Carolina	1985	212
4. Greg Allen	Louisiana State	1981	202
5. Greg Allen	Louisiana State	1983	201
6. Sam Platt	Memphis State	1980	188
7. Greg Allen	Louisville	1982	173
8. Larry Key	Auburn	1977	170
9. Keith Ross	South Carolina	1985	163
10. Buddy Strauss	Mississippi College	1949	161

### Yards Passing Leaders

Player	Opponent	Year	Yards
1. Bill Cappleman	Memphis State	1969	508
2. Bill Cappleman	South Carolina	1968	437
3. Gary Huff	Houston	1972	409
4. Gary Huff	Virginia Tech	1971	374
5. Bill Cappleman	Tulsa	1969	372
6. Kim Hammond	Mississippi State	1967	369
7. Gary Huff	South Carolina	1971	366
8. Bill Cappleman	Wake Forest	1968	365
9. Kim Hammond	Penn State (Gator Bowl)	1967	362
10. Eric Thomas	Auburn	1984	357

### Yards Receiving Leaders

Player	Opponent	Year	Yards
1. Ron Sellers	Wake Forest	1968	260
2. Ron Sellers	South Carolina	1968	259
3. Ron Sellers	Virginia Tech	1967	229
4. Ron Sellers	Memphis State	1968	218
5. Ron Sellers	Houston	1968	214
6. Fred Biletznikoff	Oklahoma (Gator Bowl)	1965	192
7. Fred Biletznikoff	Virginia Tech	1964	182
8. Jackie Flowers	Louisiana State	1979	174
9. Tony Johnson	Southern Mississippi	1982	166
10. Jackie Flowers	Houston	1978	165

### Pass Attempt Leaders

Player	Opponent	Year	Passes
1. Gary Huff	Florida	1972	58
2. Kim Hammond	Penn State (Gator Bowl)	1967	53
Gary Pajcic	Virginia Tech	1966	53
4. Gary Huff	Houston	1972	51
5. Bill Cappleman	Memphis State	1969	50
6. Gary Huff	Arizona State (Fiesta Bowl)	1971	46
7. Chip Ferguson	Oklahoma State (Gator Bowl)	1985	43
Jimmy Jordan	Mississippi State	1978	43
9. Gary Huff	Kansas	1972	42
Bill Cappleman	South Carolina	1968	42
Bill Cappleman	Florida	1969	42

### Pass Completion Leaders

Player	Opponent	Year	Passes
1. Kim Hammond	Penn State (Gator Bowl)	1967	37
2. Bill Cappleman	Memphis State	1969	31
3. Gary Pajcic	Virginia Tech	1966	28
Kelly Lowrey	East Carolina	1983	28
5. Gary Huff	Houston	1972	27
Gary Huff	Florida	1972	27
7. Gary Huff	Kansas	1972	26
Gary Huff	South Carolina	1971	26
9. Gary Huff	Auburn	1972	25
Gary Huff	Arizona State (Fiesta Bowl)	1971	25
Bill Cappleman	South Carolina	1968	25

### Pass Reception Leaders

Player	Opponent	Year	Passes
1. Ron Sellers	South Carolina	1968	16
2. Ron Sellers	Wake Forest	1968	14
Ron Sellers	Penn State (Gator Bowl)	1967	14
Ron Sellers	Houston	1968	14
5. Kent Gaydos	Houston	1969	13
Ron Sellers	Memphis State	1968	13
Ron Sellers	Alabama	1967	13
Ron Sellers	Virginia Tech	1966	13
Fred Biletznikoff	Oklahoma (Gator Bowl)	1965	13
10. Bill Moreman	Penn State (Gator Bowl)	1967	12

It is interesting to note that Florida State has never lost a homecoming game under Bobby Bowden. The last time the former grads were disappointed was the year before Bowden arrived in Tallahassee—1975—when FSU lost to the Miami Hurricanes 24-22.



## LONGEST PLAYS

### Longest Runs from Scrimmage without Scoring

- 76 yards by Roy Thompson vs. Stetson, 1951
- 66 yards by Greg Allen vs. Louisiana State, 1981
- 65 yards by Wayne Giardino vs. Oklahoma (Gator Bowl), 1965
- 65 yards by Dennis McKinnon vs. West Virginia (Gator Bowl), 1982
- 64 yards by Nelson Italiano vs. Troy State, 1951
- 60 yards by Jim Mankins vs. Texas Tech, 1966
- 60 yards by Nelson Italiano vs. Tampa, 1950
- 60 yards by Lee Corso vs. North Carolina State, 1956

### Longest Touchdown Runs from Scrimmage

- 97 yards by Larry Key vs. Virginia Tech, 1976
- 81 yards by Fred Pickard vs. Virginia Tech, 1957
- 81 yards by Greg Allen vs. Arizona State, 1984
- 80 yards by Phil Spooner vs. Houston, 1965
- 78 yards by Buck Metts vs. Stetson, 1964
- 77 yards by Jessie Hester vs. Miami, 1984
- 74 yards by Bobby McKinnon vs. Memphis State, 1973
- 68 yards by Bobby Fiveash vs. Tampa, 1958
- 66 yards by Dave Snyder vs. Furman, 1963
- 61 yards by Victor Floyd vs. South Carolina, 1985

### Longest Touchdown Plays

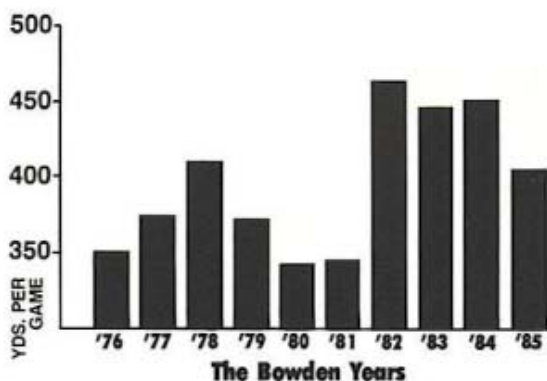
- 100 yards by Leon Bright vs. Virginia Tech, 1974 (KO return)
- 100 yards by Bill Moreman and T.K. Wetherell vs. Kentucky, 1965 (lateral on KO return)
- 100 yards by Deion Sanders vs. Tulsa, 1985 (interception return)
- 99 yards by Ted Hewitt vs. Stetson, 1948 (pass interception return)
- 99 yards by Fred Biletznikoff vs. Miami, 1963 (pass interception return)
- 97 yard run by Larry Key vs. Virginia Tech, 1976
- 97 yards by Billy Allen vs. Louisiana State, 1981 (KO return)
- 96 yard pass from Jimmy Jordan to Kurt Unglaub vs. Virginia Tech, 1976
- 96 yards by David Snell vs. Virginia Tech, 1970 (KO return)
- 95 yard pass from Jimmy Black to Rudy Thomas vs. Southern Mississippi, 1976
- 95 yards by Greg Allen vs. Western Carolina, 1981 (KO return)
- 95 yards by Billy Allen vs. West Virginia (Gator Bowl), 1982 (KO return)
- 94 yards by Bill Moreman and T.K. Wetherell vs. Miami, 1966 (lateral on KO return)
- 93 yards by Eddie McMillan vs. Memphis State, 1970 (KO return)

- 93 yards by Larry Key vs. Texas Tech (Tangerine Bowl), 1977 (KO return)
- 92 yards by Phil Abaira vs. North Carolina State, 1969 (punt return)
- 91 yards pass from Jimmy Black to Kurt Unglaub vs. North Texas State, 1976
- 90 yards by Eddie McMillan vs. Miami, 1971 (KO return)

### Longest Field Goals

- 54 yards by Derek Schmidt vs. Miami, 1984
- 53 yards by Grant Guthrie vs. Miami, 1969
- 52 yards by Derek Schmidt vs. Arizona State, 1984
- 52 yards by Mike Rendina vs. Ohio State, 1981
- 51 yards by Derek Schmidt vs. Memphis State, 1985
- 51 yards by Derek Schmidt vs. Memphis State, 1985
- 51 yards by Derek Schmidt vs. North Carolina, 1985
- 51 yards by Grant Guthrie vs. Virginia Tech, 1969
- 50 yards by Bill Capece vs. Pittsburgh, 1980
- 50 yards by Dave Cappelen vs. South Carolina, 1979

Offense: Total Yardage



### Longest Touchdown Passes

- 96 yards from Jimmy Jordan to Kurt Unglaub vs. Virginia Tech, 1976
- 95 yards from Jimmy Black to Rudy Thomas vs. Southern Mississippi, 1976
- 91 yards from Jimmy Black to Kurt Unglaub vs. North Texas State, 1976
- 88 yards from Gary Huff to Barry Smith vs. Kansas, 1971
- 86 yards from Gary Pajcic to Ron Sellers vs. Wake Forest, 1966
- 83 yards from Blair Williams to Dennis McKinnon vs. South Carolina, 1982
- 82 yards from Gary Pajcic to Ron Sellers vs. Maryland, 1968

# The Record Book

- 80 yards from Bill Cappelman to Don Pederson vs. Memphis State, 1969
- 80 yards from Nelson Italiano to Eddie Gray vs. Newberry, 1950
- 78 yards from Clyde Walker to Mike Shumann vs. Iowa State, 1975

## Longest Punt Returns

- 92 yards by Phil Abaira vs. North Carolina State, 1969 (TD)
- 80 yards by Robert Jackson vs. Virginia Tech, 1974 (TD)
- 80 yards by Bill Odom vs. Stetson, 1954 (TD)
- 75 yards by Walt Sumner vs. Alabama, 1967 (TD)
- 75 yards by Ralph Claudron vs. Whiting Field, 1949 (TD)
- 71 yards by David Snell vs. Louisville, 1970 (TD)
- 70 yards by Bill Campbell vs. Wake Forest, 1965 (TD)
- 65 yards by Gary Henry vs. Southern Mississippi, 1979 (TD)
- 60 yards by Lee Corso vs. North Carolina State, 1956
- 58 yards by Tommy Brown vs. Jacksonville Navy, 1951
- 58 yards by Deion Sanders vs. Florida, 1985 (TD)

## Longest Kickoff Returns

- 100 yards by Leon Bright vs. Virginia Tech, 1974 (TD)
- 100 yards by Bill Moreman and T.K. Wetherell vs. Kentucky, 1965 (TD, lateral)
- 97 yards by Billy Allen vs. Louisiana State, 1981 (TD)
- 96 yards by David Snell vs. Virginia Tech, 1970 (TD)

- 95 yards by Greg Allen vs. Western Carolina, 1981 (TD)
- 95 yards by Billy Allen vs. West Virginia (Gator Bowl), 1982 (KO return)
- 94 yards by Bill Moreman and T.K. Wetherell vs. Miami, 1966 (TD, lateral)
- 93 yards by Eddie McMillan vs. Memphis State, 1970 (TD)
- 93 yards by Larry Key vs. Texas Tech (Tangerine Bowl), 1977
- 90 yards by Eddie McMillan vs. Miami, 1971 (TD)
- 89 yards by Bill Odom vs. Virginia Tech, 1955 (TD)
- 84 yards by Fred Pickard vs. Tampa, 1958
- 80 yards by Keith Ross vs. Tulsa, 1985
- 72 yards by Bobby Renn vs. Florida, 1958
- 68 yards by Jim Heggins vs. Miami, 1974

## Longest Interception Returns

- 100 yards by Deion Sanders vs. Tulsa, 1985 (TD)
- 99 yards by Ted Hewitt vs. Stetson, 1958 (TD)
- 99 yards by Fred Biletnikoff vs. Miami, 1963 (TD)
- 86 yards by Tom Hillabrand vs. Auburn, 1960 (TD)
- 81 yards by Bud Whitehead vs. Wake Forest, 1959 (TD)
- 74 yards by Dale McCullers vs. Houston, 1967
- 69 yards by Howard Ehler vs. Oklahoma (Gator Bowl), 1965 (TD)
- 66 yards by Bill Dawkins vs. Wofford (Cigar Bowl), 1959
- 62 yards by Martin Mayhew vs. North Carolina, 1985 (TD)
- 51 yards by Tracy Ashley vs. Southern Illinois, 1982

## The Last Time It Happened in a Game

### Individual

Rushed for 100 yards—Tony Smith vs. Oklahoma State, 1985 Gator Bowl (24-201)

Rushed for 200 yards—Tony Smith vs. Oklahoma State, 1985 Gator Bowl (24-201)

Rushed for 300 yards—Greg Allen vs. Western Carolina, 1981 (32-322)

Passed for 200 yards—Chip Ferguson vs. Oklahoma State, 1985 Gator Bowl (20-43-338)

Passed for 300 yards—Chip Ferguson vs. Oklahoma State, 1985 Gator Bowl (20-43-388)

Passed for 400 yards—Gary Huff vs. Houston, 1972 (27-51-409)

Passed for 500 yards—Bill Cappelman vs. Memphis State, 1969 (31-50-508)

Received for 100 yards—Herb Gainer vs. Oklahoma State, 1985 Gator Bowl (7-148)

Received for 150 yards—Jessie Hester vs. South Carolina, 1985 (9-156)

Scored 2 touchdowns rushing—Keith Ross vs. South Carolina, 1985

Scored 3 touchdowns rushing—Greg Allen vs. Louisville, 1983

Scored 4 touchdowns rushing—Greg Allen vs. South Carolina, 1982

Passed for 3 touchdowns—Chip Ferguson vs. South Carolina, 1985

Passed for 4 touchdowns—Eric Thomas vs. Auburn, 1984

Passed for 5 touchdowns—Gary Huff vs. South Carolina, 1971

Scored 2 touchdowns receiving—Herb Gainer vs. Oklahoma State, 1985 Gator Bowl

Scored 3 touchdowns receiving—Sam Platt vs. Navy, 1978

Scored 4 touchdowns receiving—Ron Sellers vs. Wake Forest, 1968

Scored 5 touchdowns receiving—Ron Sellers vs. Wake Forest, 1968

Kicked 3 field goals—Derek Schmidt vs. Memphis State, 1985

Kicked 4 field goals—Derek Schmidt vs. Memphis State, 1985

Kicked 5 field goals—Bill Capece vs. Pittsburgh, 1980

Returned an interception for touchdown—Martin Mayhew vs. North Carolina, 1985

Returned a punt for a touchdown—Deion Sanders vs. Florida, 1985

Returned a blocked punt for touchdown—Brian Davis vs. Miami, 1985

Returned a kickoff for touchdown—Billy Allen vs. West Virginia, 1982 Gator Bowl

Kicked 6 PATs—Derek Schmidt vs. Tulsa, 1985

Kicked 7 PATs—Derek Schmidt vs. Tulsa, 1985

Kicked 8 PATs—Derek Schmidt vs. Tulsa, 1985

Kicked 9 PATs—Derek Schmidt vs. Tulsa, 1985

Kicked 10 PATs—Derek Schmidt vs. Tulsa, 1985

Intercepted 2 passes—Martin Mayhew vs. North Carolina, 1985

Intercepted 3 passes—James Thomas vs. Kansas State, 1970

### Team

Rushed for 200 yards—231, vs. Oklahoma State, Gator Bowl, 1985

Rushed for 300 yards—379, vs. Western Carolina, 1985

Rushed for 400 yards—409, vs. South Carolina, 1985

Passed for 200 yards—338, vs. Oklahoma State, Gator Bowl, 1985

Passed for 300 yards—338, vs. Oklahoma State, Gator Bowl, 1985

Passed for 400 yards—437, vs. South Carolina, 1982

Passed for 500 yards—508, vs. Memphis State, 1968

Had 400 yards of total offense—569, vs. Oklahoma State, Gator Bowl, 1985

Had 500 yards of total offense—569, vs. Oklahoma State, Gator Bowl, 1985

Had 600 yards of total offense—617, vs. Western Carolina, 1985

Had 700 yards of total offense—706, vs. East Carolina, 1982

Scored 30 points—34, vs. Oklahoma State, Gator Bowl, 1985

Scored 40 points—50, vs. Western Carolina, 1985

Scored 50 points—50, vs. Western Carolina, 1985

Scored 60 points—76, vs. Tulsa, 1985

Scored 70 points—76, vs. Tulsa, 1985

Had 3 touchdowns rushing—5, vs. Western Carolina, 1985

Had 4 touchdowns rushing—5, vs. Western Carolina, 1985

Had 5 touchdowns rushing—5, vs. Western Carolina, 1985

Had 6 touchdowns rushing—6, vs. Louisville, 1982

Had 20 first downs—30, vs. Oklahoma State, Gator Bowl, 1985

Had 25 first downs—30, vs. Oklahoma State, Gator Bowl, 1985

Had 30 first downs—30, vs. Oklahoma State, Gator Bowl, 1985

Had 35 first downs—36, vs. East Carolina, 1980

## TEAM SEASON RECORDS

### Points Scored

- 389 in 1984
- 388 in 1982
- 368 in 1985
- 353 in 1983
- 352 in 1980
- 319 in 1979
- 312 in 1978
- 287 in 1972
- 281 in 1968
- 274 in 1977

### Most Touchdowns Scored

- 53 in 1982
- 48 in 1984
- 48 in 1983
- 45 in 1985
- 42 in 1978
- 41 in 1980
- 39 in 1979
- 39 in 1972
- 39 in 1954
- 37 in 1968

### Most Touchdowns Rushing

- 30 in 1982
- 30 in 1983
- 23 in 1984
- 21 in 1966
- 21 in 1985
- 20 in 1950
- 19 in 1953
- 18 in 1951
- 18 in 1978

### Most Touchdowns Passing

- 29 in 1968
- 28 in 1972
- 23 in 1971
- 21 in 1982
- 19 in 1984
- 19 in 1954
- 19 in 1980
- 18 in 1983
- 18 in 1979
- 18 in 1967
- 18 in 1977
- 18 in 1985

### XP Run-Pass Made

- 5 in 1958 (of 8)
- 5 in 1959 (of 14)
- 4 in 1975 (of 5)
- 3 in 1979 (of 8)
- 3 in 1960 (of 7)
- 3 in 1984 (of 6)

### XP Run-Pass Attempted

- 14 in 1959
- 8 in 1979
- 8 in 1958
- 7 in 1960
- 6 in 1970
- 6 in 1972
- 6 in 1984

### Most First Downs Made

- 269 in 1983
- 254 in 1982
- 251 in 1984
- 233 in 1968
- 232 in 1978
- 228 in 1985
- 224 in 1977
- 222 in 1980
- 221 in 1979
- 218 in 1981

### Most Field Goals Made

- 22 in 1980
- 18 in 1985
- 17 in 1984
- 15 in 1979
- 14 in 1970

- 13 in 1977
- 13 in 1971

- 12 in 1969

- 9 in 1967

- 9 in 1964

### Most Field Goals Attempted

- 30 in 1980

- 25 in 1970

- 25 in 1985

- 24 in 1979

- 24 in 1971

- 24 in 1984

- 23 in 1977

- 21 in 1969

- 18 in 1972

- 18 in 1968

### XP Kicks Made

- 52 in 1982 (of 53)

- 44 in 1985

- 42 in 1984

- 39 in 1978

- 38 in 1983 (of 45)

- 38 in 1980

- 31 in 1968 (of 32)

- 30 in 1979

- 30 in 1971 (of 31)

- 30 in 1972 (of 33)

### XP Kicks Attempted

- 53 in 1982

- 45 in 1983

- 44 in 1985

- 42 in 1984

- 40 in 1978

- 38 in 1980

- 36 in 1954

- 33 in 1972

- 33 in 1950

- 32 in 1968

### Total Plays

- 855 in 1979

- 845 in 1978

- 835 in 1980

- 830 in 1983

- 825 in 1982

- 814 in 1952

- 810 in 1972

- 807 in 1984

- 792 in 1968

- 787 in 1970

### Most Yards Rushing

- 3021 in 1984

- 2552 in 1983

- 2369 in 1985

- 2339 in 1982

- 2194 in 1949

- 2142 in 1953

- 2138 in 1980

- 1955 in 1981

- 1861 in 1979

- 1826 in 1976

### Most Yards Rushing Per Game

- 274.6 in 1984

- 229.3 in 1983

- 225.9 in 1950

- 219.4 in 1949

- 215.4 in 1985

- 214.2 in 1953

- 212.6 in 1982

- 210.3 in 1948

- 205.0 in 1951

- 194.3 in 1980

### First Down Rushing

- 146 in 1984

- 140 in 1983

- 137 in 1980

- 118 in 1985

- 117 in 1981

- 116 in 1982

- 107 in 1975

- 106 in 1958

- 105 in 1979

- 105 in 1956

- 105 in 1953

### First Down Penalty

- 20 in 1975

- 20 in 1973

- 18 in 1983

- 17 in 1966

- 15 in 1984

- 15 in 1968

- 15 in 1976

- 14 in 1985

- 13 in 1980

- 12 in 1981

### Total Offense

- 5124 in 1982

- 4959 in 1984

- 4889 in 1983

- 4522 in 1978

- 4474 in 1972

- 4447 in 1985

- 4328 in 1968

- 4217 in 1970

- 4103 in 1977

- 4075 in 1979

### Total Offense Per Game

- 465.8 in 1982

- 451.0 in 1984

- 444.4 in 1983

- 432.8 in 1968

- 411.1 in 1978

- 406.7 in 1972

- 404.3 in 1985

- 383.4 in 1970

- 378.6 in 1967

- 349.3 in 1981

### Most Pass Completions

- 209 in 1972

- 206 in 1978

- 195 in 1968

- 191 in 1969

- 190 in 1967

- 190 in 1982

- 176 in 1983

### Highest Completion Percent

- 59.0 in 1964

- 58.6 in 1980

- 56.2 in 1983

- 55.8 in 1978

- 55.5 in 1976

- 55.0 in 1971

- 54.8 in 1968

- 54.6 in 1982

- 54.5 in 1977

- 54.3 in 1956

### Most Times Intercepted

- 23 in 1972

- 21 in 1973

- 21 in 1967

- 21 in 1954

- 18 in 1981

### Most Rush Plays

- 603 in 1980

- 571 in 1984

- 519 in 1975

- 518 in 1983

- 515 in 1953

- 507 in 1979

- 503 in 1985

- 492 in 1981

- 488 in 1976

- 477 in 1982

### Rush Yards Per Play

- 5.69 in 1985

- 5.29 in 1984

- 4.95 in 1949

- 4.90 in 1982

- 4.87 in 1983

- 4.34 in 1968

- 4.30 in 1950

- 4.28 in 1950

- 4.23 in 1953

- 4.00 in 1981

### First Downs Passing

- 129 in 1972

- 128 in 1978

- 127 in 1982

- 127 in 1968

- 120 in 1977

- 117 in 1971

- 112 in 1970

- 112 in 1966

- 111 in 1983

### Most Yards Passing

- 2974 in 1972

- 2844 in 1968

- 2838 in 1970

- 2785 in 1982

- 2750 in 1971

- 2749 in 1978

- 2367 in 1983

### Most Yards Pass Per Game

- 284.4 in 1968

- 270.4 in 1972

- 258.4 in 1967

- 258.0 in 1970

- 255.0 in 1969

- 253.2 in 1982

### Most Pass Attempts

- 389 in 1972

- 369 in 1978

- 356 in 1969

# The Record Book

## RECORD AGAINST ALL OPPONENTS

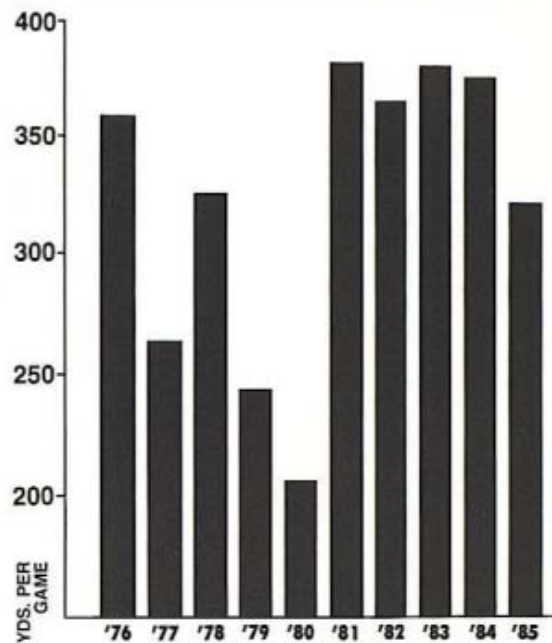
Team	First Meeting	Last Meeting	Date	Site	Score	W	L	T
Abilene Christian	1953	1957	H		34-7	1	2	0
Alabama	1965	1974	H		7-8	0	2	1
Arizona State*	1971	1984	A		52-44	3	1	0
Auburn	1954	1985	A		27-59	1	12	1
Baylor	1965	1974	H		17-21	1	2	1
Boston College	1957	1980	H		41-7	2	1	0
Cincinnati	1977	1983	H		43-17	5	0	0
Citadel, The	1955	1962	H		49-0	4	0	1
Clemson	1970	1976	H		12-15	2	1	0
Colorado State	1972	1974	H		7-14	1	1	0
Cumberland	1947	1948	H		30-0	1	1	0
Delta State	1951	1951	H		34-0	1	0	0
East Carolina	1980	1984	H		48-17	4	0	0
Erskine	1948	1949	H		26-7	1	1	0
<b>Florida</b>	1958	1985	A		14-38	6	21	1
Furman	1952	1963	H		49-6	7	2	0
George Washington	1961	1961	H		15-7	1	0	0
Georgia*	1954	1984	N		17-17	4	5	1
Georgia Tech	1952	1975	A		0-30	0	7	1
Houston	1960	1978	H		21-27	2	12	2
Howard	1950	1950	H		20-6	1	0	0
Iowa State	1975	1975	H		6-10	0	1	0
Jacksonville Navy	1951	1951	A		39-0	1	0	0
Jacksonville State (Ala.)	1947	1947	H		0-7	0	1	0
Kansas	1971	1985	H		24-20	4	2	0
Kansas State	1970	1977	A		18-10	3	0	0
Kentucky	1960	1965	A		24-26	1	3	1
Livingston State	1948	1949	A		6-13	1	1	0
Louisiana State*	1968	1983	A		40-35	4	2	0
Louisiana Tech	1952	1953	A		21-32	0	2	0
<b>Louisville</b>	1952	1983	H		51-7	8	1	0
Maryland	1966	1968	A		24-14	2	0	0
Memphis State	1959	1985	H		19-10	7	7	1
<b>Miami</b>	1951	1985	H		27-35	13	16	0
Millsaps	1948	1949	H		40-0	2	0	0
Mississippi	1961	1961	A		0-33	0	1	0
Mississippi College	1948	1950	H		33-0	3	0	0
Mississippi State	1966	1979	H		17-6	7	2	0
Navy	1978	1978	H		38-6	1	0	0
<b>Nebraska</b>	1980	1985	A		17-13	2	1	0
Newberry	1950	1950	A		24-0	1	0	0
New Mexico State	1964	1964	H		36-0	1	0	0
<b>North Carolina*</b>	1983	1985	A		20-10	2	0	0
North Carolina State	1952	1969	H		33-22	8	4	0
North Texas State	1976	1977	H		35-14	2	0	0
Notre Dame	1981	1981	A		19-13	1	0	0
Ohio	1956	1956	H		47-7	1	0	0
Ohio State	1981	1982	A		34-17	2	0	0
Oklahoma*	1965	1980	N		17-18	1	3	0
Oklahoma State*	1958	1985	N		34-23	3	1	0
Penn State*	1968	1968	N		17-17	0	0	1
Pittsburgh	1971	1983	A		16-17	3	5	0
Randolph Macon	1950	1950	H		40-7	1	0	0
Richmond	1959	1961	H		13-7	3	0	0
San Diego State	1973	1977	A		16-41	0	2	0
Sewanee	1949	1950	H		14-8	2	0	0
<b>South Carolina</b>	1966	1985	H		56-14	10	3	0
Southern Illinois	1982	1982	H		59-8	1	0	0
<b>Southern Mississippi</b>	1952	1982	A		24-17	9	7	1
Stetson	1947	1954	A		47-6	6	1	1
Sul Ross State	1951	1951	H		35-12	1	0	0

Team	First Meeting	Last Meeting	Date	Site	Score	W	L	T
Syracuse	1966	1978	A		28-0	1	1	0
Tampa	1948	1959	A		33-0	9	2	0
Temple	1984	1984	H		44-27	1	0	0
Tennessee	1958	1958	A		10-0	1	0	0
Tennessee-Chattanooga	1984	1984	H		37-0	1	0	0
Tennessee Tech	1947	1958	H		22-7	1	1	0
Texas A&M	1967	1968	H		20-14	2	0	0
Texas Christian	1963	1965	A		3-7	1	2	0
Texas Tech*	1966	1977	N		40-16	3	1	0
Texas Western*	1954	1954	N		20-47	0	1	0
Troy State	1947	1951	H		40-0	4	1	0
<b>Tulane</b>	1983	1985	A		38-12	3	0	0
Tulsa	1969	1985	H		76-14	5	0	0
Utah State	1975	1975	H		17-8	1	0	0
Villanova	1954	1957	A		7-21	3	1	0
Virginia Military	1952	1954	A		33-19	2	1	0
Virginia Tech	1955	1980	H		31-7	14	10	1
Wake Forest	1956	1973	A		7-9	7	2	1
West Virginia*	1982	1982	N		31-12	1	0	0
Western Carolina	1981	1985	H		50-10	2	0	0
Whiting Field	1949	1949	H		74-0	1	0	0
<b>Wichita State</b>	1969	1969	H		24-0	1	0	0
William & Mary	1959	1960	H		22-0	1	1	0
Wofford*	1949	1952	A		27-13	3	0	0
Wyoming*	1966	1966	N		20-28	0	1	0

\*Bowl Games Included

Bold face type indicates 1986 opponent

### Defense: Yardage Allowed



The Bowden Years

## SEMINOLES ON T.V.

(Won 27, Lost 16, Tied 2)

Year	Opponent	Location	Score	Network	Bowl
1958	Oklahoma State	Louisville, KY -	6-15	ABC	Bluegrass
1959	Virginia Tech	Blacksburg, VA	7-6	ABC	—
1965	Oklahoma	Jacksonville, FL	36-19	ABC	Gator
1966	Virginia Tech	Blacksburg, VA	21-23	ABC	—
1966	Wyoming	El Paso, TX	20-28	NBC	Sun
1967	Memphis State	Memphis, TN	26-7	ABC	—
1967	Penn State	Jacksonville, FL	17-17	ABC	Gator
1968	Florida	Tallahassee, FL	9-3	ABC	—
1968	Louisiana State	Atlanta, GA	27-31	TV-Sports	Peach
1969	N.C. State	Tallahassee, FL	33-22	ABC	—
1970	Houston	Tampa, FL	21-53	ABC	—
1971	Miami	Miami, FL	20-17	ABC	—
1971	Arizona State	Tempe, AZ	38-45	Mizlou	Fiesta
1972	Auburn	Auburn, AL	14-27	ABC	—
1977	Florida	Gainesville, FL	37-9	ABC	—
1977	Texas Tech	Orlando, FL	40-17	Mizlou	Tangerine
1978	Miami	Miami, FL	31-21	ABC	—
1978	Navy	Tallahassee, FL	38-6	ABC	—
1979	Virginia Tech	Blacksburg, VA	17-10	ABC	—
1979	Louisiana State	Baton Rouge, LA	24-19	ABC	—
1979	Florida	Gainesville, FL	27-16	ABC	—
1979	Oklahoma	Miami, FL	7-24	ABC	Orange
1980	Memphis State	Memphis, TN	24-3	ABC	—
1980	Virginia Tech	Tallahassee, FL	31-7	ABC	—
1980	Florida	Tallahassee, FL	17-13	ABC	—
1980	Oklahoma	Miami, FL	17-18	ABC	Orange
1981	Miami	Tallahassee, FL	19-27	ABC	—
1981	Southern Miss	Tallahassee, FL	14-58	ABC	—
1982	Miami	Miami, FL	24-7	CBS	—
1982	Louisville	Tallahassee, FL	49-14	WTBS	—
1982	West Virginia	Jacksonville, FL	31-12	ABC	Gator
1983	Louisiana State	Baton Rouge, LA	40-35	ABC	—
1983	Louisville	Tallahassee, FL	51-7	WTBS	—
1983	Florida	Gainesville, FL	14-53	CBS	—
1983	North Carolina	Atlanta, GA	28-3	CBS	Peach
1984	South Carolina	Columbia, SC	26-38	ABC	—
1984	Florida	Tallahassee, FL	17-27	ABC	—
1984	Georgia	Orlando, FL	17-17	NBC	Citrus
1985	Tulane	New Orleans, LA	38-12	WTBS	—
1985	Nebraska	Lincoln, NE	17-13	ABC	—
1985	Memphis State	Tallahassee, FL	19-10	WTBS	—
1985	Auburn	Auburn, AL	28-59	WTBS	—
1985	Miami	Tallahassee, FL	27-35	ABC	—
1985	South Carolina	Tallahassee, FL	56-14	ESPN	—
1985	Oklahoma State	Jacksonville, FL	34-23	ABC	Gator

## The Bob Crenshaw Award

Given in memory of Robert E. (Bob) Crenshaw, 1955, Florida State football captain and student leader who was killed in a jet crash in 1958, the plaque's inscription reads: "To the Football Player With the Biggest Heart." The recipient is chosen by his teammates as the man who best exemplified the "qualities that made Bob Crenshaw an outstanding football player and person."

1958—Al Ulmer, Guard  
 1959—Ramon Rogers, Center  
 1960—Abner Bigbee, Fullback  
 1961—Paul Andrews, Fullback  
 1962—Jim Sims, Tackle  
 1963—Larry Brinkley, Fullback  
 1964—Dick Hermann, Linebacker  
 1965—Howard Ehler, Defensive Back  
 1966—Ed Pope, Guard  
 1967—Kim Hammond, Quarterback

1968—Billy Gunter, Running Back  
 1969—Stan Walker, Guard  
 1970—Bill Lohse, Linebacker  
 1971—Bill Henson, Defensive Tackle  
 1972—Allen Dees, Center  
 1973—Steve Bratton, Defensive End  
 1974—Jeff Gardner, Offensive Guard  
 1975—Lee Nelson, Defensive Back  
 1976—Joe Camps, Defensive Back  
 1977—Aaron Carter, Linebacker

1978—Scott Warren, Defensive End  
 1979—Greg Futch, Offensive Tackle  
 1980—Monk Bonasorte, Defensive Back  
 1981—Barry Voltapetti, Offensive Tackle  
 1982—Blair Williams, Quarterback  
 1983—Tom McCormick, Center  
 1984—Todd Stroud, Noseguard  
 1985—Pete Pantone, Tight End

## BEST PERFORMANCES BY OPPONENTS

### Individual

- Most Yards Rushing**—304, Sam DeJarnette, Southern Mississippi, 1982  
**Most Times Carried**—43, Sam DeJarnette, Southern Mississippi, 1982  
**Most Yards Passing**—532, Jeff VanRaaphorst, Arizona State, 1984  
**Most Passes Attempted**—59, Jeff VanRaaphorst, Arizona State, 1984  
**Most Passes Completed**—38, Jeff VanRaaphorst, Arizona State, 1984  
**Most Passes Caught**—13, Gary Williams, Ohio State, 1981  
**Most Yards Pass Receiving**—229, Gary Williams, Ohio State, 1981  
**Most Total Offense**—532, Jeff VanRaaphorst, Arizona State, 1984  
**Longest Touchdown Run from Scrimmage**—94, Roger Craig, Nebraska, 1981  
**Longest Punt Return**—86, Daryl Cox, Kentucky, 1961 (TD)  
**Most Touchdowns on Returns**—2, Henry Williams, East Carolina, 1983 (1 kickoff, 1 punt)  
**Most Interceptions**—4, Bryant Gilliard, South Carolina, Nov. 10, 1984  
**Longest Interception Return**—99, Treg Songy, Tulane, 1983  
**Longest Kickoff Return**—100, Anthony Collins, East Carolina, 1980

- Longest Touchdown Pass**—83, from D.C. Nobles to Bryan Willingham, Houston, Nov. 3, 1973  
**Longest Pass Play**—95, from Ronnie Fletcher to Ben Hart, Oklahoma (Gator Bowl), 1965  
**Longest Punt**—77, Jim Walton, Boston College, 1976; Rob Rajsich, Miami, 1978  
**Longest Field Goal**—61, Wayne Latimer, Virginia Tech, 1975  
**Most Field Goals**—6, Bobby Raymond, Florida, 1983  
**Most Fumbles Recovered**—3, John Hohesiel, Wichita State, 1969

### Team

- Passes Attempted**—54, Florida, 1979; Arizona State, 1984  
**Passes Completed**—38, Arizona State, 1984  
**Pass Yardage**—532, Arizona State, 1984  
**Rushing Yardage**—472, Nebraska, 1981  
**Total Offense**—651, Arizona State, 1984  
**Rushing Attempts**—80, Houston, 1974  
**Points Scored**—59, Auburn, 1985  
**Most First Downs (Passing)**—26, Arizona State, 1984  
**Most Fumbles**—17, Wichita State, 1969  
**Most Fumbles Lost**—10 (of 17), Wichita State, 1969  
**Most Interceptions (Defense)**—7, South Carolina, 1984  
**Most Interceptions Returned for TDS**—2, Auburn, 1985  
**Penalties**—18, South Carolina, 1985

## HOMECOMING GAMES

(29 Wins, 8 Losses, 1 Tie)

Year	Opponent	FSU	OPP	Year	Opponent	FSU	OPP
1948	Tampa	33	12	1967	Texas Tech	28	12
1949	Millsaps	40	0	1968	Wake Forest	42	24
1950	Sewanee	14	8	1969	South Carolina	34	9
1951	Stetson	13	10	1970	Virginia Tech	34	8
1952	Furman	0	9	1971	Mississippi State	27	9
1953	Stetson	13	6	1972	Colorado State	33	0
1954	Furman	33	14	1973	Memphis State	10	13
1955	The Citadel	39	0	1974	Virginia Tech	21	56
1956	Wake Forest	14	14	1975	Miami (Florida)	22	24
1957	Virginia Tech	20	7	1976	Southern Mississippi	30	27
1958	Tampa	43	0	1977	North Texas State	35	14
1959	William & Mary	0	9	1978	Navy	38	6
1960	Kentucky	0	23	1979	South Carolina	27	7
1961	Southern Mississippi	0	12	1980	Boston College	41	7
1962	Houston	0	7	1981	Western Carolina	56	31
1963	North Carolina State	14	0	1982	Southern Illinois	59	8
1964	Kentucky	48	6	1983	Cincinnati	43	17
1965	Wake Forest	35	0	1984	Tennessee-Chattanooga	37	0
1966	Wake Forest	28	0	1985	Western Carolina	50	10

# The Record Book

## COACHES AND CAPTAINS

Year	Coach	Captains	W	L	T	FSU Pts	Opp Pts
1947	Ed Williamson	Jack McMillan, Phil Rountree	0	5	0	18	90
1948	Don Veller	Game Captains	7	1	0	152	64
1949*	Don Veller	Hugh Adams	9	1	0	291	59
1950	Don Veller	Duke Maltby	8	0	0	219	54
1951	Don Veller	Bill Dawkins	6	2	0	194	72
1952	Don Veller	Curtis Campbell, Vic Szczepanik	1	8	1	101	261
1953	Tom Nugent	Steve Kalenich	5	5	0	183	146
1954*	Tom Nugent	Game Captains	8	4	0	277	190
1955	Tom Nugent	Bob Crenshaw, Don Powell	5	5	0	147	186
1956	Tom Nugent	Joe Holt, Buck Metz	5	4	1	178	116
1957	Tom Nugent	Ron Schomburger	4	6	0	136	165
1958*	Tom Nugent	Vic Prinzi, Bobby Renn	7	4	0	218	124
1959	Perry Moss	John Spivey, Al Ulmer	4	6	0	149	132
1960	Bill Peterson	Tony Romeo	3	6	1	111	136
1961	Bill Peterson	Steve Klesius	4	5	1	93	128
1962	Bill Peterson	Gene McDowell	4	3	3	170	69
1963	Bill Peterson	Charlie Calhoun, Chuck Robinson	4	5	1	167	93
1964*	Bill Peterson	Bill Dawson, Fred Biletnikoff, George D'Alessandro	9	1	1	263	85
1965	Bill Peterson	Bill McDowell, Max Wettstein	4	5	1	121	119
1966*	Bill Peterson	Game Captains	6	5	0	274	215
1967*	Bill Peterson	Game Captains	7	2	2	250	187
1968*	Bill Peterson	Game Captains	8	3	0	308	211
1969	Bill Peterson	Game Captains	6	3	1	220	182
1970	Bill Peterson	Game Captains	7	4	0	254	195
1971*	Larry Jones	Rhett Dawson, John Lanahan	8	4	0	309	174
1972	Larry Jones	Gary Huff, Larry Strickland	7	4	0	287	224
1973	Larry Jones	Jim Malkiewicz, Don Sparkman	0	11	0	98	331
1974	Darrell Mudra	Joe Goldsmith, Bert Cooper	1	10	0	130	289
1975	Darrell Mudra	Greg Johnson, Jeff Gardner	3	8	0	187	213
1976	Bobby Bowden	Jimmy Black, Jeff Leggett, Joe Camps, Rudy Thomas	5	6	0	205	258
1977*	Bobby Bowden	Aaron Carter, Bill Duley, Larry Key, Tom Rushing, Nat Terry	10	2	0	314	170
1978	Bobby Bowden	Nate Henderson, Willie Jones, Ivory Joe Hunter	8	3	0	312	208
1979*	Bobby Bowden	Mike Good, Ivory Joe Hunter, Scott Warren, Wally Woodham	11	1	0	326	160
1980*	Bobby Bowden	Reggie Herring, Greg Futch, Ron Simmons, Ken Lanier	10	2	0	352	85
1981	Bobby Bowden	James Harris, James Gilbert, Rohn Stark, Michael Whiting, Rick Stockstill	6	5	0	237	251
1982*	Bobby Bowden	Game Captains	9	3	0	419	254
1983*	Bobby Bowden	Game Captains	8	4	0	353	256
1984*	Bobby Bowden	Greg Allen, Joe Wessel, Henry Taylor	7	3	2	389	237
1985*	Bobby Bowden	John Ionata, Todd Stroud, Kirk Coker	9	3	0	402	258
<b>Totals</b>			<b>233</b>	<b>162</b>	<b>15</b>	<b>9182</b>	<b>6647</b>

\*Bowl Game Included

## COACHES' CUMULATIVE RECORDS

Name	Tenure	Years	W-L-T	Pct.	FSU Pts.	OPP Pts.
Ed Williamson	1947	1	0-5-0	.000	18	90
Don Veller	1948-52	5	31-12-1	.716	938	504
Tom Nugent	1953-58	6	34-28-1	.548	1123	865
Perry Moss	1959	1	4-6-0	.400	149	132
Bill Peterson	1960-70	11	62-42-11	.587	2234	1602
Larry Jones	1971-73	3	15-19-0	.441	407	505
Darrell Mudra	1974-75	2	4-18-0	.182	317	502
Bobby Bowden	1976-	10	83-32-2	.718	3346	2126

## FLORIDA STATE ALL-AMERICANS

1962	Gene McDowell (LB)	AP (3)
1964	Fred Biletnikoff (SE)	AP (1), FWA (1), NEA (1), FN (1), NY NEWS (1), UPI (2), AFC (2), <b>NCAA</b>
1966	Del Williams (OG)	AP (2)
1967	Kim Hammond (QB)	AP (2), UPI (2)
1967	Ron Sellers (FL)	AP (1), AFC (1), NEA (1), FN (1), UPI (2), FWA (2), <b>NCAA</b>
1968	Ron Sellers (FL)	AP (1), AFC (1), FN (1), SN (1), TIME (1), UPI (2), NEA (2), FWA (2)
1971	Rhett Dawson (WR)	AP (3)
1972	Larry Strickland (LB)	AP (HM)
1972	Gary Huff (QB)	AFC (1), GRID (1), TIME (1), CH (1), PFW (1), FN (2), UPI (2), AP (HM)
	Barry Smith (WR)	AFC (1), CH (1), AP (2), UPI (2), US (2), FN (3)
	James Thomas (DB)	TIME (1), PFW (1), US (1)
1976	Gil Wesley (C)	FN (3)
1977	Ron Simmons (MG)	AP (HM), FN (HM), FN (FR)
1978	Jackie Flowers (WR)	AP (HM), SN (HM)
	Nate Henderson (DE)	AP (HM)
	Willie Jones (DE)	UPI (2), AP (HM), SN (HM)
	Ron Simmons (MG)	FN (3), AP (HM)
1979	Monk Bonasorte (DB)	AP (3)
	Jackie Flowers (WR)	UPI (2), FN (2)
	Mike Good (OG)	AP (HM)
	Jimmy Jordan (QB)	SN (HM)
	Ron Simmons (MG)	AP (1), UPI (1), CAMP (1), FN (1), KOD (1), <b>NCAA</b>
	Scott Warren (DE)	CH (1), AP (HM)
	Gil Wesley (C)	CH (1)
1980	Monk Bonasorte (DB)	FN (2)
	Bobby Butler (DB)	NEA (1), AP (3)
	Reggie Herring (LB)	AP (2)
	Ken Lanier (OT)	AP (2)
	Ron Simmons (MG)	UPI (1), KOD (1), SN (1), FN (3), <b>NCAA</b>
	Rohn Stark (P)	KOD (1), UPI (1), SN (1), FN (3)
1981	Greg Allen (RB)	FN (FR)
	Garry Futch (DT)	AP (HM)
	Tom McCormick (C)	AP (HM)
	Rohn Stark (P)	SN (1), UPI (1), NEA (1), HI (1)
	Barry Voltapetti (OT)	AP (HM)
1982	Greg Allen (RB)	AP (HM)
	Alphonso Carreker (DT)	AP (HM)
	Harvey Clayton (DB)	AP (HM)
	Jamie Dukes (OL)	FN (FR)
	Hassan Jones (WR)	FN (FR)
	Tom McCormick (C)	AP (HM)
	Isaac Williams (DL)	FN (FR)
	Ricky Williams (RB)	AP (HM)
	Tommy Young (LB)	AP (HM)
1983	Greg Allen (RB)	UPI (1), CAMP (1), FN (2), AP (3)
	Alphonso Carreker (DT)	FN (3), AP (HM)
	Tom McCormick (C)	AP (HM)
	Herbert Harp (OL)	FN (HM)
	Jamie Dukes (OL)	FN (HM)
1984	Greg Allen (RB)	CAMP (1), FN (1), UPI (2), AP (3)
	Louis Berry (P)	AP (HM)
	Jamie Dukes (OG)	FN (2), AP (HM)
	Jessie Hester (WR)	AP (HM), FN (HM)
	Derek Schmidt (KS)	AP (HM)
	Henry Taylor (ILB)	AP (HM)
1985	Louis Berry (P)	AP (HM)
	Jamie Dukes (OG)	CAMP (1), FWA (1), UPI (2), AP (2), FN (3)
	Chip Ferguson (QB)	FN (FR-2)
	Victor Floyd (TB)	AP (HM)
	John Ionata (OT)	FN (HM), AP (HM)
	Hassan Jones (WR)	AP (HM)
	Pablo Lopez (OT)	FN (SO-3)
	Martin Mayhew (CB)	FN (HM), AP (HM)
	Paul McGowan (ILB)	FN (SO-2), AP (HM)
	Gerald Nichols (DT)	AP (HM)
	Derek Schmidt (KS)	UPI (HM), AP (HM)
	Stan Shiver (SS)	FN (FR-2)
	Pat Tomberlin (OG)	AP (HM)
	Isaac Williams (OT)	FN (HM), AP (HM)

**KEY**—AP—Associated Press; UPI—United Press International; FN—Football News; AFC—American Football Coaches; NEA—Newspaper Enterprises Association; TIME—Time Magazine; NY NEWS—New York Daily News; SN—Sporting News; FWA—Football Writers Association; KOD—Kodak; CAMP—Walter Camp; PFW—Pro Football Weekly; GRID—Gridiron; HI—Hartford Insurance; CH—Churchmans; US—Universal Sports; **NCAA**—NCAA Consensus

**KEY**—(1) First Team; (2) Second Team; (3) Third Team; (HM) Honorable Mention; (FR) Freshman Team; (SO) Sophomore Team



## ALL-SOUTH INDEPENDENT

### 1968—First Team

QB Bill Cappleman  
DB John Crowe  
OT Jack Fenwick  
LB Dale McCullers  
FL Ron Sellers

### 1969—First Team

RB Tom Bailey  
QB Bill Cappleman  
LB Bill Lohse  
DL Robert McEachern  
TE Tim Tyson  
DE Ron Wallace

### 1970—First Team

WR Rhett Dawson  
C Allen Dees  
DL Robert McEachern  
DB James Thomas  
QB Tommy Warren

### Honorable Mention

RB Tom Bailey  
P Duane Carrell  
KS Frank Fontes  
LB Bill Lohse  
DB Eddie McMillian

### 1971—First Team

WR Rhett Dawson  
KS Frank Fontes  
QB Gary Huff  
LB Larry Strickland  
DT Joe Strickler  
DB James Thomas

### Honorable Mention

DL Charles Hunt  
DL Bill Shaw  
DL Dan Whitehurst

### 1972—First Team

OG Phil Arnold  
QB Gary Huff  
RB Hodges Mitchell  
TE Gary Parris  
WR Barry Smith  
LB Larry Strickland

### Honorable Mention

DB James Thomas

### 1973—Honorable Mention

OT Don Sparkman

### 1974—First Team

LB Burt Cooper  
WR Mike Shumann

### Second Team

P Joe Downey  
DL Greg Johnson  
RB Larry Key

### Honorable Mention

RB Leon Bright  
OG Jeff Gardner  
TE Joe Goldsmith

### 1975—First Team

OG Jeff Gardner  
DB Bobby Jackson

### Honorable Mention

RB Leon Bright  
LB Aaron Carter  
DT Willie Jones  
RB Larry Key  
DB Lee Nelson  
WR Mike Shumann  
QB Clyde Walker

### 1976—First Team

TE Ed Beckman  
OT Jon Thames

### 1977—First Team

OG Wade Johnson  
DE Willie Jones  
RB Larry Key  
WR Mike Shumann  
DB Nat Terry

### Second Team

P Bill Duley  
MG Ron Simmons

### Coach of the Year

Bobby Bowden

### 1978—First Team

WR Jackie Flowers  
WR Mike Good  
OT Nate Henderson  
DE Willie Jones  
MG Ron Simmons

### Second Team

KS Dave Cappelen  
QB Jimmy Jordan

### 1979—First Team

WR Jackie Flowers  
OG Mike Good  
OT Ken Lanier  
DE Scott Warren  
MG Ron Simmons

### Second Team

DB Monk Bonasorte  
DB Bobby Butler  
PK Dave Cappelen  
LB Reggie Herring  
RB Mark Lyles

### Coach of the Year

Bobby Bowden

### 1980—First Team

DB Monk Bonasorte  
DB Bobby Butler  
PK Bill Capece  
OG Greg Futch  
LB Reggie Herring  
OT Ken Lanier  
DT Mark Macek  
P Rohn Stark

### Second Team

DT Garry Futch  
LB Paul Piurowski  
RB Sam Platt

### 1981—First Team

DE Jarvis Coursey  
C Tom McCormick  
P Rohn Stark  
OT Barry Voltapetti

### Second Team

TE Sam Childers  
DT Garry Futch  
DB James Harris  
RB Mike Whiting  
RB Greg Allen

### 1982—First Team

RB Greg Allen  
C Tom McCormick  
DT Alphonso Carreker  
DB Harvey Clayton

### Second Team

DB Larry Harris  
WR Jessie Hester  
QB Kelly Lowrey

OL Ricky Render  
LB Ken Roe  
RB Ricky Williams  
LB Tommy Young

### 1983—First Team

RB Greg Allen  
DT Alphonso Carreker

C Tom McCormick

### Second Team

OL Jamie Dukes  
OL John Ionata  
WR Weegie Thompson

### 1984—First Team

RB Greg Allen  
P Louis Berry  
OG Jamie Dukes  
WR Jessie Hester  
KS Derek Schmidt  
ILB Henry Taylor

### Second Team

OT John Ionata

### 1985—First Team

OG Jamie Dukes  
OT John Ionata  
WR Hassan Jones  
KS Derek Schmidt  
ILB Paul McGowan  
DT Isaac Williams

### Second Team

OG Pat Tomberlin  
TB Victor Floyd  
CB Martin Mayhew  
DT Gerald Nichols

## Academic All-Americans

(Selected by the College Sports Information Directors of America)

### First Team

1972—Gary Huff (QB)  
1979—Phil Williams (WR)  
1979—Keith Jones (DB)  
1980—Keith Jones (DB)  
1981—Rohn Stark (P)

### Second Team

1957—Ron Schomberger (E)  
1981—Phil Williams (WR)  
1985—Martin Mayhew (CB)

## Little All-Americans

1948—Hugh Adams (T)  
1949—Hugh Adams (T)  
1950—Jerry Morrical (T)  
1951—Bill Dawkins (G)  
1952—Curt Campbell (E)  
1954—Al Makowiecke (G)

## ALL-TIME LETTERMEN

### A

Abraira, Phillip, 1967-69  
 Adams, Hugh, 1949-50  
 Adams, Robert, 1978, 1980  
 Allen, Billy, 1981-84  
 Allen, Greg, 1981-84  
 Allen, Mike, 1972-74  
 Amman, Richard, 1969-71  
 Anderson, Bob, 1973  
 Anderson, Bobby, 1971-73  
 Andrews, Paul, 1959-61  
 Arnold, Jim, 1955  
 Arnold, Phil, 1971-73  
 Ashley, Tracy, 1981-83  
 Ashmore, Robert, 1969-71  
 Askin, Ahmet, 1972-73  
 Avezzano, Joe, 1963-65

### B

Baggett, Leo, 1957-58  
 Bagnell, Clare (Bud), 1956-59  
 Bailey, Tom, 1967-70  
 Bailey, Winfred, 1962-64  
 Barber, Robert, 1954  
 Barco, Barry, 1983-85  
 Barnes, Mike, 1976-77  
 Barnes, Troy, 1954-57  
 Barwick, Parrish, 1982, 1984-85  
 Bass, Theron, 1968-70  
 Battaglia, Carmen, 1955-58  
 Beckman, Ed, 1973-76  
 Bell, Bruce, 1972-73  
 Bengston, Brian, 1970  
 Benson, Joe, 1966-68  
 Berry, Louis, 1983-85  
 Beville, Steve, 1969  
 Bibert, Maury, 1963-65  
 Bigbie, Abner, 1958-60  
 Biletnikoff, Fred, 1962-64  
 Bisbee, Hamilton, 1955-57  
 Bishop, William, 1947  
 Black, Jimmy, 1973-74, 1976  
 Blatt, Mike, 1965-67  
 Blazovich, Mike, 1959-62  
 Bloodworth, Steve, 1983  
 Bonasorte, Monk, 1977-80  
 Booth, Charles, Jr., 1951-53  
 Bowden, Jeff, 1981-82  
 Boyer, George, 1953-55  
 Bradley, Preston, 1950-51  
 Braggins, David, 1965-66  
 Brannon, Tom, 1979-81  
 Bratton, Steve, 1969-73  
 Bright, Leon, 1974-76  
 Bringger, Harry, 1949-52  
 Brinkley, Larry, 1961-63  
 Brown, Bill, 1955-58  
 Brown, Mack, 1972-73  
 Brownlee, Roger, 1981-82  
 Bruner, Jerry, 1961-63  
 Bryant, Buddy, 1951-53  
 Bryant, Phillip, 1985  
 Bugar, Mike, 1965, 1967-68  
 Burnett, Ken, 1980-82  
 Burt, Bobby, 1968  
 Burton, Clint, 1966-68  
 Butler, Bobby, 1977-80

### C

Cahoon, Phil, 1973-74  
 Calhoun, Charles  
 Campbell, Allen Dale, 1981-82  
 Campbell, Bill, 1965-66  
 Campbell, Curt, 1950-52  
 Camps, Joe, 1974-76  
 Capece, Bill, 1977-80  
 Cappelen, Davy, 1976-79  
 Cappleman, Bill, 1968-69  
 Carnes, George, 1952  
 Carballo, Manny, 1982  
 Carreker, Alphonso, 1980-83

Carrell, Duane, 1969-71  
 Carter, Aaron, 1974-77  
 Carter, Pat, 1984-85  
 Carter, Walter, 1976-79  
 Carter, Wes, 1947  
 Causey, Jim, 1962  
 Caven, Jay, 1976-77  
 Chaudron, Ralph, 1947-49  
 Chavers, Lenny, 1981, 1983-85  
 Cherry, Gator, 1976-77  
 Cheshire, Bill, 1967-68  
 Childers, Sam, 1978-81  
 Cicalese, Pat, 1984  
 Clark, Ed, 1985  
 Clayton, Harvey, 1980-82  
 Cotfield, Randy, 1973-75  
 Coggin, Redus, 1980-82  
 Coker, Kirk, 1984-85  
 Coleman, Jerry, 1981-82  
 Collier, Danny, 1980  
 Cone, Ken, 1959-60  
 Conway, Pat, 1964-66  
 Cooper, Burt, 1972-74  
 Coppess, Ron, 1974  
 Corcoran, Dan, 1976  
 Corral, Kent, 1970-71  
 Corso, Lee, 1953-56  
 Costello, Jim, 1947  
 Coursey, Jarvis, 1978-81  
 Cox, Billy, 1966-68  
 Cox, Gene, 1954-56  
 Craig, John, 1954-55, 1957-58  
 Crenshaw, Bob, 1954-55  
 Crowe, John, 1965-68  
 Cullom, Bill  
 Curchin, Jeff, 1968-69

### D

D'Alessandro, George, 1962-65  
 Daly, Bill, 1961-63  
 Dane, Doug, 1975-77  
 Daniel, Jim, 1959-61  
 Daniels, Dan, 1971  
 Darsey, Bruce, 1960-62  
 Davis, Bob, 1983  
 Davis, Brian, 1985  
 Davis, Danish, 1981-82  
 Davis, Ed, 1971-73  
 Davis, George, 1969  
 Davis, Lemuel, 1947  
 Davison, Mike, 1972-74  
 Dawkins, Bill, 1948-51  
 Dawson, Bill, 1962-64  
 Dawson, Rhett, 1969-71  
 Dees, Allen, 1970-72  
 DeFrancesco, Frank, 1960-61  
 DeMania, John, Jr., 1970-73  
 Denson, Dwayne, 1984  
 Dobosz, Stan, 1956-57  
 Donatelli, Donald, 1959-61  
 Dowell, J.D., 1983-84  
 Downey, Joe, 1972-74  
 Dukes, Jamie, 1982-85  
 Duley, Bill, 1975-77

### E

Eaford, John, 1984  
 Egerton, Terry, 1967  
 Eason, Chuck, 1966-68  
 Edwards, Jack, 1962-64  
 Ehler, Howard, 1963-65  
 Elam, Bobby, 1972-73  
 Elliot, Chuck, 1966-68  
 Elliot, Robert, 1955-56  
 Espenship, Jack, 1959  
 Everett, Jimmy, 1972-75

### F

Falvo, Tony, 1974-75  
 Feamster, Tom, 1954-55  
 Feely, Eddie, 1960-62  
 Fenner, Lane, 1966-67

Fenwick, Jack, 1966-68  
 Ferguson, Charles, 1978  
 Ferguson, Chip, 1985  
 Fick, Happy, 1960  
 Carter, Wes, 1947  
 Fiore, Dan, 1971  
 Flasher, Tim, 1984  
 Flowers, Jackie, 1976-79  
 Floyd, Don, 1962-64  
 Floyd, Victor, 1985  
 Fontes, Frank, 1970-71  
 Fotjik, Brad, 1982-83  
 Fountain, Robert, 1955-56  
 Fucarino, Dan, 1975  
 Futch, Garry, 1979-81  
 Futch, Greg, 1977-80

### G

Gabbard, Steve, 1985  
 Gainer, Herb, 1984-85  
 Gardner, Jeff, 1973-75  
 Garvin, Terry, 1964-65  
 Gavin, Stan, 1982  
 Gaydos, Kent, 1969-71  
 Gardino, Wayne, 1964-66  
 Gibbs, Shane, 1970-72  
 Gibson, Vince, 1954-55  
 Gilbert, Leonard, 1947  
 Gilbert, James, 1978-81  
 Gildea, Steve, 1968-70  
 Gilman, Brent, 1968-69  
 Glass, Chip, 1966-68  
 Glass, Mike, 1970-72  
 Glisson, Guy, 1969-71  
 Glosson, Doug, 1973  
 Goldsmith, Joe, 1972-74  
 Good, Mike, 1976-79  
 Graganella, Jim, 1983  
 Graham, Billy, 1953-54  
 Graham, Jerry, 1957-58  
 Grant, Donald, 1947-48  
 Gray, Darryl, 1982, 1984-85  
 Gray, Hector, 1978-79  
 Gray, Mike, 1968  
 Green, Carl, 1953-54  
 Green, Larry, 1965-67  
 Gridley, Buddy, 1969-71  
 Griffin, Chris, 1973-75  
 Griffin, Kevin, 1983  
 Griggley, Terry, 1984  
 Grimes, Fred, 1959-61  
 Griner, John, 1952-55  
 Gunter, Bill, 1967-68  
 Gunter, Cliff, 1961-63  
 Gurf, Doug, 1966-68  
 Guthrie, Grant, 1967-69

### H

Hadley, John, 1985  
 Hall, Philip, 1982-83  
 Hall, Randy, 1968-70  
 Hammond, Kim, 1966-67  
 Hanks, David, 1977  
 Hanna, Warren, 1981-82  
 Hardy, Jack, 1958-60  
 Harlee, John, 1961-62  
 Harlow, Brian, 1982  
 Harmeling, John, 1973, 1976  
 Harp, Herbert, 1982-83  
 Harris, James, 1979-81  
 Harris, Larry, 1980-82  
 Harrison, Bruce, 1974-76  
 Hart, Ken, 1966-68  
 Haskin, Jack, 1947  
 Hayes, Felton, 1985  
 Hebron, Tim, 1985  
 Heggie, Bruce, 1983-85  
 Heggins, Jimmy, 1974-77  
 Henderson, Gerald, 1955-57  
 Henderson, Nat, 1977-78  
 Hendley, Jim, 1984-85  
 Henry, Ferrell, 1961-64  
 Henry, Gary, 1978-80, 1982

Henson, Bill, 1970-71  
 Hermann, Dick, 1962-64  
 Herring, Reggie, 1978-80  
 Hester, Jessie, 1981-84  
 Hester, Ron, 1980-81  
 Hillbrand, Tom, 1960-62  
 Hinson, Ron, 1959  
 Holloman, Darrin, 1984-85  
 Holloman, Tanner, 1985  
 Holt, Joe, 1955-56  
 Hood, Larry, 1960-61  
 Hooks, Jim, 1957-59  
 Hosack, John, 1965-66  
 Houston, Rick, 1980  
 Howell, Bobby, 1970  
 Huff, Gary, 1970-72  
 Hughes, Bill, 1968  
 Humes, Earl, 1973-74  
 Hunt, Charlie, 1970-72  
 Hunter, Ivory Joe, 1977-79  
 Hurst, John, 1966

### I

Ionata, John, 1982-85  
 Italiano, Nelson, 1950-52

### J

Jackson, Bobby, 1974-77  
 Jackson, Lenx, 1983  
 Jacobi, Howard, 1971-72  
 Jacobs, Greg, 1984  
 Jacobs, Charlie, 1956  
 Jax, Garth, 1982-85  
 Johns, John, 1947-49  
 Johnson, Eddie, 1955-57  
 Johnson, Greg, 1973-75  
 Johnson, Hardis, 1979-80  
 Johnson, Homes, 1979  
 Johnson, Tony, 1981-83  
 Johnson, Wade, 1974-76  
 Johnson, Wayne, 1967-69  
 Johnston, Duke, 1967-69  
 Jones, Bob, 1972-74  
 Jones, Cedric, 1981-84  
 Jones, Cletis, 1983-85  
 Jones, Donovan, 1965, 1967  
 Jones, Fred, 1983-85  
 Jones, Hassan, 1982-85  
 Jones, Jerry, 1965-67  
 Jones, Keith, 1978-80  
 Jones, Larry, 1973  
 Jones, Phil, 1973-75  
 Jones, Willie, 1975-78  
 Jordan, Jimmy, 1976-79

### K

Kaiser, Randy, 1973-74  
 Kalenich, Steve, 1950-52  
 Kalfas, Chris, 1947  
 Kestner, Ken, 1958-60  
 Key, Larry, 1974-77  
 Keyes, Robert, 1976  
 Kimber, Bill, 1957-58  
 Kincaid, Mike, 1975-78  
 Kinderman, Keith, 1961-62  
 King, Grady, 1978-80  
 King, Ronnie, 1953-54  
 Kinnaman, Joe, 1966-67  
 Kinsley, Rocky, 1982-84  
 Kissam, Larry, 1965-66  
 Kisener, Mike, 1974-76  
 Klesius, Steve, 1959-61

### L

Lamb, Ray, 1958-60  
 Lanahan, John, 1969-71  
 Lanier, Ken, 1977-80  
 Lazzaro, Greg, 1976-77  
 Leggett, Jeff, 1974-76  
 Leonard, Bud, 1953-56  
 Levings, John, 1960-62

Lewis, Buzzy, 1971-73  
 Loftin, Jim, 1962  
 Logan, Randy, 1968-69  
 Lohse, Bill, 1968-70  
 Loner, Frank, 1967-68  
 Lopez, Pablo, 1984-85  
 Loucks, Garry, 1972  
 Lowrey, Kelly, 1981-83  
 Lurie, Howard, 1964-65  
 Lyles, Mark, 1976-79

## Mc

McConaughay, John, 1960-62  
 McCormick, Gene, 1959  
 McCormick, Tom, 1981-83  
 McCoy, Jerome, 1984  
 McCrary, Brian, 1982-84  
 McCullers, Dale, 1966-68  
 McDougal, Tom, 1973  
 McDowell, Bill, 1963-65  
 McDowell, Gene, 1960-62  
 McDuffie, Wayne, 1965-68  
 McEachern, Robert, 1968-70  
 McGee, Joe, 1957-58  
 McGowan, Mike, 1972  
 McGowan, Paul, 1984-85  
 McKinnie, J.W., 1969-71  
 McKinnon, Bobby, 1973-75  
 McKinnon, Dennis, 1980-82  
 McLean, John, 1980-83  
 McLean, Richard, 1964, 1966-67  
 McLean, Scott, 1979-81  
 McManus, Danny, 1985  
 McMillan, Charles, 1947  
 McMillan, Eddie, 1970-73  
 McNease, Y.C., 1961-62  
 McPhillips, Billy, 1973-76

## M

Macek, Mark, 1977-80  
 Mack, Kim, 1982-84  
 MacKenzie, Dale, 1962-64  
 Madden, John, 1978-81  
 Magalski, Paul, 1969-71  
 Majors, Joe, 1958-59  
 Makowiecki, Al, 1953-54  
 Malkiewicz, James, 1972-73  
 Maloy, Rudy, 1973-76  
 Mangan, Robert, 1963-66  
 Mankins, Jim, 1965-66  
 Mann, Ed, 1952  
 Manuel, Gerald, 1947-49  
 Massey, Harry, 1953-54  
 Massey, Jim, 1963-65  
 Mathieson, Steve, 1974-76  
 Matt, Prince, 1982-83  
 Matthews, Jay Mac, 1965-66  
 Mayhew, Martin, 1984-85  
 Mead, Addison, Jr., 1947  
 Menendez, Bob, 1966-67  
 Merson, Bob, 1980-82  
 Merson, Scott, 1982  
 Meseroli, Mark, 1976-77  
 Meseroli, Scott, 1973-74  
 Messinese, James, 1952-54  
 Melts, Buck, 1956-57  
 Melts, Talmadge, 1953-54  
 Meyer, Carl, 1959  
 Middlebrooks, D.L., 1947  
 Miles, David, 1971-72  
 Miller, Fred, 1973-75  
 Mindlin, Jeremy, 1978-79  
 Minor, Roger, 1970-71  
 Minor, Rober, 1970-71  
 Mitchell, Hodges, 1972-73  
 Moble, Orson, 1982  
 Montgomery, George, 1969  
 Montgomery, Hal, 1966-68  
 Montgomery, Howell, 1966  
 Montgomery, John, 1969-71  
 Moore, Ron, 1958-59  
 Moore, Ron, 1983  
 Moran, Terry, 1958  
 Moreman, Bill, 1965-67  
 Morris, Dan, 1983-84  
 Mosley, Ted, 1967-68  
 Mowatt, Zeke, 1980-82  
 Munroe, Arthur, 1969  
 Murdock, Les, 1962-64  
 Murphy, John, 1972-74

Musselman, Bill, 1954-57  
 Mustain, Don, 1969

## N

Newell, Greg, 1984-85  
 Nichols, Gerald, 1982, 1984-85  
 Nicklaus, Steve, 1983  
 Nellums, Bob, 1956-57  
 Nelson, Lee, 1974-75  
 Norris, Brent, 1971

## O

Odom, William, 1955-57  
 Oglesby, Paul, 1972  
 O'Malley, Tom, 1985  
 O'Neal, Earl, 1950-52  
 O'reair, Rick, 1970-72  
 Orlando, Mark, 1973  
 Osha, Dwight, 1949-50, 1952-53  
 Overby, Roger, 1974-75, 1977

## P

Pacifico, Al, 1955-56  
 Page, Mike, 1967  
 Paige, Lee, 1982  
 Paicic, Gary, 1966-68  
 Palermo, John, 1972-73  
 Palmer, David, 1984-85  
 Panton, Pete, 1983-85  
 Parker, Clint, 1970-72  
 Parks, John, 1985  
 Parris, Gary, 1970-73  
 Parrish, Joe, 1963-65  
 Passwaters, Earl, 1972-73  
 Pederson, Don, 1968-70  
 Pell, John, 1968-69  
 Pendleton, Larry, 1966-68  
 Pennie, Charles, 1965-66  
 Pennie, Frank, 1963-65  
 Petko, Joe, 1963-65  
 Pickard, Fred, 1958-59  
 Pickens, Chuck, 1967  
 Pittman, John, 1967-68  
 Piurowski, Paul, 1977-80  
 Platt, Sam, 1978-80  
 Polak, Nat, 1951-52  
 Pope, Melvin, Jr., 1957  
 Ponder, David, 1980-83  
 Portor, Greg, 1974-76  
 Pounds, Greg, 1972-73  
 Powell, Don, 1954-55  
 Prescott, Billy, 1976  
 Prestwood, Tom, 1972  
 Prichett, Ed, 1963-65  
 Prior, Brad, 1976  
 Prinzi, Vic, 1954-57  
 Proctor, William Lee, 1955

## R

Ragins, Smokey, 1973-75  
 Rainey, Reese, 1971  
 Ramsey, Greg, 1977-79  
 Ratliff, Floyd, 1967  
 Ratliff, Ron, 1970-73  
 Reddick, Ernie, 1948-50  
 Render, Ricky, 1981-83  
 Rendina, Mike, 1981-82  
 Renn, Bobby, 1957-58  
 Restivo, Sam, 1981-83  
 Reynolds, Burt, 1955, 1957  
 Reynolds, Detroit, 1973-76  
 Rhodes, Bill, 1966-68  
 Rice, Barry, 1968-70  
 Rice, Beryl, 1968-70  
 Richardson, Bill, 1985  
 Richardson, Ed, 1977-79  
 Ridings, Jeff, 1974-76  
 Riggs, Marty, 1985  
 Riley, Eric, 1981, 1983-84  
 Rimby, Bill, 1969-71  
 Riopelle, Jerry, 1983-84  
 Risk, Alan, 1975-76  
 Rivas, Vic, 1974-76  
 Roberson, Ulysses, 1983-84  
 Roberts, Gene, 1961-63  
 Roberts, Marion, 1961-63  
 Roberts, Oscar, 1971-72  
 Roberts, Pete, 1965-67  
 Robinson, Chuck, 1961-63

Robinson, Terry, 1985  
 Rodrigue, Ted, 1955-57  
 Roe, Ken, 1981-83  
 Rogers, Ramon, 1958-59  
 Romeo, Tony, 1958-60  
 Ross, Keith, 1985  
 Rountree, Phil, 1947  
 Rushing, Tom, 1975-77  
 Russom, Kenneth, 1960-62  
 Rust, Benny, 1969  
 Ryan, Eric, 1980-82

## S

Salva, Mark, 1984-85  
 Sammons, Michael, 1968-71  
 Sanders, Deion, 1985  
 Sanders, Tracy, 1985  
 Sanders, Terry, 1976-79  
 Sawyer, Bill, 1974-76  
 Schmidt, Brian, 1974-78  
 Schmidt, Derek, 1984-85  
 Schomburger, Ron, 1954-57  
 Schrenker, Dave, 1985  
 Schumann, Mike, 1974-77  
 Scott, Arthur, 1977-80  
 Scott, Carlton, 1984  
 Scott, Stanley, 1983-85  
 Sellers, Ron, 1966-68  
 Sexton, Billy, 1973  
 Shaw, Bill, 1969-72  
 Sheppard, John, 1956-58  
 Shinholser, Jack, 1963-65  
 Shively, Randy, 1972  
 Shiver, Stanley, 1985  
 Shumann, Mike, 1974-77  
 Simmons, Ron, 1977-80  
 Sims, Jim, 1960-62  
 Singleary, J. Keith, 1975-76  
 Slay, Steve, 1962  
 Slicker, Tom, 1960-62  
 Smiley, Anthony, 1983-84  
 Smith, Abe, 1976-77  
 Smith, Barry, 1970-72  
 Smith, Mike, 1978-80  
 Smith, Tony, 1982-85  
 Snell, David, 1970-72  
 Snipes, Roosevelt, 1983-84  
 Snyder, Dave, 1961-63  
 Solomon, Jesse, 1984-85  
 Southwood, Keith, 1984-85  
 Sparkman, Don, 1971-73  
 Spivery, John, 1958-59  
 Spooner, Phil, 1963-65  
 Staab, Ray, 1954  
 Stark, Rohn, 1978-81  
 Stehl, Eric, 1984-85  
 Stephens, John, 1964-66  
 Stewart, Mike, 1976-77  
 Stickland, Larry, 1970-72  
 Stiehl, Eric, 1984-85  
 Strickler, Joe, 1969-71  
 Stockton, Andy, 1974-75  
 Stockstill, Rick, 1979-81  
 Stokes, Jay, 1969-71  
 Strauss, Buddy, 1948-49  
 Stroud, Todd, 1983-85  
 Sumner, Avery, 1962-64  
 Sumner, Walter, 1966-68  
 Swantic, Len, 1954-57  
 Swoszowski, Bob, 1958-60  
 Sytsma, Henry, 1962  
 Szczepanik, Vic, 1949-52

## T

Taylor, Henry, 1981-84  
 Taylor, Jimmy Lee, 1950-53  
 Taylor, Rick, 1983  
 Taylor, Thurston, 1965-67  
 Tensi, Steve, 1962-64  
 Terry, Nat, 1976-77  
 Thames, Jon, 1973-76  
 Tharpe, Al, 1947-48  
 Thomas, Curtis, 1985  
 Thomas, Danny, 1968  
 Thomas, Eric, 1983-85  
 Thomas, James, 1970-72  
 Thomas, Rudy, 1974-76  
 Thompson, Jim, 1982-84  
 Thompson, Roy, 1950-52  
 Thompson, Weegie, 1981-83

Tomberlin, Pat, 1985  
 Trado, Jim, 1954  
 Trancygier, Ed, 1960  
 Turk, Richard, 1950-52  
 Tyre, Bill, 1961-62  
 Tyson, Jim, 1968-70

## U

Ulmer, Al, 1958-59  
 Unglaub, Kurt, 1976-79  
 Urich, Bob, 1963-64  
 Urquhart, Whitney, 1948-49

## V

Verbinski, Joe, 1959-61  
 Versprille, Pat, 1956  
 Vohun, Frank, 1967-69  
 Voltipetti, Barry, 1980-81

## W

Wachtel, John, 1961-64  
 Walker, Clyde, 1975-77  
 Walker, Stan, 1967-69  
 Wallace, Lou, 1957  
 Wallace, Ron, 1968-70  
 Wallace, Wade, 1978-79  
 Waller, H.T., 1966  
 Warren, Scott, 1976-79  
 Warren, Terry, 1984-85  
 Warren, Tommy, 1968-70  
 Weaver, Billy, 1955-57  
 Wells, Chuck, 1985  
 Wesley, Gil, 1977-79  
 West, Tom, 1962-64  
 Wessel, Joe, 1982-84  
 Wetherell, T.K., 1964-67  
 Wettstein, Max, 1963-65  
 Wheeler, Tom, 1982-83  
 Whigham, Frank, 1970-71  
 White, Gaylon, 1984-85  
 White, Randy, 1985  
 White, Tom, 1969-70  
 Whitehurst, Dan, 1970-72  
 Widner, Terry, 1982-83  
 Williams, Alphonso, 1985  
 Williams, Blair, 1981-82  
 Williams, Brian, 1981-84  
 Williams, Del, 1964-66  
 Williams, Dick, 1948  
 Williams, Eric, 1984-85  
 Williams, Isaac, 1982-85  
 Williams, Phil, 1978-81  
 Williams, Ricky, 1979-82  
 Williams, Waldo, 1975-76  
 Williamson, Larry, 1965-66  
 Wilmot, Horace, 1983  
 Whitehead, Bud, 1958-60  
 Whiting, Mike, 1978-81  
 Wodrich, Bob, 1950-51  
 Woodham, Wally, 1977-79  
 Woolford, Gary, 1975-76

## Y

Young, Tommy, 1981-82

## Z

Zaffran, Ted, 1969  
 Zion, Harvey, 1966-68

## YEAR-BY-YEAR RECORD



**Ed Williamson**  
(1947)

Ed Williamson was appointed Florida State's first coach just a few weeks before the inaugural football season. He had no stadium, no scholarships and not even a nickname for his team. With only 45 ex-high school players, his teams came close to winning three games that year although it ended with an 0-5-0 record. Williamson did not receive any pay for coaching the team.

### 1947 (0-5)

	FSU	FOE
Stetson (H)	6	14
Cumberland (A)	0	6
Tennessee Tech (H)	6	27
Troy State (H)	6	36
Jacksonville State (H)	0	7
	18	90



**Don Veller**  
(1948-52)

Don Veller won 30 of his first 34 games as head coach at FSU before the Seminoles began playing a major college schedule. His five-year overall record was 31-12-1 and included an undefeated 8-0 season in 1950. That was also the year the Tribe moved into Doak Campbell Stadium. Veller, who still resides in Tallahassee, produced the second-highest winning percentage of all FSU coaches (.716). He is credited by many as laying the early foundation for the FSU football program.

### 1948 (7-1)

	FSU	FOE
Cumberland (H)	30	0
Erskine (A)	6	14
Millsaps (A)	7	6
Stetson (A)	18	7
Mississippi College (H)	26	6
Livingston State (H)	12	6
Troy State (A)	20	13
Tampa (H)**	33	12
	152	64

### 1949 (9-1)

	FSU	FOE
Whiting Field (H)	74	0
Mississippi College (A)	33	12
Erskine (H)	26	7
Sewanee (A)	6	0
Stetson (H)	33	14
Livingston State (A)	6	13
Millsaps (H)**	40	0
Tampa (A)	34	7
Troy State (H)	20	0
<b>CIGAR BOWL</b>		
Wofford (N)	19	6
	291	59

### 1950 (8-0)

	FSU	FOE
Troy State (A)	26	7
Randolph Macon (H)	40	7
Howard (H)	20	6
Newberry (A)	24	0
Sewanee (H)**	14	8
Stetson (A)	27	7
Mississippi College (H)	33	0
Tampa (H)	35	19
	219	54

### 1951 (6-2)

	FSU	FOE
Troy State (H)	40	0
Miami (Fla.) (A)	13	35
Delta State (H)	34	0
Sul Ross State (H)	35	13
Stetson (H)**	13	10
Jacksonville Navy (A)	39	0
Wofford (H)	14	0
Tampa (H)	6	14
	194	72

### 1952 (1-8-1)

	FSU	FOE
Louisiana Tech (H)	13	32
Louisville (H)	14	41
VMI (H)	7	28
N. Carolina State (A)	7	13
Stetson (N)	6	6
Mississippi So. (H)	21	50
Furman (H)**	0	9
Georgia Tech (A)	0	30
Wofford (A)	27	13
Tampa (H)	6	39
	101	261



**Tom Nugent**  
(1953-58)

Tom Nugent had a successful coaching stint at Florida State, as indicated by his 34-28-1 record in his six years at the Seminole helm. Florida State participated in two bowl games during Nugent's tenure and for the first time, in 1958, Florida State and Florida met on the football field. Nugent also served as athletic director while he was head coach of the Seminoles.

### 1953 (5-5)

	FSU	FOE
Miami (Fla.) (A)	0	27
Louisville (H)	59	0
Abilene Christian (H)	7	20
Louisiana Tech (A)	21	32
VMI (H)	12	7
Mississippi So. (A)	0	21
Furman (H)	7	14
Stetson (H)**	13	6
N. Carolina State (H)	23	13
Tampa (A)	41	6
	183	146

### 1954 (8-4)

	FSU	FOE
Georgia (H)	0	14
Abilene Christian (H)	0	13
Louisville (A)	47	6
Villanova (H)	52	13
N. Carolina State (A)	13	7
Auburn (A)	0	33
VMI (A)	33	19
Furman (H)**	33	14
Stetson (A)	47	6
Mississippi So. (H)	19	18
Tampa (A)	13	0
<b>SUN BOWL</b>		
Texas Western (A)	20	47
	277	190

### 1955 (5-5)

	FSU	FOE
N. Carolina State (H)	7	0
Miami (Fla.) (A)	0	34
Virginia Tech (H)	20	24
Georgia (H)	14	47
Georgia Tech (A)	0	34
Villanova (H)	16	13
Furman (A)	19	6
The Citadel (H)**	39	0
Mississippi So. (A)	6	21
Tampa (A)	26	7
	147	186

### 1956 (5-4-1)

	FSU	FOE
Ohio University (H)	47	7
Georgia (A)	0	3
Virginia Tech (H)	7	20
N. Carolina State (A)	14	0
Wake Forest (H)**	14	14
Villanova (A)	20	13
Miami (Fla.) (A)	7	20
Furman (H)	42	7
Mississippi So. (H)	20	19
Auburn (A)	7	13
	178	116

### 1957 (4-6)

	FSU	FOE
Furman (H)	27	7
Boston College (A)	7	20
Villanova (A)	7	21
N. Carolina State (H)	0	7
Abilene Christian (H)	34	7
Virginia Tech (H)**	20	7
Miami (Fla.) (H)	13	40
Mississippi So. (A)	0	20
Auburn (H)	7	29
Tampa (A)	21	7
	136	165

### 1958 (7-4)


	FSU	FOE
Tennessee Tech (H)	22	7
Furman (H)	42	6
Georgia Tech (A)	3	17
Wake Forest (H)	27	24
Georgia (N)	13	28
Virginia Tech (H)	28	0
Tennessee (A)	10	0
Tampa (H)**	43	0
Miami (Fla.) (A)	17	6
Florida (A)	7	21
<b>BLUEGRASS BOWL</b>		
Oklahoma State (N)	6	15
	218	124



**Perry Moss**  
(1959)

Moss was one of two FSU coaches who spent only a year at the school. In his only season, FSU produced a 4-6-0 record. Midway through the season, reports were published that Moss would leave to join the Montreal Allouettes of the Canadian Football League. True to that report, Moss departed after a brief year at the Tallahassee school.

1959 (4-6)		FSU	FOE
Wake Forest (H)	20	22	
The Citadel (H)	47	6	
Miami (Fla.) (H)	6	7	
Virginia Tech (A)	7	6	
Memphis State (A)	6	16	
Richmond (A)	22	6	
Georgia (A)	0	42	
William & Mary (H)**	0	9	
Florida (A)	8	18	
Tampa (H)	33	0	
	149	132	



**Bill Peterson**  
(1960-70)

Bill Peterson arrived in Tallahassee with football in deep trouble. When he left 11 years and four bowl games later, he had become the most significant coach in the first quarter of a century of Seminole football. Under "Pete" the Seminoles were 62-42-11. The most memorable Peterson year was 1964 when that squad, featuring the "Seven Magnificents", went 9-1-1 and recorded the first ever win over the Florida Gators. Peterson, after serving as color commentator on the Seminole Sports Network for the past few years, is now athletic director of the University of Central Florida.

1960 (3-6-1)		FSU	FOE
Richmond (H)	28	0	
Florida (A)	0	3	
Wake Forest (H)	14	6	
The Citadel (A)	0	0	
Mississippi So. (A)	13	15	
William & Mary (H)	22	0	
Kentucky (H)**	0	23	
Miami (Fla.) (A)	7	25	
Houston (H)	6	7	
Auburn (A)	21	57	
	111	136	

1961 (4-5-1)		FSU	FOE
George Washington (H)	15	7	
Florida (A)	3	3	
Mississippi (A)	0	33	
Georgia (H)	3	0	
Richmond (H)	13	7	
Virginia Tech (A)	7	10	
Kentucky (A)	0	20	

The Citadel (H)	44	8	
Mississippi So. (H)**	0	12	
Houston (A)	8	28	
	93	128	

1962 (4-3-3)		FSU	FOE
The Citadel (H)	49	0	
Kentucky (A)	0	0	
Furman (H)	42	0	
Miami (Fla.) (A)	6	7	
Georgia (A)	18	0	
VPI (H)	20	7	
Houston (H)**	0	7	
Georgia Tech (A)	14	14	
Florida (A)	7	20	
Auburn (A)	14	14	
	170	69	

1963 (4-5-1)		FSU	FOE
Miami (Fla.) (H)	24	0	
Texas Christian (H)	0	13	
Wake Forest (H)	35	0	
So. Mississippi (A)	0	0	
Virginia Tech (H)	23	31	
Furman (H)	49	6	
Georgia Tech (A)	7	15	
N. Carolina State (H)**	14	0	
Auburn (A)	15	21	
Florida (A)	0	7	
	167	93	

1964 (9-1-1)		FSU	FOE
Miami (Fla.) (A)	14	0	
Texas Christian (A)	10	0	
New Mexico State (H)	36	0	
Kentucky (H)**	48	6	
Georgia (A)	17	14	
Virginia Tech (A)	11	20	
So. Mississippi (H)	34	0	
Houston (A)	13	13	
N. Carolina State (H)	28	6	
Florida (H)	16	7	
	263	85	

1965 (4-5-1)		FSU	FOE
Texas Christian (A)	3	7	
Baylor (H)	9	7	
Kentucky (A)	24	26	
Georgia (H)	10	3	
Alabama (A)	0	21	
Virginia Tech (H)	7	6	
Wake Forest (H)**	35	0	
N. Carolina State (A)	0	3	
Houston (H)	16	16	
Florida (A)	17	30	
	121	119	

1966 (6-5)		FSU	FOE
Houston (H)	13	21	
Miami (Fla.) (A)	23	20	
Florida (H)	19	22	
Texas Tech (A)	42	33	

Mississippi State (H)	10	0
Virginia Tech (A)	21	23
South Carolina (A)	32	10
Syracuse (A)	21	37
Wake Forest (H)**	28	0
Maryland (H)	45	21

SUN BOWL		FSU	FOE
Wyoming (N)	20	28	
	274	215	

1967 (7-2-2)		FSU	FOE
Houston (A)	13	33	
Alabama (A)	37	37	
N. Carolina State (H)	10	20	
Texas A&M (A)	19	18	
South Carolina (H)	17	0	
Texas Tech (H)**	28	12	
Mississippi State (H)	24	12	
Memphis State (A)	26	7	
Virginia Tech (H)	38	15	
Florida (A)	21	16	

GATOR BOWL		FSU	FOE
Penn State (N)	17	17	
	250	187	

1968 (8-3)		FSU	FOE
Maryland (A)	24	14	
Florida (H)	3	9	
Texas A&M (H)	20	14	
Memphis State (H)	20	10	
South Carolina (A)	35	28	
Virginia Tech (H)	22	40	
Mississippi State (A)	27	14	
N. Carolina State (A)	48	7	
Wake Forest (H)**	42	24	
Houston (N)	40	20	

PEACH BOWL		FSU	FOE
LSU (N)	27	31	
	308	211	

1969 (6-3-1)		FSU	FOE
Wichita State (H)	24	0	
Miami (Fla.) (A)	16	14	
Florida (A)	6	21	
Tulsa (A)	38	20	
Mississippi State (H)	20	17	
South Carolina (H)**	34	9	
Virginia Tech (A)	10	10	
Memphis State (H)	26	28	
N. Carolina State (H)	33	22	
Houston (H)	27	31	
	220	182	

1970 (7-4)		FSU	FOE
Louisville (H)	9	7	
Georgia Tech (H)	13	23	
Wake Forest (H)	19	14	
Florida (H)	27	38	
Mississippi State (A)	12	16	
South Carolina (A)	21	13	
Miami (Fla.) (A)	27	3	
Clemson (H)	38	13	
Virginia Tech (H)**	34	8	
Kansas State (H)	33	7	
Houston (N)	21	53	
	254	195	



**Larry Jones**  
(1971-73)

Larry Jones compiled a 15-19 record in his three years at the Seminole helm. In his first two seasons, the popular coach led his teams to a 15-8 record but he is probably remembered most for the following season when his team did not win a game and lost 11. Jones is now an athletic administrator at Louisiana State.

1971 (8-4)		FSU	FOE
So. Mississippi (N)	24	9	
Miami (Fla.) (A)	20	17	
Kansas (H)	30	7	
Virginia Tech (A)	17	3	
Mississippi State (H)**	27	9	
Florida (A)	15	17	
South Carolina (H)	49	18	
Houston (A)	7	14	
Georgia Tech (A)	6	12	
Tulsa (H)	45	10	
Pittsburgh (H)	31	13	

FIESTA BOWL		FSU	FOE
Arizona State (A)	38	45	
	309	174	

1972 (7-4)		FSU	FOE
Pittsburgh (A)	19	7	
Miami (Fla.) (A)	37	14	
Virginia Tech (H)	27	15	
Kansas (A)	44	22	
Florida (H)	13	42	
Mississippi State (N)	25	21	
Colorado State (H)**	37	0	
Auburn (A)	14	27	
Houston (H)	27	31	
Tulsa (H)	23	21	
South Carolina (A)	21	24	
	287	224	

1973 (0-11)		FSU	FOE
Wake Forest (A)	7	9	
Kansas (H)	0	28	
Miami (Fla.) (H)	10	14	
Baylor (A)	14	21	
Mississippi State (H)	12	37	
Memphis State (H)**	10	13	
San Diego State (A)	17	38	
Houston (A)	3	34	
Virginia Tech (A)	13	36	
South Carolina (H)	12	52	
Florida (A)	0	49	
	98	331	

\*\*Homecoming

# The Record Book



**Darrell Mudra**  
(1974-75)

Darrell Mudra was a successful coach before arriving at Florida State and he was successful after he left. But during his two years in Tallahassee, his record was 4-18-0. Mudra inherited an 0-11 team and wasn't able in two years to bring the program back in to the glory years it had enjoyed under Bill Peterson. Mudra, who coached from the press box instead of the sidelines, is head coach at Northern Iowa.

## 1974 (1-10)

	FSU	FOE
Pittsburgh (H)	6	9
Colorado State (H)	7	14
Kansas (A)	9	40
Baylor (H)	17	21
Alabama (A)	7	8
Florida (H)	14	24
Auburn (A)	6	38
Memphis State (A)	14	42
Miami (Fla.) (A)	21	14
Virginia Tech (H)**	21	56
Houston (H)	8	23
	120	289

## 1975 (3-8)

	FSU	FOE
Texas Tech (A)	20	31
Utah State (H)	17	8
Iowa State (H)	6	10
Georgia Tech (A)	0	30
Virginia Tech (A)	10	13
Florida (A)	8	34
Auburn (H)	14	17
Clemson (A)	43	7
Memphis State (H)	14	17
Miami (Fla.) (H)**	22	24
Houston (A)	33	22
	187	213



**Bobby Bowden**  
(1976-Present)

The all-time winningest coach at Florida State, Bobby Bowden has put together an 83-32-2 record and a .718 winning percentage in 10 years at the Seminole helm. He sits among the nation's top 10 coaches in winning percentage AND victories. After taking over an FSU program in 1976 that had gone 4-29 in the three previous years, Bowden has taken the school to seven bowl games. Two of those bowl games—the 1980 and '81 Orange Bowls—were the first New Year's Day games for the FSU program. Bowden's teams have earned top 10 rankings four times and his last four teams (1982-85) have gone to post-season competition.

## 1976 (5-6)

	FSU	FOE
Memphis State (A)	12	21
Miami (Fla.) (A)	0	47
Oklahoma (A)	9	24
Kansas State (H)	20	10
Boston College (A)	28	9
Florida (H)	26	33
Auburn (A)	19	31
Clemson (H)	12	15
So. Mississippi (H)**	30	27
N. Texas State (A)	21	20
Virginia Tech (H)	28	21
	205	258

## 1977 (10-2)

	FSU	FOE
So. Mississippi (A)	35	6
Kansas State (A)	18	10
Miami (Fla.) (H)	17	23
Oklahoma State (A)	25	17
Cincinnati (H)	14	0
Auburn (H)	24	3
N. Texas State (H)**	35	14
Virginia State (H)	23	21
Memphis State (H)	30	9
San Diego (A)	16	41
Florida (A)	37	9

## TANGERINE BOWL

Texas Tech (N)	40	17
	314	170

## 1978 (8-3)

	FSU	FOE
Syracuse (A)	28	0
Oklahoma State (H)	38	20
Miami (Fla.) (A)	31	21
Houston (H)	21	27
Cincinnati (H)	26	21
Mississippi St. (A)	27	55
Pittsburgh (A)	3	7
So. Mississippi (A)	38	16
Virginia Tech (H)	24	14
Navy (H)**	38	6
Florida (H)	38	21
	312	208

## 1979 (11-1)

	FSU	FOE
So. Mississippi (H)	17	14
Arizona State (N)	31	3
Miami (Fla.) (H)	40	23
Virginia Tech (A)	17	10
Louisville (A)	27	0
Mississippi State (H)	17	6
Louisiana State (A)	24	19
Cincinnati (A)	26	21
South Carolina (H)**	27	7
Memphis State (H)	66	17
Florida (A)	27	16

## ORANGE BOWL

Oklahoma (N)	7	24
	326	160

## 1980 (10-2)

	FSU	FOE
Louisiana State (A)	16	0
Louisville (H)	52	0
East Carolina (H)	63	7
Miami (Fla.) (A)	9	10
Nebraska (A)	18	14
Pittsburgh (H)	36	22
Boston College (H)**	41	7
Memphis State (A)	24	3
Tulsa (H)	45	2
Virginia Tech (H)	31	7
Florida (H)	17	13

## ORANGE BOWL

Oklahoma (N)	17	18
	352	85

## 1981 (6-5)

	FSU	FOE
Louisville (H)	17	0
Memphis State (H)	10	5
Nebraska (A)	14	34
Ohio State (A)	36	27
Notre Dame (A)	19	13
Pittsburgh (A)	14	42
Louisiana State (A)	38	14
Western Carolina (H)**	56	31
Miami (H)	19	27
Southern Mississippi (H)	14	58
Florida (A)	3	35
	240	286

## 1982 (9-3)

	FSU	FOE
Cincinnati (H)	38	31
Pittsburgh (H)	17	37

Southern Mississippi (A)	24	17
Ohio State (A)	34	17
Southern Illinois (H)**	59	8
East Carolina (H)	56	17
Miami (A)	24	7
South Carolina (A)	56	26
Louisville (H)	49	14
Louisiana State (A)	21	55
Florida (H)	10	13

## GATOR BOWL

West Virginia (N)	31	12
	368	254

## 1983 (8-4)

	FSU	FOE
East Carolina (H)	47	46
Louisiana State (A)	40	35
*Tulane (A)	28	34
Auburn (A)	24	27
Pittsburgh (A)	16	17
Cincinnati (H)**	43	17
Louisville (H)	51	7
Arizona State (A)	28	26
South Carolina (H)	45	30
Miami (H)	16	17
Florida (A)	14	53

## PEACH BOWL

North Carolina (N)	28	3
	381	312

\*Tulane forfeited on 2/3/86

## 1984 (7-3-2)

	FSU	FOE
East Carolina (H)	47	17
Kansas (A)	42	16
Miami (A)	38	3
Temple (H)**	44	27
Memphis State (A)	17	17
Auburn (H)	41	42
Tulane (H)	27	6
Arizona State (A)	52	44
South Carolina (A)	26	38
Tennessee-Chattanooga (H)	37	0
Florida (H)	17	27

## CITRUS BOWL

Georgia (N)	17	17
	406	254

## 1985 (9-3)

	FSU	FOE
Tulane (A)	38	12
Nebraska (A)	17	13
Memphis State (H)	19	10
Kansas (H)	24	20
Auburn (A)	27	59
Tulsa (H)	76	14
North Carolina (A)	20	10
Miami (H)	27	35
South Carolina (H)	56	14
Western Carolina (H)**	50	10
Florida (A)	14	38

## GATOR BOWL

Oklahoma State (N)	34	23
	402	258

\*\*Homecoming

## BOWL GAMES IN REVIEW

### 1950 Cigar Bowl Florida State 19, Wofford 6

TAMPA, Fla. (Jan. 2, 1950)—Red Parrish scored twice and Buddy Strauss rushed for 132 yards to give underdog Florida State a 19-6 win over Wofford in the Cigar Bowl football game.

The victory was a come-from-behind effort by the Seminoles as the Terriers scored only moments into the contest to make the score 6-0. That touchdown came when Wofford defenders blocked a Bo Manuel punt and recovered it in the end zone. The extra point attempt was no good.

For the balance of the first quarter, Florida State mounted several drives that stalled around midfield while Wofford netted virtually nothing offensively. Early in the second period, however, Wofford had its first real threat. It died on the Seminoles' 16-yard-line when Bill Dawkins intercepted a pass and returned it to the Terrier 20. Shortly after, Parrish bolted to the Tribe's initial touchdown that tied the score at 6-6.

Late in the half the Seminoles got cranked up again. Strauss busted up the middle for a 15-yard gain and an interference penalty pushed Florida State into Wofford territory. On the next play Parrish lofted a left-handed halfback pass to Norman Eubanks who made a spectacular catch and the extra point sent the Seminoles to the locker room with a 13-6 lead.

The third period was a dogged defensive battle with no serious scoring threats. But in the final period FSU pinned Wofford deep in its own territory with a 63-yard Manuel punt. After the Terriers fumbled on their own eight, the Seminoles were unable to cash in as Parrish came up a foot short on fourth down.

Unable to move the ball out of the deep hole, Wofford was forced to punt giving the Seminoles excellent field position with only minutes remaining. This time Don Veller's team wasted no time cashing in. With only seconds showing on the clock, Parrish sliced in from the five and Florida State had a 19-6 upset victory.

### 1955 Sun Bowl Texas Western 47, Florida State 20

EL PASO, Tex. (Jan. 1, 1955)—Florida State's defense collapsed in the second quarter allowing Texas Western to move well ahead and capture a 47-20 Sun Bowl victory.

With the score tied 7-7 at the end of the first period, the underdog Miners put together a magnificent 28-point quarter that buried the Seminoles on this steamy January afternoon. Texas Western quarterback John Griner ran the option to perfection in that second quarter, and the Seminoles, fighting a blinding sun and the high altitude, just couldn't keep pace.

After leading 7-0 in the first four minutes of this 20th renewal of the Sun Bowl the Seminoles allowed the aroused Miners to tie the score late in the period. On the first play of the second quarter, Florida State fumbled on its own 24 and Texas Western needed only two plays to grab its first lead of the day. That touchdown came on a nifty run by Miner ace Jesse Whittenton.

At that point the flood gates opened. Tom Nugent's Seminoles made three more costly mistakes in the quarter that led directly to Texas Western touchdowns and the homestanding Miners eased into the locker room with a 34-7 advantage.

In the final half, the Miners ran the count to 41-7 before the

Tribe managed to get on the board for the second time in the afternoon. Quarterback Len Swantic led a third quarter drive that was sparked by a 43-yard touchdown pass to Tom Feamster. But Western wasted no time in countering that Seminole score. On the next kickoff, Bob Forrest raced 95 yards for the final Miner touchdown of the day.

The Seminoles were able to tack on a final tally in the fourth period. Harry Massey hit Bill Odom on a 16-yard pass play for the score.

### 1958 Bluegrass Bowl Oklahoma State 15, Florida State 6

LOUISVILLE, Ky. (Dec. 13, 1958)—A frantic fourth-quarter comeback was not to be as Florida State couldn't fight off the bitter cold and Oklahoma State went home with a 15-6 victory in the only Bluegrass Bowl ever played.

A crowd of just over 7,000 was able to brave the 10-degree weather for the first-ever meeting between the two schools. Players on both teams wore tennis shoes in an effort to combat the frozen turf. It was the Seminole's first nationally televised game and a relatively obscure Howard Cosell handled the color that day.

Florida State got off to a good start in this one, mounting two drives deep into OSU territory. Both times it came up empty-handed though as field goal attempts from the 16 and 23 fell short.

Oklahoma State managed to dent the scoreboard early in the second quarter as swift halfback Duane Wood sprinted in from the Florida State 17.

Unable to get anything going in that second period, the Seminoles were forced to rely on their defense. The last assault came in the final two minutes of the half. The Cowboys drove inside the Florida State five and on fourth down with 1:15 left, FSU's Ron Hinson stopped Forrest Campbell one foot from paydirt. That sent the clubs to the locker room with the score 7-0.

Early in the third period the Seminoles did themselves in with a pair of fumbles. The second miscue set up the Cowboys at the Florida State 39. It took 10 plays but Wood finally scored his second touchdown and then caught a two-point conversion to make it 15-0.

### 1965 Gator Bowl Florida State 36, Oklahoma 19

JACKSONVILLE, Fla. (Jan. 2, 1965)—A brilliant passing combination of Steve Tensi and Fred Biletnikoff rewrote the Gator Bowl record book and gave the upstart Seminoles an impressive 36-19 victory over Oklahoma in this post season event.

The Florida State victory will long be remembered as one of the greatest passing shows in the history of college football. Tensi completed 23 of 36 passes for 303 yards and five touchdowns while Biletnikoff hauled in 13 for 192 yards and four TDs. Both players signed professional contracts on the field at the completion of the game.

# The Record Book

Oklahoma claimed the first break of the day as Tensi was intercepted. The Sooners marched to the Seminole 34 but on third down FSU defensive back Howard Ehler picked off an OU pass and sailed 63 yards for the initial touchdown. Later in the quarter the Sooners came back to claim the lead 7-6 but that lead lasted only as long as it took the Tribe to move 90 yards.

Phil Spooner was instrumental in the drive and Tensi continued to pick the OU defense apart. From the 15, Tensi hit Biletnikoff for a 12-7 lead. Twice more before the intermission, Tensi found Biletnikoff for touchdowns. The first score followed a George D'Allesandro fumble recovery and the second came on a long drive against the clock. The halftime score was 24-7.

Early in the second half Oklahoma recovered a Seminole fumble and cut the lead to 24-13, but as the third period drew to a close the Seminoles executed an 82-yard drive. On the last play of the quarter Tensi hit Don Floyd in the Oklahoma end zone for the touchdown.

With 10 minutes left and the score at 30-19, it was time for the Seminole defense to take over. Two drives late in the game came up short for the Sooners and finally FSU tacked on its final TD—a 14-yard Tensi-to-Biletnikoff toss that made it 36-19.

---

## 1966 Sun Bowl Wyoming 28, Florida State 20

---

EL PASO, Tex. (Dec. 24, 1966)—Florida State's vaunted passing attack was not enough to overcome a stingy Wyoming defense and the Seminoles fell 28-20 in their second try for a Sun Bowl title.

Though the Seminoles got a couple of early breaks it was the Cowboys who first drew blood. The initial score came on a Jim Kiick plunge and the score stood 7-0 at the end of the first period. Florida State bounced back, however, as Bill Moreman fell on a Vic Washington fumble and FSU had the ball at the Wyoming 49. From there Kim Hammond found Ron Sellers for the tying touchdown.

The Seminoles managed to grab the lead in the game shortly before the intermission. This time Hammond hit T.K. Wetherell behind the Cowboy secondary for a 54-yard scoring strike. At the half it was 14-7.

It didn't take long for the Cowboys to tie the score. Early in the second half Wyoming quarterback Rick Egloff found Jerry Marion for a 39-yard touchdown. Late in the third quarter the Cowboys went ahead to stay. Kiick, who gained 135 yards on 23 carries, picked up 43 of them on a touchdown run that gave the Cowboys a 21-14 lead.

Florida State made a last-ditch attempt to regain a part of the lead as time ticked away in the final quarter. Hammond hit Ron Sellers in Wyoming territory. As the lanky receiver was hit, he fumbled the ball and it was recovered by teammate Chip Glass at the Cowboy five. But the tenacious Wyoming defense held in the final three minutes. From there Wyoming used a pair of 15-yard penalties and the running of Kiick to drive to the FSU 14 in the waning minutes. Egloff scampered into the end zone for the final Cowboy touchdown.

---

## 1967 Gator Bowl Florida State 17, Penn State 17

---

JACKSONVILLE, Fla. (Dec. 30, 1967)—Penn State jumped to a commanding 17-point lead at intermission but Florida State battled back in the second half to gain an exciting 17-17 tie.

The Seminoles received the kickoff but were stalled at the

Penn State 25. The Lions fumbled after one play but an intercepted pass gave them the ball back and they got the first score on a 27-yard field goal by Tom Sherman in the closing minutes of the first quarter.

Late in the second period Sherman passed to Jack Curry on a 10-yard touchdown play and then came back to hit All-American tight end Ted Kwalick with seconds remaining in the half. The Seminoles were completely stopped before intermission as Penn State threw up a stingy defense that kept Kim Hammond and his mates at bay.

The momentum changed in the second half, however. Penn State received the kick but was forced to punt. The Tribe drove quickly to the Lion one but couldn't punch the ball in. However, on the next series, the Lions gambled on fourth down at their own 15 and the Seminole defense held. Three plays later Hammond passed to Ron Sellers for the initial Florida State score.

When Lion halfback Charlie Pittman fumbled the ball on the kickoff the Seminoles were back in business at the Penn State 22. Passes to Sellers and Bill Moreman moved the ball to the one and from there Hammond took it on himself to cut the lead to 17-14.

With just over a minute to play in the game, Hammond directed a picture-perfect drive from the Seminole 31 to the Penn State 15. There Florida State was faced with a fourth-and-five situation with 17 seconds remaining. Coach Bill Peterson decided to go for the sure three points and a tie rather than to risk a 17-14 loss. Grant Guthrie booted the field goal and the 1967 Gator Bowl had co-champions.

---

## 1968 Peach Bowl Louisiana State 31, Florida State 27

---

ATLANTA, Ga. (Dec. 30, 1968)—Competing in its fourth consecutive bowl game, Florida State couldn't outscore Louisiana State and the Seminoles fell 31-27 in a soggy game that initiated Atlanta's Peach Bowl.

The Seminoles had been considered a slight favorite in the game until the teams took the field for the pre-game warmups. It was at that point that the rain began to fall and it didn't let up until the final minutes of the contest played at Georgia Tech's Grant Field.

Despite the rain, the Seminoles wasted little time getting on the scoreboard. LSU won the toss but the Tigers bobbed the ball and FSU's John Crowe pounced on the loose ball at the Tiger 36. Tom Bailey swept around right end of the game's first play from scrimmage and went all the way for the touchdown.

That was the only score of the first period, however, as the heavy rain hampered both teams. In the first period, the Seminoles recovered two more LSU fumbles and intercepted a Tiger pass.

Early in the second period Bill Cappleman capped a 75-yard drive with a 21-yard touchdown pass to Bill Gunter that gave the Tribe a 13-0 lead. LSU's first score came midway through the second period on a 39-yard punt return of a stray Bill Cheshire kick. A 32-yard field goal in the waning minutes of the half cut the Seminole lead to 13-10 at intermission.

The Tigers came roaring back in the third period and a pair of touchdowns staked them to a 24-13 lead. But the Seminoles were not finished. A fourth-quarter Cappleman to Sellers pass brought Florida State within five and with 6:15 left in the game it went on top 27-24 with a Cappleman-Sellers aerial and a two-point conversion pass to Chip Glass.



## 1971 Fiesta Bowl Arizona State 45, Florida State 38

TEMPE, Ariz. (Dec. 27, 1971)—In one of the most dazzling offensive shows in bowl history, Arizona State managed to score with 34 seconds remaining in the game to capture the first ever Fiesta Bowl 45-38.

Over 51,000 partisan Arizona State fans crowded into Sun Devil Stadium and Ray Scott was on hand to call the shots over a 140-station TV network. Florida State's initial drive stalled and Arizona State wasted no time in grabbing a 7-0 lead. FSU's Barry Smith brought the kickoff back 49 yards and like lightning Gary Huff and his mates tied the score. Huff's passes put the Tribe at the one and from there Paul Magalski got the six points.

Thirty-two points went on the board in the second quarter. The locals drew first blood but soon a field goal by Frank Fontes moved the Seminoles to within one at 14-13. The momentum seemed to swing to Florida State as it raced 63 yards on a later drive and added a two-point conversion to lead 21-14. With just over two minutes left in the half ASU's Danny White hit Steve Holden for a 55-yard scoring pass that tied it at 21-21.

But, at that point the Seminoles proved they had come to play. Huff put on a brilliant passing display, hitting Kent Gaydos for 46 yards to the Sun Devil 10. With time running out, Rhett Dawson snared his second touchdown pass of the day to give the Tribe a 28-21 lead at halftime.

The third quarter was all Arizona State. Holding the ball almost the entire quarter, the Sun Devils put 10 points on the board and led 31-28 heading into the final stanza. Early in that last quarter Florida State culminated a 75-yard drive with a field goal to tie the game 31-31. On an exchange of punts, Holden hurt the Seminoles again. This time he returned a Dwane Carroll punt 63 yards for a touchdown. Florida State came back to tie the game again as Dawson made a sensational touchdown grab between two defenders with 4:44 left in the contest.

A final ASU drive resulted in a Woody Green score with 34 seconds left to provide the final margin.

## 1977 Tangerine Bowl Florida State 40, Texas Tech 17

ORLANDO, Fla. (Dec. 23, 1977)—Florida State, making its first bowl appearance in seven years, demolished Texas Tech, 40-17, in the 32nd Tangerine Bowl.

A record-breaking crowd of 44,502 witnessed almost total domination by the Seminoles, who became the only Division I school currently playing major college football in Florida to achieve 10 victories in a single season.

FSU jumped ahead with 5:50 remaining in the opening quarter on a 23-yard Dave Cappelen field goal. It stayed that way until Mike Mock of Texas Tech evened the count with a 24-yarder early in the second quarter. At that point however, the Seminoles took over. It was a 93-yard kickoff return by Larry Key following the Tech field goal that gave the Seminoles the lead for good.

Later in the same quarter, quarterback Jimmy Jordan found tight end Grady King on a 37-yard scoring pass that boosted the Seminole lead to 16-3 at intermission.

The Seminoles continued to add to their cushion in the third quarter. First Jordan found Mike Shumann with a 40-yard scoring toss. Next Cappelen booted a 22-yard field goal. That made it 27-3.

Tech returned to the board with 7:46 remaining in the quarter

on a 44-yard scoring pass to make it 27-9. The count remained that way until Wally Woodham found Roger Overby on a 15-yard scoring toss to increase the Seminole lead with just 3:34 left.

Neither team was through yet, however. Tech came back to score on a 21-yard run by Billy Taylor and with just 48 seconds remaining, FSU completed the scoring on a 44-yard pass involving Woodham and Chip Sanders.

## 1980 Orange Bowl Oklahoma 24, Florida State 7

MIAMI, Fla. (Jan. 1, 1980)—Julius Caesar Watts and Heisman Trophy winner Billy Sims each rushed for more than 100 yards and a stingy Sooner defense held Florida State to 182 total yards as Oklahoma defeated Florida State 24-7 in the 46th annual Orange Bowl Classic.

For 17 minutes, it appeared that Florida State would see its dream of a 12-0 season and possible national championship come true as it took a 7-0 lead on a one-yard Mike Whiting touchdown run in the first quarter.

FSU had a chance to double its lead just moments later when punter Michael Keeling's kick was blocked by cornerback Bobby Butler and recovered on the Oklahoma 17 by Keith Jones.

After a first down, FSU failed to gain more than two yards on three tries and Rick Stockstill fumbled a snap from center on an attempted field goal try, which resulted in Oklahoma stopping the FSU drive and gaining possession on the Oklahoma 19.

Following a 25-yard pickup by Sims and a sack of six yards by James Gilbert, Watts kept the ball on a sweep to the right and ran 61-yards for a score.

Watts' run was a sample of things to come for the Seminoles. Following the kickoff, Jimmy Jordan's first pass was picked off by Bud Herbert, who would go on to intercept three passes on the night, and returned to the Seminole 10. Two plays later, Stanley Wilson got the call from the five and rambled in for the score and a 14-7 Sooner lead.

Fred Keeling made it 17-7 at the half with a 24-yard field goal and the Sooners were on their way to victory.

The remainder of the game was a defensive standoff until Sims took a lateral from Watts and raced 22 yards into the Seminole endzone at the 7:13 mark of the fourth quarter.

For the game, Sims ended up the leading ground gainer with 164 yards on 24 carries, Watts tallied 127 yards on 15 attempts. FSU was outgained in the game by a 447-182 margin.

## 1981 Orange Bowl Oklahoma 18, Florida State 17

MIAMI, Fla. (Jan. 1, 1981)—It took something that Oklahoma was not supposed to be able to do well to beat Florida State in the 1981 Orange Bowl—pass. With time running out and the Seminoles leading 17-10, quarterback JC Watts—a swift quarterback who led a notorious Oklahoma running game, drilled an 11-yard touchdown pass to split end Steve Rhodes with 1:27 remaining.

Going for the win on the conversion, Watts rolled to his right and hit tight end Steve Valora to give the Sooners an 18-17 win over upset-minded Florida State in the 47th annual Orange Bowl Classic.

Six hours earlier, Georgia defeated Notre Dame in the Sugar Bowl to wipe out any aspirations of a Seminole national championship. Ironically, the loss came in the same place (Orange Bowl) where hopes for a second undefeated regular season

were erased by the University of Miami, 10-9.

A Florida State fumble recovery and a missed field goal kept Oklahoma off the board for the first quarter and FSU took a 6-0 lead when Ricky Williams capped off a 70-yard touchdown drive with a one-yard plunge. Bill Capece converted and the Seminoles led by seven.

The score remained the same until two seconds remaining in the first half as Fred Keeling's 53-yard field goal attempt was good, as the Sooners moved to within four at 7-3.

Oklahoma took the second half kickoff and marched 78 yards for a touchdown and a 10-7 lead. On a second and goal from the FSU four, halfback David Overstreet took a pitchout to the right and scored easily.

On the following series, FSU drove from its own 20 to the Oklahoma 27, only to watch Capece's 44-yard field goal attempt sail to the right. The Seminoles recovered a Watts fumble three plays later, however, and this time Capece's field goal from 19 yards was good and the Seminoles tied the score at 10.

With 13 minutes left in the game, Keeling dropped back to his own 18 to punt. The snap sailed through his hands and into the endzone where Bobby Butler recovered for a touchdown and a 17-10 Seminole lead.

Both teams traded punts and Oklahoma took over on its own 22-yard line trailing by seven with 3:30 remaining on the clock. At this point, Watts abandoned the forte of the Sooner offense—the running—and went to the air.

Facing a third and nine on the OU 23, Watts hit split end Steve Rhodes with a 42-yard pass to the FSU 35. Chet Winters hauled in a 14-yard pass to the Florida State 21 for another first down.

After one more first down on a ten-yard scramble by Watts, the senior quarterback found Rhodes in the endzone for the touchdown.

Two completed passes gave Florida State the ball on the Oklahoma 45 with just five seconds remaining. Capece attempted to give Florida State the win with a 62-yard field goal, but the attempt fell six yards short and the Seminoles had lost to the Sooners for the second straight time in the Orange Bowl.

## 1982 Gator Bowl Florida State 31, W. Virginia 12

JACKSONVILLE, Fla. (Dec. 30, 1982)—Greg Allen rambled for 138 yards and two scores, while surprise starter Blair Williams threw for 202 yards and another touchdown as Florida State upset West Virginia, 31-12, in the 38th annual Gator Bowl Classic.

Allen, who was named MVP for his performance, scored on third quarter runs of 29 and one yards to break open a tight game and give the Seminoles a 31-6 lead into the fourth quarter.

The victory lifted the Seminoles to 9-3 on the year and gave FSU head coach Bobby Bowden a win in his first encounter against the Mountaineers—the team he served as head coach for from 1970-75.

"I'm happy that we won the Gator Bowl, it was a great victory for our team," Bowden said. "But I get no additional thrill over the fact that we beat West Virginia. I spent 10 years of my life in that town and working for that University. Those are good people up there and I still have a lot of friends in Morgantown."

Florida State drew first blood in the game—taking a 3-0 lead on a 20-yard field goal by Phil Hall with 3:30 remaining in the first quarter. After being frustrated by a blocked field goal attempt on the first drive of the game, the Mountaineers came back to tie the game on the second play of the second quarter when All-American Paul Woodside hit a 48-yard field goal.

But the Seminoles took the lead for good on the next play. Fielding Woodside's kickoff on the five, Billy Allen started up the middle and then broke to his left—going a Gator Bowl record 95 yards for a touchdown and a 10-3 FSU lead.

West Virginia added a late second-half field goal to cut the

lead to 10-6, but Williams led FSU on a 63-yard drive for a touchdown with under one minute to play.

Taking over on its own 27, FSU got 31 yards from Greg Allen on a pair of sweep plays before the Mountaineers were hit with a 21-yard penalty on a pass interference call.

With just 15 seconds remaining and the ball on the 27, Williams lofted a pass into the right corner of the endzone, where Dennis McKinnon went high over two WVU defenders to make a spectacular catch and give the Seminoles a 17-6 intermission lead.

The third quarter belonged to Greg Allen. Carrying the ball just five times, the sophomore tailback logged 52 yards—capping both drives with touchdowns.

Florida State's defense, which was in the face of WVU quarterback Jeff Hostetler all night, controlled the final period by limiting the Mountaineers to just two possessions.

FSU limited Hostetler to just 10 completions in 28 attempts for 118 yards and two interceptions; while the Seminole offense was busy piling up 451 yards of total offense against a WVU defense that was ranked in the top 10 nationally.

## 1983 Peach Bowl Florida State 28, N. Carolina 3

ATLANTA, Ga. (Dec. 28, 1983)—Making his first-ever start at Florida State, Eric Thomas fired a pair of first quarter touchdown passes to lead the Seminoles to a stunning 28-3 win over North Carolina in the 16th Annual Peach Bowl Classic.

Thomas, a third-year sophomore who played sparingly throughout the year, led FSU on two long scoring drives on the Seminoles' first two possessions. On the first drive, Thomas directed a nine-play, 62-yard march from the Florida State 38. The drive ended when Thomas found Weegie Thompson in the right corner of the endzone from 15 yards out for the touchdown.

Following a strong defensive effort that forced a Tar Heel punt after three downs, Thomas took over again. Displaying veteran composure in eluding a UNC blitz, he this time found Thompson with an 18-yard score for a 14-0 lead.

The Seminoles stretched their lead to 21-0 before the intermission. Midway through the second quarter, Pete Panton fell on a fumbled punt return at the UNC 16. Rosie Snipes scored on a one-yard run and Philip Hall added the conversion for a three touchdown lead at the half.

Turning in its best defensive effort of the season, Florida State held North Carolina to just three points on a 36-yard field goal by Brooks Barwick with 10:22 remaining in the game. Defensive MVP Alphonso Carreker led the Seminoles who held the outstanding Tar Heel running attack to only 32 net yards on the ground. In the game, UNC could manage only 198 yards in total offense.

In the second half, the Seminoles used a ball control offense that accounted for 265 yards on the ground to limit any hopes of a Carolina comeback. Greg Allen and Cletis Jones led FSU's ground assault—piling up a combined 176 yards on 37 carries.

Florida State scored its last touchdown on a one-yard run by Thomas after the Seminoles used an 11-play, 88-yard drive to eat up all but 31 seconds of the fourth quarter clock. For Thomas, his two touchdown passes and running of the option play earned him offensive MVP honors for the game.

## 1984 Citrus Bowl Florida State 17, Georgia 17

ORLANDO, Fla. (Dec. 21, 1984)—Blocking its ninth punt of the season, Florida State scored late in the fourth quarter to escape with a 17-17 tie with Georgia, in front of 51,821 fans in the Florida Citrus Bowl in Orlando. Leading 17-9 with 3:58 left, Georgia punter Chip Andrews dropped back to receive the center snap, when FSU's Lenny Chavers burst through the middle of the Bulldog line to block the punt. Special team's phenomenon Joe Wessel scooped up the loose ball and returned it 14 yards for his fourth touchdown of the season off of a blocked kick.

"I knew I was going to get it," Chavers said. "I went to the referee and told him I was going to do it."

Florida State, who fell behind 14-0 at the half, needed the blocked punt to tie the score at 17.

The Bulldogs took control in the second quarter, scoring on runs of two and four yards by running back Lars Tate, who gained 75 yards and was named Offensive Player of the Game.

Tate's second touchdown was set up when cornerback Kevin Harris picked off an Eric Thomas pass and returned it 18 yards to the FSU 13 with 1:22 remaining in the first half.

Florida State got on track early in the third quarter, as it marched 67 yards with the second half kickoff to set up a 32-yard field goal by Derek Schmidt.

The Seminoles' next score came with 14:12 left in the game when Tony Smith, who finished the day with 68 yards on 10 carries, bolted over from the one.

Held to 134 yards of total offense by a stingy Florida State

defense, Georgia scored its only points of the second half with 12:10 left in the game on a 36-yard field goal by Kevin Butler.

The FSU defense was led by linebacker Henry Taylor and safety Billy Allen, both of whom registered 11 tackles.

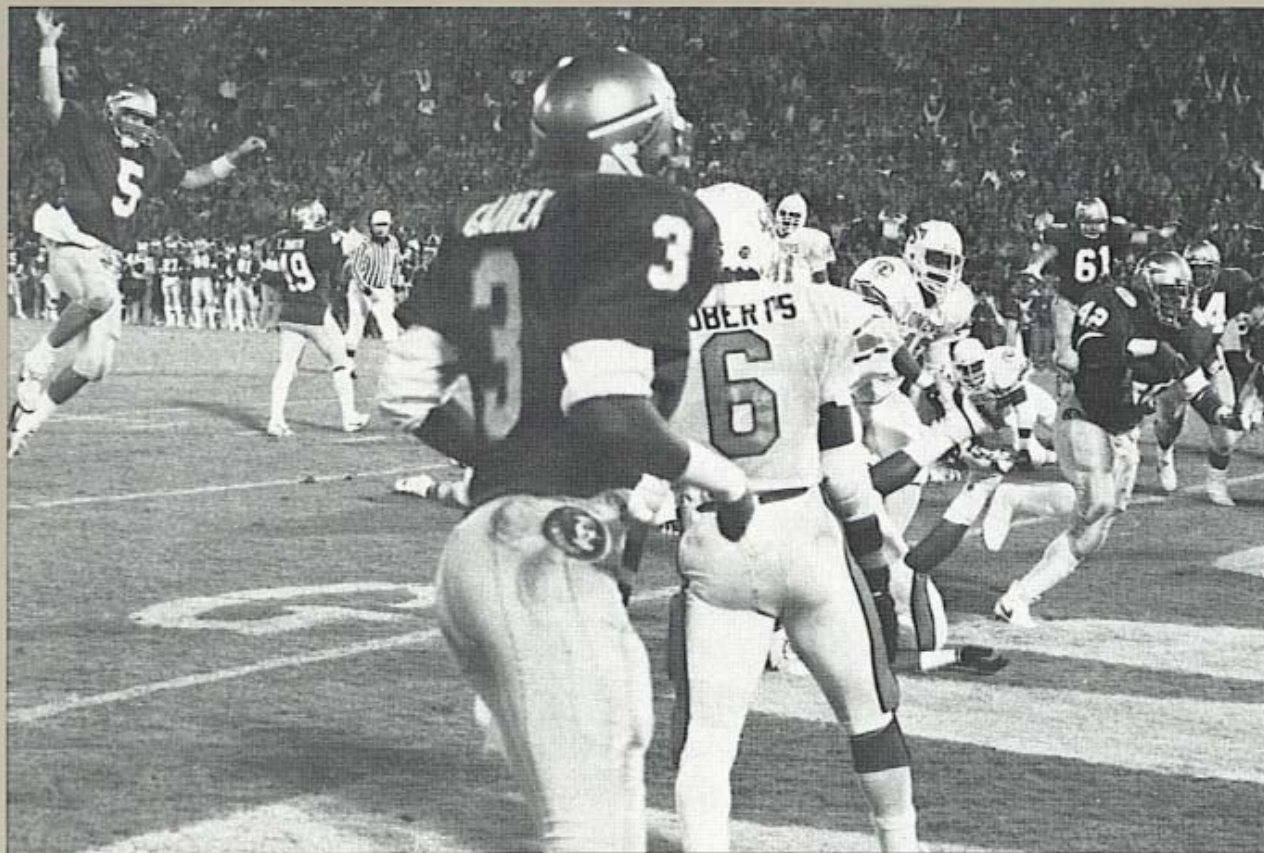
While the defense had success stopping the Georgia offensive attack, Florida State's offense sputtered throughout much of the game, gaining only 246 yards total offense.

Georgia did mount a late scoring threat when it took possession of the ball on the Florida State 46-yard line with :21 seconds left. After two incomplete passes, the Bulldogs lined up to attempt a 70-yard field goal by All-American Kevin Butler. Butler's attempt fell just short as time expired.

## Overall Bowl Record

Bowl	W	L	T
Bluegrass	0	1	0
Cigar	1	0	0
Citrus*	1	0	1
Fiesta	0	1	0
Gator	3	0	1
Orange	0	2	0
Peach	1	1	0
Sun	0	2	0
<b>Totals</b>	<b>6</b>	<b>7</b>	<b>2</b>

\*Formerly the Tangerine Bowl



## Gator Bowl

# FSU AIRS IT OUT FOR GATOR BOWL WIN

By Chris Smith,  
Florida Times Union Sports Writer

By air and by land, Florida State assaulted Oklahoma State's nationally-ranked defense last night to capture the 41st Gator Bowl game 34-23 before a crowd of 79,417.

FSU freshman quarterback Chip Ferguson and senior tailback Tony Smith turned in career performances as the Seminoles piled up 569 yards in total offense against OSU's 14th-ranked defense.

Despite the absence of his three leading receivers, Ferguson drilled the Cowboys for a career-high 338 yards passing, including touchdown passes of 39 and 19 yards to sophomore Herb Gainer. Gainer himself had a career in his first start, catching seven passes for 148 yards.

Ferguson came out throwing and by night's end had completed 20 of 43 passes.

In the process of establishing a surprisingly effective passing game, the running game opened up for Smith, who gained a career-best 201 yards on 24 carries.


This was the worst yardage beating suffered by OSU this year, the previous being 432 by Missouri. It also matched Nebraska's total for most points scored against the Cowboys.

And it all came despite Ferguson having to operate without the services of regular wide-outs Hassan Jones (suspension) and Darrin Holloman (broken collarbone), plus top sub Phillip Bryant (bruised shin).

"We have confidence in all of our receivers," said Ferguson, who was named FSU's most valuable player. "Obviously, Hassan and Darrin are more experienced, but I never doubted that the others would catch the ball if I got it to them."

Gainer and sophomore Randy White, who entered the game without a college reception, turned in exceptional performances as starters. White became Ferguson's early target and ended with four catches for 87 yards.

"I think part of the reason we were so successful through the air was because Oklahoma State didn't seem to expect the pass," Gainer said. "They bit on practically every move."



The Seminole defense held the Cowboys in check, meanwhile, as FSU built a 13-0 halftime lead and 27-3 advantage midway through the third quarter.

OSU finally did pierce the Seminoles' defense behind quarterback Ronnie Williams (21 of 43 passes for 251 yards and 2 TDs) and sophomore tailback Thurman Thomas (26 carries for 97 yards, plus a TD pass to Williams) to keep the game interesting.

But the bottom line was, OSU could not stop the Florida State offense.

"Our plan going in was to throw a lot, so I really wasn't surprised by the number of passes I attempted," Ferguson said.

"Our passing game opened the running game up," Smith said. "Their linebackers were taking such deep drops, a 5-yard gain was automatic."

The victory in the nationally televised game closed 18th-ranked FSU's season at 9-3, while the 19th-ranked Cowboys, 21-14 winners over South Carolina in last year's Gator Bowl, ended at 8-4.

"The defense kept us in it in the first half by continuously shutting them down," FSU head coach Bobby Bowden said. "You can't win at Florida State or anywhere else without a solid defense. Our guys showed that tonight."

The Cowboys now are 7-3 in post-season competition and 1-1 under head coach Pat Jones. FSU is 6-7-2 in bowls and 4-2-1 under Bowden.

“

**The defense kept us in it in the first half by continuously shutting them down. You can't win at Florida State or anywhere else without a solid defense. Our guys showed that tonight.**

”

The Seminoles also won for the third time in four games against the Cowboys. The last meeting was in Tallahassee in 1978, won by FSU 38-20.

On the first play of FSU's first possession, Ferguson faked a handoff and then lofted a perfect bomb to White, covering 45 yards. On the next play, Ferguson drilled an 11-yarder to White. On the third play, Ferguson threw into the end zone to Gainer, but OSU's Melvin Gilliam picked it off.

The tone, however, was established. FSU's first running play didn't come until the ninth play and third series.

While the Cowboys went to their bread-and-butter, Thomas, Ferguson threw 26 times in the first half, completing 12 for 215 yards and a touchdown. Combined with a solid defensive effort, which limited Thomas to 55 yards on 13 attempts, and the eventual 90-yard performance of Smith, FSU built a 13-0 halftime lead.

The Cowboys had only one solid scoring opportunity, which they failed to convert on twice. After moving 58 yards to the FSU 25 midway through the first quarter, freshman placekicker Joey O'Donnell tried a 42-yard field goal. O'Donnell, who hit 6 of 11 attempts during the season with a long of 38 yards, missed it. But he was roughed by FSU's Terry Robinson, so the ball was moved 5 yards closer and he was given a second opportunity. He missed that one, too.

The Seminoles took over at their 20, and Ferguson immediately went back to the air. He opened with a 28-yard pass to Gainer and two 11-yarders, one to tight end Pat Carter, the other to Gainer.

With the ball at OSU's 28, Smith broke free, bounced off two tacklers and spun down to the 14-yard line. A roughing-the-passer penalty moved the ball to the 7, but FSU couldn't punch it in. So, in came placekicker Derek Schmidt, who connected on a 23-yard field goal attempt for a 3-0 lead with 2:28 remaining in the quarter.

After several exchanges, FSU finally mounted a 76-yard touchdown drive to take a 10-0 lead—Ferguson connecting with Gainer on a 39-yard scoring pass 2:31 before the half.

The Cowboys opened the second half with a 12-play drive, moving within range for a 33-yard field goal by freshman Brad Dennis.

FSU came right back, however, with a 12-play, 73-yard touchdown drive, capped by fullback Cletis Jones' 3-yard run. Keys to the drive were two third-down conversions: first, a 25-yard pass from Ferguson to Gainer on a 3rd-and-11 at FSU's own 38; then a 21-yard run by Smith on third-and-10 from OSU's 23.

On OSU's very next play from scrimmage, Williams attempted a flea-flicker, handing off to Thomas and then receiving a pitch to throw deep. Deion Sanders, however, intercepted the pass and returned it 28 yards to the OSU 36.

Five plays later, Ferguson connected with Gainer again for a touchdown, this time for 19 yards. Schmidt's conversion opened a 27-3 lead.

It might have ended there.

But OSU quick-hit the Seminoles for two touchdowns of its own. The first drive consumed 79 yards on five plays and

took just 1:59. The scoring pass was a 29-yard screen pass from Williams to Thomas.

OSU's defense then arose, causing and recovering a fumble by Ferguson deep in Seminole territory. On a third-and-2 play at FSU's 27, Gilliam jarred Ferguson and the ball squirted back to the 12, where end Harry Roberts recovered.

On the next play, Williams handed off to Thomas, who in turn threw a pass to Williams, wide open on the left side for the touchdown. Dennis added the conversion, and suddenly the Cowboys were back in the game, trailing by 10 with 1:19 left in the third quarter.

That lasted about five minutes. For Ferguson and the Seminoles came back to mount a 9-play, 55-yard scoring drive for a 34-17 lead. Ferguson took it in on his own from a yard out.

## Analysis

# Seminoles' Passing Surprised Cowboys

By Tom Kensler

The Daily Oklahoman Staff Writer

JACKSONVILLE, Fla.—Perhaps Oklahoma State's defense would have fared better Monday night in the 41st Gator Bowl Classic if Florida State's top three receivers had played.

Sounds crazy, but think about it. The Cowboys were suckered into thinking FSU would feature its running game since replacement receivers Herb Gainer and Randy White had caught a total of just five passes for the season.

At least OSU would have been psychologically prepared for what happened if Hassan Jones (suspension), Darrin Holloman (injury) and Phillip Bryant (injury) had been available. The combined stats on those guys—71 catches for 1,421 yards and 13 touchdowns—scare you to death, those of Gainer and White might draw giggles. Certainly Oklahoma State couldn't have played much worse in the 34-23 Florida State victory.



With a redshirt freshman, Chip Ferguson, pushing the buttons, the air space above Gator Bowl Stadium Monday night resembled the skies above London during a buzz-bomb alert. Ferguson's missiles sailed everywhere, finding their way between OSU's zone defenders with uncanny consistency. When it was over, Ferguson had completed 20 of 43 passes for 338 yards and two touchdowns. He was so effective that Florida State did not call in its ground attack, led by Tony Smith's career-high 201 yards, until Ferguson had called nine consecutive pass plays to open the game.

"We didn't prepare totally like we should have," said Melvin Gilliam, OSU freshman cornerback who was picked on unmercifully. "We thought they'd run more."

“

***With a redshirt freshman, Chip Ferguson, pushing the buttons, the air space above Gator Bowl Stadium resembled the skies above London during a buzz-bomb alert.***

”

Louis Campbell, OSU's defensive coordinator, knew all about Bobby Bowden, Florida State's pass-happy head coach. Campbell coached at Alabama before arriving in Stillwater last winter.

But even Campbell was surprised at FSU's game plan.

Or perhaps not . . .

"They attacked us right where they should have. They went after our cornerbacks (Gilliam and Demise Williams)," Campbell said. "They didn't throw the ball to the middle of the field where Mark Moore was. They didn't need to."

"In most big games, a Bobby Bowden team is going to do everything the first 15 plays and then settle into a mix of run and pass. The thing that surprised me is they did it (passed) the whole game. We certainly didn't expect that."

When it became evident Ferguson was throwing the ball down OSU's throat, Campbell tried everything—two-deep zones, three-deep zones, man-to-man coverage, nickel-back formations and linebacker and safety blitzes.

"That's all there is," he said. "I think our guys got gun-shy."

Ferguson kept drives alive with third-down sideline passes which just cleared the reach of linebackers and floated underneath the deep coverage of cornerbacks and safeties. He hit White for 45 yards to burn Gilliam on the first play from scrimmage, a move obviously designed to rattle the freshman. It worked—the cushion given receivers by OSU cornerbacks grew wider as the game progressed.

Oklahoma State linebackers James Ham and Ricky Adams were not a factor, as has been the case much of the season. The big surprise was the ability of Florida State's offensive line to hold out the Cowboy pass rush. Ferguson was sacked only twice and rarely was flushed from the pocket.

Campbell thought during the game about moving Moore to cornerback and said he probably should have. But there wasn't much else OSU could do but play better football. It didn't help that strong safety Mike Hudson played most of the game with what was later diagnosed as a fractured wrist.

This was only the second time in three years that

Oklahoma State's defense cost the Cowboys the game. The other was a 34-24 loss to Nebraska this season.

"We'd get back in it (OSU scored 17 points in the third quarter to pull within 27-17), but then they'd drive right back for a touchdown," OSU coach Pat Jones said. "That surprised me. Normally we rise to the occasion. They moved the ball better on us than I thought they would."

"The kid (Ferguson) never did make a poor throw. We've played good against passing teams the last couple of years, but when a quarterback gets hot like that he's got to give you some help. He never did throw a bad pass. That's amazing for a freshman."

Smith's 201 yards were easily the most gained on Oklahoma State this season. He took advantage of Adams and Ham helping out in pass coverage.

"Their linebackers were taking such deep drops, a five-yard gain was automatic," Smith said.

OSU rolled up 405 yards in offense, but tailback Thurman Thomas managed just 97 yards on 26 carries for a 3.7 average. He did scoot 29 yards for a touchdown with a Ronnie Williams screen pass late in the third quarter and came back 1½ minutes later to throw a tailback-option pass to Williams for a 12-yard TD. Thomas now has thrown five passes in his college career and four have gone for touchdowns.

Thomas tried sweeps, traps and dives—the whole package. His longest gain went for 24 yards. Last year he gained 155 yards in the Gator Bowl win over South Carolina.

"Florida State is a much better team than South Carolina," Jones said. "They get to the ball quicker."

There was a silver lining in the play of Williams (21 of 43 for 251 yards and two touchdowns) and freshman receiver Hart Lee Dykes (eight catches for 104 yards and a TD), who had a coming-out party. But it was a bitter ending for 16 seniors who led OSU to three consecutive bowl games for the first time in school history. Oklahoma State lost its last three games of 1985 to finish 8-4.

This OSU team never reached its potential. Or perhaps it did. The secondary was vulnerable, the linebackers and offensive line were overrated and the kicking game barely passed as Division I-A caliber.

"I don't think it was senioritis," Jones said. "But there wasn't enough competitive depth within the team. Not enough players had to fight for positions."

"And when we're 8-1 and then lose to Iowa State, with a senior-dominated team they're not going to get as excited."

An obvious conclusion to draw is it being yet another case of a Big Eight Conference team failing to be prepared against a sophisticated passing attack.

Not true, Campbell insisted.

"Florida State didn't do anything we hadn't seen, at least on film," he said. "They just did it better."

"I think that we were outcoached and outplayed. For some reason our guys were flat. They had us on our heels. When we got behind (13-0 at halftime) we couldn't get into the flow of the game."

One has to wonder if getting into Florida State's space-age flow could have been possible. When the Big Eight made the arrangement with the Orange, Fiesta and Gator bowls, one league coach who asked not to be identified said the team that drew the Gator Bowl would face the toughest opponent, tougher than Michigan and Penn State in that order. He may be right.

*Reprinted from The Daily Oklahoman, Wednesday, January 1, 1986*



## FSU BOWL RECORDS



### Individual Records

#### Total Offense

- Most Plays**—61, Kim Hammond vs. Penn State, 1967 Gator Bowl.  
**Most Yards Gained**—353, Kim Hammond vs. Penn State, 1967 Gator Bowl.  
**Most Touchdowns Responsible for**—5, Steve Tensi vs. Oklahoma, 1965 Gator Bowl.

#### Rushing

- Most Rushes**—27, Phil Spooner vs. Oklahoma, 1965 Gator Bowl.  
**Most Yards Gained**—201, Tony Smith vs. Oklahoma State, 1985 Gator Bowl.  
**Most TDs Rushing**—2, Greg Allen vs. West Virginia, 1982 Gator Bowl.  
**Longest Rush**—65, Dennis McKinnon vs. West Virginia, 1982 Gator Bowl.  
**Highest Average Per Rush**—8.4, (24-202), Tony Smith vs. Oklahoma State, 1985 Gator Bowl.

#### Passing

- Most Passes Attempted**—53, Kim Hammond vs. Penn State, 1967 Gator Bowl.  
**Most Passes Completed**—37, Kim Hammond vs. Penn State, 1967 Gator Bowl.  
**Most Passes Had Intercepted**—4, Kim Hammond vs. Penn State, 1967 Gator Bowl and Steve Tensi vs. Oklahoma, 1965 Gator Bowl.  
**Most Yards Gained**—362, Kim Hammond vs. Penn State, 1967 Gator Bowl.  
**Most Touchdown Passes**—5, Steve Tensi vs. Oklahoma, 1965 Gator Bowl.  
**Longest Pass**—46, Kent Gaydos from Gary Huff vs. Arizona State, 1971 Fiesta Bowl.

#### Receiving

- Most Passes Caught**—14, Ron Sellers vs. Penn State, 1967 Gator Bowl.  
**Most Yards Gained**—192, Fred Biletnikoff vs. Oklahoma, 1965 Gator Bowl.  
**Most TD Passes Caught**—4, Fred Biletnikoff vs. Oklahoma, 1965 Gator Bowl.

#### Punting

- Most Punts**—9, Rohn Stark vs. Oklahoma, 1980 Orange Bowl and Bill Cheshire vs. LSU, 1968 Peach Bowl.  
**Highest Average**—47.5 Louis Berry vs. Oklahoma State, 1985 Gator Bowl.  
**Most Yards on Punts**—380, Rohn Stark vs. Oklahoma, 1980 Orange Bowl.

- Longest Punt**—70, Rohn Stark vs. Oklahoma, 1980 Orange Bowl.

#### Punt Returns

- Most Punt Returns**—5, Jessie Hester vs. North Carolina, 1983 Peach Bowl.  
**Most Yards on Punt Returns**—73, Billy Graham vs. Texas Western, 1955 Sun Bowl.  
**Longest Punt Return**—35, Lenny Chavers vs. Georgia, 1984 Citrus Bowl.

#### Kickoff Returns

- Most Kickoff Returns**—5, Barry Smith vs. Arizona State, 1971 Fiesta Bowl.  
**Most Yards on Kickoff Returns**—143, Barry Smith vs. Arizona State, 1971 Fiesta Bowl.  
**Most TDs on Kickoff Returns**—1, Billy Allen vs. West Virginia, 1982 Gator Bowl and Larry Key vs. Texas Tech, 1977 Tangerine Bowl.  
**Longest Kickoff Return**—95, Billy Allen vs. West Virginia, 1982 Gator Bowl.

#### Interceptions

- Most Passes Intercepted**—2, Brian McCrary vs. West Virginia, 1982 Gator Bowl.  
**Most Yards on Interceptions**—69, Howard Ehler vs. Oklahoma, 1965 Gator Bowl.  
**Longest Interception Return**—69, Howard Ehler vs. Oklahoma, 1965 Gator Bowl.

#### Scoring

- Most Points**—24, Fred Biletnikoff vs. Oklahoma, 1965 Gator Bowl.  
**Most Touchdowns**—4, Fred Biletnikoff vs. Oklahoma, 1965 Gator Bowl.  
**Most PAT Attempted**—4, Derek Schmidt vs. Oklahoma State, 1985 Gator Bowl; Philip Hall vs. North Carolina, 1983 Peach Bowl and vs. West Virginia, 1982 Gator Bowl; and Dave Cappelen vs. Texas Tech, 1977 Tangerine Bowl.  
**Most PAT Made**—4, Derek Schmidt vs. Oklahoma State, 1985 Gator Bowl; Philip Hall vs. North Carolina, 1983 Peach Bowl and vs. West Virginia, 1982 Gator Bowl.  
**Most Points Kicking**—12, Frank Fontes vs. Arizona State, 1971 Fiesta Bowl.

#### Field Goals

- Most Field Goals Attempted**—4, Bill Capece vs. Oklahoma, 1981 Orange Bowl.  
**Most Field Goals Made**—3, Frank Fontes vs. Arizona State, 1971 Fiesta Bowl.  
**Longest Field Goal Made**—42, Frank Fontes vs. Arizona State, 1971 Fiesta Bowl.

## Team Records Single Game Offense

### Total Offense

- Most Yards Gained**—569 vs. Oklahoma State, 1985 Gator Bowl  
**Most Yards Gained, Both Teams**—938 vs. Oklahoma State, 1985 Gator Bowl.

### Rushing

- Most Yards Gained**—364 vs. North Carolina, 1983 Peach Bowl.  
**Most Yards Gained, Both Teams**—562 vs. North Carolina, 1983 Peach Bowl.  
**Most Touchdowns**—2 vs. North Carolina, 1983 Peach Bowl and vs. West Virginia, 1982 Gator Bowl.

### Passing

- Most Passes Attempted**—55 vs. Penn State, 1967 Gator Bowl.  
**Most Passes Completed**—38 vs. Penn State, 1967 Gator Bowl.  
**Most Passes Intercepted**—4 vs. Penn State, 1967 Gator Bowl and vs. Oklahoma, 1965 Gator Bowl.  
**Most Yards Gained**—455 vs. Texas Tech, 1977 Tangerine Bowl.  
**Most Yards Gained, Both Teams**—734 vs. Texas Tech, 1977 Tangerine Bowl.  
**Touchdown Passes**—5 vs. Oklahoma, 1965 Gator Bowl.

### Punting

- Most Punts**—9 vs. Oklahoma, 1980 Orange Bowl and vs. LSU, 1968 Peach Bowl and vs. Wyoming, 1966 Sun Bowl.  
**Most Punts, Both Teams**—17 vs. Wyoming, 1966 Sun Bowl.  
**Highest Average**—47.5 vs. Oklahoma State, 1985 Gator Bowl.

### Punt Returns

- Most Punt Returns**—5 vs. North Carolina, 1983 Peach Bowl and vs. Penn State, 1967 Gator Bowl.  
**Most Yards Gained**—62 vs. Georgia, 1984 Citrus Bowl.

### Kickoff Returns

- Most Kickoff Returns**—8 vs. Arizona State, 1971 Fiesta Bowl and vs. Texas Western, 1955 Sun Bowl.  
**Most Yards Gained**—184 vs. Arizona State, 1971 Fiesta Bowl.

### Scoring

- Most Points**—40 vs. Texas Tech, 1977 Tangerine Bowl.  
**Most Points, Both Teams**—83 vs. Arizona State, 1971 Fiesta Bowl.

- Greatest Margin of Victory**—25 vs. North Carolina, 1983 Peach Bowl.  
**Greatest Margin of Defeat**—27 vs. Texas Western, 1955 Sun Bowl.  
**Most Touchdowns**—5 vs. Texas Tech, 1977 Tangerine Bowl and vs. Oklahoma, 1965 Gator Bowl.  
**Most PAT Made**—4 vs. Oklahoma State, 1985 Gator Bowl, vs. North Carolina, 1983 Peach Bowl, and vs. West Virginia, 1982 Gator Bowl.  
**Most Field Goals Made**—3 vs. Arizona State, 1971 Fiesta Bowl.

### First Downs

- Most First Downs**—31 vs. Oklahoma State, 1985 Gator Bowl.  
**Most First Downs, Both Teams**—54 vs. Oklahoma State, 1985 Gator Bowl.  
**Most Rushing First Downs**—21 vs. Oklahoma, 1980 Orange Bowl.  
**Most Passing First Downs**—19 vs. Oklahoma State, 1985 Gator Bowl.

### Fumbles

- Most Fumbles Lost**—2 vs. Oklahoma State, 1985 Gator Bowl, vs. Texas Tech, 1977 Tangerine Bowl, vs. Wyoming, 1966 Sun Bowl, vs. Oklahoma, 1965 Gator Bowl, vs. Oklahoma State, 1958 Bluegrass Bowl, vs. Texas Western, 1955 Sun Bowl.  
**Most Fumbles Lost, Both Teams**—5 vs. Oklahoma, 1981 Orange Bowl.

## Single Game Defense

### First Downs

- Fewest First Downs Allowed**—6, Wofford, 1950 Cigar Bowl.

### Total Defense

- Fewest Yards**—139, Wofford, 1950 Cigar Bowl.  
**Most Yards**—450, Arizona State, 1971 Fiesta Bowl.

### Rushing Defense

- Fewest Yards Rushing**—32, North Carolina, 1983 Peach Bowl.  
**Most Yards Rushing**—411, Oklahoma, 1980 Orange Bowl.

### Pass Defense

- Fewest Passes Attempted**—4, Oklahoma, 1980 Orange Bowl.  
**Fewest Passes Completed**—2, Oklahoma, 1980 Orange Bowl.  
**Fewest Yards Passing**—36, Oklahoma, 1980 Orange Bowl.  
**Most Yards Passing**—279, Texas Tech, 1977 Tangerine Bowl.  
**Most Passes Intercepted**—3, Penn State, 1967 Gator Bowl.



# FLORIDA STATE OPPONENTS WEEK-BY-WEEK

	Aug. 30	Sept. 6	Sept. 13	Sept. 20	Sept. 27	Oct. 4	Oct. 11	Oct. 18	Oct. 25	Nov. 1	Nov. 8	Nov. 15	Nov. 22	Nov. 29	Dec. 6
<b>Toledo</b>	@ Florida State	@ Kent State	Wichita State	Open	@ Ball State	Eastern Michigan	@ Miami (Ohio)	Northern Illinois	@ Ohio University	Western Michigan	@ Central Michigan	Bowling Green	Open	Open	Open
<b>Nebraska</b>	Open	Florida State	Open	@ Illinois	Oregon	@ South Carolina	Oklahoma State	Missouri	@ Colorado	Kansas State	@ Iowa State	@ Kansas	Oklahoma	Open	Open
<b>North Carolina</b>	Open	The Citadel	@ Kansas	@ Florida State	Open	Georgia Tech	@ Wake Forest	N.C. State	@ LSU	Maryland	@ Clemson	Virginia	@ Duke	Open	Open
<b>Michigan</b>	Open	Open	@ Notre Dame	Oregon State	Florida State	@ Wisconsin	Michigan State	Iowa	@ Indiana	Illinois	@ Purdue	Minnesota	@ Ohio State	Open	@ Hawaii
<b>Tulane</b>	Open	Texas Christian	Open	@ Vanderbilt	@ Ole Miss	Wichita State	@ Florida State	Mississippi State	Southern Miss	SW Louisiana	Louisville	Memphis State	Open	@ LSU	Open
<b>Wichita State</b>	Open	San Francisco State	@ Toledo	Morehead State	@ Iowa State	@ Tulane	Central Florida	@ Florida State	Cincinnati	@ Tulsa	Illinois State	@ Arizona State	Open	Open	Open
<b>Louisville</b>	Open	@ Illinois	@ Indiana	Western Kentucky	Memphis State	@ Cincinnati	Open	@ Boston College	Florida State	Rutgers	@ Tulane	West Virginia	@ Southern Miss	Open	Open
<b>Miami</b>	@ South Carolina	@ Florida	Texas Tech	Open	Oklahoma	Northern Illinois	@ West Virginia	@ Cincinnati	Open	Florida State	@ Pitt	Tulsa	Open	East Carolina	Open
<b>South Carolina</b>	Miami	Open	Western Carolina	Open	Georgia	Nebraska	@ Virginia Tech	@ Virginia	East Carolina	@ N.C. State	Florida State	Wake Forest	@ Clemson	Open	Open
<b>Southern Miss</b>	Open	Northeast Louisiana	@ Alabama	Mississippi State in Jackson	@ Texas A&M	@ Kentucky	Open	Memphis State	@ Tulane	@ East Carolina	SW Louisiana	@ Florida State	Louisville	Open	Open
<b>Florida</b>	Georgia Southern	Miami	Open	Alabama	@ Mississippi State	LSU	Kent State	@ Rutgers	Open	Auburn	Georgia in Jacksonville	@ Kentucky	Open	@ Florida State	Open



## WE ASKED BOBBY BOWDEN FOR ONE GOOD REASON WHY HARDEE'S SHOULD SPONSOR FSU ATHLETICS. HE GAVE US 42.

**I**n 1985 alone, 42 students on athletic scholarships graduated from FSU. Their fields of study were as varied as their names and faces, but each shared a common goal: A college education . . . and those athletic scholarships were helping them get it.

Moreover, for many athletes from disadvantaged families, an athletic scholarship wasn't just the best way to an education, it was the *only* way. Hardee's corporate sponsorship of

FSU Athletics is our way of helping these young men and women achieve their goals in *life* as well as on the field of play. We know that the excitement of a touchdown pass is fleeting, but the benefits of a college education go on and on.

They'll win a lot of their games, lose some . . . but in the end *every* graduating athlete will come out a winner. And at Hardee's, we think that's pretty special.

Proud to Be the Seminoles' Largest Corporate Sponsor

# Hardee's

A Little Closer to Home™