




1986 REVIEW





A *7-4-1*
record . . .
a fifth
consecutive trip
to a bowl—
all told, a
young band of
Seminoles fared
well in '86.

FSU GOES BOWLING FOR FIFTH STRAIGHT SEASON

1986 was a demanding year. Despite playing three top-five ranked teams, the Seminoles came out on top more times than not, and defeated the Indiana Hoosiers in the All-American Bowl.

Florida State 24, Toledo 0

TALLAHASSEE, FL (Aug. 30)—While the Florida State defense held Toledo scoreless, the Seminole offense overcame six turnovers before emerging a 24-0 winner in its earliest football game in history.

Two fumbles and an interception on the first three FSU offensive series put a damper over the opening-night crowd of 53,891 at Doak Campbell Stadium. Toledo muffed an early chance to capitalize on one of the Seminole miscues when it fumbled a field goal snap on the Seminole 13-yard line.

It wasn't until the 5:31 mark of the initial quarter before the Tribe got untracked. Four complete passes by quarterback Chip Ferguson and some nifty running by tailback Keith Ross set up a 24-yard Derek Schmidt field goal.

An early second-quarter Toledo fumble gave FSU the ball at its own 49-yard line. On the second play from scrimmage, fullback Dayne Williams burst up the middle from the 34 to score his first collegiate touchdown. Following a missed field goal by the Rockets, Ferguson directed the Seminoles on a 71-yard, 15-play drive that culminated in a 7-yard run by backup fullback David Palmer. The Seminoles had a 17-0 halftime lead.

FSU continued to be plagued by turnovers as a fumble and interception ended its first two offensive series of the second half. It wasn't until the fourth period that the Seminoles could score again, thanks to a 68-yard drive engineered by reserve quarterback Peter Tom Willis. He rifled a pass to Herb Gainer from the 12-yard line for the final score of the day.

The FSU defense limited the Rockets to just 197 yards of total offense while the Tribe offense was piling up 529. It was the 10th straight opening game win for the Seminoles and the defense earned its first shutout in 16 games.

TOLEDO	0	0	0	0	0
FSU	3	14	0	7	24

First Quarter
FSU—FG, Schmidt 24, 0:24

Second Quarter
FSU—D. Williams 36 run (Schmidt kick) 12:36
FSU—Palmer 7 run (Schmidt kick) 4:01

Third Quarter
None

Fourth Quarter
FSU—Gainer 12 pass from Willis (Schmidt kick) 8:33



Chip Ferguson (top) threw for 176 yards in the opener vs. Toledo while Peter Tom Willis (middle) got his first collegiate action. Terry Warren (bottom) made it a rough day for Rocket QB Bill Bergan.

Team Statistics	FSU	TOL
First Downs	28	13
Rushes - Yards	43-248	29-42
Passing	281	157
Return Yards	143	95
Comp - Att - Int	26-41-3	19-36-0
Sacks - Yards Lost	0-0	2-14
Punts - Avg	1-49	8-35
Fumbles - Lost	5-3	4-3
Penalties - Yards	5-55	5-40
Time of Possession	33:29	26:31

Individual Statistics

RUSHING—TOL: Farmer 15-48, Perry 5-21, Rohrs 5-3, Bergan 1-(-5), Sager 1-(-9), Whitlow 1(-7); FSU: Floyd 9-58, T. Holloman 3-6, D. Holloman 2-29, Smith 12-69, Ferguson 2-2, D. Williams 4-46, Ross 6-35, Palmer 4-14, R. White 1-(-11).

PASSING—TOL: Sager 9-16-0-83, Bergan 10-20-0-74; FSU: Ferguson 17-29-2-176, Willis 8-11-0-96, McManus 1-1-0-9, Berry 0-1-1-0.

RECEIVING—TOL: Hutchinson 2-14, Perry 3-34, Rohrs 1-2, Burns 6-40, Wasczanski 4-33, Farmer 2-23, Boudreau 1-12; FSU: Palmer 1-4, D. Holloman 4-81, P. Carter 4-32, Ross 2-3, Gainer 5-60, T. Holloman 4-61, Floyd 3-13, Lewis 1-2, P. White 1-16, S. DiMare 1-9.

MISSED FIELD GOALS—TOL: Nichols 47; FSU: Schmidt 45.

Nebraska 34, Florida State 17

LINCOLN, NE (Sept. 6)—Quarterback Steve Taylor fired two touchdown passes and rushed for two other scores as the University of Nebraska scored 24 second-half points to record a 34-17 win over upset-minded Florida State.

Taylor proved to be a one-man wrecking crew as he compiled 269 yards of total offense. While a national ABC audience was looking on, he rushed 29 times for 139 yards and passed for 130 more.

Florida State led 14-10 at the half, however, and Nebraska didn't go ahead for good until just 49 seconds were left in the third quarter.

FSU jumped on top 7-0 in the first quarter, taking the opening kickoff and marching 74 yards on six plays. Chip Ferguson capped the drive with a 30-yard touchdown pass to tailback Victor Floyd.

Taylor's 20-yard touchdown run with 9:11 remaining in the second period tied the game up. That score followed a 34-yard run by the sophomore quarterback that had moved the ball from Nebraska's 46 to the Seminoles' 20.

A 33-yard field goal by Nebraska's Dale Klein gave the Cornhuskers a brief 10-7 lead with 51 seconds

remaining in the half. But on the next play, Seminole freshman tailback Sammie Smith took a pitchout, faked a reverse and rambled 57 yards into the endzone for a touchdown.

The second half belonged to the Huskers. Nebraska's tough defense, led by middle guard Danny Noonan, held FSU to a minus two yards in total offense. Nebraska, on the other hand, gained 150 yards of offense.

Actually, the Seminoles scored first. A Derek Schmidt field goal of 46 yards stretched the FSU lead to 17-10 at the 10:12 mark. But from there, it was all Husker red in the endzone to the delight of most of the 75,865 gathered in Memorial Stadium.

Taylor scored on a 6-yard run following a 10-play, 63-yard drive; the big play came on a fourth down and four, where Taylor got 12 yards on a quarterback keeper.

Then, with 45 seconds left in the quarter, Taylor passed 12 yards to Todd Milliken to give Nebraska the go ahead TD at 24-17.

The Huskers tacked on 10 fourth-quarter insurance points. First, Von Sheppard gathered in a 46-yard Taylor pass to make it 31-17 and then Klein got three more with 1:23 to go when he completed a 10-play, 48-yard drive with a 38-yard field goal.

The Nebraska defense limited FSU's Ferguson to just 97 yards passing and it sacked the sophomore seven times. Noonan was responsible for four.

For Florida State, Smith had the big game, gaining 72 yards on just nine carries.

The Nebraska team had come into the game fired up. Earlier in the week, the NCAA suspended 70 players for the game for illegal use of complimentary tickets. The Thursday prior to the game, Nebraska's appeal of the penalty was upheld.

FSU	7	7	3	0	17
NEBRASKA	0	10	14	10	34

First Quarter

FSU—Floyd 30 pass from Ferguson (Schmidt kick) 12:11

Second Quarter

NEB—Taylor 20 run (Klein kick) 9:11

NEB—FG, Klein 33, 0:51

FSU—Smith 57 run (Schmidt kick) 0:33

Third Quarter

FSU—FG, Schmidt 46, 10:12

NEB—Taylor 6 run (Klein kick) 0:45

Fourth Quarter

NEB—Sheppard 46 pass from Taylor (Klein kick) 10:09

NEB—FG, Klein 38, 1:23

Team Statistics

	NEB	FSU
First Downs	24	8
Rushes - Yards	63-297	31-76
Passing	130	97
Return Yards	26	3
Comp - Att - Int	10-16-0	9-17-0
Sacks - Yards Lost	0-0	7-44
Punts - Avg	3-34.3	9-34.8
Fumbles - Lost	1-1	1-0
Penalties - Yards	10-101	7-66
Time of Possession	37:18	22:42

Individual Statistics

RUSHING—**NEB**: Taylor 22-139, Kaslin 5-32, K. Jones 17-58, Sheppard 2-14, Halbel 6-20, Kelly 9-35, Brinson 1-2, Blakeman 1-1; **FSU**: Ferguson 8-39, T. Holoman 2-2, S. Smith 9-72, D. Williams 5-2, Floyd 5-44, Ross 3-1

PASSING—**NEB**: Taylor 16-10-0-100; **FSU**: Ferguson 17-9-0-97

RECEIVING—**NEB**: Gamble 1-13, Sheppard 2-54, Brinson 2-11, Millen 1-12, Kelley 1-6, Schmitzler 1-13, Griffin 2-21; **FSU**: D. Holoman 1-13, Floyd 1-30, Gainer 2-23, D. Williams 1-11, Ross 1-2, P. Carter 2-13, P. White 1-9

MISSED FIELD GOALS—**NEB**: Klein 49



Dayne Williams (left) and Sammie Smith (top) scored their first collegiate TDs. Williams' came against Toledo while Smith scored on a 57-yard fake reverse against Nebraska. Paul McGowan (bottom) made 18 tackles vs. Nebraska.

Florida State 10, North Carolina 10

TALLAHASSEE, FL (Sept. 20)—Derek Schmidt's 37-yard field goal attempt with 11 seconds left hooked just left of the upright as underdog North Carolina escaped Doak Campbell Stadium with a 10-10 tie with Florida State. A national television audience watched as the game went down to the wire.

FSU, which trailed for much of the game, was given a chance to win when North Carolina reserve quarterback Mark Maye fumbled while being sacked. Gerald Nichols recovered the ball on the UNC 27 with 1:09 remaining in the game.

A Victor Floyd run carried the ball to the 21 and a subsequent Floyd run was snuffed for no gain. FSU let the clock run down to eight seconds before calling time out. Schmidt entered the game, but the attempt was ruled wide by the officials and North Carolina fell on the ball to end the game.

It was an extremely emotional week for the Seminoles. Just eight days prior to the game, on an off weekend, offensive lineman Pablo Lopez died tragically in a campus altercation. Visibly shaken, Pablo's teammates attended a Monday memorial service before trying to pull themselves together for the game. Lopez, a two-year starter, was one of the most popular players on the Seminole team.

North Carolina scored the only points of the first half. The Tar Heels put together a 55-yard, 6-play drive that ended when quarterback Jonathan Hall found Eric Streater in the endzone and threaded a 14-yard pass through the FSU defense for the TD.

Schmidt missed field goal attempts of 45 and 44 yards, thwarting FSU's only scoring opportunities of the half.

FSU still trailed 7-0 midway through the third quarter when Felton Hayes blocked a UNC punt through the endzone for a safety to give the Seminoles their first points of the night. On the next series, backup quarterback Peter Tom Willis connected on a 28-yard touchdown pass to freshman Ronald Lewis and the two-point conversion pass from Willis to Herb Gainer was good—giving the Tribe a 10-7 lead.

A 22-yard North Carolina field goal early in the fourth quarter tied the score; with neither team mounting a threat until Maye's fumble at the end of the game.

Sammie Smith led the Seminoles in rushing with 64 yards but an ineffective passing game and three turnovers stopped several drives. Additionally, starting quarterback Chip Ferguson and backup Willis were sacked five times for a minus 50 yards.

Hayes, the FSU sophomore outside linebacker, was named *UPI's* Defensive Player of the Week for his performance against the Heels. His 10 tackles, including a quarterback sack, and his blocked punt keyed the Seminole defensive effort.

	NORTH CAROLINA	7	0	0	3	10
FSU	0	0	10	0	0	10

First Quarter

UNC—Streater 14 pass from Hall (Giamris kick) 1:43

Second Quarter

No Scoring

Third Quarter

FSU—Safety on punt block out of endzone 9:17

FSU—Lewis 28 pass from Willis (Gainer pass from Willis) 2:32

Fourth Quarter

UNC—FG, Giamris 22, 12:14



North Carolina QB Mark Maye (top) found himself pressured by the FSU defense all day—so did punter Ken Miller as Felton Hayes (bottom) blocked one of his kicks for a safety.

Team Statistics	FSU	UNC
First Downs	12	13
Rushes - Yards	34-77	53-122
Passing	195	95
Return Yards	69	14
Comp - Att - Int	14-25-1	7-18-2
Sacks - Yards Lost	2-21	5-50
Punts - Avg	8-48.9	8-40.3
Fumbles - Lost	5-2	4-1
Penalties - Yards	4-25	1-5
Time of Possession	27:04	32:56

Individual Statistics

RUSHING—UNC: Ferner 22-91, Humes 7-12, Lopp 11-44, Thompson 5-6, Maye 4-42, Hall 3-0, D. Smith 1-11. **FSU:** Smith 14-64, T. Holloman 7-43, Ferguson 4-(-36), Floyd 4-12, Palmer 1-1, Fells 2-13, Willis 2-(-20)

PASSING—UNC: Hall 13-5-2-76, Maye 5-2-0-19. **FSU:** Ferguson 13-6-0-66, Willis 12-8-1-109

RECEIVING—UNC: Lopp 1-11, Thompson 2-39, Streater 2-23, Ferner 1-7, Lewis 1-15. **FSU:** T. Holloman 3-24, Bryant 3-51, Ross 1-2, Floyd 1-23, Lewis 1-28

MISSED FIELD GOALS—FSU: Schmidt 45, 44

Michigan 20, Florida State 18

ANN ARBOR, MI (Sept. 27)—Quarterback Jim Harbaugh directed two touchdown drives as the University of Michigan won a 20-18 game over Florida State before 105,000 fans at Michigan Stadium.

Michigan drew first blood in the game. On Florida State's first possession, Sammie Smith failed to handle a Chip Ferguson pitch and Michigan recovered on the Florida State 13. Three plays later, Gerald White took a Harbaugh pitch and scored from the 2 to make it 7-0.

A long FSU drive late in the period was stalled at the Michigan 13, but Derek Schmidt hit a 30-yard field goal to cut the margin to 7-3. Pat Moons came back with a 26-yard field goal in the second quarter to make it 10-3 Michigan.

But Ferguson then put together FSU's most impressive drive of the night. Several long runs by Smith and Victor Floyd tore off huge chunks of yards before Ferguson found Tanner Holloman in the endzone for a 4-yard touchdown pass. The drive consumed 70 yards and 10 plays, and the score stood 10-10 as the half ended.

Several FSU drives in the second half were hurt with penalties, while Michigan used a 32-yard field goal by Moons to make it 13-10 after three periods. Michigan took control of the ball with 8:25 remaining in the game and drove 90 yards for the winning score. Thomas Wilcher covered the last 7 yards for the score to make it 20-10 with 1:27 remaining.

It appeared that the game was over at that point, but reserve quarterback Danny McManus gave the Michigan team a scare.

Starting at his own 33-yard line, McManus marched the Seminoles up the field. He found Herb Gainer open six plays later for a 20-yard touchdown pass. A two-point conversion pass from McManus to tight end Pat Carter was good and the Tribe was within two points at 20-18.

However, FSU's subsequent onside kick failed and Michigan ran the clock out.

The Seminole defense was able to hold Harbaugh in check for most of the game. The nation's leader in



quarterback efficiency in 1985, Harbaugh completed just 9 of 16 passes for 122 yards. The Wolverines' main weapon became tailback Jamie Morris, who rushed 19 times for 99 yards.

Ferguson suffered his third straight sub-100-yard passing game as he was able to complete just 6 of 19 tosses for 73 yards. Smith rushed 13 times for 75 yards for FSU while Gainer caught four passes for 80 yards.

The loss dropped the Seminoles to 1-2-1 on the season while Michigan remained undefeated at 2-0.

FSU	3	7	0	8	18
MICHIGAN	7	3	3	7	20

First Quarter

MICH—G. White 2 run (Moons kick) 9:32

FSU—FG, Schmidt 31, 5:44

Second Quarter

MICH—FG, Moons 26, 8:45

FSU—T. Holloman 4 pass from Ferguson (Schmidt kick) 4:08

Third Quarter

MICH—FG, Moons 32, 1:18

Fourth Quarter

MICH—Wilcher 7 run (Moons kick) 1:27

FSU—Gainer 20 pass from McManus (Gainer pass from McManus) 0:16

Team Statistics	FSU	MICH
First Downs	17	18
Rushes - Yards	35-145	56-210
Passing	140	122
Return Yards	113	58
Comp - Att - Int	10-25-3	9-16-0
Sacks - Yards Lost	2-9	1-6
Punts - Avg	3-41.0	2-40.5
Fumbles - Lost	1-1	1-1
Penalties - Yards	9-64	9-68
Time of Possession	36:52	24:08

Individual Statistics

RUSHING—FSU: Ferguson 3-6, Floyd 14-58, T. Holloman 5-6, Smith 13-75; MICH: Harbaugh 7(-3), G. White 10-57, Morris 19-99, Wilcher 9-53, Perryman 11-24

PASSING—MICH: Harbaugh 16-9-0-122; FSU: Ferguson 19-6-3-73, McManus 6-4-0-67

RECEIVING—MICH: McMurry 1-11, G. White 1-26, Morris 2(-)-2, Higgins 2-36, Perryman 1-10, Kolesar 1-32, J. Brown 1-9; FSU: Gainer 4-80, Lewis 1-6, D. Holloman 1-16, Floyd 3-34, T. Holloman 1-4

MISSED FIELD GOALS—FSU: Schmidt 49; MICH: Moons 35, 52

Florida State 54, Tulane 21


TALLAHASSEE, FL (Oct. 11)—Making his first start in a year, Danny McManus threw for 171 yards as Florida State ripped Tulane, 54-21, at Doak Campbell Stadium.

McManus, who last started on October 12, 1985 against Auburn, earned the starting job the previous week at Michigan. He got the Seminoles on top 7-0 in the Tulane game when he scored on a 1-yard sneak with 5:03 left in the second quarter. Outside linebacker Felton Hayes made it 14-0 moments later after intercepting a Terrence Jones pass and returning it 20 yards for a score.

Jones hit wide receiver Mark Zeno on a 20-yard



Felton Hayes (top left) was named UPI Player of the Week for his work against North Carolina. The FSU-Michigan game turned out to be a war in the trenches (top). Danny McManus (middle and bottom) handled clipboard duties for most of FSU's first four games until he rallied the Seminoles to within two of Michigan.



Big plays marked the Seminoles' game with Tulane. John Parks (top) blocked a punt for a safety, then Keith Ross (middle) returned the free kick for a touchdown. Although he scored two touchdowns, FSU was able to keep Tulane's outstanding quarterback Terrence Jones (bottom) from dominating the game.

touchdown pass right before the half to close the gap to 14-7.

But a McManus-inspired offense took control of the game in the third quarter, scoring on each offensive possession. Running backs Victor Floyd and Tanner Holloman each capped off long scoring drives with short touchdown runs as FSU led 28-14 after three.

Following a 36-yard Derek Schmidt field goal that opened the fourth period, Sammie Smith scored on a 32-yard run and the rout was on. John Parks blocked a Tulane kick through the endzone for a safety and Keith Ross then returned the ensuing free kick 77 yards for another touchdown and Florida State led 47-14.

Tulane added a late score on a 1-yard run by Jones, but FSU's second and third units marched down the field for another score—this one coming on freshman Dexter Carter's 19-yard run.

Florida State gained 329 yards of total offense in the game and committed just one turnover. Floyd had a big day offensively, rushing for 93 yards and catching three passes for 33 more.

Tulane's Jones showed why he was a nationally ranked passer, completing 17 of 36 passes for 259 yards. Three sacks by the FSU defense as well as the Hayes' interception kept Jones from being more productive.

Florida State stopped a two-game losing streak and improved its record to 2-2-1 as a crowd of 53,701 looked on.

TULANE	0	6	8	7	21
FSU	0	14	14	26	54

First Quarter
None

Second Quarter

FSU—McManus 1 run (Schmidt kick) 5:03

FSU—F. Hayes 20 interception return (Schmidt kick) 4:48

TUL—Zeno 20 pass from Jones (Kicked failed) 1:28

Third Quarter

FSU—Floyd 3 run (Schmidt kick) 11:37

FSU—T. Holloman 2 run (Schmidt kick) 6:36

TUL—Jones 3 run (Jones run) 3:40

Fourth Quarter

FSU—FG, Schmidt 36, 14:19

FSU—Smith 32 run (Schmidt kick) 11:26

FSU—Punt blocked by Parks for safety 10:34

FSU—Ross 70 free kick return (Schmidt kick) 10:23

TUL—Jones 1 run (Gulf kick) 5:27

FSU—D. Carter 19 run (Schmidt kick) 1:07

Team Statistics	FSU	TUL
First Downs	23	19
Rushes - Yards	50-125	25-46
Passing	204	259
Return Yards	34	-7
Comp - Att - Int	18-29-1	17-36-1
Sacks - Yards Lost	1-15	3-29
Punts - Avg	4-40.5	7-33.7
Fumbles - Lost	3-0	3-0
Penalties - Yards	4-35	5-29
Time of Possession	33:33	26:27

Individual Statistics

RUSHING—TUL: Allen 3-15, Hunter 4-11, Pierce 1-2, Jones 17-18. FSU: Floyd 16-93, T. Holloman 5-24, S. Smith 13-60, D. Holloman 1-2, McManus 3-(-4), Mema 3-2, Palmer 1-5, Ross 5-32, D. Carter 2-16, Willis 1-(-15)

PASSING—TUL: Jones 36-17-1-259. FSU: McManus 25-16-1-171, Willis 3-2-0-0, Ferguson 1-0-0-0

RECEIVING—TUL: Zeno 4-83, Hunter 3-25, Pierce 5-41, Route 2-26, Ballestrasse 1-17, Allen 2-67. FSU: G. White 2-19, Floyd 3-33, D. Holloman 3-15, Lewis 2-32, O'Malley 2-29, Gainer 3-36, P. Carter 1-7, S. DiMare 1-11, P. White 1-22

MISSED FIELD GOALS—TUL: Gulf 36

Florida State 59, Wichita State 3

TALLAHASSEE, FL (Oct. 18)—Danny McManus threw for 201 yards and three touchdowns in just a half of action and the Florida State defense shut down Wichita State's heralded running attack as the Seminoles won 59-3 before 56,222 at Doak Campbell Stadium.

McManus started the blitz early, hitting freshman Ronald Lewis for a 40-yard TD pass when the game was but two minutes old. A 13-yard run by Victor Floyd upped the lead to 14-0 on the Seminoles' next possession.

The Tribe put the game away in the second quarter, scoring four times to send the lead to 38-0. David Palmer got the ball rolling on a 1-yard touchdown run. Derek Schmidt followed on the next series with a 41-yard field goal that made it 24-0. Then it was Herb Gainer's turn as he latched on to a 19-yard pass from McManus. Less than a minute after that score, WSU quarterback David Kruse was intercepted by linebacker John Eaford. It took McManus one toss—a 22-yarder to redshirt freshman Scott DiMare—to complete the Seminole scoring in the half.

Lewis added a 30-yard touchdown pass from Peter Tom Willis in the third period, and Palmer scored his second touchdown of the night on a 2-yard plunge.

Florida State's shutout bid was spoiled with 9:47 remaining in the game with a 29-yard field goal from Mark Fleeman.

The Seminoles closed out the scoring with 2:00 left when freshman walk-on Alan Stewart took his first snap as a collegian, rolled out to his right and ran down the sidelines for a 27-yard TD.

In the game, Florida State used 11 running backs, four quarterbacks, three tight ends and six different wide receivers as all eligible players got a chance to perform.

Florida State piled up 493 yards of total offense in the game, compared to just 212 yards for Wichita State. Shocker quarterbacks completed just five of 25 passes for 61 yards.

Gainer had the big night for the Seminoles, catching four passes for 102 yards.

Florida State saw its record move to 3-2-1 on the season. Wichita State announced later in the season that it was discontinuing its football program.

WICHITA STATE	0	0	0	3	3
FSU	14	24	14	7	59

First Quarter

FSU—Lewis 40 pass from McManus (Schmidt kick) 13:32

FSU—Floyd 13 run (Schmidt kick) 7:20

Second Quarter

FSU—Palmer 1 run (Schmidt kick) 14:19

FSU—FG, Schmidt 41, 10:43

FSU—Gainer 19 pass from McManus (Schmidt kick) 2:28

FSU—DiMare 22 pass from McManus (Schmidt kick) 1:30

Third Quarter

FSU—Lewis 30 pass from Willis (Schmidt kick) 12:35

FSU—Palmer 2 run (Schmidt kick) 7:57

Fourth Quarter

FSU—FG, Fleeman 29, 9:47

FSU—Stewart 27 run (Schmidt kick) 0:09

Team Statistics	FSU	WSU
First Downs	28	15
Rushes - Yards	35-155	48-151
Passing	336	61
Return Yards	48	0
Comp - Att - Int	19-32-0	5-25-1
Sacks - Yards Lost	1-6	2-17
Punts - Avg	3-51	8-32.87
Fumbles - Lost	2-1	6-2
Penalties - Yards	9-80	5-97
Time of Possession	29:12	33:48

Individual Statistics

RUSHING—FSU: McManus 3-19, Floyd 6-44, Ross 3-11, T. Holloman 5-24, Palmer 4-16, Lewis 1-12, Carter 7-19, Ferguson 3-0, Stewart 1-27, Willis 1(-)-2, Berry 1(-)-14; WSU: McDonald 3(-)-11, D. Smith 20-94, V. Smith 16-72, Kruse 4(-)-21, Emore 4-16, Glistrat 1-1

PASSING—WSU: McDonald 1-9-0-10, Kruse 4-15-1-51, D. Smith 1-0-0-0; FSU: McManus 11-19-0-201, Willis 4-4-0-71, Ferguson 4-9-0-66

RECEIVING—WSU: Walmeljeir 1-10, D. Smith 1-2, Giers 1-4, Anderson 1-23, Hardy 1-22; FSU: Lewis 3-77, T. Holloman 2-10, Gainer 4-102, Ross 1-2, Anthony 2-41, D. Mare 2-32, O'Malley 3-21, D. Carter 1-32, P. Carter 1-21

MISSED FIELD GOALS—FSU: Schmidt 47; WSU: Fleeman 33, 42, 35

Florida State 54, Louisville 18

LOUISVILLE, KY (Oct. 25)—The 1986 Seminoles became the first Florida State team to score 50 or more points in three consecutive games when it routed Louisville 54-18 on a rainy Kentucky night.

Although Louisville had a 10-7 lead after one quarter, the game was never in doubt as Florida State scored four unanswered touchdowns at the start of the second period.

Herb Gainer started the spree with his second touchdown of the night, a 6-yard pass from Danny McManus. Derek Schmidt's extra point was blocked, stopping his streak of 108 consecutive PATs, and FSU led 16-7.

Darrin Holloman scored his first points of the season on the Tribe's next possession when he gathered in a McManus pass and completed the tail end of a 44-yard catch-and-run touchdown play.

A Louisville turnover gave FSU good field position at the 6 and Dayne Williams plowed into the endzone for seven more on the next play. Victor Floyd added a 3-yard touchdown scamper with 2:54 left in the quarter and suddenly the Seminoles led 34-7.

A 17-yard Jay Gruden-to-James Howard touchdown and ensuing two-point conversion by Louisville made it 34-18, but Schmidt booted a 53-yard field goal as time expired to send his team into the locker room with a 37-18 advantage.

FSU's defense shut the Cardinals out in the second half and the offense added 17 more points to make the final 54-18. McManus, who threw for three TDs, scored on a 9-yard run, Schmidt connected from 36 yards and freshman Dexter Carter scored on a 30-yard run.

It was Florida State's third consecutive win of the season and lifted it to a 4-2-1 record. It was also the first time the Seminoles had faced Howard Schnellenberger since his national champion Miami Hurricanes had beaten them on a last-second field goal in 1983.

FSU	7	30	10	7	54
LOUISVILLE	10	8	0	0	18

First Quarter

LOU—Knighton 1 run (Cerione kick) 9:08

FSU—Gainer 20 pass from McManus (Schmidt kick) 5:06

LOU—FG, Cerione 21, 3:21

Second Quarter

FSU—Gainer 6 pass from McManus (Kick failed) 13:43

FSU—D. Holloman 44 pass from McManus (Schmidt kick) 10:59

FSU—D. Williams 6 run (Schmidt kick) 9:20

FSU—Floyd 3 run (Schmidt kick) 2:54

LOU—Howard 17 pass from Gruden 0:37

FSU—FG, Schmidt 53, 0:00

Third Quarter

FSU—McManus 9 run (Schmidt kick) 12:39

FSU—FG, Schmidt 36, 6:43

Fourth Quarter

FSU—Carter 30 run (Schmidt kick) 1:12



Seminole receivers sparked in the Wichita State and Louisville games. Freshman Ronald Lewis (left) caught two TD passes against the Shockers while junior Herb Gainer (top) pulled in two against Louisville. Darrin Holloman (bottom) caught the longest TD pass of the season, a 44-yarder, against the Cardinals.





Florida State sacked Miami's Heisman Trophy winner Vinny Testaverde (top) five times yet he led the number-one ranked 'Canes to three fourth-quarter TDs in the come-from-behind win. An injury to Danny McManus (middle) proved to be the turning point as he had Miami down before having to leave the game with a sprained thumb. Cornerback Delon Sanders (bottom) showed a national TV audience why he was named All-American with one of the prettiest interceptions of the year.

Team Statistics	FSU	LOU
First Downs	91	15
Rushes - Yards	62-350	34-125
Passing	197	189
Return Yards	48	23
Comp - Att - Int	14-28-0	10-29-2
Sacks - Yards Lost	3-20	0-0
Punts - Avg	3-30.3	5-34.0
Penalties - Yards	5-42	5-38
Time of Possession	37:31	22:29

Individual Statistics

RUSHING—FSU: T. Holloman 2-4, Floyd 18-110, Ross 2-9, Smith 14-81, Palmer 2-7, McManus 3-7, D. Williams 8-45, Fells 7-52, D. Holloman 1-0, P. Carter 5-35; LOU: Striplin 9-59, Adams 4-10, Knighton 2-5, Booker 6-32, Howard 1-9, Gruden 8-21, Swabek 3-5, Sanders 1-5

PASSING—FSU: McManus 9-15-0-143, Willis 3-8-31, Ferguson 2-5-0-23; LOU: Gruden 10-23-1-189, Rubbert 0-6-1-0

RECEIVING—FSU: Gainer 4-54, D. Holloman 2-55, P. Carter 1-12, Anthony 1-17, Fells 1-6; LOU: Adams 1-0, Knighton 2-12, Booker 1-6, Howard 2-70, Vaughn 2-55, Thomas 1-30, Dixon 1-16

MISSED FIELD GOALS—None

Miami 41, Florida State 23

MIAMI, FL (Nov. 1)—Vinny Testaverde threw for 315 yards and three touchdowns and also ran for a pair of scores as undefeated and top-ranked Miami defeated upset-minded Florida State, 41-23, before 62,834 fans at the Orange Bowl and a national CBS-TV television audience.

For a while, it looked like the Seminoles would get a chance at the upset. With Miami leading 14-7 on a 23-yard touchdown pass from Testaverde to Alonzo Highsmith, the Hurricanes lined up for the kickoff. It was at this point that FSU pulled one of its gadget plays that has made Bobby Bowden's wide-open offense famous. Keith Ross took the kick about six yards deep, momentarily bobbled the ball and brought it out. Surrounded by six Miami tacklers at the 15-yard line, Ross calmly turned around and fired a cross-field lateral to Dexter Carter who caught the ball on the 10 and ran 90 yards for a touchdown behind a line of Seminole blockers.

A pair of Derek Schmidt field goals upped the led to 20-14 and the Seminoles were moving for another score when disaster hit. With 7:49 remaining in the half, the Seminoles sent Schmidt in for another field goal try. Bowden called for the fake and quarterback/holder Danny McManus rolled out and tried to pick up the first down on the ground. He was hit hard on the Miami 11—just inches short of the marker. But more importantly, McManus suffered a bruised thumb on the play and was forced out for the remainder of the game. Still, FSU held a 20-14 lead.

Miami took the opening kickoff of the second half and put together a 76-yard drive that culminated in an 8-yard Testaverde run. But FSU's Schmidt put the Seminoles ahead once again, 23-21, with a 45-yard field goal as the third period came to an end.

The fourth quarter was all Miami as Testaverde blew open the game with 20 points. Three minutes into the quarter Brian Blades grabbed a 20-yard touchdown pass from the Miami quarterback at the end of another long drive.

The 'Canes' next offensive series started on the 7, but Testaverde drove 93 yards in just 10 plays before taking it in himself for the 1 on a naked boot-leg. Then, at the 2:25 mark, he used five plays to finish off Florida State, with the score coming on a 24-yard toss to Brett Perriman.

Although Miami had taken the early 14-7 lead in the game, it was actually the Seminoles who had scored first. Behind a red-hot McManus, FSU drove 80 yards on the opening series, scoring on a 6-yard sweep to the left by Tanner Holloman. Starting tailback Sammie Smith was lost on the third play from scrimmage with a separated shoulder.

Miami came right back with its own 75-yard, 11-play drive and Warren Williams took it in from the 4. The Hurricanes' go-ahead points came when Ross fumbled and Testaverde took over on the FSU 23. Three plays later, Highsmith grabbed the 23-yard pass from a scrambling Testaverde. Then, Florida State ran its gadget play.

In addition to injuries to Smith and McManus, Florida State also lost tight end Gaylon White with a broken foot—ending his season.

Miami piled up 443 yards of offense to 242 for the Seminoles. The Hurricanes continued their undefeated season while FSU fell to 4-3-1.

FSU	MIAMI	14	6	3	0	23
MIAMI		14	0	7	20	41

First Quarter

FSU—Holloman 6 run (Schmidt kick) 12:17

MIA—Williams 4 run (Cox kick) 8:48

MIA—Highsmith 23 pass from Testaverde (Cox kick) 2:04

FSU—Carter lateral pass from Ross for 100 yards kickoff return (Schmidt kick) 1:47

Second Quarter

FSU—FG, Schmidt 36, 11:03

FSU—FG, Schmidt 38, 5:20

Third Quarter

MIA—Testaverde 8 run (Cox kick) 10:18

FSU—FG, Schmidt 45, 0:43

Fourth Quarter

MIA—Br. Blades 20 pass from Testaverde 12:24

MIA—Testaverde 1 run (Cox kick) 5:20

MIA—Perriman 24 pass from Testaverde 1:27

Team Statistics	FSU	MIA
First Downs	12	25
Rushes - Yards	30-86	46-128
Passing	156	315
Return Yards	132	43
Comp - Att - Int	15-32-1	21-35-2
Sacks - Yards Lost	5-42	3-22
Punts - Avg	5-41.0	5-33.7
Fumbles - Lost	3-2	0-0
Penalties - Yards	7-75	4-37
Time of Possession	25:50	34:10

Individual Statistics

RUSHING—FSU: Ross 5-25, T. Holloman 4-18, Floyd 11-42, D. Williams 2-7, McManus 1-7, Willis 1-(-8), Carter 3-8, Ferguson 3-(-5); MIA: Williams 14-51, Highsmith 12-53, Bratton 12-59, Testaverde 7-(-33), Torratte 1(-2)

PASSING—FSU: McManus 8-15-0-84, Willis 7-14-0-72, Ferguson 3-0-0-0; MIA: Testaverde 21-35-2-315

RECEIVING—FSU: Carter 3-37, Smith 1-20, O'Malley 2-21, DiMare 1-7, Floyd 3-28, Anthony 1-18, D. Williams 1-12, T. Holloman 3-13; MIA: Henry 3-31, Irvin 7-95, Highsmith 3-32, Williams 1-17, Perriman 3-70, Roberts 2-28, Br. Blades 2-42

MISSED FIELD GOALS—None



Florida State 45, South Carolina 28

COLUMBIA, SC (Nov. 8)—Victor Floyd scored three touchdowns and Dayne Williams added a pair as Florida State recorded a 45-28 come-from-behind win over South Carolina before 71,689 at Williams-Brice Stadium.

FSU, which improved to 5-3-1, fell behind 21-6 in this game as South Carolina freshman quarterback Todd Ellis fired a pair of touchdown passes and scored on a 3-yard run.

With FSU behind 7-3, head coach Bobby Bowden decided to replace starting quarterback Peter Tom Willis with sophomore Chip Ferguson. Willis, starting for the injured Danny McManus, moved Florida State effectively in his first series, but was hit hard on a blitz in the second series and later threw a pair of interceptions.

Before Ferguson could move the Seminoles, Ellis had fired a 34-yard pass to wideout Ryan Bethea and USC had a 14-3 lead.

Ferguson then led the Seminoles on a 76-yard drive but the South Carolina defense forced FSU to settle for Derek Schmidt's second 33-yard field goal of the day.

Ellis came back on the next series to hit Danny Smith with a 10-yard scoring toss, sending the South Carolina lead to 21-6 with 5:06 remaining in the half.

A 29-yard touchdown pass to Floyd brought the Seminoles to within eight, at 21-13. The TD was set up after a 25-yard punt return by Deion Sanders had given Ferguson the ball at the Gamecock 45. Three plays later, he connected with Floyd. Just before the half ended, South Carolina fumbled, but Schmidt's 19-yard attempt was no good.

The third quarter was all FSU as the Tribe scored 29 unanswered points—scoring on every offensive possession—to put the game away. After Keith Ross returned the second half kickoff 49 yards to the 50,

Ferguson marched his team to the 7 where Floyd took a pitchout and scored. A pass to tight end Pat Carter gave the Seminoles the two-point conversion. Floyd's second rushing touchdown culminated an 86-yard drive at the 4:25 mark and following a Bart Schucts interception, FSU went 25 yards and scored on a 1-yard run by Williams. Ellis then fumbled South Carolina's next possession with 0:44 left in the quarter and two plays later Williams scored again from 14 yards.

South Carolina used a fourth-quarter Ferguson interception and marched 79 yards behind Ellis for its last score. FSU's Schmidt booted a 34-yard field goal with 1:56 left to close out the scoring.

The Seminoles gained 546 yards of offense, including 267 on the ground and 228 from Ferguson's arm. Floyd led all ball carriers with 115 yards. Ten different players caught passes, including Floyd, who had four for 60 yards.

Ellis completed 15 of his 22 passes for 202 yards, with four of those tosses going to wide receiver Sterling Sharpe.

FSU	3	10	29	3	45
SOUTH CAROLINA	7	14	0	7	28

First Quarter

FSU—FG Schmidt 33, 8:50

USC—Ellis 3 run (Hagler kick) 1:46

Second Quarter

USC—Bethea 34 pass from Ellis (Hagler kick) 10:13

FSU—FG Schmidt 33, 7:45

USC—D. Smith 10 pass from Ellis (Hagler kick) 5:09

FSU—Floyd 24 pass from Ferguson (Schmidt kick) 0:48

Third Quarter

FSU—Floyd 7 run (Carter pass from Ferguson for 2 pts.) 12:36

FSU—Floyd 3 run (Schmidt kick) 4:25

FSU—D. Williams 1 run (Carter pass from Ferguson for 2 pts.) 12:36

FSU—D. Williams 14 run (Schmidt kick) 0:20

Fourth Quarter

USC—Green 1 run (Hagler kick) 9:29

FSU—FG Schmidt 34, 1:56



One of the most exciting plays in all of college football in 1986 was FSU's dazzling 100-yard kickoff return against Miami (top left). Chip Ferguson (top) and Victor Floyd (bottom) provided the excitement against South Carolina. Ferguson came off the bench to throw for 228 yards and Floyd scored three TDs in the come-from-behind win.



Dayne Williams (top) started the scoring against Southern Miss, and Tom O'Malley (middle) got his first TD of the year in helping FSU celebrate homecoming (bottom).

Team Statistics	FSU	USC
First Downs	26	16
Rushes - Yards	52-267	27-40
Passing	279	287
Return Yards	78	65
Comp - Att - Int	19-29-3	21-34-3
Sacks - Yards Lost	2-15	0-0
Punts - Avg	3-47.0	4-33.5
Fumbles - Lost	0-0	4-2
Penalties - Yards	11-95	4-38
Time of Possession	35:58	24:02

Individual Statistics

RUSHING—USC: Ellis 12-(-5), Sharpe 2-6, Green 9-15, Jones 4-24; **FSU:** Floyd 24-115, T. Holloman 7-24, Ferguson 4-8, D. Holloman 2-30, D. Williams 5-17, Ross 7-56, D. Carter 3-17

PASSING—USC: Ellis 20-33-3-267, Turner 1-1-0-20; **FSU:** Willis 4-7-2-51, Ferguson 15-22-1-228

RECEIVING—USC: Bethea 3-51, R. Brown 1-10, Andrews 3-47, D. Smith 1-10, Sharpe 5-124, Green 3-5, H. Brown 1-10, Jones 1-9, McConnell 2-28; **FSU:** Gainer 3-56, P. Carter 1-23, D. Mare 1-6, T. Holloman 1-4, O'Malley 3-24, R. White 2-48, Floyd 4-60, D. Holloman 1-14, Anthony 2-35, D. Williams 1-11

Florida State 49, Southern Miss 13

TALLAHASSEE, FL (Nov. 15)—Seven different players scored touchdowns and Florida State won its 11th straight homecoming game as it knocked off Southern Mississippi, 49-13, at Doak Campbell Stadium.

FSU, who went to 6-3-1 on the season and assured itself of a fifth straight bowl appearance, played a near-perfect first half—much to the delight of 60,103 fans, the second largest home crowd in history.

Fullback Dayne Williams started the scoring late in the first quarter with a 9-yard touchdown run, giving FSU the early 7-0 lead. The Tribe added 21 second-quarter points, as tailbacks Victor Floyd and Keith Ross each scored on short runs and free safety Dedrick Dodge picked off an Andrew Anderson pass and returned it 47 yards for another touchdown.

In the half, Florida State outgained Southern Miss in total yards, 235 to 125. Danny McManus, making his first start at quarterback since injuring his thumb against Miami, had an excellent return, hitting 11 of his first 16 passes for 149 yards.

Florida State traded touchdowns with Southern Miss in the third quarter. The Golden Eagles got on the board first after FSU punt returner Deion Sanders fumbled at his own 12. Two plays later, Anderson ran it in from the 8. But FSU climbed on top 42-7 as tight end Tom O'Malley took in a 14-yard touchdown pass from reserve QB Chip Ferguson and cornerback Eric Williams electrified the crowd by picking off his second interception of the day and returning it 51 yards.

A 52-yard pass from Anderson to Lyncal Alston gave the Golden Eagles their final TD of the game with seconds left in the third quarter.

The only fourth-quarter score came when FSU freshman tailback Sammie Smith took a pitch to his right, avoided two tackles and raced 62 yards for a touchdown. He finished as the leading ball carrier with 74 yards in just four carries.

Eleven different players ran the ball and 10 players

caught passes as Florida State piled up 443 yards of total offense.

Following the game, the Seminoles accepted a bid to the All-American Bowl in Birmingham, AL.

SOUTHERN MISSISSIPPI	0	0	13	0	13
FSU	7	21	14	7	49

First Quarter

FSU—D. Williams 9 run (Schmidt kick) 4:56

Second Quarter

FSU—Floyd 3 run (Schmidt kick) 10:07

FSU—Dodge 47 interception return (Schmidt kick) 3:38

FSU—Ross 2 run (Schmidt kick) 2:55

Third Quarter

USM—Anderson 7 run (Banks kick) 7:46

FSU—O'Malley 14 pass from Ferguson (Schmidt kick) 3:38

FSU—E. Williams 51 interception return (Schmidt kick) 2:51

USM—Alston 52 pass from Anderson (Run failed) 0:20

Fourth Quarter

FSU—Smith 62 run (Schmidt kick) 7:22

Team Statistics	FSU	USM
First Downs	23	17
Rushes - Yards	38-236	43-135
Passing	207	165
Return Yards	93	19
Comp - Att - Int	15-27-1	14-28-3
Sacks - Yards Lost	1-8	2-18
Punts - Avg	3-42	6-40.5
Fumbles - Lost	1-1	1-0
Penalties - Yards	4-35	6-31
Time of Possession	28:12	31:48

Individual Statistics

RUSHING—USM: Alexander 9-32, Brown 9-29, Anderson 8-6, Gandy 11-55, Alston 1-(-3), Shackelford 5-16; **FSU:** Floyd 12-65, D. Williams 8-30, McManus 2-1, Ross 3-8, Fells 2-1, S. Smith 4-74, D. Carter 2-9, D. Holloman 2-26, Stewart 1-8, Palmer 1-4, Willis 1-10

PASSING—USM: Anderson 14-28-3-165; **FSU:** McManus 11-16-0-149, Ferguson 4-11-1-58

RECEIVING—USM: Mot 2-26, Brown 4-20, Powell 1-13, Tilman 1-9, McGee 3-28, Alston 1-52, Shackelford 1-12, Weeks 1-5; **FSU:** Ross 2-9, Fells 2-28, White 1-48, Gainer 2-30, Floyd 2-10, D. Williams 1-4, P. Carter 1-20, D. Mare 1-19, O'Malley 2-31, Anthony 1-8

MISSED FIELD GOALS— None

Florida 17, Florida State 13

TALLAHASSEE, FL (Nov. 29)—Quarterback Kerwin Bell directed a late fourth-quarter touchdown drive that ended in an 18-yard pass to Ricky Nattiel as Florida upset the Seminoles 17-13 before a record Doak Campbell Stadium crowd of 62,307.

The game, which was played in a driving rainstorm for all but a few minutes, went back and forth all night.

The Seminoles had the first scoring opportunity of the night. On its first offensive series, Derek Schmidt missed a 46-yard field goal after FSU had gained good field position.

Florida got on the board first when a Ricky Mulberry interception of a Danny McManus pass gave the Gators the football at the FSU 40. Six plays later, freshman tailback Octavious Gould scored from the 8.

Schmidt kicked a 36-yard field goal to narrow the gap to 7-3 after one quarter, but Jeff Dawson countered with a 22-yard field goal early in the second quarter to make it 10-3.

With the rain effectively closing down both passing

attacks. FSU went with the ground game. FSU freshman Sammie Smith led a 14-play, 73-yard drive that was capped off by his own 1-yard touchdown run and the Seminoles were tied 10-10 at the half.

It was in the third quarter that the Seminoles' chance to ice the game slipped away. Smith, who finished the game with 116 yards on 24 carries, took a pitch to his right, slipped away from several tacklers and went 52 yards for a touchdown. A late flag, which was later called holding, brought the touchdown back and the Seminoles' drive was halted. It was just one of the school record 15 penalties for 116 yards called on the Seminoles.

Later in the period, Schmidt did kick a 21-yard field goal after a 69-yard, 12-play drive, and the Tribe led 13-10.

Florida State went on another long drive in the middle of the fourth quarter but was forced into a fourth and long at the Gator 29. The field goal unit trotted onto the field, but Schmidt's 46-yard attempt was blocked and Florida recovered at its own 40.

Several successful running plays moved the ball to the 18 and on a third and six call, Bell hit Nattiel in the endzone for the game winner.

Florida State did have two offensive series left, but McManus, forced to throw the ball in the heavy rain, could only complete one of seven passes for 5 yards. The Gators were then able to run the clock out while gaining their sixth consecutive win over FSU.

Although Florida State didn't win on the scoreboard, it did outgain the Gators, 248 yards to 201. Both quarterbacks had trouble throwing, with McManus completing just five of 15 passes for 48 yards and Bell hitting eight of 17 for 65.

FSU	3	7	3	0	13
FLORIDA	7	3	0	7	17

First Quarter

UF—Gould 8 run (Dawson kick) 4:06

FSU—FG, Schmidt 36, 2:49

Second Quarter

UF—FG, Dawson 19, 10:18

FSU—Smith 1 run (Schmidt kick) 3:37

Third Quarter

FSU—FG, Schmidt 21, 3:06

Fourth Quarter

UF—Nattiel 18 pass from Bell (Dawson kick) 3:50

Team Statistics	FSU	UF
First Downs	14	14
Rushes-Yards	54-200	42-136
Passing	48	65
Return Yards	-7	3
Comp-Att-Int	5-16-1	8-17-1
Sacks-Yards Lost	0-0	0-0
Punts-Avg	4-38.5	6-33.2
Fumbles-Lost	2-0	4-0
Penalties-Yards	15-116	7-65
Time of Possession	33:32	26:28

Individual Statistics

RUSHING—FSU: Floyd 10-13, D. Williams 6-5, Smith 24-116, McManus 2-1, Ross 5-17, T. Holloman 6-34, D. Holloman 1-14; UF: Massey 14-33, A. Williams 2-2, Gould 7-30, Bell 6-3, Ferguson 1-11, W. Williams 12-57


PASSING—UF: Bell 8-17-1-65; FSU: McManus 5-15-1-48

RECEIVING—UF: Nattiel 4-23, A. Williams 1-10, Simmons 2-24, Tristler 1-8; FSU: O'Malley 3-39, P. Carter 2-9

MISSED FIELD GOALS—FSU: Schmidt 46, 36



Joey Ionata (below left) helps the official make an all-important call. Sammie Smith (top) rushed for 116 yards against Florida—his first 100-yard game as a collegian—while senior Tanner Holloman (middle) provided additional ground support. The Seminoles outgained Florida 248 yards to 201 in the losing effort.



All-American Bowl Florida State 27, Indiana 13

BIRMINGHAM, AL (Dec. 31)—Tailback Sammie Smith had his best game as a Seminole, rushing for 205 yards and two touchdowns, as Florida State scored a 27-13 win over Indiana in the 10th annual All-American Bowl.

Although Florida State was outgained in total yards and time of possession, Indiana seemed to be its own worst enemy, missing four scoring opportunities inside the FSU 31-yard line. The Hoosiers gained 383 yards to the Seminoles' 342 and held on to the ball almost 15 more minutes than FSU.

The Hoosiers scored first in the game. After driving 60 yards in 13 plays, Pete Stoyanovich kicked a 35-yard field goal to give his team the 3-0 lead.

FSU then opened up its running game and found that its weapon for the evening would be Smith, a redshirt freshman. He ran for 28 yards on four carries and caught a pass for 7 more as the Seminoles moved down field. Capping the drive, Sammie took it in from the 4. Derek Schmidt's PAT was blocked by Hoosier linebacker Van Waiters as FSU took a 6-3 lead.

Indiana's next drive, after covering 46 yards, was stalled when Stoyanovich missed a 47-yard field goal.

Florida State picked up another touchdown before the half when Smith scored on a 9-yard romp. The Seminoles would carry that 13-3 lead into intermission after another Indiana drive stalled with a missed field goal. The Hoosiers had moved to the FSU 5-yard line, but following a penalty and a Terry Warren sack of IU quarterback Dave Kramme, Stoyanovich missed from 41 yards.

FSU made it 20-3 on the first possession of the second half when Smith ran three times for 20 yards and the Holloman brothers did the rest. The drive was sparked by a 36-yard reverse by Darrin, while senior fullback Tanner collected 15 yards, including an 8-yard TD.

IU came right back on a long drive of its own, but Stoyanovich missed a third time, this one from 49 yards out. The Hoosier defense continued to hold the Seminoles and late in the third period, Indiana made an attempt to get back into the game. First, Tony Buford pulled in a 20-yard pass from Kramme at the

FSU 37. Freshman running back Anthony Thompson then gained 17 tough yards on five carries to push the Hoosiers to the FSU 4. Fullback Andre Powell closed the gap to 20-10 with a 2-yard plunge at the 1:19 mark of the quarter.

Following a Danny McManus interception in the opening minutes of the fourth quarter, Indiana drove 56 yards on 7 plays and a Stoyanovich 30-yard field goal closed the score to 20-13.

But FSU put its fans' worries aside, marching right back behind a handful of carries by Smith that netted 44 yards, and scoring on a 10-yard run by Tanner Holloman.

For his performance, Smith was awarded the MVP trophy and the Seminoles finished the season with a 7-4-1 record.

INDIANA	3	0	7	3	13
FSU	6	7	7	7	27

First Quarter

IU—FG, Stoyanovich 35, 7:38

FSU—Smith 4 run (kick failed) 4:12

Second Quarter

FSU—Smith 9 run (Schmidt kick) 11:57

Third Quarter

FSU—T. Holloman 8 run (Schmidt kick) 12:04

IU—Powell 2 run (Stoyanovich kick) 1:27

Fourth Quarter

IU—FG, Stoyanovich 30, 7:09

FSU—T. Holloman 10 run (Schmidt kick) 2:56

Team Statistics	IU	FSU
First Downs	29	20
Rushes - Yards	53-215	39-288
Passing	168	54
Return Yards	77	109
Comp - Att - Int	25-11-1	14-6-1
Sacks - Yards Lost	4-30	0-0
Punts - Avg	2-35.0	2-35.0
Fumbles - Lost	1-0	2-1
Penalties - Yards	10-88	6-50
Time of Possession	33:32	26:28

Individual Statistics

RUSHING—FSU: Smith 25-205, D. Williams 3-6, Fells 2-0, Floyd 1-7, D. Holloman 2-34, T. Holloman 6-36; IU: Thompson 28-127, Powell 6-38, Kramme 13-21, Sweazy 1-3, Polce 5-26

PASSING—FSU: McManus 4-16-1-54; IU: Kramme 11-25-1-168

RECEIVING—FSU: O'Malley 2-20, P. Carter 2-9, Gainer 1-19, Smith 1-6; IU: Dawsey 5-74, Lija 2-44, Buford 2-32, Jones 1-11, Jordan 1-7

MISSED FIELD GOALS—IU: Stoyanovich 41, 47, 49



Florida State's game plan in the All-American Bowl was simple: Sammie Smith left, Sammie Smith right, Sammie Smith up the middle.

1986 Statistics



Game-By-Game

GAME-BY-GAME	Florida State		Total Offense	FD	TO	Opponents		Total Offense	FD	TO
	Rushing	Passing				Rushing	Passing			
Toledo	43-248	41-281	84-529	28	6	29-42	36-157	65-199	13	3
Nebraska	31-128	17-97	48-173	8	0	63-297	16-130	79-427	24	2
N. Carolina	34-77	25-195	59-272	12	3	53-122	18-95	71-217	13	3
Michigan	35-145	25-140	60-285	17	4	56-210	16-122	72-332	18	1
Tulane	50-215	29-204	79-419	23	1	25-46	36-259	61-305	19	1
Wichita State	35-155	32-338	67-493	28	1	48-151	25-73	73-212	15	3
Louisville	62-350	28-197	90-547	31	2	34-125	29-189	63-314	15	4
Miami	30-86	32-156	62-242	12	3	46-128	35-315	81-443	25	2
South Carolina	52-267	29-279	81-546	26	3	27-37	34-287	61-327	16	6
Southern Miss	38-236	27-207	65-443	23	2	43-135	28-165	71-300	17	3
Florida	54-200	16-48	70-248	14	1	42-136	17-65	59-201	14	1

Season Totals

TEAM STATISTICS	FSU	OPP
Total Points	366	205
Average Per Game	33.2	18.6
TD/R-P-Rtn	26-14-5	14-12-0
PAT	41-42	21-22
2-PT Conversion	3-3	2-4
Field Goals	15-24	8-17
Safety	2	0
First Downs	222	189
By Rushing	108	94
By Passing	100	75
By Penalty	14	20
3rd Down Att/Conv.	154/60	157/52
3rd Down Efficiency	39.0	33.1
Total Yardage	4197	3277
Average Per Game	381	298
Ball Control Plays	775	756
Average Yards Per Play	5.4	4.3
% Plays Rush-Pass	60-40	62-38
% Yards Rush-Pass	49-51	44-56
Rushing Yardage	2055	1432
Average Per Game	187	130
Total Attempts	464	466
Average Per Play	4.4	3.1
Passing Yardage	2142	1845
Average Per Game	194	168
Att/Comp	301/164	290/141
Percentage	54.5	48.6
Yards Per Attempt	7.1	6.3
Yards Per Completion	13.1	13.1
Penalties	81	65
Yards Penalized	724	479
Average Per Game (#/Yd)	7/66	6/44
Kickoff Returns	41	60
Yards Returned/TD	994/2	1158/0
Average Per Return	24.2	19.7
Punt Returns	39	19
Yards Returned/TD	345/0	84/0
Average Per Return	12.5	4.4
Interception Returns	15	14
Yards Returned/TD	188/3	152/0
Average Per Return	12.5	10.8
Fumbles/Lost	29/12	34/14
Possession Time	328:11	331:49
Average Per Game	29:50	30:10
Score By Quarters		
Florida State	1 2 3 4 Total	
Opponents	61 140 100 65 366	52 44 45 64 205

SCHEDULE AND RESULTS	FSU	OPP	ATTENDANCE
TOLEDO (H)	24	0	53,891
Nebraska (A)	17	34	75,865
NORTH CAROLINA (H)	10	10	57,611
Michigan (A)	18	20	105,578
TULANE (H)	54	21	53,701
WICHITA STATE (H)	59	3	56,222
Louisville (A)	54	18	22,822
Miami (A)	23	41	62,834
South Carolina (A)	45	28	71,689
SOUTHERN MISSISSIPPI (H)	49	13	60,103
FLORIDA (H)	13	17	62,307
Attendance:	Total — 682,623	(62,056 avg.)	
	Home — 343,835	(57,305 avg.)	
	Away — 338,788	(67,757 avg.)	



Eric Williams goes high to defend against Tulane's Mark Zeno. Williams and Zeno will face one another again in '87.

Individual Statistics—Offense

RUSHING	G	ATT	GAIN	LOSS	NET	AVG.	TD	LP (OPP)
V. Floyd	11	129	681	27	654	5.1	6	33 (Neb)
S. Smith	9	103	649	38	611	5.9	4	62 (SM)
K. Ross	11	39	205	13	192	4.9	1	29 (Tol)
T. Holloman	10	45	190	5	185	4.1	2	22 (Tol)
D. Williams	9	38	163	15	148	3.9	5	36 (Tol)
D. Holloman	10	9	101	0	101	11.2	0	19 (Tol)
D. Carter	11	22	116	21	95	4.3	2	30 (Lou)
R. Fells	4	11	66	0	66	6.0	0	14 (Lou)
D. Palmer	11	13	47	0	47	3.6	3	12 (WS)
A. Stewart	2	2	35	0	35	17.5	1	27 (WS)
D. McManus	10	14	51	20	31	2.2	2	21 (WS)
R. Lewis	8	1	12	0	12	12.0	0	12 (WS)
J. Merna	2	3	3	1	2	0.7	0	2 (Tul)
R. White	6	1	0	11	-11	-11.0	0	0 (—)
L. Berry	11	1	0	14	-14	-14.0	0	0 (—)
P.T. Willis	8	6	10	45	-35	-5.8	0	10 (SM)
C. Ferguson	10	27	44	108	-64	-2.3	0	10 (Mic)
Florida State	11	464	2373	318	2055	4.4	26	62 (SM)
Opponents	11	466	1800	368	1432	3.1	14	35 (WS)

RECEIVING	G	NO.	YARDS	AVG.	TD	LP (OPP)
H. Gainer	11	27	441	16.3	5	47 (WS)
V. Floyd	11	21	231	11.0	2	30 (Neb)
T. O'Malley	11	16	187	11.7	1	22 (Lou)
P. Carter	11	16	174	10.9	0	21 (WS)
D. Holloman	10	14	242	17.2	1	44 (Lou)
T. Holloman	10	14	116	8.4	1	31 (NC)
R. Lewis	8	8	145	18.1	3	40 (WS)
S. DiMare	11	8	96	12.0	1	22 (Lou)
T. Anthony	6	7	119	17.0	0	23 (WS)
K. Ross	11	7	14	2.0	0	5 (Tol)
S. Smith	9	4	39	9.7	0	20 (Mia)
D. Williams	9	4	38	9.5	0	12 (Mia)
R. White	7	3	94	31.3	0	48 (SM)
R. Fells	4	3	34	11.3	0	20 (SM)
G. White	8	3	28	9.3	0	12 (Tul)
P. White	7	2	38	19.0	0	22 (Tul)
D. Palmer	11	3	23	7.7	0	10 (Lou)
D. Carter	11	1	32	32.0	0	32 (WS)
Others	2	3	51	17.0	0	25 (NC)
Florida State	11	164	2142	13.1	14	48 (SM)
Opponents	11	141	1845	13.1	12	65 (Tul)

PASSING	G	ATT	COM	INT	PCT	YARDS	TD	LP (OPP)	SACKS
D. McManus	10	112	65	2	58.0	872	7	48 (SM)	1
C. Ferguson	10	128	63	7	49.2	807	4	43 (SC)	15
P.T. Willis	8	59	36	4	61.0	463	3	38 (NC)	3
S. Smith	9	1	0	0	0.0	0	0	— (—)	0
L. Berry	11	1	0	1	0.0	0	0	— (—)	0
Florida State	11	301	164	14	54.5	2142	14	48 (SM)	19
Opponents	11	290	141	15	48.6	1845	12	65 (Tul)	24

SCORING	G	TD/R-P-Rtn.	FG	FGXP	XPA	CON	SAF	TOTAL
D. Schmidt	11	0-0-0	15-24	41-42	0	0	0	86
V. Floyd	11	6-2-0	0-0	0-0	0	0	0	48
H. Gainer	11	0-5-0	0-0	0-0	1	0	0	32
D. Williams	9	5-0-0	0-0	0-0	0	0	0	30
S. Smith	9	4-0-0	0-0	0-0	0	0	0	24
D. Palmer	11	3-0-0	0-0	0-0	0	0	0	18
D. Carter	11	2-0-1	0-0	0-0	0	0	0	18
R. Lewis	8	0-3-0	0-0	0-0	0	0	0	18
T. Holloman	10	2-1-0	0-0	0-0	0	0	0	18
D. McManus	10	2-0-0	0-0	0-0	0	0	0	12
K. Ross	11	1-0-1	0-0	0-0	0	0	0	12
F. Hayes	11	0-0-1	0-0	0-0	0	1	8	8
A. Stewart	2	1-0-0	0-0	0-0	0	0	0	6
S. DiMare	11	0-1-0	0-0	0-0	0	0	0	6
D. Holloman	10	0-1-0	0-0	0-0	0	0	0	6
T. O'Malley	11	0-1-0	0-0	0-0	0	0	0	6
E. Williams	11	0-0-1	0-0	0-0	0	0	0	6
D. Dodge	11	0-0-1	0-0	0-0	0	0	0	6
P. Carter	11	0-0-0	0-0	0-0	2	0	0	4
J. Parks	11	0-0-0	0-0	0-0	0	1	2	2
Florida State	11	26-14-5	15-24	41-42	3	2	366	
Opponents	11	14-12-0	8-17	21-22	2	0	205	

PUNTING	G	NO.	YARDS	AVG.	BK.	LP (OPP)
L. Berry	11	46	1932	42.0	0	60 (Mia)
Opponents	11	63	2190	34.7	4	63 (SM)

FIELD GOALS	G	FG	FGA	Pct.	18-29	30-39	40-49	50+
D. Schmidt	11	15	24	62.5	2-3	9-10	3-9	1-2
Opponents	11	8	17	47.0	5-5	3-7	0-4	0-2

Schmidt Field Goal Attempts (M-Denotes Miss): 24, 53M, 46, 46M, 45M, 36M, 30, 48M, 41, 53, 36, 36, 38, 45, 33, 33, 19M, 34, 46M, 36, 21, 46M

ALL RETURNS	Punt (#-Yds-TD-LP)	Kickoff (#-Yds-TD-LP)	Interception (#-Yds-TD-LP)	Miscellaneous (#-Yds-TD-LP)
D. Sanders	31-290-0-32	1-26-0-26	4-29-0-0	0-0-0-0
D. Holloman	0-0-0-0	4-69-0-21	0-0-0-0	0-0-0-0
K. Ross	1-(+)-0-0	22-583-1-77	0-0-0-0	0-0-0-0
D. Carter	0-0-0-0	8-247-1-90	0-0-0-0	0-0-0-0
L. Sutton	0-0-0-0	2-36-0-12	0-0-0-0	0-0-0-0
F. Hayes	1-2-0-2	0-0-0-0	1-20-1-20	0-0-0-0
C. Thomas	4-9-0-11	1-6-0-6	0-0-0-0	0-0-0-0
J. Parks	0-0-0-0	2-32-0-22	0-0-0-0	0-0-0-0
J. Eaford	0-0-0-0	0-0-0-0	1-2-0-2	0-0-0-0
T. Warren	1-8-0-8	0-0-0-0	0-0-0-0	0-0-0-0
D. Dodge	0-0-0-0	0-0-0-0	2-47-1-47	0-0-0-0
P. McGowan	0-0-0-0	1-(-)-5-0-0	0-0-0-0	0-0-0-0
S. Shiver	0-0-0-0	0-0-0-0	1-0-0-0	1-29-0-29
T. Sanders	0-0-0-0	0-0-0-0	2-33-0-20	0-0-0-0
Al. Williams	1-39-0-39	0-0-0-0	0-0-0-0	1-12-0-12
B. Schuets	0-0-0-0	0-0-0-0	1-6-0-6	0-0-0-0
G. Newell	0-0-0-0	0-0-0-0	1-0-0-0	0-0-0-0
E. Williams	0-0-0-0	0-0-0-0	2-51-1-51	0-0-0-0
Florida State	39-345-0-39	41-994-2-90	15-188-3-51	2-41-0-41
Opponents	19-84-0-26	60-1158-0-41	14-152-0-36	0-0-0-0

Individual Game-By-Game Statistical Leaders

RUSHING	Smith	Floyd	T. Holloman	Palmer	D. Williams	D. Carter	Ross	Fells
Toledo	12-69	9-58	3-6	4-14	4-46	0-0	6-35	0-0
Nebraska	9-72	5-44	1-2	0-0	5-(-2)	0-0	3-(-1)	0-0
North Carolina	14-64	4-12	7-43	1-1	0-0	0-0	0-0	2-13
Michigan	13-75	14-58	5-6	0-0	0-0	0-0	0-0	0-0
Tulane	13-60	16-93	5-24	1-5	0-0	2-16	5-32	0-0
Wichita State	DNP	6-44	5-24	4-16	DNP	7-18	3-11	DNP
Louisville	14-81	18-110	2-4	2-7	8-45	5-35	2-9	7-52
Miami	0-0	11-42	4-18	0-0	2-7	3-0	5-25	DNP
South Carolina	DNP	24-115	7-24	0-0	5-17	3-17	7-56	DNP
Southern Miss	4-74	12-65	DNP	1-4	8-30	2-9	3-8	2-1
Florida	24-116	10-13	6-34	0-0	6-5	0-0	5-17	0-0

RECEIVING	Gainer	D. Holloman	Floyd	T. Holloman	Carter	Ross	Lewis	DiMare	Smith	G. White	O'Malley
Toledo	5-60	4-81	3-13	4-61	4-32	2-3	1-2	1-9	0-0	0-0	0-0
Nebraska	2-23	1-13	1-30	0-0	2-13	1(-2)	0-0	0-0	0-0	1-9	0-0
North Carolina	0-0	2-48	1-23	3-24	0-0	1-2	1-28	0-0	3-19	0-0	0-0
Michigan	4-80	1-16	3-34	1-4	0-0	0-0	1-6	0-0	0-0	0-0	0-0
Tulane	3-36	3-15	3-33	0-0	1-7	0-0	2-32	1-11	0-0	2-19	2-29
Wichita State	4-102	DNP	0-0	2-10	1-21	1-2	3-77	2-41	DNP	0-0	3-21
Louisville	4-54	2-55	1-0	0-0	1-12	0-0	0-0	1-12	0-0	0-0	1-22
Miami	0-0	0-0	3-28	3-13	3-37	0-0	0-0	1-7	1-20	0-0	2-21
South Carolina	3-56	1-14	4-60	1-4	1-23	0-0	DNP	1-6	DNP	DNP	3-24
Southern Miss	2-30	0-0	2-10	DNP	1-20	2-9	DNP	1-19	0-0	DNP	2-31
Florida	0-0	0-0	0-0	0-0	2-9	0-0	DNP	0-0	0-0	DNP	3-39

INDIVIDUAL PASSING OPPONENT	Att-Comp-Int-Yds-TD			Att-Comp-Int-Yds-TD			Att-Comp-Yds-TD		
	Ferguson			McManus			Willis		
Toledo	28-17-2-176-0			1-1-0-9-0			11-8-0-96-1		
Nebraska	17-9-0-97-1			DNP			DNP		
North Carolina	13-6-0-86-0			DNP			12-8-1-109-1		
Michigan	19-6-3-73-1			6-4-0-67-1			DNP		
Tulane	1-0-0-0			25-16-1-171-0			3-2-0-33-0		
Wichita State	9-4-0-66-0			19-11-0-201-3			4-4-0-71-1		
Louisville	5-2-0-23-0			15-9-0-143-3			14-7-1-72-0		
Miami	3-0-0-0-0			15-8-0-84-0					
South Carolina	22-15-1-228-1			0-0-0-0-0			7-4-2-51-0		
Southern Miss	11-4-1-58-1			16-11-0-149-0			0-0-0-0-0		
Florida	DNP			15-5-1-48-0			DNP		

Season Highs

INDIVIDUAL	Florida State	Opponents
Long Rush, TD	63, Smith vs. Southern Miss	20, S. Taylor, Nebraska
Long Rush, No TD	33, Floyd vs. Nebraska	35, V. Smith, Wichita State
Long Pass, TD	44, McManus to D. Holloman vs. Louisville	52, Anderson to Alston, S. Miss
Long Pass, No TD	48, McManus to R. White vs. S. Miss	65, Jones to Allen, Tulane
Long Punt Return, TD	None	None
Long Punt Return, No TD	39, Al. Williams vs. Miami	26, Brinson, Nebraska
Long Kickoff Return, TD	90, D. Carter vs. Miami	None
Long Kickoff Return, No TD	71, Ross vs. Florida	41, Hughley, Toledo
Long Int. Return, TD	51, E. Williams vs. Southern Miss	None
Long Int. Return, No TD	31, D. Sanders vs. Miami	36, Philpot, South Carolina
Long Punt	60, Berry vs. Miami	63, Knighten, Southern Miss
Long Field Goal Made	53, Schmidt vs. Louisville	38, Klein, Nebraska
Most TDs Scored	3, Floyd vs. South Carolina	2, Several Players
Most TDs Accounted For	4, McManus vs. Louisville (3 Pass, 1 Run)	5, Testaverde, Miami (3 Pass, 2 Run)
Most Points	18, Floyd vs. South Carolina	14, Jones, Tulane
Most Passes Attempted	28, Ferguson vs. Toledo	36, Jones, Tulane
Most Passes Completed	17, Ferguson vs. Toledo	21, Testaverde, Miami
Most Passing Yardage	228, Ferguson vs. South Carolina	315, Testaverde, Miami
Most Rushing Attempts	24, Floyd vs. South Carolina	22, S. Taylor, Nebraska
Most Rushing Yards	116, Smith vs. Florida	139, S. Taylor, Nebraska
Most Passes Caught	5, Gainer vs. Toledo	7, Irvin, Miami
Most Reception Yardage	102, Gainer vs. Wichita State	124, Sharpe, South Carolina
Most Offensive Plays	30, Ferguson vs. Toledo	53, Jones, Tulane
Most Yards Total Offense	236, Ferguson vs. South Carolina	282, Testaverde, Miami
Most Kickoff Returns	4, D. Holloman vs. Nebraska	8, Stephens, Louisville
Most Kickoff Return Yards	4, Ross vs. South Carolina	
Most Punt Return Yards	123, Ross vs. Tulane	157, Stephens, Louisville
Most Punt Returns	5, D. Sanders vs. North Carolina	4, Starr, North Carolina
Most Punt Return Yards	69, D. Sanders vs. North Carolina	26, Brinson, Nebraska
Most Interceptions	2, D. Sanders vs. North Carolina	2, Hicks, Michigan
	2, E. Williams vs. Southern Miss	

Individual Statistics—Defense

NAME	Tackles	Assists	Total Hits	Big Plays
Paul McGowan	85	44	129	3-CF, 1-FR, 8-TFL, 3-PBU, 1-QP
Greg Newell	50	51	101	1-PBU, 1-INT, 1-CF
Fred Jones	50	48	98	1-FR, 3-CF, 4-PBU, 5-QP, 5-TFL, 3-QS, 1-FR
Stan Shiver	42	30	72	2-CF, 3-PBU, 3-QP, 3-TFL, 3-QS, 1-INT, 1-FR
Thomas Harp	37	33	70	4-TFL, 4-QS, 1-QP
Deion Sanders	34	27	61	2-CF, 8-PBU, 1-TFL, 1-FR, 4-INT, 2-QP
Gerald Nichols	26	33	59	19-QP, 3-TFL, 1-QS, 1-FR
Terry Warren	29	29	58	5-QS, 7-QP, 3-TFL, 1-CF, 1-PBU
Felton Hayes	30	20	50	1/2-QS, 3-PBU, 1-BK, 1-INT, 1-QP
Martin Mayhew	21	18	39	1-FR, 3-PBU
Odell Haggins	24	13	37	3-TFL, 4-PBU, 1-FR, 1-QP
Steve Gabbard	16	19	35	1-PBU, 1-TFL, 5-QP
Eric Hayes	13	20	33	5-QP, 3-TFL, 1-FR, 1-QS, 1-CF, 1-PBU
Eric Williams	17	14	31	4-PBU, 1-BK, 1-CF, 1-FR, 2-INT
Dedrick Dodge	16	14	30	2-PBU, 2-INT
Kevin Grant	9	15	24	2-TFL, 1-QS
John Eaford	13	11	24	4-TFL, 3-QP, 1-INT
Al Williams	13	9	22	1-TFL, 1-BK, 1-FR
John Parks	14	6	20	1/2-QS, 1-BK, 1-CF
Shelton Thompson	11	9	20	3-QS, 2-TFL, 2-QP
Tracy Sanders	17	1	18	2-PBU, 2-INT
John Hadley	10	6	16	
Brian Davis	9	7	16	1-TFL, 1-FR, 1-QS, 2-QP, 1-CF
Anthony Williams	6	5	11	1-QP
Wes Harris	5	5	10	
Bart Schuets	5	5	10	1-PBU, 8-QP, 1-INT, 1-QS
Eric Krohn	5	3	8	2-TFL, 7-QP, 1-QS, 1-CF
Keith Carter	4	1	5	
Lenny Sutton	3	2	5	
Curtis Thomas	3	1	4	1-CF
Bruce Heggie	2	2	4	1-FR
John Brown	2	1	3	1-TFL
Phil Carolla	2	1	3	
Eric Stiehl	2	0	2	1-QS
Louis Berry	0	0	0	1-CF
Rick Tuten	0	0	0	1-FR

LEGEND: CF—Cause Fumble; FR—Fumble Recovery, TFL—Tackle For Loss; QS—Quarterback Sack; QP—Quarterback Pressure; PBU—Pass Broken Up; INT—Interception; BK—Blocked Kick

QUARTERBACK SACK YARDAGE: Krohn 1(-8), Stiehl 1(-9), Nichols 1(-8), Thompson 3(-30), Warren 5(-31), F. Hayes 1/2(-7), Parks 1/2(-7), Jones 3(-14), Davis 1(-14), Shiver 3(-30), Harp 4(-12), E. Hayes 1(-11), Schuets 1(-6), Grant 1(-8)

GAME-BY-GAME LEADERS IN TOTAL TACKLES

Toledo	Felton Hayes (8), Paul McGowan (7), Fred Jones (7), Gerald Nichols (7)
Nebraska	Paul McGowan (18), Fred Jones (16), Greg Newell (15), Thomas Harp (11)
North Carolina	Paul McGowan (14), Greg Newell (13), Felton Hayes (11), Terry Warren (10)
Michigan	Paul McGowan (20), Greg Newell (13), Fred Jones (11), Odell Haggins (8)
Tulane	Paul McGowan (9), Terry Warren (7), Fred Jones (6), Greg Newell (6)
Wichita State	Odell Haggins (10), Terry Warren (9), Stan Shiver (7), Brian Davis (7)
Louisville	Paul McGowan (7), Felton Hayes (6), Fred Jones (5), Terry Warren (5)
Miami	Paul McGowan (17), Greg Newell (15), Fred Jones (10), Deion Sanders (7)
South Carolina	Paul McGowan (9), Fred Jones (8), Stan Shiver (8), Greg Newell (8)
Southern Miss	Kevin Grant (11), Stan Shiver (9), Greg Newell (9), Odell Haggins (9)
Florida	Paul McGowan (16), Fred Jones (14), Stan Shiver (11), Greg Newell (8)

Honor Roll

Associated Press All-American

Deion Sanders (3rd team)
Pat Carter (HM)
Pat Tomberlin (HM)
Derek Schmidt (HM)
Gerald Nichols (HM)
Paul McGowan (HM)
Fred Jones (HM)
Louis Berry (HM)

UPI All-American

Deion Sanders (HM)

Sporting News All-American

Deion Sanders (1st team)

Football News Sophomore All-American

Deion Sanders (1st team)
Pat Tomberlin (2nd team)
Steve Gabbard (2nd team)
Jason Kuipers (3rd team)

Football News Freshman All-American

Sammie Smith (1st team)

All-South Independent

Louis Berry (1st team)
Gerald Nichols (1st team)
Paul McGowan (1st team)
Pat Carter (1st team)
Pat Tomberlin (1st team)
Deion Sanders (1st team)
Herb Gainer (2nd team)
Fred Jones (2nd team)
Derek Schmidt (2nd team)

All-Metro Conference

Jim Hendley (1st team)
Pat Tomberlin (1st team)
Gerald Nichols (1st team)
Paul McGowan (1st team)
Deion Sanders (1st team)
Louis Berry (1st team)
Pat Carter (2nd team)
Victor Floyd (2nd team)
Herb Gainer (2nd team)
Derek Schmidt (2nd team)
Stan Shiver (2nd team)
Thomas Harp (2nd team)

Jim Thorpe Award

Deion Sanders (Finalist)

CoSIDA Academic All-American

David Palmer (All-Region III)

UPI Southeast Player of Week

Felton Hayes (North Carolina)

Senior Bowl

Gerald Nichols (Participant)

Hula Bowl

Fred Jones (Participant)
Gerald Nichols (Participant)



Louis Berry



Pat Carter



Herb Gainer



Fred Jones



Paul McGowan



Gerald Nichols



Deion Sanders



Derek Schmidt



Pat Tomberlin

