



# RECORD BOOK





**F**orty years of Seminole Football have produced performances that have not been forgotten. Some of the young men on the 1987 team, like cornerback Deion Sanders, have already made a name for themselves in FSU history.

# Individual Records



(Bowl games not included) \*NCAA Record \*\*NCAA Freshman Record

## TOTAL OFFENSE

### Most Plays

Game—61, Gary Huff vs. Houston, Nov. 4, 1972  
 Season—429, Gary Huff, 1972  
 Career—921, Gary Huff, 1970-72

### Most Yards Gained

Game—490, Bill Cappleman vs. Memphis State, Nov. 15, 1969  
 Season—2,770, Gary Huff, 1972  
 Career—6,086, Gary Huff, 1970-72

### Most Touchdowns Responsible For

Game—6, Gary Huff vs. South Carolina, Oct. 23, 1971  
 Season—26, Gary Huff, 1972; Bill Cappleman, 1968  
 Career—54, Gary Huff, 1970-72

## RUSHING

### Most Rushes

Game—33, Greg Allen vs. East Carolina, Sept. 3, 1983  
 Season—239, Larry Key, 1977  
 Career—625, Larry Key, 1974-77

### Most Yards Gained

\*\*Game—322, Greg Allen vs. Western Carolina, Oct. 31, 1981  
 Season—1,134, Greg Allen, 1983  
 Career—3,769, Greg Allen, 1981-84

### Most Yards Gained (Season)

By a Freshman—888, Greg Allen, 1981  
 By a Sophomore—817, Homes Johnson, 1978  
 By a Junior—1,134, Greg Allen, 1983  
 By a Senior—1,117, Larry Key, 1977

### Most Games Gaining 100 Yards

Season—6, Sam Platt, 1980; Greg Allen, 1984  
 Career—16, Greg Allen, 1981-84

### Consecutive 100-Yard Games

Career—3, Sam Platt, 1980; Greg Allen, 1981 and 1983;  
 Roosevelt Snipes, 1984

### Most Games Gaining 200 Yards

Season—2, Greg Allen, 1981  
 Career—4, Greg Allen, 1981-84

### Most Games Gaining 300 Yards

Season—1, Greg Allen, 1981  
 Career—1, Greg Allen, 1981

### Highest Average Per Rush

Game (Min. 10 atts.)—14.1, (15-212), Victor Floyd vs. South Carolina, Nov. 9, 1985; (Min. 20 atts.)—10.1, (22-223), Greg Allen vs. Arizona State, Nov. 4, 1984  
 Season (Min. 100 atts.)—7.3, (133-971), Greg Allen, 1984  
 Career (Min. 200 atts.)—6.0, Greg Allen, 1981-84

### Most TDs Rushing

Game—4, Greg Allen vs. South Carolina, Nov. 6, 1982; vs. Louisville, Nov. 13, 1982  
 Season—20, Greg Allen, 1982  
 Career—44, Greg Allen, 1981-84

### Longest Rush

Game—97, Larry Key vs. Virginia Tech, Nov. 11, 1976

### Most All-Purpose Yardage

\*Game—417, Greg Allen vs. Western Carolina, Oct. 31, 1981  
 Season—1,605, Greg Allen, 1982  
 Career—4,996, Greg Allen, 1981-84

## PASSING

### Highest Passing Efficiency Rating

Season (Min. 10 atts./game)—151.8, Blair Williams, 1982  
 Career (Min. 150 cmp./game)—133.0, Gary Huff, 1970-72

### Most Passes Attempted

Game—58, Gary Huff vs. Florida, Oct. 7, 1972  
 Season—385, Gary Huff, 1972  
 Career—796, Gary Huff, 1970-72

### Most Passes Completed

Game—31, Bill Cappleman vs. Memphis State, Nov. 15, 1969  
 Season—206, Gary Huff, 1972  
 Career—436, Gary Huff, 1970-72

### Highest Completion Percentage

Game (Min. 15 atts.)—84.0, (21-25), Gary Huff vs. Virginia Tech, Oct. 2, 1971  
 Season (Min. 100 atts.)—61.0, (94-154), Wally Woodham, 1977  
 Career (Min. 300 atts.)—57.4, (273-476), Wally Woodham, 1975, 77-79

### Most Passes Intercepted

Game—5, Bill Cappleman vs. Virginia Tech, Nov. 2, 1968  
 Season—23, Gary Huff, 1972  
 Career—42, Gary Huff, 1970-72

### Lowest Interception Percentage

Season (Min. 100 atts.)—1.65, (2-121), Steve Tensi, 1962  
 Career (Min. 300 atts.)—4.27, (15-351), Kim Hammond, 1965-67

### Most Yards Gained

Game—508, Bill Cappleman vs. Memphis State, Nov. 15, 1969  
 Season—2,893, Gary Huff, 1972  
 Career—6,378, Gary Huff, 1970-72

### Most 200-Yard Games

Season—9, Gary Huff, 1972  
 Career—15, Gary Huff, 1970-72

### Consecutive 200-Yard Games

Career—11, Gary Huff, 1971-72

### Most 300-Yard Games

Season—3, Gary Huff, 1971; Kim Hammond, 1967  
 Career—5, Gary Huff, 1970-72

### Consecutive 300-Yard Games

Career—3, Kim Hammond, 1967

### Most Yards Per Attempt

Game (Min. 15 atts.)—15.0, (374-25), Gary Huff vs. Virginia Tech, Oct. 2, 1971  
 Season (Min. 100 atts.)—8.6, (1,535-179), Jimmy Black, 1976  
 Career (Min. 300 atts.)—8.0, (6,378-796), Gary Huff, 1970-72

**Most Yards Per Completion**

Game (Min. 15 atts.)—23.8, (285-12), Gary Huff vs. Tulsa, Nov. 20, 1971  
 Season (Min. 100 atts.)—15.6, (1,218-78), Eric Thomas, 1984  
 Career (Min. 300 atts.)—14.6, (6,378-436), Gary Huff, 1970-72

**Most TD Passes**

Game—5, Gary Huff vs. South Carolina, Oct. 23, 1971; Bill Cappleman vs. Wake Forest, Nov. 23, 1968  
 Season—25, Bill Cappleman, 1968; Gary Huff, 1972  
 Career—52, Gary Huff, 1970-72

**Consecutive Games with TD Pass**

Career—13, Gary Huff, 1971-72

**Longest Pass**

Game—96, Kurt Unglaub from Jimmy Jordan vs. Virginia Tech, Nov. 20, 1976

**RECEIVING****Most Passes Caught**

Game—16, Ron Sellers vs. South Carolina, Oct. 26, 1968  
 Season—86, Ron Sellers, 1968  
 Career—212, Ron Sellers, 1966-68

**Consecutive Games Catching a Pass**

Career—30, Ron Sellers, 1966-68

**Most Yards Gained**

Game—260, Ron Sellers vs. Wake Forest, Nov. 23, 1968  
 Season—1,496, Ron Sellers, 1968  
 \*Career—3,598, Ron Sellers, 1966-68

**Highest Average Per Reception**

Game (Min. 5 rec.)—34.6, (173-5), Ron Sellers vs. Maryland, Sept. 21, 1968  
 Season (Min. 30 rec.)—21.7, (738-34), Hassan Jones, 1985  
 Career (Min. 70 rec.)—20.1, (2,392-119), Barry Smith, 1970-72

**Most TD Passes Caught**

Game—5, Ron Sellers vs. Wake Forest, Nov. 23, 1968  
 Season—13, Barry Smith, 1972  
 Career—25, Barry Smith, 1970-72

**Yards Gained Per Game**

Season—149.6, Ron Sellers, 1968  
 Career—119.9, Ron Sellers, 1966-68

**Most 100-Yard Receiving Games**

Season—8, Barry Smith, 1972  
 Career—18, Ron Sellers, 1966-68

**Most 200-Yard Receiving Games**

Season—4, Ron Sellers, 1968  
 Career—5, Ron Sellers, 1966-68

**SCORING****Most Points**

Game—30, Ron Sellers vs. Wake Forest, Nov. 23, 1968  
 Season—126, Greg Allen, 1982  
 Career—278, Greg Allen, 1981-84

**Most Touchdowns**

Game—5, Ron Sellers vs. Wake Forest, Nov. 23, 1968  
 Season—21, Greg Allen, 1982  
 Career—46, Greg Allen, 1981-84

**Most PAT Attempted**

Game—10, Derek Schmidt vs. Tulsa, Oct. 19, 1985

Season—53, Philip Hall, 1982  
 Career—128, Derek Schmidt, 1984-86

**Most PAT Made**

Game—10, Derek Schmidt vs. Tulsa, Oct. 19, 1985  
 Season—52, Philip Hall, 1982  
 Career—127, Derek Schmidt, 1984-86

**Highest Percentage of PAT Made**

Season (Min. 25 att.)—100.0, (38-38), Bill Capece, 1980; Derek Schmidt (42-42), 1984 and (44-44), 1985  
 Career (Min. 50 att.)—99.2, (127-128), Derek Schmidt, 1984-1986

**Consecutive PAT**

Career—108, Derek Schmidt, 1984-86

**Most Points Kicking**

Game—18, Bill Capece vs. Pittsburgh, Oct. 11, 1980  
 Season—104, Bill Capece, 1980  
 Career—277, Derek Schmidt, 1984-86

**PUNTING****Most Punts**

Game—12, Joe Downey vs. Houston, Nov. 3, 1973; Bill Cheshire vs. Florida, Sept. 28, 1968  
 Season—81, Joe Downey, 1973  
 Career—244, Rohn Stark, 1978-81

**Highest Average**

Game (Min. 5 punts)—54.8, (329-6), Rohn Stark vs. Florida, Nov. 28, 1981  
 Season (Min. 30 punts)—46.0, (2,941-64), Rohn Stark, 1981  
 Career (Min. 100 punts)—42.7, (10,418-244), Rohn Stark, 1978-81

**Most Yards on Punts**

Game—465, Joe Downey vs. Houston, Nov. 3, 1973  
 Season—3,092, Joe Downey, 1973  
 Career—10,418, Rohn Stark, 1978-81

**Longest Punt**

Game—84, Tommy Brown vs. Tampa, 1950

**PUNT RETURNS****Most Punt Returns**

Game—10, David Snell vs. South Carolina, Oct. 24, 1970  
 Season—40, David Snell, 1970  
 Career—102, David Snell, 1970-72

**Most Yards on Punt Returns**

Game—137, Bobby Jackson vs. Virginia Tech, Nov. 16, 1974  
 Season—363, David Snell, 1970  
 Career—850, David Snell, 1970-72

**Highest Average Per Punt Return**

Game (Min. 3)—45.7, (137-3), Bobby Jackson vs. Virginia Tech, Nov. 16, 1974  
 Season (Min. 10)—20.1, (241-12), Phil Abaira, 1969  
 Career (Min. 25)—14.0, (377-27), Buddy Blankenship, 1964-65

**Most TDs on Punt Returns**

Game—2, Joe Wessel vs. Arizona State, Nov. 3, 1984  
 Season—3, Joe Wessel, 1984  
 Career—3, Joe Wessel, 1981-84

**Longest Punt Return**

Game—92, Phil Abaira vs. North Carolina, Nov. 22, 1969

## KICKOFF RETURNS

### Most Kickoff Returns

Game—6, Larry Key vs. Miami, Sept. 24, 1977 and vs. Miami, Sept. 18, 1976; Joe Goldsmith vs. Mississippi State, Oct. 13, 1973; Billy Allen vs. East Carolina, 1983  
 Season—29, Joe Goldsmith, 1973  
 Career—67, Larry Key, 1974–77

### Most Yards on Kickoff Returns

Game—184, Leon Bright vs. Virginia Tech, Nov. 16, 1974  
 Season—583, Keith Ross, 1986  
 Career—1,348, Larry Key, 1974–77

### Highest Average Per Kickoff Return

Game (Min. 3)—46.0, (184-4), Leon Bright vs. Virginia Tech, Nov. 16, 1974  
 Season (Min. 10)—27.5, (358-13), Bill Odom, 1955  
 Career (Min. 35)—25.7, (1001-39), Keith Ross, 1985–86

### Most TDs on Kickoff Returns

Game—1, 10 players, latest Dexter Carter, Miami, Nov. 1, 1986  
 Season—1, 10 players, latest Dexter Carter, Miami, Nov. 1, 1986  
 Career—2, Eddie McMillian, 1970–72; T.K. Wetherell, 1964–66

### Longest Kickoff Return

Game—100, Leon Bright vs. Virginia Tech, Nov. 16, 1974; Bill Moreman/T.K. Wetherell vs. Kentucky, Oct. 9, 1965; Keith Ross/Dexter Carter vs. Miami, Nov. 1, 1986

## FIELD GOALS

### Most Field Goals Attempted

Game—8, Frank Fontes vs. Wake Forest, Sept. 26, 1970  
 Season—30, Bill Capece, 1980  
 Career—73, Derek Schmidt, 1984–86

### Most Field Goals Made

Game—5, Bill Capece vs. Pittsburgh, Oct. 11, 1980  
 Season—22, Bill Capece, 1980  
 Career—50, Derek Schmidt, 1984–86

### Highest Percentage of Field Goals Made

Season (Min. 10 atts.)—73.3, (22-30), Bill Capece, 1980  
 Career (Min. 40 atts.)—68.5, (50-73), Derek Schmidt, 1984–86

### Longest Field Goal Made

Game—54, Derek Schmidt vs. Miami, Sept. 22, 1984

## BLOCKED KICKS

### Most Blocked Kicks

Game—2, Joe Wessel vs. Temple, Sept. 29, 1984; J.T. Thomas vs. Louisville, Sept. 12, 1970  
 Season—5, Joe Wessel, 1984  
 Career—7, Bobby Butler, 1977–80

### Most Blocked Punts

Game—1, many players, latest John Hadley vs. Miami, Nov. 2, 1985  
 Season—4, Joe Wessel, 1984  
 Career—6, Bobby Butler, 1977–80

### Most Blocked Field Goals

Game—2, J.T. Thomas vs. Louisville, Sept. 12, 1970  
 Season—2, J.T. Thomas, 1970  
 Career—2, Alphonso Carreker, 1980–83; J.T. Thomas, 1969–71

### Most TDs Scored Off Blocked Kicks

Game—2, Joe Wessel vs. Arizona State, Nov. 3, 1984  
 Season—3, Joe Wessel, 1984  
 Career—3, Joe Wessel, 1981–84

### Most TDs Scored Off Blocked Punts

Game—2, Joe Wessel vs. Arizona State, Nov. 3, 1984  
 Season—3, Joe Wessel, 1984  
 Career—3, Joe Wessel, 1981–84

### Most TDs Scored Off Blocked Field Goals

Game—1, many players, latest Eric Riley vs. Temple, Sept. 29, 1984  
 Season—1, many players, latest Eric Riley, 1984  
 Career—1, many players, latest Eric Riley, 1980–84

## FUMBLES

### Caused Fumbles

Game—2, many players  
 Season—13, Ron Simmons, 1977  
 Career—17, Ron Simmons, 1977–80

### Fumble Recoveries

Game—3, Ron Wallace vs. Wichita State, Sept. 20, 1969  
 Season—6, Ron Wallace, 1969  
 Career—8, Ron Simmons, 1977–80; Willie Jones, 1975–78; Ron Wallace, 1968–70

## TACKLES

### Total Tackles

Game—29, Dale McCullers vs. Texas A&M, Oct. 5, 1968  
 Season—181, Aaron Carter, 1977  
 Career—512, Aaron Carter, 1974–77

### Quarterback Sacks

Game—5, Ron Simmons vs. North Texas State, Oct. 29, 1977  
 Season—12, Ron Simmons, 1977  
 Career—25, Ron Simmons, 1977–80

### Tackles for Loss

Game—4, Isaac Williams vs. Temple, Sept. 29, 1984  
 Season—17, Ron Simmons, 1979  
 Career—44, Ron Simmons, 1977–80

## INTERCEPTIONS

### Most Passes Intercepted

Game—3, Willie Whitehead vs. Virginia Tech, Oct. 10, 1959; James Thomas vs. Kansas State, Nov. 21, 1970  
 Season—8, Monk Bonasorte, 1979  
 Career—15, Monk Bonasorte, 1978–80

### Most Yards on Interceptions

Game—100, Deion Sanders vs. Tulsa, Oct. 19, 1985  
 Season—111, Willie Whitehead, 1959  
 Career—197, Harvey Clayton, 1979–82

### Most TDs on Interceptions

Game—1, many players, latest Martin Mayhew vs. North Carolina, Oct. 26, 1985  
 Season—1, many players, latest Martin Mayhew vs. North Carolina, Oct. 26, 1985  
 Career—1, many players, latest Martin Mayhew vs. North Carolina, Oct. 26, 1985

### Longest Interception Return

Game—100, Deion Sanders vs. Tulsa, Oct. 19, 1985

# Team Records



## TEAM— Single-Game Offense

### TOTAL OFFENSE

**Most Plays**—100, vs. East Carolina, Sept. 20, 1980  
**Most Plays, Both Teams**—173, vs. San Diego State, Oct. 27, 1973  
**Most Yards Gained**—706, vs. East Carolina, Oct. 16, 1982  
**Most Yards Gained, Both Teams**—1,219, Arizona State, Nov. 3, 1984  
**Most Touchdowns**—9, vs. East Carolina, Sept. 20, 1980; vs. Memphis State, Nov. 17, 1979

### RUSHING

**Most Rushes**—81, vs. East Carolina, Sept. 20, 1980  
**Most Rushes, Both Teams**—120, vs. Oklahoma, Sept. 25, 1976  
**Most Yards**—479, vs. Western Carolina, Oct. 31, 1981  
**Most Yards, Both Teams**—706, vs. Louisville, Nov. 13, 1982  
**Most Touchdowns**—7, vs. East Carolina, Sept. 20, 1980

### PASSING

**Most Passes Attempted**—59, vs. Florida, Oct. 7, 1972  
**Most Passes Attempted, Both Teams**—94, vs. Ohio State, Oct. 3, 1981  
**Most Passes Completed**—31, vs. Memphis State, Nov. 15, 1969  
**Most Passes Completed, Both Teams**—56, vs. Ohio State, Oct. 3, 1981  
**Highest Percentage Completed (Min. 20 atts.)**—84.0, (21-25), vs. Virginia Tech, Oct. 2, 1971  
**Most Passes Intercepted**—7, vs. South Carolina, Nov. 10, 1984  
**Most Yards Gained**—508, vs. Memphis State, Nov. 15, 1969  
**Most Yards Gained, Both Teams**—761, vs. South Carolina, Oct. 25, 1968  
**Touchdown Passes**—5, vs. Wake Forest, Nov. 23, 1968; vs. South Carolina, Oct. 23, 1971; vs. Tulsa, Oct. 19, 1985

### SCORING

**Most Points**—76, vs. Tulsa, Oct. 19, 1985  
**Most Points, Both Teams**—96, vs. Arizona State, Nov. 3, 1984  
**Greatest Margin of Victory**—74, vs. Whiting Field, 1949\*, 59, vs. Louisville, 1953  
**Greatest Margin of Defeat**—49, vs. Florida, 1973  
**Most Touchdowns**—10, vs. Tulsa, Oct. 19, 1985  
**Most Touchdowns, Both Teams**—13, vs. East Carolina, Sept. 3, 1983  
**Most PAT Made**—9, vs. East Carolina, Sept. 20, 1980  
**Most PAT Made, Both Teams**—12, vs. Tulsa, Oct. 19, 1985  
**Most Field Goals Made**—5, vs. Pittsburgh, Oct. 11, 1980  
**Most Field Goals Made, Both Teams**—6, vs. Florida, Dec. 3, 1983

\*Not recognized by the NCAA

### FIRST DOWNS

**Most First Downs**—36, vs. East Carolina, Sept. 20, 1980  
**Most First Downs, Both Teams**—55, vs. Louisiana St. Sept. 10, 1983; vs. Arizona State, Nov. 3, 1984  
**Most Rushing First Downs**—24, vs. East Carolina, Sept. 20, 1980  
**Most Rushing First Downs, Both Teams**—32, vs. Auburn, Oct. 23, 1976  
**Most Passing First Downs**—21, vs. Memphis State, Nov. 17, 1979  
**Most Passing First Downs, Both Teams**—37, vs. South Carolina, Oct. 26, 1968  
**Most Penalty First Downs**—4, vs. Furman, Sept. 29, 1962; vs. Pittsburgh, Oct. 17, 1981; vs. South Carolina, Nov. 10, 1984; vs. Florida, Dec. 1, 1984; vs. South Carolina, Nov. 9, 1985  
**Most Penalty First Downs, Both Teams**—7, vs. Pittsburgh, Oct. 17, 1981

### PUNTING

**Most Punts**—12, vs. Houston, Nov. 3, 1973; vs. Florida, Sept. 28, 1968  
**Highest Average (Min. 5)**—54.8, (329-6) vs. Florida, Nov. 28, 1981

### PUNT RETURNS

**Most Punt Returns**—10, vs. South Carolina, Oct. 24, 1970  
**Most Yards Gained**—171, vs. Virginia Tech, Nov. 16, 1974  
**Most Touchdowns**—2, vs. Arizona State, Nov. 3, 1984

### KICKOFF RETURNS

**Most Kickoff Returns**—9, vs. Miami, Sept. 18, 1976; vs. Auburn, Nov. 19, 1960  
**Most Yards Gained**—205, vs. Virginia Tech, Nov. 16, 1974  
**Most Touchdowns**—1, nine times, latest vs. Miami, Nov. 1, 1986

### FUMBLES

**Most Fumbles**—10, vs. Wichita State, Sept. 20, 1969  
**Most Fumbles, Both Teams**—27, vs. Wichita State, Sept. 20, 1969  
**Most Fumbles, Lost**—7, vs. Wichita State, Sept. 20, 1969  
**Most Fumbles, Lost, Both Teams**—17, vs. Wichita State, Sept. 20, 1969

### PENALTIES

**Most Penalties**—15, vs. Florida, Nov. 29, 1986  
**Most Penalties, Both Teams**—31, vs. South Carolina, Nov. 9, 1985  
**Most Yards Penalized**—172, vs. Furman, Sept. 21, 1957  
**Most Yards Penalized, Both Teams**—264, vs. South Carolina, Nov. 9, 1985

## TEAM— Single-Game Defense

### TOTAL DEFENSE

**Fewest Plays**—38, vs. Memphis State, Nov. 4, 1967  
**Fewest Yards**—23, vs. Citadel, Sept. 15, 1962  
**Most Yards**—651, vs. Arizona State, Nov. 3, 1984

### RUSHING DEFENSE

**Fewest Rushes**—22, vs. Pittsburgh, Oct. 11, 1980  
**Fewest Yards**—18, vs. Miami (36 carries), Nov. 2, 1985  
**Most Yards**—466, vs. Houston, Nov. 23, 1974

### PASS DEFENSE

**Fewest Passes Attempted**—4, vs. Georgia Tech, Oct. 4, 1975; vs. Virginia Tech, Oct. 11, 1975; vs. Memphis State, Nov. 4, 1967  
**Fewest Passes Completed**—0, vs. William & Mary, Oct. 22, 1960  
**Lowest Percentage Completed (Min. 10 atts.)**—15.4, (2-13), vs. Kansas State, Oct. 2, 1976; vs. Citadel, Sept. 15, 1962  
**Fewest Yards**—0, vs. William & Mary, Oct. 22, 1960  
**Most Yards**—532, vs. Arizona State, Nov. 3, 1984  
**Most Passes Intercepted**—5, five times, latest vs. Florida, Nov. 23, 1979  
**Most Yards on Interceptions**—134, vs. Tulsa, Oct. 19, 1985  
**Most TDs on Interceptions**—2, vs. Tulsa, Oct. 19, 1985

### FIRST DOWNS

**Fewest First Downs**—2, vs. Citadel, Sept. 15, 1962  
**Fewest Rushing First Downs**—0, vs. Louisville, Sept. 13, 1980  
**Fewest Passing First Downs**—0, seven times, latest vs. East Carolina, Sept. 20, 1980

### BLOCKED KICKS

**Most Blocked Kicks**—2, many times, latest vs. Arizona State, Nov. 3, 1984; vs. Tulane, Oct. 20, 1984; vs. Temple, Sept. 29, 1984  
**Most Blocked Punts**—2, Tulane, Oct. 20, 1984; vs. South Carolina, Nov. 6, 1982; vs. Arizona State, Nov. 3, 1984  
**Most Blocked Field Goals**—2, vs. Louisville, 1970  
**Most TDs Scored off Blocked Kicks**—2, vs. Arizona State, Nov. 3, 1984; vs. Tulane, Oct. 20, 1984  
**Most TDs Scored off Blocked Punts**—2, vs. Tulane, Oct. 20, 1984; vs. Arizona State, Nov. 3, 1984  
**Most TDs Scored off Blocked Field Goals**—1, many times, latest Temple, Sept. 29, 1984

### FUMBLES

**Most Fumbles Caused**—17, vs. Wichita State, Sept. 20, 1969  
**Most Fumbles Recovered**—10, vs. Wichita State, Sept. 20, 1969

## TURNOVERS

**Most Turnovers**—12, (2 int.-10 fum.), vs. Wichita State, Sept. 20, 1969

## TEAM— Single-Season Offense

### TOTAL OFFENSE

**Most Yards Per Game**—465.8, (5, 124-11), 1982  
**Highest Average Per Play**—6.2, (5,124-825), 1982  
**Most Yards**—5,124, 1982  
**Most Touchdowns**—53, 1982

### RUSHING

**Most Yards**—3,021, 1984  
**Most Yards Per Game**—274.6, (3,021-11), 1984  
**Highest Average Per Play**—5.3, (3,021-571), 1984  
**Most Touchdowns**—30, 1982 and 1983

### PASSING

**Most Passes Attempted**—389, 1972  
**Most Passes Completed**—209, 1972  
**Highest Average Per Attempt**—8.3, (2,040-247), 1976  
**Highest Average Per Completion**—16.3, (1,938-119), 1984  
**Most Yards**—2,974, 1972  
**Most Yards Per Game**—284.4, (2,844-10), 1968  
**Highest Completion Percentage**—59.0, (147-249), 1964  
**Most TD Passes**—29, 1968  
**Highest Passing Efficiency Rating Points**—141.5, 1968

### SCORING

**Most Points**—389, 1984  
**Most Points Per Game**—35.3, (389-11), 1984  
**Consecutive 50-Point Games**—3, 1986  
**Most Touchdowns**—53, 1982  
**Most PAT Made**—52, 1982  
**Most Field Goals Made**—22, 1980

### FIRST DOWNS

**Most First Downs**—269, 1983  
**Most Rushing First Downs**—146, 1984  
**Most Passing First Downs**—129, 1972  
**Most Penalty First Downs**—20, 1973 and 1975

### PUNTING

**Most Punts**—81, 1973  
**Fewest Punts**—41, 1964  
**Highest Average Per Punt**—45.2, (2,941-65), 1981



**PUNT RETURNS**

Most Punt Returns—44, 1970  
 Fewest Punt Returns—14, 1960  
 Most Yards—496, 1970  
 Highest Average Per-Punt Return—13.7, (424-31), 1969  
 Most Touchdowns—4, 1979

**KICKOFF RETURNS**

Most Kickoff Returns—56, 1973  
 Fewest Kickoff Returns—15, 1962 and 1964  
 Most Yards—998, 1974  
 Highest Average Per-Kickoff Return—24.5, (412-36), 1965  
 Most Touchdowns—2, 1970 and 1981

**FUMBLES**

Most Fumbles—42, 1969  
 Most Fumbles Lost—27, 1969  
 Fewest Fumbles—10, 1966  
 Fewest Fumbles Lost—5, 1965 and 1966

**PENALTIES**

Most Penalties—89, 1984  
 Most Yards Penalized—794, 1972  
 Fewest Penalties—40, 1976  
 Fewest Yards Penalized—423, 1976

**TEAM—  
Single-Season Defense****TOTAL DEFENSE**

Fewest Yards—1,811, 1964  
 Fewest Yards Per Game—181.1, (1,811-10), 1964  
 Lowest Average Per Play—3.3, (3,410-658), 1964  
 Fewest Touchdowns—8, 1980

**RUSHING DEFENSE**

Fewest Yards—750, 1964  
 Fewest Yards Per Game—75.0, (750-10), 1964  
 Lowest Average Per Play—2.1, (750-355), 1964  
 Fewest Touchdowns—2, 1980

**PASS DEFENSE**

Fewest Yards—675, 1958  
 Fewest Yards Per Game—63.5, (698-11), 1975  
 Fewest Yards Per Attempt—4.7, (693-148), 1962  
 Fewest Yards Per Completion—10.3, (693-67), 1962  
 Lowest Completion Percentage—34.1, (91-267), 1979  
 Fewest Touchdowns—2, 1956; 1958; 1963; 1964

Most Interceptions—25, 1968  
 Most Yards on Interceptions—307, 1985  
 Most TDs on Interceptions—4, 1985

**SCORING**

Fewest Points—66, 1964  
 Fewest Points Per Game—6.6, (66-10), 1964

**FIRST DOWNS**

Fewest First Downs—90, 1962  
 Fewest Rushing First Downs—45, 1962  
 Fewest Passing First Downs—28, 1958  
 Fewest Penalty First Downs—2, 1957

**KICKOFF RETURNS**

Lowest Average Per-Kickoff Return—15.7, (502-32), 1962

**PUNT RETURNS**

Lowest Average Per-Punt Return—3.3, (39-12), 1978  
 Most Punts Returned for Touchdown—4, 1984

**BLOCKED KICKS**

Most Blocked Kicks—9, 1982 and 1984  
 Most Blocked Punts—8, 1984  
 Most Blocked Field Goals—4, 1970  
 Most TDs off Blocked Kicks—6, 1984  
 Most TDs off Blocked Punts—5, 1984  
 Most TDs off Blocked Field Goals—1, many years, latest 1984

**FUMBLES**

Most Fumbles Caused—45, 1979  
 Most Fumbles Recovered—26, 1957



Dedrick Dodge returned this interception 47 yards against Southern Mississippi last year.

# Year-by-Year Leaders



## TOTAL OFFENSE

| Year | Name            | Plays | Yards | TD |
|------|-----------------|-------|-------|----|
| 1955 | Len Swantic     | 116   | 595   | 6  |
| 1956 | Lee Corso       | 147   | 725   | 8  |
| 1957 | Bobby Renn      | 148   | 680   | 6  |
| 1958 | Fred Pickard    | 122   | 602   | 4  |
| 1959 | Joe Majors      | 227   | 1141  | 10 |
| 1960 | Ed Trancygier   | 152   | 695   | 9  |
| 1961 | Eddie Feely     | 181   | 722   | 7  |
| 1962 | Eddie Feely     | 165   | 982   | 7  |
| 1963 | Steve Tensi     | 169   | 852   | 9  |
| 1964 | Steve Tensi     | 215   | 1635  | 15 |
| 1965 | Ed Pritchett    | 325   | 1455  | 7  |
| 1966 | Gary Pajcic     | 290   | 1735  | 9  |
| 1967 | Kim Hammond     | 297   | 2074  | 17 |
| 1968 | Bill Capplemann | 349   | 2342  | 26 |
| 1969 | Bill Capplemann | 417   | 2135  | 14 |
| 1970 | Tommy Warren    | 259   | 1713  | 12 |
| 1971 | Gary Huff       | 386   | 2653  | 24 |
| 1972 | Gary Huff       | 429   | 2770  | 26 |
| 1973 | Billy Sexton    | 168   | 765   | 4  |
| 1974 | Ron Coppess     | 215   | 909   | 3  |
| 1975 | Clyde Walker    | 241   | 1424  | 11 |
| 1976 | Jimmy Black     | 308   | 1836  | 11 |
| 1977 | Wally Woodham   | 195   | 1263  | 13 |
| 1978 | Jimmy Jordan    | 224   | 1330  | 15 |
| 1979 | Jimmy Jordan    | 202   | 1107  | 13 |
| 1980 | Rick Stockstill | 272   | 1282  | 17 |
| 1981 | Rick Stockstill | 292   | 1247  | 11 |
| 1982 | Kelly Lowrey    | 253   | 1670  | 15 |
| 1983 | Kelly Lowrey    | 279   | 1686  | 20 |
| 1984 | Eric Thomas     | 239   | 1277  | 14 |
| 1985 | Chip Ferguson   | 161   | 976   | 13 |
| 1986 | Danny McManus   | 126   | 903   | 9  |

## RUSHING

| Year | Name             | No. | Yards | Avg. | TD |
|------|------------------|-----|-------|------|----|
| 1955 | Lee Corso        | 111 | 431   | 3.9  | 3  |
| 1956 | Bobby Renn       | 105 | 596   | 5.7  | 2  |
| 1957 | Fred Pickard     | 86  | 463   | 5.4  | 2  |
| 1958 | Fred Pickard     | 122 | 615   | 5.0  | 4  |
| 1959 | Fred Pickard     | 131 | 481   | 3.7  | 4  |
| 1960 | Willie Whitehead | 81  | 293   | 3.6  | 2  |
| 1961 | Keith Kindermann | 81  | 385   | 4.8  | 1  |
| 1962 | Gene Roberts     | 75  | 299   | 4.0  | 0  |
| 1963 | Dave Snyder      | 107 | 500   | 4.7  | 3  |
| 1964 | Phil Spooner     | 136 | 516   | 3.8  | 5  |
| 1965 | Jim Mankins      | 85  | 326   | 3.8  | 1  |
| 1966 | Bill Moreman     | 123 | 480   | 3.9  | 7  |
| 1967 | Bill Moreman     | 94  | 439   | 4.7  | 5  |
| 1968 | Tom Bailey       | 116 | 570   | 4.9  | 2  |
| 1969 | Tom Bailey       | 144 | 630   | 4.4  | 2  |
| 1970 | Tom Bailey       | 121 | 514   | 4.2  | 2  |
| 1971 | Paul Magalski    | 106 | 516   | 4.9  | 3  |
| 1972 | Hodges Mitchell  | 192 | 944   | 4.9  | 3  |
| 1973 | Hodges Mitchell  | 171 | 669   | 3.9  | 2  |
| 1974 | Larry Key        | 123 | 602   | 4.9  | 3  |
| 1975 | Leon Bright      | 162 | 675   | 4.2  | 3  |
| 1976 | Larry Key        | 144 | 712   | 4.9  | 4  |
| 1977 | Larry Key        | 239 | 1117  | 4.7  | 3  |
| 1978 | Homes Johnson    | 183 | 817   | 4.5  | 4  |
| 1979 | Mark Lyles       | 225 | 1011  | 4.5  | 8  |
| 1980 | Sam Platt        | 224 | 983   | 4.4  | 6  |
| 1981 | Greg Allen       | 139 | 888   | 6.4  | 3  |
| 1982 | Ricky Williams   | 134 | 857   | 6.4  | 3  |
| 1983 | Greg Allen       | 200 | 1134  | 5.7  | 13 |
| 1984 | Greg Allen       | 133 | 971   | 7.3  | 8  |
| 1985 | Tony Smith       | 111 | 678   | 6.1  | 4  |
| 1986 | Victor Floyd     | 129 | 654   | 5.1  | 6  |



Tailback Victor Floyd led last year's club in rushing. He needs just 112 yards to move into 10th place on the all-time FSU rushing list.

## PASSING

| Year | Name          | Att. | Cmp. | Int. | Yards | TD |
|------|---------------|------|------|------|-------|----|
| 1955 | Leon Swantic  | 73   | 37   | 5    | 576   | 2  |
| 1956 | Lee Corso     | 59   | 32   | 5    | 369   | 5  |
| 1957 | Bobby Renn    | 54   | 23   | 4    | 263   | 2  |
| 1958 | Vic Prinzi    | 71   | 40   | 5    | 480   | 7  |
| 1959 | Joe Majors    | 168  | 90   | 7    | 1063  | 7  |
| 1960 | Ed Trancygier | 97   | 38   | 10   | 552   | 6  |
| 1961 | Eddie Feely   | 83   | 48   | 3    | 471   | 4  |
| 1962 | Steve Tensi   | 121  | 60   | 2    | 796   | 6  |
| 1963 | Steve Tensi   | 147  | 71   | 9    | 915   | 9  |
| 1964 | Steve Tensi   | 204  | 121  | 10   | 1681  | 14 |
| 1965 | Ed Pritchett  | 247  | 110  | 14   | 1225  | 5  |
| 1966 | Gary Pajcic   | 232  | 125  | 9    | 1590  | 8  |
| 1967 | Kim Hammond   | 241  | 140  | 10   | 1991  | 15 |

| Year | Name            | Att. | Cmp. | Int. | Yards | TD |
|------|-----------------|------|------|------|-------|----|
| 1968 | Bill Cappleman  | 287  | 162  | 11   | 2410  | 25 |
| 1969 | Bill Cappleman  | 344  | 183  | 18   | 2467  | 14 |
| 1970 | Tommy Warren    | 190  | 97   | 10   | 1549  | 11 |
| 1971 | Gary Huff       | 327  | 184  | 18   | 2736  | 23 |
| 1972 | Gary Huff       | 385  | 206  | 23   | 2893  | 25 |
| 1973 | Billy Sexton    | 128  | 51   | 12   | 754   | 4  |
| 1974 | Ron Coppess     | 145  | 78   | 7    | 817   | 2  |
| 1975 | Clyde Walker    | 203  | 117  | 8    | 1619  | 10 |
| 1976 | Jimmy Black     | 179  | 104  | 9    | 1535  | 9  |
| 1977 | Wally Woodham   | 154  | 94   | 9    | 1270  | 8  |
| 1978 | Jimmy Jordan    | 199  | 108  | 9    | 1427  | 14 |
| 1979 | Jimmy Jordan    | 180  | 87   | 14   | 1173  | 13 |
| 1980 | Rick Stockstill | 201  | 121  | 8    | 1377  | 15 |
| 1981 | Rick Stockstill | 238  | 122  | 14   | 1356  | 11 |
| 1982 | Kelly Lowrey    | 217  | 113  | 8    | 1671  | 11 |
| 1983 | Kelly Lowrey    | 233  | 131  | 12   | 1720  | 12 |
| 1984 | Eric Thomas     | 161  | 78   | 4    | 1218  | 14 |
| 1985 | Chip Ferguson   | 130  | 70   | 8    | 990   | 11 |
| 1986 | Danny McManus   | 112  | 65   | 2    | 872   | 7  |



Derek Schmidt has led the Seminoles in scoring for the last three seasons. He needs two points to become the all-time Tribe point man.

## RECEIVING

| Year | Name             | No. | Yards | TD |
|------|------------------|-----|-------|----|
| 1955 | Tom Fearster     | 18  | 258   | 1  |
| 1956 | Joe Holt         | 16  | 140   | 3  |
|      | Ron Schomburger  | 16  | 140   | 0  |
| 1957 | Bob Nellums      | 21  | 217   | 2  |
| 1958 | Jack Espenship   | 18  | 200   | 1  |
| 1959 | Willie Whitehead | 31  | 320   | 2  |
| 1960 | Willie Whitehead | 23  | 212   | 1  |
| 1961 | Jim Daniel       | 10  | 113   | 0  |
|      | Tom Hillabrand   | 10  | 66    | 0  |
| 1962 | Keith Kindermann | 21  | 275   | 2  |
| 1963 | Fred Biletnikoff | 24  | 358   | 4  |
| 1964 | Fred Biletnikoff | 57  | 987   | 11 |
| 1965 | Max Wettstein    | 24  | 365   | 3  |
| 1966 | Ron Sellers      | 56  | 874   | 3  |
| 1967 | Ron Sellers      | 70  | 1228  | 8  |
| 1968 | Ron Sellers      | 86  | 1496  | 12 |
| 1969 | Jim Tyson        | 49  | 720   | 4  |
| 1970 | Rhett Dawson     | 54  | 946   | 5  |
| 1971 | Rhett Dawson     | 62  | 817   | 7  |
| 1972 | Barry Smith      | 69  | 1243  | 12 |
| 1973 | Mike Shumann     | 21  | 280   | 2  |
| 1974 | Mike Shumann     | 43  | 515   | 3  |
| 1975 | Mike Shumann     | 38  | 730   | 5  |
| 1976 | Ed Beckman       | 37  | 521   | 3  |
| 1977 | Roger Overby     | 38  | 626   | 5  |
| 1978 | Jackie Flowers   | 43  | 757   | 7  |
| 1979 | Jackie Flowers   | 37  | 622   | 7  |
| 1980 | Michael Whiting  | 25  | 203   | 0  |
| 1981 | Michael Whiting  | 29  | 211   | 2  |
| 1982 | Tony Johnson     | 30  | 500   | 2  |
| 1983 | Weegle Thompson  | 31  | 502   | 3  |
|      | Jessie Hester    | 31  | 576   | 6  |
| 1984 | Jessie Hester    | 42  | 832   | 9  |
| 1985 | Hassan Jones     | 34  | 738   | 5  |
| 1986 | Herb Gainer      | 27  | 441   | 5  |

## SCORING

| Year | Name             | TD | PAT   | CV | FG    | PTS |
|------|------------------|----|-------|----|-------|-----|
| 1955 | Len Swantic      | 4  |       |    |       | 24  |
|      | Buck Mets        | 4  |       |    |       | 24  |
| 1956 | Bob Nellums      | 5  | 1-2   |    |       | 31  |
| 1957 | Bob Nellums      | 5  | 2-3   |    |       | 32  |
| 1958 | Bobby Renn       | 7  |       | 1  |       | 44  |
| 1959 | Fred Pickard     | 7  |       | 1  |       | 44  |
| 1960 | Bill Whitehead   | 3  |       |    |       | 18  |
|      | Ed Trancygier    | 3  |       |    |       | 18  |
| 1961 | Eddie Feely      | 3  |       |    |       | 18  |
| 1962 | Keith Kindermann | 5  |       |    |       | 30  |
| 1963 | Larry Brinkley   | 5  |       | 1  |       | 32  |
| 1964 | Fred Biletnikoff | 11 |       | 1  |       | 68  |
| 1965 | Gene Roberts     |    | 10-14 |    | 7-12  | 31  |
| 1966 | Jim Mankins      | 10 |       |    |       | 60  |
| 1967 | Grant Guthrie    |    | 26-27 |    | 9-14  | 53  |
| 1968 | Ron Sellers      | 12 |       |    |       | 72  |
| 1969 | Grant Guthrie    |    | 15-17 |    | 11-18 | 48  |
| 1970 | Frank Fontes     |    | 22-24 |    | 14-27 | 64  |
| 1971 | Frank Fontes     |    | 30-31 |    | 13-24 | 69  |
| 1972 | Barry Smith      | 14 |       | 1  |       | 86  |
| 1973 | Ahmet Askin      |    | 8-9   |    | 4-9   | 20  |
| 1974 | Ahmet Askin      |    | 14-15 |    | 4-14  | 26  |
| 1975 | Rudy Thomas      | 6  |       |    |       | 36  |
|      | Larry Key        | 6  |       |    |       | 36  |
| 1976 | Dave Cappelen    |    | 16-20 |    | 9-17  | 43  |
| 1977 | Dave Cappelen    |    | 27-29 |    | 13-20 | 66  |
| 1978 | Dave Cappelen    |    | 39-40 |    | 7-12  | 60  |
| 1979 | Dave Cappelen    |    | 29-30 |    | 14-22 | 71  |
| 1980 | Bill Capece      |    | 39-39 |    | 22-30 | 104 |
| 1981 | Mike Rendina     |    | 25-27 |    | 9-15  | 52  |
| 1982 | Greg Allen       | 21 |       |    |       | 126 |
| 1983 | Greg Allen       | 13 |       | 1  |       | 80  |
| 1984 | Derek Schmidt    |    | 42-42 |    | 17-24 | 93  |
| 1985 | Derek Schmidt    |    | 44-44 |    | 18-25 | 98  |
| 1986 | Derek Schmidt    |    | 41-42 |    | 15-24 | 86  |

# Season Leaders



## TOTAL OFFENSE

| Name, Year              | Plays | Yards |
|-------------------------|-------|-------|
| 1. Gary Huff, 1972      | 429   | 2770  |
| 2. Gary Huff, 1971      | 386   | 2653  |
| 3. Bill Cappleman, 1968 | 349   | 2342  |
| 4. Bill Cappleman, 1969 | 417   | 2135  |
| 5. Kim Hammond, 1967    | 297   | 2074  |
| 6. Jimmy Black, 1976    | 308   | 1836  |
| 7. Gary Pajcic, 1966    | 290   | 1735  |
| 8. Tommy Warren, 1970   | 259   | 1713  |
| 9. Kelly Lowrey, 1983   | 279   | 1686  |
| 10. Kelly Lowrey, 1982  | 253   | 1670  |

## PASSING YARDAGE

| Name, Year              | Yards |
|-------------------------|-------|
| 1. Gary Huff, 1972      | 2893  |
| 2. Gary Huff, 1971      | 2736  |
| 3. Bill Cappleman, 1969 | 2467  |
| 4. Bill Cappleman, 1968 | 2410  |
| 5. Kim Hammond, 1967    | 1991  |
| 6. Kelly Lowrey, 1983   | 1720  |
| 7. Steve Tensi, 1964    | 1681  |
| 8. Kelly Lowrey, 1982   | 1671  |
| 9. Clyde Walker, 1975   | 1619  |
| 10. Gary Pajcic, 1966   | 1590  |

## RUSHING YARDAGE

| Name, Year               | Carries | Yards |
|--------------------------|---------|-------|
| 1. Greg Allen, 1983      | 200     | 1134  |
| 2. Larry Key, 1977       | 239     | 1117  |
| 3. Mark Lyles, 1979      | 225     | 1011  |
| 4. Sam Platt, 1980       | 224     | 983   |
| 5. Greg Allen, 1984      | 133     | 971   |
| 6. Hodges Mitchell, 1972 | 192     | 944   |
| 7. Greg Allen, 1981      | 139     | 888   |
| 8. Ricky Williams, 1982  | 134     | 857   |
| 9. Homes Johnson, 1978   | 183     | 817   |
| 10. Greg Allen, 1982     | 152     | 776   |

## TOUCHDOWN PASSES

| Name, Year             | TD |
|------------------------|----|
| 1. Gary Huff, 1972     | 25 |
| Bill Cappleman, 1968   | 25 |
| 3. Gary Huff, 1971     | 23 |
| 4. Kim Hammond, 1967   | 15 |
| Rick Stockstill, 1980  | 15 |
| 6. Jimmy Jordan, 1978  | 14 |
| Steve Tensi, 1964      | 14 |
| Bill Cappleman, 1969   | 14 |
| Eric Thomas, 1984      | 14 |
| 10. Jimmy Jordan, 1979 | 13 |

## RUSHING TOUCHDOWNS

| Name, Year             | TD |
|------------------------|----|
| 1. Greg Allen, 1982    | 20 |
| 2. Greg Allen, 1983    | 13 |
| 3. Kelly Lowrey, 1983  | 8  |
| 4. Mark Lyles, 1979    | 8  |
| Jim Mankins, 1966      | 8  |
| Greg Allen, 1984       | 8  |
| 7. Mark Lyles, 1978    | 7  |
| 8. Bill Moreman, 1966  | 7  |
| 9. Sam Platt, 1980     | 6  |
| Rudy Thomas, 1975      | 6  |
| Michael Whiting, 1980  | 6  |
| Roosevelt Snipes, 1984 | 6  |
| Victor Floyd, 1986     | 6  |

## RECEPTIONS

| Name, Year                | Catches |
|---------------------------|---------|
| 1. Ron Sellers, 1968      | 86      |
| 2. Ron Sellers, 1967      | 70      |
| 3. Barry Smith, 1972      | 69      |
| 4. Rhett Dawson, 1971     | 62      |
| 5. Fred Biletnikoff, 1964 | 57      |
| 6. Ron Sellers, 1966      | 56      |
| 7. Rhett Dawson, 1970     | 54      |
| 8. Gary Parris, 1972      | 49      |
| Jim Tyson, 1969           | 49      |
| 10. Mike Shumann, 1974    | 43      |
| Jackie Flowers, 1978      | 43      |

## PASSES COMPLETED

| Name, Year               | Attempts | Completed |
|--------------------------|----------|-----------|
| 1. Gary Huff, 1972       | 385      | 206       |
| 2. Gary Huff, 1971       | 327      | 184       |
| 3. Bill Cappleman, 1969  | 344      | 183       |
| 4. Bill Cappleman, 1968  | 287      | 162       |
| 5. Kim Hammond, 1967     | 241      | 140       |
| 6. Kelly Lowrey, 1983    | 233      | 131       |
| 7. Gary Pajcic, 1966     | 232      | 125       |
| 8. Rick Stockstill, 1981 | 238      | 122       |
| 9. Steve Tensi, 1964     | 204      | 121       |
| Rick Stockstill, 1980    | 201      | 121       |

## RECEIVING YARDAGE

| Name, Year                | Yards |
|---------------------------|-------|
| 1. Ron Sellers, 1968      | 1496  |
| 2. Barry Smith, 1972      | 1243  |
| 3. Ron Sellers, 1967      | 1228  |
| 4. Fred Biletnikoff, 1964 | 987   |
| 5. Rhett Dawson, 1970     | 946   |
| 6. Ron Sellers, 1966      | 874   |
| 7. Jessie Hester, 1984    | 832   |
| 8. Rhett Dawson, 1971     | 817   |
| 9. Jackie Flowers, 1978   | 757   |
| 10. Hassan Jones, 1985    | 738   |

## TOUCHDOWN CATCHES

| Name, Year                | TD |
|---------------------------|----|
| 1. Barry Smith, 1972      | 13 |
| 2. Ron Sellers, 1968      | 12 |
| 3. Fred Biletnikoff, 1964 | 11 |
| 4. Jessie Hester, 1984    | 9  |
| 5. Ron Sellers, 1967      | 8  |
| 6. Rhett Dawson, 1971     | 7  |
| Jackie Flowers, 1978      | 7  |
| Sam Platt, 1978           | 7  |
| Jackie Flowers, 1979      | 7  |
| Hassan Jones, 1984        | 7  |

## TACKLES

| Name, Year              | Tackles | Assists | Total |
|-------------------------|---------|---------|-------|
| 1. Aaron Carter, 1977   | 82      | 99      | 181   |
| 2. Reggie Herring, 1980 | 92      | 78      | 170   |
| 3. Dale McCullers, 1968 | 102     | 61      | 163   |
| 4. Henry Taylor, 1984   | 80      | 79      | 159   |
| 5. Jimmy Heggins, 1977  | 67      | 90      | 157   |



Ron Sellers led the nation in receptions in 1968. Sellers holds the NCAA record for most 100-yard receiving games in a career — 18.

## TACKLES FOR LOSS

| Name, Year                 | No. |
|----------------------------|-----|
| 1. Ron Simmons, 1979       | 17  |
| 2. Ron Simmons, 1977       | 13  |
| 3. Alphonso Carreker, 1983 | 12  |
| Scott Warren, 1977         | 12  |
| Paul McGowan, 1985         | 12  |
| 6. Arthur Scott, 1979      | 10  |

## QUARTERBACK SACKS

| Name, Year                 | No. |
|----------------------------|-----|
| 1. Ron Simmons, 1977       | 12  |
| 2. Willie Jones, 1978      | 10  |
| 3. Alphonso Carreker, 1982 | 8   |
| Gerald Nichols, 1984       | 8   |

## SCORING

| Name, Year             | TD | PAT   | CV    | FG | PTS. |
|------------------------|----|-------|-------|----|------|
| 1. Greg Allen, 1982    | 21 |       |       |    | 126  |
| 2. Bill Capece, 1980   |    | 38-38 | 22-30 |    | 104  |
| 3. Derek Schmidt, 1985 |    | 44-44 | 18-25 |    | 98   |
| 4. Derek Schmidt, 1984 |    | 42-42 | 17-24 |    | 93   |
| 5. Barry Smith, 1972   | 14 |       |       |    | 86   |
| 6. Derek Schmidt, 1986 |    | 41-42 | 15-24 |    | 86   |
| 7. Greg Allen, 1983    | 13 |       | 1     |    | 80   |
| 8. Ron Sellers, 1968   | 12 |       |       |    | 72   |
| 9. Dave Cappelen, 1979 |    | 29-30 | 14-22 |    | 71   |
| 10. Philip Hall, 1982  |    | 52-53 | 6-7   |    | 70   |



Ron Simmons' 12 quarterback sacks and 17 tackles for loss came in his freshman year in 1977.

# Career Leaders



## TOTAL OFFENSE

| Name, Years                  | Plays | Yards |
|------------------------------|-------|-------|
| 1. Gary Huff (70-72)         | 921   | 6086  |
| 2. Bill Cappleman (67-69)    | 777   | 4499  |
| 3. Jimmy Jordan (76-79)      | 678   | 3764  |
| 4. Wally Woodham (75, 77-79) | 573   | 3531  |
| 5. Kelly Lowrey (80-83)      | 450   | 3429  |
| 6. Steve Tensi (62-64)       | 525   | 3294  |
| 7. Larry Key (74-77)         | 627   | 2953  |
| 8. Kim Hammond (65-67)       | 433   | 2890  |
| 9. Gary Pajcic (66-68)       | 479   | 2681  |
| Rick Stockstill (77, 79-81)  | 572   | 2630  |

## RUSHING YARDAGE

| Name, Years                  | Carries | Yards |
|------------------------------|---------|-------|
| 1. Greg Allen (81-84)        | 624     | 3769  |
| 2. Larry Key (74-77)         | 625     | 2953  |
| 3. Mark Lyles (76-79)        | 515     | 2218  |
| 4. Tom Bailey (68-70)        | 381     | 1714  |
| 5. Ricky Williams (79-82)    | 320     | 1625  |
| 6. Hodges Mitchell (72-73)   | 363     | 1613  |
| 7. Fred Pickard (57-59)      | 339     | 1546  |
| Michael Whiting (78-81)      | 355     | 1485  |
| 9. Bobby Renn (56-58)        | 268     | 1455  |
| 10. Roosevelt Snipes (83-84) | 214     | 1385  |

## RUSHING TOUCHDOWNS

| Name, Years                | TD |
|----------------------------|----|
| 1. Greg Allen (81-84)      | 44 |
| 2. Mark Lyles (76-79)      | 20 |
| 3. Bill Moreman (65-67)    | 14 |
| 4. Kelly Lowrey (80-83)    | 13 |
| Larry Key (74-77)          | 13 |
| 6. Michael Whiting (78-81) | 12 |
| 7. Bobby Renn (56-58)      | 11 |
| 8. Fred Pickard (57-59)    | 10 |
| Rudy Thomas (73-76)        | 10 |
| Roosevelt Snipes (83-84)   | 10 |
| Victor Floyd (85-86)       | 10 |

## PASSES COMPLETED

| Name, Years                    | Attempts | Completed |
|--------------------------------|----------|-----------|
| 1. Gary Huff (70-72)           | 796      | 436       |
| 2. Bill Cappleman (67-69)      | 636      | 349       |
| 3. Jimmy Jordan (76-79)        | 594      | 297       |
| 4. Wally Woodham (75, 77-79)   | 476      | 273       |
| 5. Kelly Lowrey (80-83)        | 464      | 252       |
| Steve Tensi (62-64)            | 472      | 252       |
| 7. Rick Stockstill (77, 79-81) | 447      | 250       |
| 8. Kim Hammond (65-67)         | 351      | 196       |
| 9. Gary Pajcic (66-68)         | 363      | 195       |
| 10. Eddie Feely (60-62)        | 279      | 159       |

## PASSING YARDAGE

| Name, Years                    | Yards |
|--------------------------------|-------|
| 1. Gary Huff (70-72)           | 6378  |
| 2. Bill Cappleman (67-69)      | 4904  |
| 3. Jimmy Jordan (76-79)        | 4144  |
| 4. Wally Woodham (75, 77-79)   | 3550  |
| 5. Kelly Lowrey (80-83)        | 3469  |
| 6. Steve Tensi (62-64)         | 3392  |
| 7. Kim Hammond (65-67)         | 2777  |
| 8. Rick Stockstill (77, 79-81) | 2739  |
| 9. Gary Pajcic (66-68)         | 2451  |
| 10. Jimmy Black (74, 76)       | 1920  |

## TOUCHDOWN PASSES

| Name, Years                    | TD |
|--------------------------------|----|
| 1. Gary Huff (70-72)           | 52 |
| 2. Bill Cappleman (67-69)      | 39 |
| Jimmy Jordan (76-79)           | 39 |
| 4. Steve Tensi (62-64)         | 28 |
| 5. Rick Stockstill (77, 79-81) | 26 |
| 6. Kelly Lowrey (80-83)        | 24 |
| 7. Wally Woodham (75-79)       | 22 |
| 8. Kim Hammond (65-67)         | 19 |
| 9. Blair Williams (79-82)      | 16 |
| 10. Chip Ferguson (85-86)      | 15 |

## PASS INTERCEPTIONS

| Name, Years               | No. |
|---------------------------|-----|
| 1. Monk Bonasorte (77-80) | 15  |
| 2. Lee Corso (53-56)      | 14  |
| 3. James Thomas (70-72)   | 12  |
| Curt Campbell (50-52)     | 12  |
| Keith Jones (78-80)       | 12  |
| Brian McCrary (81-84)     | 12  |
| 7. Bobby Butler (77-80)   | 11  |
| 8. Walt Sumner (66-68)    | 11  |
| 9. Bobby Jackson (74-77)  | 10  |
| Bill Brown (55-58)        | 10  |
| Eric Williams (84-86)     | 10  |

## RECEPTIONS

| Name, Years                 | Catches |
|-----------------------------|---------|
| 1. Ron Sellers (66-68)      | 212     |
| 2. Mike Shumann (73-75, 77) | 134     |
| 3. Rhett Dawson (69-71)     | 128     |
| 4. Barry Smith (70-72)      | 122     |
| 5. Jessie Hester (81-84)    | 107     |
| 6. Jackie Flowers (76-79)   | 101     |
| 7. Hassan Jones (82-85)     | 98      |
| 8. Fred Biletnikoff (62-64) | 87      |
| 9. Gary Parris (70-72)      | 82      |
| 10. Mark Lyles (76-79)      | 81      |

## RECEIVING YARDAGE

| Name, Years                 | Yards |
|-----------------------------|-------|
| 1. Ron Sellers (66-68)      | 3598  |
| 2. Barry Smith (70-72)      | 2392  |
| 3. Mike Shumann (73-75, 77) | 2306  |
| 4. Jessie Hester (81-84)    | 2100  |
| 5. Rhett Dawson (69-71)     | 1915  |
| 6. Hassan Jones (82-85)     | 1764  |
| 7. Jackie Flowers (76-79)   | 1697  |
| 8. Fred Biletnikoff (62-64) | 1463  |
| 9. Kurt Unglaub (76-80)     | 1260  |
| 10. Jim Tyson (68-70)       | 1204  |

## TOUCHDOWN CATCHES

| Name, Years                 | TD |
|-----------------------------|----|
| 1. Barry Smith (70-72)      | 25 |
| 2. Ron Sellers (66-68)      | 23 |
| 3. Jessie Hester (81-84)    | 21 |
| 4. Hassan Jones (82-85)     | 17 |
| 5. Mike Shumann (73-75, 77) | 16 |
| Fred Biletnikoff (62-64)    | 16 |
| 7. Jackie Flowers (76-79)   | 14 |
| 8. Kent Gaydos (69-71)      | 12 |
| Rhett Dawson (69-71)        | 12 |
| Hardis Johnson (79-80)      | 12 |

## SCORING

| Name, Years              | TD | PAT     | CV | FG.   | PTS. |
|--------------------------|----|---------|----|-------|------|
| 1. Greg Allen (81-84)    | 46 |         | 1  |       | 278  |
| 2. Derek Schmidt (84-86) |    | 127-128 |    | 50-73 | 277  |
| 3. Dave Cappelen (76-79) |    | 111-119 |    | 43-71 | 240  |
| 4. Barry Smith (70-72)   | 27 |         | 1  |       | 164  |
| 5. Grant Guthrie (67-69) |    | 72-76   |    | 28-50 | 156  |
| 6. Ron Sellers (66-68)   | 23 |         |    |       | 138  |
| 7. Jessie Hester (81-84) | 22 |         | 2  |       | 136  |
| 8. Mark Lyles (76-79)    | 22 |         | 1  |       | 134  |
| 9. Frank Fontes (70-71)  |    | 52-55   |    | 27-51 | 133  |
| 10. Philip Hall (82-83)  |    | 90-98   |    | 11-16 | 123  |



One of Greg Allen's many FSU records is his mark of 44 career TDs. No other FSU player is within 19 touchdowns of Allen.

## TACKLES

| Name, Years               | No. |
|---------------------------|-----|
| 1. Aaron Carter (74-77)   | 512 |
| 2. Ron Simmons (77-80)    | 483 |
| 3. Reggie Herring (77-80) | 452 |
| 4. Ken Roe (80-83)        | 373 |
| 5. Henry Taylor (81-84)   | 344 |

## TACKLES FOR LOSS

| Name, Years                  | No. |
|------------------------------|-----|
| 1. Ron Simmons (77-80)       | 44  |
| 2. Scott Warren (76-79)      | 22  |
| 3. Paul McGowan (84-86)      | 21  |
| 4. Willie Jones (75-78)      | 20  |
| Isaac Williams (82-85)       | 20  |
| 6. Alphonso Carreker (80-83) | 19  |
| Arthur Scott (76-80)         | 19  |

## QUARTERBACK SACKS

| Name, Years                  | No. |
|------------------------------|-----|
| 1. Ron Simmons (77-80)       | 25  |
| 2. Alphonso Carreker (80-83) | 20  |
| Willie Jones (75-78)         | 20  |



Greg Allen



Aaron Carter



Gary Huff



Ron Sellers



Ron Simmons



Barry Smith

# Best Single-Game-Performances



## TOTAL OFFENSE LEADERS

| Player            | Opponent             | Year | Yards |
|-------------------|----------------------|------|-------|
| 1. Bill Cappleman | Memphis State        | 1969 | 490   |
| 2. Bill Cappleman | South Carolina       | 1968 | 431   |
| 3. Tommy Warren   | Virginia Tech        | 1970 | 384   |
| 4. Gary Huff      | Houston              | 1972 | 383   |
| 5. Jimmy Black    | Southern Mississippi | 1976 | 372   |
| 6. Gary Huff      | South Carolina       | 1971 | 369   |
| Joe Majors        | Tampa                | 1959 | 369   |
| 8. Bill Cappleman | Wake Forest          | 1968 | 367   |
| 9. Gary Huff      | Virginia Tech        | 1971 | 357   |
| 10. Eric Thomas   | Auburn               | 1984 | 352   |

## YARDS RUSHING LEADERS

| Player          | Opponent                       | Year | Yards |
|-----------------|--------------------------------|------|-------|
| 1. Greg Allen   | Western Carolina               | 1981 | 322   |
| 2. Greg Allen   | Arizona State                  | 1984 | 223   |
| 3. Victor Floyd | South Carolina                 | 1985 | 212   |
| 4. Sammie Smith | Indiana<br>(All-American Bowl) | 1986 | 205   |
| 5. Greg Allen   | Louisiana State                | 1981 | 202   |
| 6. Greg Allen   | Louisiana State                | 1983 | 201   |
| 7. Sam Platt    | Memphis State                  | 1980 | 188   |
| 8. Greg Allen   | Louisville                     | 1982 | 173   |
| 9. Larry Key    | Auburn                         | 1977 | 170   |
| 10. Keith Ross  | South Carolina                 | 1985 | 163   |

## YARDS PASSING LEADERS

| Player            | Opponent                   | Year | Yards |
|-------------------|----------------------------|------|-------|
| 1. Bill Cappleman | Memphis State              | 1969 | 508   |
| 2. Bill Cappleman | South Carolina             | 1968 | 437   |
| 3. Gary Huff      | Houston                    | 1972 | 409   |
| 4. Gary Huff      | Virginia Tech              | 1971 | 374   |
| 5. Bill Cappleman | Tulsa                      | 1969 | 372   |
| 6. Kim Hammond    | Mississippi State          | 1967 | 369   |
| 7. Gary Huff      | South Carolina             | 1971 | 366   |
| 8. Bill Cappleman | Wake Forest                | 1968 | 365   |
| 9. Kim Hammond    | Penn State<br>(Gator Bowl) | 1967 | 362   |
| 10. Eric Thomas   | Auburn                     | 1984 | 357   |

## YARDS RECEIVING LEADERS

| Player              | Opponent              | Year | Yards |
|---------------------|-----------------------|------|-------|
| 1. Ron Sellers      | Wake Forest           | 1968 | 260   |
| 2. Ron Sellers      | South Carolina        | 1968 | 259   |
| 3. Ron Sellers      | Virginia Tech         | 1967 | 229   |
| 4. Ron Sellers      | Memphis State         | 1968 | 218   |
| 5. Ron Sellers      | Houston               | 1968 | 214   |
| 6. Fred Biletnikoff | Oklahoma (Gator Bowl) | 1965 | 192   |
| 7. Fred Biletnikoff | Virginia Tech         | 1964 | 182   |

|                    |                      |      |     |
|--------------------|----------------------|------|-----|
| 8. Jackie Flowers  | Louisiana State      | 1979 | 174 |
| 9. Tony Johnson    | Southern Mississippi | 1982 | 166 |
| 10. Jackie Flowers | Houston              | 1978 | 165 |

## PASS ATTEMPT LEADERS

| Player            | Opponent                       | Year | Passes |
|-------------------|--------------------------------|------|--------|
| 1. Gary Huff      | Florida                        | 1972 | 58     |
| 2. Kim Hammond    | Penn State<br>(Gator Bowl)     | 1967 | 53     |
| Gary Pajcic       | Virginia Tech                  | 1966 | 53     |
| 4. Gary Huff      | Houston                        | 1972 | 51     |
| 5. Bill Cappleman | Memphis State                  | 1969 | 50     |
| 6. Gary Huff      | Arizona State<br>(Fiesta Bowl) | 1971 | 46     |
| 7. Chip Ferguson  | Oklahoma State<br>(Gator Bowl) | 1985 | 43     |
| Jimmy Jordan      | Mississippi State              | 1978 | 43     |
| 9. Gary Huff      | Kansas                         | 1972 | 42     |
| Bill Cappleman    | South Carolina                 | 1968 | 42     |
| Bill Cappleman    | Florida                        | 1969 | 42     |

## PASS COMPLETION LEADERS

| Player            | Opponent                       | Year | Passes |
|-------------------|--------------------------------|------|--------|
| 1. Kim Hammond    | Penn State<br>(Gator Bowl)     | 1967 | 37     |
| 2. Bill Cappleman | Memphis State                  | 1969 | 31     |
| 3. Gary Pajcic    | Virginia Tech                  | 1966 | 28     |
| Kelly Lowrey      | East Carolina                  | 1983 | 28     |
| 5. Gary Huff      | Houston                        | 1972 | 27     |
| Gary Huff         | Florida                        | 1972 | 27     |
| 7. Gary Huff      | Kansas                         | 1972 | 26     |
| Gary Huff         | South Carolina                 | 1971 | 26     |
| 9. Gary Huff      | Auburn                         | 1972 | 25     |
| Gary Huff         | Arizona State<br>(Fiesta Bowl) | 1971 | 25     |
| Bill Cappleman    | South Carolina                 | 1968 | 25     |

## PASS RECEPTION LEADERS

| Player           | Opponent                   | Year | Passes |
|------------------|----------------------------|------|--------|
| 1. Ron Sellers   | South Carolina             | 1968 | 16     |
| 2. Ron Sellers   | Wake Forest                | 1968 | 14     |
| Ron Sellers      | Penn State<br>(Gator Bowl) | 1967 | 14     |
| Ron Sellers      | Houston                    | 1968 | 14     |
| 5. Kent Gaydos   | Houston                    | 1969 | 13     |
| Ron Sellers      | Memphis State              | 1968 | 13     |
| Ron Sellers      | Alabama                    | 1967 | 13     |
| Ron Sellers      | Virginia Tech              | 1966 | 13     |
| Fred Biletnikoff | Oklahoma<br>(Gator Bowl)   | 1965 | 13     |
| 10. Bill Moreman | Penn State<br>(Gator Bowl) | 1967 | 12     |



# Longest Plays



## LONGEST RUNS FROM SCRIMMAGE WITHOUT SCORING

1. 76 yards by Roy Thompson vs. Stetson, 1951
2. 66 yards by Greg Allen vs. Louisiana State, 1981
3. 65 yards by Wayne Giardino vs. Oklahoma (Gator Bowl), 1965  
65 yards by Dennis McKinnon vs. West Virginia (Gator Bowl), 1982
5. 64 yards by Nelson Italiano vs. Troy State, 1951
6. 60 yards by Jim Mankins vs. Texas Tech, 1966  
60 yards by Nelson Italiano vs. Tampa, 1950  
60 yards by Lee Corso vs. North Carolina State, 1956

## LONGEST TOUCHDOWN RUNS FROM SCRIMMAGE

1. 97 yards by Larry Key vs. Virginia Tech, 1976
2. 81 yards by Fred Pickard vs. Virginia Tech, 1957  
81 yards by Greg Allen vs. Arizona State, 1984
4. 80 yards by Phil Spooner vs. Houston, 1965
5. 78 yards by Buck Metts vs. Stetson, 1964
6. 77 yards by Jessie Hester vs. Miami, 1984
7. 74 yards by Bobby McKinnon vs. Memphis State, 1973
8. 68 yards by Bobby Fiveash vs. Tampa, 1958
9. 66 yards by Dave Snyder vs. Furman, 1963
10. 62 yards by Sammie Smith vs. Southern Mississippi, 1986

## LONGEST TOUCHDOWN PLAYS

1. 100 yards by Leon Bright vs. Virginia Tech, 1974 (KO return)  
100 yards by Bill Moreman and T.K. Wetherell vs. Kentucky, 1965 (lateral on KO return)  
100 yards by Deion Sanders vs. Tulsa, 1985 (interception return)  
100 yards by Keith Ross and Dexter Carter vs. Miami, 1986 (pass on KO return)
5. 99 yards by Ted Hewitt vs. Stetson, 1948 (pass interception return)  
99 yards by Fred Biletnikoff vs. Miami, 1963 (pass interception return)
7. 97-yard run by Larry Key vs. Virginia Tech, 1976  
97 yards by Billy Allen vs. Louisiana State, 1981 (KO return)
9. 96-yard pass from Jimmy Jordan to Kurt Unglaub vs. Virginia Tech, 1976  
96 yards by David Snell vs. Virginia Tech, 1970 (KO return)
11. 95-yard pass from Jimmy Black to Rudy Thomas vs. Southern Mississippi, 1976  
95 yards by Greg Allen vs. Western Carolina, 1981 (KO return)  
95 yards by Billy Allen vs. West Virginia (Gator Bowl), 1982 (KO return)
14. 94 yards by Bill Moreman and T.K. Wetherell vs. Miami, 1966 (lateral on KO return)

15. 93 yards by Eddie McMillan vs. Memphis State, 1970 (KO return)  
93 yards by Larry Key vs. Texas Tech (Tangerine Bowl), 1977 (KO return)
17. 92 yards by Phil Abaira vs. North Carolina State, 1969 (punt return)
18. 91-yard pass from Jimmy Black to Kurt Unglaub vs. North Texas State, 1976
19. 90 yards by Eddie McMillan vs. Miami, 1971 (KO return)

## LONGEST FIELD GOALS

1. 54 yards by Derek Schmidt vs. Miami, 1984
2. 53 yards by Grant Guthrie vs. Miami, 1969  
53 yards by Derek Schmidt vs. Louisville, 1986
4. 52 yards by Derek Schmidt vs. Arizona State, 1984  
52 yards by Mike Rendina vs. Ohio State, 1981
6. 51 yards by Derek Schmidt vs. Memphis State, 1985  
51 yards by Derek Schmidt vs. Memphis State, 1985  
51 yards by Derek Schmidt vs. North Carolina, 1985  
51 yards by Grant Guthrie vs. Virginia Tech, 1969
10. 50 yards by Bill Capece vs. Pittsburgh, 1980  
50 yards by Dave Cappelen vs. South Carolina, 1979

## LONGEST TOUCHDOWN PASSES

1. 96 yards from Jimmy Jordan to Kurt Unglaub vs. Virginia Tech, 1976
2. 95 yards from Jimmy Black to Rudy Thomas vs. Southern Mississippi, 1976
3. 91 yards from Jimmy Black to Kurt Unglaub vs. North Texas State, 1976
4. 88 yards from Gary Huff to Barry Smith vs. Kansas, 1971
5. 86 yards from Gary Pajcic to Ron Sellers vs. Wake Forest, 1966
6. 83 yards from Blair Williams to Dennis McKinnon vs. South Carolina, 1982
7. 82 yards from Gary Pajcic to Ron Sellers vs. Maryland, 1968
8. 80 yards from Bill Cappleman to Don Pederson vs. Memphis State, 1969  
80 yards from Nelson Italiano to Eddie Gray vs. Newberry, 1950
10. 78 yards from Clyde Walker to Mike Shumann vs. Iowa State, 1975

## LONGEST PUNT RETURNS

- 92 yards by Phil Abaira vs. North Carolina State, 1969 (TD)
- 80 yards by Robert Jackson vs. Virginia Tech, 1974 (TD)  
80 yards by Bill Odom vs. Stetson, 1954 (TD)
- 75 yards by Walt Sumner vs. Alabama, 1967 (TD)  
75 yards by Ralph Claudron vs. Whiting Field, 1949 (TD)
- 71 yards by David Snell vs. Louisville, 1970 (TD)
- 70 yards by Bill Campbell vs. Wake Forest, 1965 (TD)
- 65 yards by Gary Henry vs. Southern Mississippi, 1979 (TD)
- 60 yards by Lee Corso vs. North Carolina State, 1956
- 58 yards by Tommy Brown vs. Jacksonville Navy, 1951  
58 yards by Deion Sanders vs. Florida, 1985 (TD)

## LONGEST KICKOFF RETURNS

- 100 yards by Leon Bright vs. Virginia Tech, 1974 (TD)  
100 yards by Bill Moreman and T.K. Wetherell vs. Kentucky, 1965 (TD, lateral)  
100 yards by Keith Ross and Dexter Carter vs. Miami, 1986 (TD, lateral)
- 97 yards by Billy Allen vs. Louisiana State, 1981 (TD)
- 96 yards by David Snell vs. Virginia Tech, 1970 (TD)
- 95 yards by Greg Allen vs. Western Carolina, 1981 (TD)

- 95 yards by Billy Allen vs. West Virginia (Gator Bowl), 1992 (KO return)
- 94 yards by Bill Moreman and T.K. Wetherell vs. Miami, 1966 (TD, lateral)
- 93 yards by Eddie McMillan vs. Memphis State, 1970 (TD)  
93 yards by Larry Key vs. Texas Tech (Tangerine Bowl), 1977
- 90 yards by Eddie McMillan vs. Miami, 1971 (TD)
- 89 yards by Bill Odom vs. Virginia Tech, 1955 (TD)
- 84 yards by Fred Pickard vs. Tampa, 1958
- 80 yards by Keith Ross vs. Tulsa, 1985
- 72 yards by Bobby Renn vs. Florida, 1958

## LONGEST INTERCEPTION RETURNS

- 100 yards by Deion Sanders vs. Tulsa, 1985 (TD)
- 99 yards by Ted Hewitt vs. Stetson, 1958 (TD)  
99 yards by Fred Biletnikoff vs. Miami, 1963 (TD)
- 86 yards by Tom Hillbrand vs. Auburn, 1960 (TD)
- 81 yards by Bud Whitehead vs. Wake Forest, 1959 (TD)
- 74 yards by Dale McCullers vs. Houston, 1967
- 69 yards by Howard Ehler vs. Oklahoma (Gator Bowl), 1965 (TD)
- 66 yards by Bill Dawkins vs. Wofford (Cigar Bowl), 1959
- 62 yards by Martin Mayhew vs. North Carolina, 1985 (TD)
- 51 yards by Tracy Ashley vs. Southern Illinois, 1982  
51 yards by Eric Williams vs. Southern Mississippi, 1986

## The Last Time It Happened in a Game

### Individual

Rushed for 100 yards—Sammie Smith vs. Indiana, 1986 All-American Bowl (25-205)  
Rushed for 200 yards—Sammie Smith vs. Indiana, 1986 All-American Bowl (25-205)  
Rushed for 300 yards—Greg Allen vs. Western Carolina, 1981 (32-322)  
Passed for 200 yards—Chip Ferguson vs. South Carolina, 1986 (228)  
Passed for 300 yards—Chip Ferguson vs. Oklahoma State, 1985 Gator Bowl (20-43-368)  
Passed for 400 yards—Gary Huff vs. Houston, 1972 (27-51-409)  
Passed for 500 yards—Bill Cappleman vs. Memphis State, 1969 (31-50-508)  
Received for 100 yards—Herb Gainer vs. Wichita State, 1986 (4-102)  
Received for 150 yards—Jessie Hester vs. South Carolina, 1985 (9-156)  
Scored 2 touchdowns rushing—Sammie Smith and Tanner Holoman vs. Indiana, 1986 All-American Bowl  
Scored 3 touchdowns rushing—Greg Allen vs. Louisville, 1983  
Scored 4 touchdowns rushing—Greg Allen vs. South Carolina, 1982  
Passed for 3 touchdowns—Danny McManus vs. Louisville, 1986  
Passed for 4 touchdowns—Eric Thomas vs. Auburn, 1984  
Passed for 5 touchdowns—Gary Huff vs. South Carolina, 1971  
Scored 2 touchdowns receiving—Herb Gainer vs. Louisville, 1986  
Scored 3 touchdowns receiving—Sam Platt vs. Navy, 1978  
Scored 4 touchdowns receiving—Ron Sellers vs. Wake Forest, 1968  
Scored 5 touchdowns receiving—Ron Sellers vs. Wake Forest, 1968  
Kicked 3 field goals—Derek Schmidt vs. Memphis State, 1985  
Kicked 4 field goals—Derek Schmidt vs. Memphis State, 1985  
Kicked 5 field goals—Bill Caucepe vs. Pittsburgh, 1980  
Returned an interception for touchdown—Eric Williams vs. Southern Mississippi, 1986  
Returned a punt for a touchdown—Deion Sanders vs. Florida, 1985  
Returned a blocked punt for touchdown—Brian Davis vs. Miami, 1985  
Returned a kickoff for touchdown—Dexter Carter vs. Miami, 1986

Kicked 6 PATs—Derek Schmidt vs. Louisville, 1986  
Kicked 7 PATs—Derek Schmidt vs. Wichita State, 1986  
Kicked 8 PATs—Derek Schmidt vs. Wichita State, 1986  
Kicked 9 PATs—Derek Schmidt vs. Tulsa, 1985  
Kicked 10 PATs—Derek Schmidt vs. Tulsa, 1985  
Intercepted 2 passes—Martin Mayhew vs. North Carolina, 1985  
Intercepted 3 passes—James Thomas vs. Kansas State, 1970

### Team

Rushed for 200 yards—268, vs. Indiana, 1986 All-American Bowl  
Rushed for 300 yards—379, vs. Western Carolina, 1985  
Rushed for 400 yards—409, vs. South Carolina, 1985  
Passed for 200 yards—279, vs. South Carolina, 1986  
Passed for 300 yards—338, vs. Oklahoma State, Gator Bowl, 1985  
Passed for 400 yards—437, vs. South Carolina, 1982  
Passed for 500 yards—508, vs. Memphis State, 1968  
Had 400 yards of total offense—443, vs. Southern Mississippi, 1986  
Had 500 yards of total offense—546, vs. South Carolina, 1986  
Had 600 yards of total offense—617, vs. Western Carolina, 1985  
Had 700 yards of total offense—706, vs. East Carolina, 1982  
Scored 30 points—49, vs. Southern Mississippi, 1986  
Scored 40 points—49, vs. Southern Mississippi, 1986  
Scored 50 points—54, vs. Louisville, 1986  
Scored 60 points—76, vs. Tulsa, 1985  
Scored 70 points—76, vs. Tulsa, 1985  
Had 3 touchdowns rushing—4, vs. Indiana, 1986 All-American Bowl  
Had 4 touchdowns rushing—4, vs. Indiana, 1986 All-American Bowl  
Had 5 touchdowns rushing—5, vs. Tulane, 1988  
Had 6 touchdowns rushing—6, vs. Louisville, 1982  
Had 20 first downs—20, vs. Indiana, 1986 All-American Bowl  
Had 25 first downs—26, vs. South Carolina, 1986  
Had 30 first downs—31, vs. Louisville, 1986  
Had 35 first downs—36, vs. East Carolina, 1980

# Team Season Records



## Points Scored

- 389 in 1984
- 388 in 1982
- 368 in 1985
- 366 in 1986
- 353 in 1983
- 352 in 1980
- 319 in 1979
- 312 in 1978
- 287 in 1972
- 281 in 1968

## Most Touchdowns Scored

- 53 in 1982
- 48 in 1984
- 48 in 1983
- 45 in 1985
- 45 in 1986
- 42 in 1978
- 41 in 1980
- 39 in 1979
- 39 in 1972
- 39 in 1954

## Most Touchdowns Rushing

- 30 in 1982
- 30 in 1983
- 26 in 1986
- 23 in 1984
- 21 in 1966
- 21 in 1985
- 20 in 1950
- 19 in 1953
- 18 in 1951
- 18 in 1978

## Most Touchdowns Passing

- 29 in 1968
- 28 in 1972
- 23 in 1971
- 21 in 1982
- 19 in 1984
- 19 in 1954
- 19 in 1980
- 18 in 1983
- 18 in 1979
- 18 in 1967
- 18 in 1977
- 18 in 1965

## XP Run-Pass Made

- 5 in 1958 (of 8)
- 5 in 1959 (of 14)
- 4 in 1975 (of 5)
- 3 in 1986 (of 3)
- 3 in 1979 (of 8)
- 3 in 1960 (of 7)
- 3 in 1984 (of 6)

## XP Run-Pass Attempted

- 14 in 1959
- 8 in 1979
- 8 in 1958
- 7 in 1960
- 6 in 1970
- 6 in 1972
- 6 in 1984

## Most First Downs Made

- 269 in 1983
- 254 in 1982
- 251 in 1984
- 233 in 1968
- 232 in 1978
- 228 in 1985
- 224 in 1977
- 222 in 1980
- 222 in 1986
- 221 in 1979

## Most Field Goals Made

- 22 in 1980
- 18 in 1985
- 17 in 1984
- 15 in 1979

- 15 in 1986
- 14 in 1970
- 13 in 1977
- 13 in 1971
- 12 in 1989
- 9 in 1967
- 9 in 1964

## Most Field Goals Attempted

- 30 in 1980
- 25 in 1970
- 25 in 1985
- 24 in 1979
- 24 in 1971
- 24 in 1984
- 24 in 1986
- 23 in 1977
- 21 in 1969
- 18 in 1972
- 18 in 1968

## XP Kicks Made

- 52 in 1982 (of 53)
- 44 in 1985
- 42 in 1984
- 41 in 1986 (of 42)
- 39 in 1978
- 38 in 1983 (of 45)
- 38 in 1980
- 31 in 1968 (of 32)
- 30 in 1979
- 30 in 1971 (of 31)
- 30 in 1972 (of 33)

## XP Kicks Attempted

- 53 in 1982
- 45 in 1983
- 44 in 1985
- 42 in 1984
- 42 in 1986
- 40 in 1978
- 38 in 1980
- 36 in 1954
- 33 in 1972
- 33 in 1950

## Total Plays

- 855 in 1979
- 845 in 1978
- 835 in 1980
- 830 in 1983
- 825 in 1982
- 814 in 1952
- 810 in 1972
- 807 in 1984
- 792 in 1968
- 787 in 1970

## Most Yards Rushing

- 3021 in 1984
- 2552 in 1983
- 2369 in 1985
- 2339 in 1982
- 2194 in 1949
- 2142 in 1953
- 2138 in 1980
- 2133 in 1986
- 2055 in 1981
- 1961 in 1979

## Most Yards Rushing Per Game

- 274.6 in 1984
- 229.3 in 1983
- 225.9 in 1950
- 219.4 in 1949
- 215.4 in 1985
- 214.2 in 1953
- 212.6 in 1982
- 210.3 in 1948
- 205.0 in 1951
- 194.3 in 1980

## First Down Rushing

- 146 in 1984

- 140 in 1963
- 137 in 1980
- 118 in 1985
- 117 in 1981
- 116 in 1982
- 108 in 1986
- 107 in 1975
- 106 in 1958
- 105 in 1979
- 105 in 1956
- 105 in 1953

## First Down Penalty

- 20 in 1975
- 20 in 1973
- 18 in 1983
- 17 in 1966
- 15 in 1984
- 15 in 1976
- 15 in 1968
- 14 in 1986
- 14 in 1985
- 13 in 1980

## Total Offense

- 5124 in 1982
- 4859 in 1984
- 4859 in 1983
- 4522 in 1978
- 4474 in 1972
- 4447 in 1985
- 4328 in 1968
- 4217 in 1970
- 4197 in 1986
- 4103 in 1977

## Total Offense Per Game

- 465.8 in 1982
- 451.0 in 1984
- 444.4 in 1983
- 432.8 in 1968
- 411.1 in 1978
- 406.7 in 1972
- 404.3 in 1985
- 383.4 in 1970
- 381.5 in 1986
- 378.6 in 1967

## Most Pass Completions

- 209 in 1972
- 206 in 1978
- 195 in 1968
- 191 in 1969
- 190 in 1967
- 190 in 1962
- 176 in 1983

## Highest Completion Percent

- 59.0 in 1964
- 58.6 in 1980
- 56.2 in 1983
- 55.8 in 1978
- 55.5 in 1976
- 55.0 in 1971
- 54.8 in 1968
- 54.6 in 1982
- 54.5 in 1977
- 54.5 in 1986

## Most Times Intercepted

- 23 in 1972
- 21 in 1973
- 21 in 1967
- 21 in 1954
- 18 in 1981

## Most Rush Plays

- 603 in 1980
- 571 in 1984
- 519 in 1975
- 518 in 1983
- 515 in 1953
- 507 in 1979
- 503 in 1985

- 492 in 1981
- 488 in 1976
- 477 in 1982

## Rush Yards Per Play

- 5.69 in 1985
- 5.29 in 1984
- 4.95 in 1949
- 4.90 in 1982
- 4.87 in 1983
- 4.43 in 1986
- 4.34 in 1968
- 4.30 in 1950
- 4.28 in 1950
- 4.23 in 1953

## First Downs Passing

- 129 in 1972
- 128 in 1978
- 127 in 1982
- 127 in 1968
- 120 in 1977
- 117 in 1971
- 112 in 1970
- 112 in 1986
- 111 in 1983

## Most Yards Passing

- 2974 in 1972
- 2844 in 1968
- 2838 in 1970
- 2785 in 1982
- 2750 in 1971
- 2749 in 1978
- 2367 in 1983

## Most Yards Pass Per Game

- 284.4 in 1968
- 270.4 in 1972
- 258.4 in 1967
- 258.0 in 1970
- 255.0 in 1969
- 253.2 in 1982

## Most Pass Attempts

- 389 in 1972
- 369 in 1978
- 356 in 1969
- 356 in 1986
- 352 in 1967
- 348 in 1982

## Highest Punt Average

- 45.2 in 1981
- 45.1 in 1980
- 43.1 in 1985
- 42.3 in 1984
- 42.2 in 1983
- 42.0 in 1986
- 40.6 in 1970
- 40.0 in 1978
- 39.7 in 1979
- 39.6 in 1965

## Most Punts

- 81 in 1973
- 66 in 1979
- 65 in 1981
- 63 in 1970
- 61 in 1974
- 61 in 1965
- 59 in 3 years
- 57 in 1980

## Most Passes Intercepted By

- 25 in 1968
- 24 in 1982
- 24 in 1949
- 23 in 1979
- 22 in 1972
- 22 in 1985
- 21 in 1948
- 20 in 1969
- 18 in 1980

# Record Against All Opponents



| Team                      | First Meeting | Last Meeting |      |       | W | L  | T |
|---------------------------|---------------|--------------|------|-------|---|----|---|
|                           |               | Date         | Site | Score |   |    |   |
| Abilene Christian         | 1953          | 1957         | H    | 34-7  | 1 | 2  | 0 |
| Alabama                   | 1965          | 1974         | H    | 7-8   | 0 | 2  | 1 |
| Arizona State*            | 1971          | 1984         | A    | 52-44 | 3 | 1  | 0 |
| <b>Auburn</b>             | 1954          | 1985         | A    | 27-59 | 1 | 12 | 1 |
| Baylor                    | 1965          | 1974         | H    | 17-21 | 1 | 2  | 1 |
| Boston College            | 1957          | 1980         | H    | 41-7  | 2 | 1  | 0 |
| Cincinnati                | 1977          | 1983         | H    | 43-17 | 5 | 0  | 0 |
| Citadel, The              | 1955          | 1962         | H    | 49-0  | 4 | 0  | 1 |
| Clemson                   | 1970          | 1976         | H    | 12-15 | 2 | 1  | 0 |
| Colorado State            | 1972          | 1974         | H    | 7-14  | 1 | 1  | 0 |
| Cumberland                | 1947          | 1948         | H    | 30-0  | 1 | 1  | 0 |
| Delta State               | 1951          | 1951         | H    | 34-0  | 1 | 0  | 0 |
| <b>East Carolina</b>      | 1980          | 1984         | H    | 48-17 | 4 | 0  | 0 |
| Erskine                   | 1948          | 1949         | H    | 26-7  | 1 | 1  | 0 |
| Florida                   | 1958          | 1986         | H    | 13-17 | 6 | 22 | 1 |
| <b>Furman</b>             | 1952          | 1963         | H    | 49-6  | 7 | 2  | 0 |
| George Washington         | 1961          | 1961         | H    | 15-7  | 1 | 0  | 0 |
| Georgia*                  | 1954          | 1984         | N    | 17-17 | 4 | 5  | 1 |
| Georgia Tech              | 1952          | 1975         | A    | 0-30  | 0 | 7  | 1 |
| Houston                   | 1960          | 1978         | H    | 21-27 | 2 | 12 | 2 |
| Howard                    | 1950          | 1950         | H    | 20-6  | 1 | 0  | 0 |
| Indiana                   | 1986          | 1986         | N    | 27-13 | 1 | 0  | 0 |
| Iowa State                | 1975          | 1975         | H    | 6-10  | 0 | 1  | 0 |
| Jacksonville Navy         | 1951          | 1951         | A    | 39-0  | 1 | 0  | 0 |
| Jacksonville State (Ala.) | 1947          | 1947         | H    | 0-7   | 0 | 1  | 0 |
| Kansas                    | 1971          | 1985         | H    | 24-20 | 4 | 2  | 0 |
| Kansas State              | 1970          | 1977         | A    | 18-10 | 3 | 0  | 0 |
| Kentucky                  | 1960          | 1965         | A    | 24-26 | 1 | 3  | 1 |
| Livingston State          | 1948          | 1949         | A    | 6-13  | 1 | 1  | 0 |
| Louisiana State*          | 1968          | 1983         | A    | 40-35 | 4 | 2  | 0 |
| Louisiana Tech            | 1952          | 1953         | A    | 21-32 | 0 | 2  | 0 |

| Team                        | First Meeting | Last Meeting |      |       | W  | L  | T |
|-----------------------------|---------------|--------------|------|-------|----|----|---|
|                             |               | Date         | Site | Score |    |    |   |
| <b>Louisville</b>           | 1952          | 1986         | A    | 54-18 | 9  | 1  | 0 |
| Maryland                    | 1966          | 1968         | A    | 24-14 | 2  | 0  | 0 |
| <b>Memphis State</b>        | 1959          | 1985         | H    | 19-10 | 7  | 7  | 1 |
| <b>Miami</b>                | 1951          | 1986         | A    | 23-41 | 13 | 17 | 0 |
| Michigan                    | 1986          | 1986         | A    | 18-20 | 0  | 1  | 0 |
| Millsaps                    | 1948          | 1949         | H    | 40-0  | 2  | 0  | 0 |
| Mississippi                 | 1961          | 1961         | A    | 0-33  | 0  | 1  | 0 |
| Mississippi College         | 1948          | 1950         | H    | 33-0  | 3  | 0  | 0 |
| Mississippi State           | 1966          | 1979         | H    | 17-6  | 7  | 2  | 0 |
| Navy                        | 1978          | 1978         | H    | 38-6  | 1  | 0  | 0 |
| Nebraska                    | 1980          | 1986         | A    | 17-34 | 2  | 2  | 0 |
| Newberry                    | 1950          | 1950         | A    | 24-0  | 1  | 0  | 0 |
| New Mexico State            | 1964          | 1964         | H    | 36-0  | 1  | 0  | 0 |
| North Carolina*             | 1983          | 1986         | H    | 10-0  | 2  | 0  | 1 |
| North Carolina State        | 1952          | 1969         | H    | 33-22 | 8  | 4  | 0 |
| North Texas State           | 1976          | 1977         | H    | 35-14 | 2  | 0  | 0 |
| Notre Dame                  | 1981          | 1981         | A    | 19-13 | 1  | 0  | 0 |
| Ohio                        | 1956          | 1956         | H    | 47-7  | 1  | 0  | 0 |
| Ohio State                  | 1981          | 1982         | A    | 34-17 | 2  | 0  | 0 |
| Oklahoma*                   | 1965          | 1980         | N    | 17-18 | 1  | 3  | 0 |
| Oklahoma State*             | 1958          | 1985         | N    | 34-23 | 3  | 1  | 0 |
| Penn State*                 | 1968          | 1968         | N    | 17-17 | 0  | 0  | 1 |
| Pittsburgh                  | 1971          | 1983         | A    | 16-17 | 3  | 5  | 0 |
| Randolph Macon              | 1950          | 1950         | H    | 40-7  | 1  | 0  | 0 |
| Richmond                    | 1959          | 1961         | H    | 13-7  | 3  | 0  | 0 |
| San Diego State             | 1973          | 1977         | A    | 16-41 | 0  | 2  | 0 |
| Sewanee                     | 1949          | 1950         | H    | 14-8  | 2  | 0  | 0 |
| South Carolina              | 1966          | 1986         | A    | 45-28 | 11 | 3  | 0 |
| Southern Illinois           | 1982          | 1982         | H    | 59-8  | 1  | 0  | 0 |
| <b>Southern Mississippi</b> | 1952          | 1986         | H    | 49-13 | 10 | 7  | 1 |
| Stetson                     | 1947          | 1954         | A    | 47-6  | 6  | 1  | 1 |
| Sul Ross State              | 1951          | 1951         | H    | 35-12 | 1  | 0  | 0 |
| Syracuse                    | 1966          | 1978         | A    | 28-0  | 1  | 1  | 0 |
| Tampa                       | 1948          | 1959         | A    | 33-0  | 9  | 2  | 0 |
| Temple                      | 1984          | 1984         | H    | 44-27 | 1  | 0  | 0 |
| Tennessee                   | 1958          | 1958         | A    | 10-0  | 1  | 0  | 0 |
| Tennessee-Chattanooga       | 1984          | 1984         | H    | 37-0  | 1  | 0  | 0 |
| Tennessee Tech              | 1947          | 1958         | H    | 22-7  | 1  | 1  | 0 |
| Texas A&M                   | 1967          | 1968         | H    | 20-14 | 2  | 0  | 0 |
| Texas Christian             | 1963          | 1965         | A    | 3-7   | 1  | 2  | 0 |
| <b>Texas Tech*</b>          | 1966          | 1977         | N    | 40-16 | 3  | 1  | 0 |
| Texas Western*              | 1954          | 1954         | N    | 20-47 | 0  | 1  | 0 |
| Toledo                      | 1986          | 1986         | H    | 24-0  | 1  | 0  | 0 |
| Troy State                  | 1947          | 1951         | H    | 40-0  | 4  | 1  | 0 |
| Tulane**                    | 1983          | 1986         | H    | 54-21 | 4  | 0  | 0 |
| Tulsa                       | 1969          | 1985         | H    | 76-14 | 5  | 0  | 0 |
| Utah State                  | 1975          | 1975         | H    | 17-8  | 1  | 0  | 0 |
| Villanova                   | 1954          | 1957         | A    | 7-21  | 3  | 1  | 0 |
| Virginia Military           | 1952          | 1954         | A    | 33-19 | 2  | 1  | 0 |
| Virginia Tech               | 1955          | 1980         | H    | 31-7  | 14 | 10 | 1 |
| Wake Forest                 | 1956          | 1973         | A    | 7-9   | 7  | 2  | 1 |
| West Virginia*              | 1982          | 1982         | N    | 31-12 | 1  | 0  | 0 |
| Western Carolina            | 1981          | 1985         | H    | 50-10 | 2  | 0  | 0 |
| Whiting Field               | 1949          | 1949         | H    | 74-0  | 1  | 0  | 0 |
| Wichita State               | 1969          | 1986         | H    | 59-3  | 2  | 0  | 0 |
| William & Mary              | 1959          | 1960         | H    | 22-0  | 1  | 1  | 0 |
| Wofford*                    | 1949          | 1952         | A    | 27-13 | 3  | 0  | 0 |
| Wyoming*                    | 1966          | 1966         | N    | 20-28 | 0  | 1  | 0 |



Young players like Odell Haggins (#53) and John Hadley (#21) make the future of Seminole football exciting.

\*Bowl Games Included \*\*Forfeit Included  
**Bold Face type indicates 1987 opponent**

# Seminoles on T.V.



(Won 28, Lost 18, Tied 3)

| Year | Opponent        | Location         | Score | Network   | Bowl         |
|------|-----------------|------------------|-------|-----------|--------------|
| 1958 | Oklahoma State  | Louisville, KY   | 6-15  | ABC       | Bluegrass    |
| 1959 | Virginia Tech   | Blacksburg, VA   | 7-6   | ABC       | —            |
| 1965 | Oklahoma        | Jacksonville, FL | 36-19 | ABC       | Gator        |
| 1966 | Virginia Tech   | Blacksburg, VA   | 21-23 | ABC       | —            |
| 1966 | Wyoming         | El Paso, TX      | 20-28 | NBC       | Sun          |
| 1967 | Memphis State   | Memphis, TN      | 26-7  | ABC       | —            |
| 1967 | Penn State      | Jacksonville, FL | 17-17 | ABC       | Gator        |
| 1968 | Florida         | Tallahassee, FL  | 9-3   | ABC       | —            |
| 1968 | Louisiana State | Atlanta, GA      | 27-31 | TV-Sports | Peach        |
| 1969 | N.C. State      | Tallahassee, FL  | 33-22 | ABC       | —            |
| 1970 | Houston         | Tampa, FL        | 21-53 | ABC       | —            |
| 1971 | Miami           | Miami, FL        | 20-17 | ABC       | —            |
| 1971 | Arizona State   | Tempe, AZ        | 38-45 | Mizlou    | Fiesta       |
| 1972 | Auburn          | Auburn, AL       | 14-27 | ABC       | —            |
| 1977 | Florida         | Gainesville, FL  | 37-9  | ABC       | —            |
| 1977 | Texas Tech      | Orlando, FL      | 40-17 | Mizlou    | Tangerine    |
| 1978 | Miami           | Miami, FL        | 31-21 | ABC       | —            |
| 1978 | Navy            | Tallahassee, FL  | 38-6  | ABC       | —            |
| 1979 | Virginia Tech   | Blacksburg, VA   | 17-10 | ABC       | —            |
| 1979 | Louisiana State | Baton Rouge, LA  | 24-19 | ABC       | —            |
| 1979 | Florida         | Gainesville, FL  | 27-16 | ABC       | —            |
| 1979 | Oklahoma        | Miami, FL        | 7-24  | ABC       | Orange       |
| 1980 | Memphis State   | Memphis, TN      | 24-3  | ABC       | —            |
| 1980 | Virginia Tech   | Tallahassee, FL  | 31-7  | ABC       | —            |
| 1980 | Florida         | Tallahassee, FL  | 17-13 | ABC       | —            |
| 1980 | Oklahoma        | Miami, FL        | 17-18 | ABC       | Orange       |
| 1981 | Miami           | Tallahassee, FL  | 19-27 | ABC       | —            |
| 1981 | Southern Miss   | Tallahassee, FL  | 14-58 | ABC       | —            |
| 1982 | Miami           | Miami, FL        | 24-7  | CBS       | —            |
| 1982 | Louisville      | Tallahassee, FL  | 49-14 | WTBS      | —            |
| 1982 | West Virginia   | Jacksonville, FL | 31-12 | ABC       | Gator        |
| 1983 | Louisiana State | Baton Rouge, LA  | 40-35 | ABC       | —            |
| 1983 | Louisville      | Tallahassee, FL  | 51-7  | WTBS      | —            |
| 1983 | Florida         | Gainesville, FL  | 14-53 | CBS       | —            |
| 1983 | North Carolina  | Atlanta, GA      | 28-3  | CBS       | Peach        |
| 1984 | South Carolina  | Columbia, SC     | 26-38 | ABC       | —            |
| 1984 | Florida         | Tallahassee, FL  | 17-27 | ABC       | —            |
| 1984 | Georgia         | Orlando, FL      | 17-17 | NBC       | Citrus       |
| 1985 | Tulane          | New Orleans, LA  | 38-12 | WTBS      | —            |
| 1985 | Nebraska        | Lincoln, NE      | 17-13 | ABC       | —            |
| 1985 | Memphis State   | Tallahassee, FL  | 19-10 | WTBS      | —            |
| 1985 | Auburn          | Auburn, AL       | 28-59 | WTBS      | —            |
| 1985 | Miami           | Tallahassee, FL  | 27-35 | ABC       | —            |
| 1985 | South Carolina  | Tallahassee, FL  | 56-14 | ESPN      | —            |
| 1985 | Oklahoma State  | Jacksonville, FL | 34-23 | ABC       | Gator        |
| 1986 | Nebraska        | Lincoln, NE      | 17-34 | ABC       | —            |
| 1986 | North Carolina  | Tallahassee, FL  | 10-10 | WTBS      | —            |
| 1986 | Miami           | Miami, FL        | 23-41 | CBS       | —            |
| 1986 | Indiana         | Birmingham, AL   | 27-13 | WTBS      | All-American |

## THE BOB CRENSHAW AWARD

Given in memory of Robert E. (Bob) Crenshaw, 1955, Florida State football captain and student leader who was killed in a jet crash in 1968, the plaque's inscription reads: "To the Football Player With the Biggest Heart." The recipient is chosen by his teammates as the man who best exemplified the "qualities that made Bob Crenshaw an outstanding football player and person."

1958—Al Ulmer, Guard  
 1959—Ramon Rogers, Center  
 1960—Abner Bigbee, Fullback  
 1961—Paul Andrews, Fullback  
 1962—Jim Sims, Tackle  
 1963—Larry Brinkley, Fullback  
 1964—Dick Hermann, Linebacker  
 1965—Howard Ehler, Defensive Back

1966—Ed Pope, Guard  
 1967—Kim Hammond, Quarterback  
 1968—Billy Gunter, Running Back  
 1969—Stan Walker, Guard  
 1970—Bill Lohse, Linebacker  
 1971—Bill Henson, Defensive Tackle  
 1972—Allen Dees, Center

1973—Steve Bratton, Defensive End  
 1974—Jeff Gardner, Offensive Guard  
 1975—Lee Nelson, Defensive Back  
 1976—Joe Camps, Defensive Back  
 1977—Aaron Carter, Linebacker  
 1978—Scott Warren, Defensive End  
 1979—Greg Futch, Offensive Tackle

1980—Monk Bonasorte, Defensive Back  
 1981—Barry Voltapetti, Offensive Tackle  
 1982—Blair Williams, Quarterback  
 1983—Tom McCormick, Center  
 1984—Todd Stroud, Noseguard  
 1985—Pete Pantton, Tight End  
 1986—Greg Newell, Free Safety

# Best Performances by Opponents



## INDIVIDUAL

**Most Yards Rushing**—304, Sam DeJarnette, Southern Mississippi, 1982  
**Most Times Carried**—43, Sam DeJarnette, Southern Mississippi, 1982  
**Most Yards Passing**—532, Jeff VanRaaphorst, Arizona State, 1984  
**Most Passes Attempted**—59, Jeff VanRaaphorst, Arizona State, 1984  
**Most Passes Completed**—38, Jeff VanRaaphorst, Arizona State, 1984  
**Most Passes Caught**—13, Gary Williams, Ohio State, 1981  
**Most Yards Pass Receiving**—229, Gary Williams, Ohio State, 1981  
**Most Total Offense**—532, Jeff VanRaaphorst, Arizona State, 1984  
**Longest Touchdown Run from Scrimmage**—94, Roger Craig, Nebraska, 1981  
**Longest Punt Return**—86, Daryl Cox, Kentucky, 1961 (TD)  
**Most Touchdowns on Returns**—2, Henry Williams, East Carolina, 1983 (1 kickoff, 1 punt)  
**Most Interceptions**—4, Bryant Gilliard, South Carolina, Nov. 10, 1984  
**Longest Interception Return**—99, Treg Songy, Tulane, 1983  
**Longest Kickoff Return**—100, Anthony Collins, East Carolina, 1980

**Longest Touchdown Pass**—83, from D.C. Nobles to Bryan Willingham, Houston, Nov. 3, 1973  
**Longest Pass Play**—95, from Ronnie Fletcher to Ben Hart, Oklahoma (Gator Bowl), 1965  
**Longest Punt**—77, Jim Walton, Boston College, 1976; Rob Rajsich, Miami, 1978  
**Longest Field Goal**—61, Wayne Latimer, Virginia Tech, 1975  
**Most Field Goals**—6, Bobby Raymond, Florida, 1983  
**Most Fumbles Recovered**—3, John Hohesiel, Wichita State, 1969

## TEAM

**Passes Attempted**—54, Florida, 1979; Arizona State, 1984  
**Passes Completed**—38, Arizona State, 1984  
**Pass Yardage**—532, Arizona State, 1984  
**Rushing Yardage**—472, Nebraska, 1981  
**Total Offense**—651, Arizona State, 1984  
**Rushing Attempts**—80, Houston, 1974  
**Points Scored**—59, Auburn, 1985  
**Most First Downs (Passing)**—26, Arizona State, 1984  
**Most Fumbles**—17, Wichita State, 1969  
**Most Fumbles Lost**—10 (of 17), Wichita State, 1969  
**Most Interceptions (Defense)**—7, South Carolina, 1984  
**Most Interceptions Returned for TDS**—2, Auburn, 1985  
**Penalties**—18, South Carolina, 1985

# Homecoming Games



(30 Wins, 8 Losses, 1 Tie)

| Year | Opponent             | FSU | Opp | Year | Opponent              | FSU | Opp |
|------|----------------------|-----|-----|------|-----------------------|-----|-----|
| 1948 | Tampa                | 33  | 12  | 1968 | Wake Forest           | 42  | 24  |
| 1949 | Millsaps             | 40  | 0   | 1969 | South Carolina        | 34  | 9   |
| 1950 | Sewanee              | 14  | 8   | 1970 | Virginia Tech         | 34  | 8   |
| 1951 | Stetson              | 13  | 10  | 1971 | Mississippi State     | 27  | 9   |
| 1952 | Furman               | 0   | 9   | 1972 | Colorado State        | 33  | 0   |
| 1953 | Stetson              | 13  | 6   | 1973 | Memphis State         | 10  | 13  |
| 1954 | Furman               | 33  | 14  | 1974 | Virginia Tech         | 21  | 56  |
| 1955 | The Citadel          | 39  | 0   | 1975 | Miami (Florida)       | 22  | 24  |
| 1956 | Wake Forest          | 14  | 14  | 1976 | Southern Mississippi  | 30  | 27  |
| 1957 | Virginia Tech        | 20  | 7   | 1977 | North Texas State     | 35  | 14  |
| 1958 | Tampa                | 43  | 0   | 1978 | Navy                  | 38  | 6   |
| 1959 | William & Mary       | 0   | 9   | 1979 | South Carolina        | 27  | 7   |
| 1960 | Kentucky             | 0   | 23  | 1980 | Boston College        | 41  | 7   |
| 1961 | Southern Mississippi | 0   | 12  | 1981 | Western Carolina      | 56  | 31  |
| 1962 | Houston              | 0   | 7   | 1982 | Southern Illinois     | 59  | 8   |
| 1963 | North Carolina State | 14  | 0   | 1983 | Cincinnati            | 43  | 17  |
| 1964 | Kentucky             | 48  | 6   | 1984 | Tennessee-Chattanooga | 37  | 0   |
| 1965 | Wake Forest          | 35  | 0   | 1985 | Western Carolina      | 50  | 10  |
| 1966 | Wake Forest          | 28  | 0   | 1986 | Southern Mississippi  | 49  | 13  |
| 1967 | Texas Tech           | 28  | 12  |      |                       |     |     |

# Coaches and Captains



| Year          | Coach         | Captains  | W          | L          | T         | FSU Pts.    | Opp Pts.    |
|---------------|---------------|---|------------|------------|-----------|-------------|-------------|
| 1947          | Ed Williamson | Jack McMillan, Phil Rountree  | 0          | 5          | 0         | 18          | 90          |
| 1948          | Don Veller    | Game Captains   | 7          | 1          | 0         | 152         | 64          |
| 1949*         | Don Veller    | Hugh Adams  | 9          | 1          | 0         | 291         | 59          |
| 1950          | Don Veller    | Duke Malby  | 8          | 0          | 0         | 219         | 54          |
| 1951          | Don Veller    | Bill Dawkins  | 6          | 2          | 0         | 194         | 72          |
| 1952          | Don Veller    | Curtis Campbell, Vic Szczepanik   | 1          | 8          | 1         | 101         | 261         |
| 1953          | Tom Nugent    | Steve Kalenich  | 5          | 5          | 0         | 183         | 146         |
| 1954*         | Tom Nugent    | Game Captains   | 8          | 4          | 0         | 277         | 190         |
| 1955          | Tom Nugent    | Bob Crenshaw, Don Powell  | 5          | 5          | 0         | 147         | 186         |
| 1956          | Tom Nugent    | Joe Holt, Buck Metz   | 5          | 4          | 1         | 178         | 116         |
| 1957          | Tom Nugent    | Ron Schomburger   | 4          | 6          | 0         | 136         | 165         |
| 1958*         | Tom Nugent    | Vic Prinzi, Bobby Renn  | 7          | 4          | 0         | 218         | 124         |
| 1959*         | Perry Moss    | John Spivey, Al Ulmer   | 4          | 6          | 0         | 149         | 132         |
| 1960          | Bill Peterson | Tony Romeo  | 3          | 6          | 1         | 111         | 136         |
| 1961          | Bill Peterson | Steve Klesius   | 4          | 5          | 1         | 93          | 128         |
| 1962          | Bill Peterson | Gene McDowell   | 4          | 3          | 3         | 170         | 69          |
| 1963          | Bill Peterson | Charlie Calhoun, Chuck Robinson   | 4          | 5          | 1         | 167         | 93          |
| 1964*         | Bill Peterson | Bill Dawson, Fred Biletznikoff, George D'Alasandro                        | 9          | 1          | 1         | 263         | 85          |
| 1965          | Bill Peterson | Bill McDowell, Max Wettstein  | 4          | 5          | 1         | 121         | 119         |
| 1966*         | Bill Peterson | Game Captains   | 6          | 5          | 0         | 274         | 215         |
| 1967*         | Bill Peterson | Game Captains   | 7          | 2          | 2         | 250         | 187         |
| 1968*         | Bill Peterson | Game Captains   | 8          | 3          | 0         | 308         | 211         |
| 1969          | Bill Peterson | Game Captains   | 6          | 3          | 1         | 220         | 182         |
| 1970          | Bill Peterson | Game Captains   | 7          | 4          | 0         | 254         | 195         |
| 1971*         | Larry Jones   | Rhett Dawson, John Lanahan  | 8          | 4          | 0         | 309         | 174         |
| 1972          | Larry Jones   | Gary Huff, Larry Strickland   | 7          | 4          | 0         | 287         | 224         |
| 1973          | Larry Jones   | Jim Malkiewicz, Don Sparkman  | 0          | 11         | 0         | 98          | 331         |
| 1974          | Darrell Mudra | Joe Goldsmith, Bert Cooper  | 1          | 10         | 0         | 130         | 289         |
| 1975          | Darrell Mudra | Greg Johnson, Jeff Gardner  | 3          | 8          | 0         | 187         | 213         |
| 1976          | Bobby Bowden  | Jimmy Black, Jeff Leggett, Joe Camps, Rudy Thomas                         | 5          | 6          | 0         | 205         | 258         |
| 1977*         | Bobby Bowden  | Aaron Carter, Bill Duley, Larry Key, Tom Rushing, Nat Terry               | 10         | 2          | 0         | 314         | 170         |
| 1978          | Bobby Bowden  | Nate Henderson, Willie Jones, Ivory Joe Hunter                            | 8          | 3          | 0         | 312         | 208         |
| 1979*         | Bobby Bowden  | Mike Good, Ivory Joe Hunter, Scott Warren, Wally Woodham                  | 11         | 1          | 0         | 326         | 160         |
| 1980*         | Bobby Bowden  | Reggie Herring, Greg Futch, Ron Simmons, Ken Lanier                       | 10         | 2          | 0         | 352         | 85          |
| 1981          | Bobby Bowden  | James Harris, James Gilbert, Rohn Stark, Michael Whiting, Rick Stockstill | 6          | 5          | 0         | 237         | 251         |
| 1982*         | Bobby Bowden  | Game Captains   | 9          | 3          | 0         | 419         | 254         |
| 1983*         | Bobby Bowden  | Game Captains   | 8          | 4          | 0         | 353         | 256         |
| 1984*         | Bobby Bowden  | Greg Allen, Joe Wessel, Henry Taylor                                      | 7          | 3          | 2         | 389         | 237         |
| 1985*         | Bobby Bowden  | John Ionata, Todd Stroud, Kirk Coker                                      | 9          | 3          | 0         | 402         | 258         |
| 1986*         | Bobby Bowden  | Fred Jones, Gerald Nichols, Louis Berry, Jim Hendley                      | 7          | 4          | 1         | 366         | 205         |
| <b>Totals</b> |               |   | <b>240</b> | <b>166</b> | <b>16</b> | <b>9548</b> | <b>6852</b> |

\*Bowl Game Included

# Coaches' Cumulative Records



| Name          | Tenure  | Years | W-L-T    | Pct. | FSU Pts. | Opp Pts. |
|---------------|---------|-------|----------|------|----------|----------|
| Ed Williamson | 1947    | 1     | 0-5-0    | .000 | 18       | 90       |
| Don Veller    | 1948-52 | 5     | 31-12-1  | .716 | 938      | 504      |
| Tom Nugent    | 1953-58 | 6     | 34-28-1  | .548 | 1123     | 865      |
| Perry Moss    | 1959    | 1     | 4-6-0    | .400 | 149      | 132      |
| Bill Peterson | 1960-70 | 11    | 62-42-11 | .587 | 2234     | 1602     |
| Larry Jones   | 1971-73 | 3     | 15-19-0  | .441 | 407      | 505      |
| Darrell Mudra | 1974-75 | 2     | 4-18-0   | .182 | 317      | 502      |
| Bobby Bowden  | 1976-   | 11    | 90-36-3  | .705 | 3712     | 2331     |

# Florida State All-Americans



|      |                       |  |
|------|-----------------------|--|
| 1962 | Gane McDowell (LB)    | AP (3)   |
| 1964 | Fred Biletnikoff (SE) | AP (1), FWA (1), NEA (1), FN (1), NY NEWS (1), UPI (2), AFC (2), NCAA  |
| 1966 | Del Williams (OG)     | AP (2)   |
| 1967 | Kim Hammond (QB)      | AP (2), UPI (2)  |
|      | Ron Sellers (FL)      | AP (1), AFC (1), NEA (1), FN (1), UPI (2), FWA (2), NCAA               |
| 1968 | Ron Sellers (FL)      | AP (1), AFC (1), FN (1), SN (1), TIME (1), UPI (2), NEA (2), FWA (2)   |
|      | Dale McCullers (LB)   | AP (3)   |
|      | Jack Fenwick (OR)     | AP (HM)  |
|      | Bill Cappleman (QB)   | AP (HM)  |
| 1971 | Rhett Dawson (WR)     | AP (3)   |
| 1972 | Larry Strickland (LB) | AP (HM)  |
|      | Gary Huff (QB)        | AFC (1), GRID (1), TIME (1), CH (1), PFW (1), FN (2), UPI (2), AP (HM) |
|      | Barry Smith (WR)      | AFC (1), CH (1), AP (2), UPI (2), US (2), FN (3)                       |
|      | James Thomas (DB)     | TIME (1), PFW (1), US (1), FN (3)                                      |
| 1976 | Gil Wesley (C)        | FN (3)   |
| 1977 | Ron Simmons (MG)      | AP (HM), FN (HM), FN (FR)  |
| 1978 | Jackie Flowers (WR)   | AP (HM), SN (HM)   |
|      | Nate Henderson (DE)   | AP (HM)  |
|      | Willie Jones (DE)     | UPI (2), AP (HM), SN (HM)  |
|      | Ron Simmons (MG)      | FN (3), AP (HM)  |
| 1979 | Monk Bonasorte (DB)   | AP (3)   |
|      | Jackie Flowers (WR)   | UPI (2), FN (2)  |
|      | Mike Good (OG)        | AP (HM)  |
|      | Jimmy Jordan (QB)     | SN (HM)  |
|      | Ron Simmons (MG)      | AP (1), UPI (1), CAMP (1), FN (1), KOD (1), NCAA                       |

|      |                        |  |
|------|------------------------|--|
|      | Scott Warren (DE)      | CH (1), AP (HM)                            |
|      | Gil Wesley (C)         | CH (1)                                     |
| 1980 | Monk Bonasorte (DB)    | FN (2)                                     |
|      | Bobby Butler (DB)      | NEA (1), AP (3)                            |
|      | Reggie Herring (LB)    | AP (2)                                     |
|      | Ken Lanier (OT)        | AP (2)                                     |
|      | Ron Simmons (MG)       | UPI (1), KOD (1), SN (1), FN (3), NCAA     |
|      | Rohn Stark (P)         | KOD (1), UPI (1), SN (1), FN (3)           |
| 1981 | Greg Allen (RB)        | FN (FR)                                    |
|      | Garry Futch (DT)       | AP (HM)                                    |
|      | Tom McCormick (C)      | AP (HM)                                    |
|      | Rohn Stark (P)         | SN (1), UPI (1), NEA (1), HI (1)           |
|      | Barry Voltapetti (OT)  | AP (HM)                                    |
| 1982 | Greg Allen (RB)        | AP (HM)                                    |
|      | Alphonso Carreker (DT) | AP (HM)                                    |
|      | Harvey Clayton (DB)    | AP (HM)                                    |
|      | Jamie Dukes (OL)       | FN (FR)                                    |
|      | Hassan Jones (WR)      | FN (FR)                                    |
|      | Tom McCormick (C)      | AP (HM)                                    |
|      | Isaac Williams (DL)    | FN (FR)                                    |
|      | Ricky Williams (RB)    | AP (HM)                                    |
|      | Tommy Young (LB)       | AP (HM)                                    |
| 1983 | Greg Allen (RB)        | UPI (1), CAMP (1), FN (2), AP (3)          |
|      | Alphonso Carreker (DT) | FN (3), AP (HM)                            |
|      | Tom McCormick (C)      | AP (HM)                                    |
|      | Herbert Harp (OL)      | FN (HM)                                    |
|      | Jamie Dukes (OL)       | FN (HM)                                    |
| 1984 | Greg Allen (RB)        | CAMP (1), FN (1), UPI (2), AP (3)          |
|      | Louis Berry (P)        | AP (HM)                                    |
|      | Jamie Dukes (OG)       | FN (2), AP (HM)                            |
|      | Jessie Hester (WR)     | AP (HM), FN (HM)                           |
|      | Derek Schmidt (KS)     | AP (HM)                                    |
|      | Henry Taylor (ILB)     | AP (HM)                                    |
| 1985 | Louis Berry (P)        | AP (HM)                                    |
|      | Jamie Dukes (OG)       | CAMP (1), FWA (1), UPI (2), AP (2), FN (3) |
|      | Chip Ferguson (QB)     | FN (FR-2)                                  |
|      | Victor Floyd (TB)      | AP (HM)                                    |
|      | John Ionata (OT)       | FN (HM), AP (HM)                           |
|      | Hassan Jones (WR)      | AP (HM)                                    |
|      | Pablo Lopez (OT)       | FN (SO-3)                                  |
|      | Martin Mayhew (CB)     | FN (HM), AP (HM)                           |
|      | Paul McGowan (ILB)     | FN (SQ-2), AP (HM)                         |
|      | Gerald Nichols (DT)    | AP (HM)                                    |
|      | Derek Schmidt (KS)     | UPI (HM), AP (HM)                          |
|      | Stan Shiver (SS)       | FN (FR-2)                                  |
|      | Pat Tomberlin (OG)     | AP (HM)                                    |
|      | Isaac Williams (OT)    | FN (HM), AP (HM)                           |
| 1986 | Louis Berry (P)        | AP (HM)                                    |
|      | Pat Carter (TE)        | AP (HM)                                    |
|      | Steve Gabbard (DT)     | FN (SO-2)                                  |
|      | Fred Jones (ILB)       | AP (HM)                                    |
|      | Jason Kuipers (OG)     | FN (SO-3)                                  |
|      | Paul McGowan (ILB)     | AP (HM)                                    |
|      | Gerald Nichols (DT)    | AP (HM)                                    |
|      | Delon Sanders (CB)     | SN (1), AP (3), FN (SO-1), UPI (HM)        |
|      | Derek Schmidt (KS)     | AP (HM)                                    |
|      | Sammie Smith (TB)      | FN (FR-1)                                  |
|      | Pat Tomberlin (OG)     | AP (HM), FN (SO-2)                         |



Junior cornerback Delon Sanders is a pre-season Playboy All-American. Sanders made the *Sporting News*' team as a sophomore as well as being chosen to the third team of *Associated Press*.

**KEY** — AP-Associated Press; UPI-United Press International; FN-Football News; AFC-American Football Coaches; NEA-Newspaper Enterprises Association; TIME-Time Magazine; NY NEWS-New York Daily News; SN-Sporting News; FWA-Football Writers Association; KOD-Kodak; CAMP-Walter Camp; PFW-Pro Football Weekly; GRID-Gridiron; HI-Hartford Insurance; CH-Churchmans; US-Universal Sports; **NCAA-NCAA Consensus**

**KEY** — (1) First Team; (2) Second Team; (3) Third Team; (HM) Honorable Mention; (FR) Freshman Team; (SO) Sophomore Team



# All-South Independent



**1968 First Team**

QB Bill Capplemann  
DB John Crowe  
OT Jack Fenwick  
LB Dale McCullers  
FL Ron Sellers

**1969 First Team**

RB Tom Bailey  
QB Bill Capplemann  
LB Bill Lohse  
DL Robert McEachern  
TE Tim Tyson  
DE Ron Wallace

**1970 First Team**

WR Rheit Dawson  
C Allen Dees  
DL Robert McEachern  
DB James Thomas  
QB Tommy Warren

**Honorable Mention**

RB Tom Bailey  
P Duane Carrell  
KS Frank Fontes  
LB Bill Lohse  
DB Eddie McMillian

**1971 First Team**

WR Rheit Dawson  
KS Frank Fontes  
QB Gary Huff  
LB Larry Strickland  
DT Joe Strickler  
DB James Thomas

**Honorable Mention**

DL Charles Hunt  
DL Bill Shaw  
DL Dan Whitehurst

**1972 First Team**

OG Phil Arnold  
QB Gary Huff  
RB Hodges Mitchell  
TE Gary Parris  
WR Barry Smith  
LB Larry Strickland

**Honorable Mention**

DB James Thomas

**1973 Honorable Mention**

OT Don Sparkman

**1974 First Team**

LB Burt Cooper  
WR Mike Shumann

**Second Team**

P Joe Downey  
DL Greg Johnson  
RB Larry Key

**Honorable Mention**

RB Leon Bright  
OG Jeff Gardner  
TE Joe Goldsmith

**1975 First Team**

OG Jeff Gardner  
DB Bobby Jackson

**Honorable Mention**

RB Leon Bright  
LB Aaron Carter  
DT Willie Jones  
RB Larry Key  
DB Lee Nelson  
WR Mike Shumann  
QB Clyde Walker

**1976 First Team**

TE Ed Beckman  
OT Jon Thames

**1977 First Team**

OG Wade Johnson  
DE Willie Jones  
RB Larry Key  
WR Mike Shumann  
DB Nat Terry

**Second Team**

P Bill Duley  
MG Ron Simmons

**Coach of the Year**  
Bobby Bowden

**1978 First Team**

WR Jackie Flowers  
OG Mike Good  
OT Nate Henderson  
DE Willie Jones  
MG Ron Simmons

**Second Team**

KS Dave Cappelen  
QB Jimmy Jordan

**1979 First Team**

WR Jackie Flowers  
OG Mike Good  
OT Ken Lanier  
DE Scott Warren  
MG Ron Simmons

**Second Team**

DB Monk Bonasorte  
DB Bobby Butler  
PK Dave Cappelen  
LB Reggie Herring  
RB Mark Lyles

**Coach of the Year**  
Bobby Bowden

**1980 First Team**

DB Monk Bonasorte  
DB Bobby Butler  
PK Bill Capece  
OG Greg Futch  
LB Reggie Herring  
OT Ken Lanier  
DT Mark Macek  
P Rohn Stark

**Second Team**

DT Garry Futch  
LB Paul Purowski  
RB Sam Platt

**1981 First Team**

DE Jarvis Coursey  
C Tom McCormick  
P Rohn Stark  
OT Barry Voltapetti

**Second Team**

TE Sam Childers  
DT Garry Futch  
DB James Harris  
RB Mike Whiting  
RB Greg Allen

**1982 First Team**

RB Greg Allen  
C Tom McCormick  
DT Alphonso Carreker  
DB Harvey Clayton

**Second Team**

DB Larry Harris  
WR Jessie Hester  
QB Kelly Lowrey  
OL Ricky Render  
LB Ken Roe  
RB Ricky Williams  
LB Tommy Young

**1983 First Team**

RB Greg Allen  
DT Alphonso Carreker  
C Tom McCormick

**Second Team**

OL Jamie Dukas  
OL John Ionata  
WR Weegie Thompson

**1984 First Team**

RB Greg Allen  
P Louis Berry  
OG Jamie Dukas  
WR Jessie Hester  
KS Derek Schmidt  
ILB Henry Taylor

**Second Team**

OT John Ionata

**1985 First Team**

OG Jamie Dukas  
OT John Ionata

WR Hassan Jones  
KS Derek Schmidt  
ILB Paul McGowan  
DT Isaac Williams

**Second Team**

OG Pat Tomberlin  
TB Victor Floyd  
CB Martin Mayhew  
DT Gerald Nichols

**1986 First Team**

P Louis Berry  
DT Gerald Nichols  
TE Pat Carter  
ILB Paul McGowan  
CB Deigh Sanders  
OT Pat Tomberlin

**Second Team**

WR Herb Gainer  
ILB Fred Jones  
KS Derek Schmidt



Pat Tomberlin made the All-South Independent team as a sophomore in 1986.

## ACADEMIC ALL-AMERICANS

(Selected by the College Sports Information Directors of America)

**First Team**

1972—Gary Huff (QB)  
1979—Phil Williams (WR)  
1979—Keith Jones (DB)  
1980—Keith Jones (DB)  
1981—Rohn Stark (P)

**Second Team**

1957—Ron Schomberger (E)  
1981—Phil Williams (WR)  
1985—Martin Mayhew (CB)

## LITTLE ALL-AMERICANS

1948—Hugh Adams (T)  
1949—Hugh Adams (T)  
1950—Jerry Morrical (T)  
1951—Bill Dawkins (G)  
1952—Curt Campbell (E)  
1954—Al Makowiecke (G)

## All-Time Lettermen

**A**

Abraira, Philip, 1967-69  
 Adams, Hugh, 1949-50  
 Adams, Robert, 1978, 1980  
 Allen, Billy, 1981-84  
 Allen, Greg, 1981-84  
 Allen, Mike, 1972-74  
 Amman, Richard, 1969-71  
 Anderson, Bob, 1973  
 Anderson, Bobby, 1971-73  
 Andrews, Paul, 1959-61  
 Anthony, Terry, 1966  
 Arnold, Jim, 1955  
 Arnold, Phil, 1971-73  
 Ashley, Tracy, 1981-83  
 Ashmore, Robert, 1969-71  
 Askin, Ahmet, 1972-73  
 Avezzano, Joe, 1963-65

**B**

Baggett, Leo, 1957-58  
 Bagnell, Clara (Bud), 1956-59  
 Bailey, Tom, 1967-70  
 Bailey, Winfred, 1962-64  
 Barber, Robert, 1954  
 Barco, Barry, 1983-85  
 Barnes, Mike, 1976-77  
 Barnes, Troy, 1954-57  
 Barwick, Parish, 1982, 1984-86  
 Bass, Theron, 1968-70  
 Battaglia, Carmen, 1955-58  
 Beckman, Ed, 1973-76  
 Bell, Bruce, 1972-73  
 Bengston, Brian, 1970  
 Benson, Joe, 1966-68  
 Berry, Louis, 1983-86  
 Beville, Steve, 1969  
 Bibert, Maury, 1963-65  
 Biggie, Abner, 1958-60  
 Bishenkoff, Fred, 1962-64  
 Bisbee, Hamilton, 1955-57  
 Bishop, William, 1947  
 Black, Jimmy, 1973-74, 1976  
 Blatt, Mike, 1965-67  
 Blazovich, Mike, 1959-62  
 Bloodworth, Steve, 1983  
 Bonasorte, Monk, 1977-80  
 Booth, Charles, Jr., 1951-53  
 Bowden, Jeff, 1981-82  
 Boyer, George, 1953-55  
 Bradley, Preston, 1950-51  
 Braggins, David, 1965-66  
 Brannon, Tom, 1979-81  
 Bratton, Steve, 1969-73  
 Bright, Leon, 1974-76  
 Bringer, Harry, 1949-52  
 Brinkley, Larry, 1961-63  
 Brown, Bill, 1955-58  
 Brown, Mack, 1972-73  
 Brown, John, 1986  
 Brownlee, Roger, 1981-82  
 Bruner, Jerry, 1961-63  
 Bryant, Buddy, 1951-53  
 Bryant, Philip, 1965  
 Bugar, Mike, 1965, 1967-68  
 Burnett, Ken, 1980-82  
 Burt, Bobby, 1968  
 Burton, Clint, 1966-68  
 Butler, Bobby, 1977-80

**C**

Cahoon, Phil, 1973-74  
 Calhoun, Charles  
 Campbell, Allen Dale, 1981-82  
 Campbell, Bill, 1965-66  
 Campbell, Curt, 1950-52  
 Camps, Joe, 1974-76  
 Capace, Bill, 1977-80  
 Cappelen, Davy, 1976-79  
 Cappleman, Bill, 1968-69  
 Carnes, George, 1952  
 Carballo, Manny, 1982  
 Carolla, Phil, 1986

Cameker, Alphonso, 1980-83  
 Carrell, Duane, 1969-71  
 Carter, Aaron, 1974-77  
 Carter, Dexter, 1986  
 Carter, Keith, 1986  
 Carter, Pat, 1984-86  
 Carter, Walter, 1976-79  
 Carter, Wes, 1947  
 Causey, Jim, 1962  
 Caven, Jay, 1976-77  
 Chaudron, Ralph, 1947-49  
 Chavers, Lenny, 1961, 1983-85  
 Cherry, Gator, 1976-77  
 Cheshire, Bill, 1967-68  
 Childers, Sam, 1978-81  
 Cicalese, Pat, 1984  
 Clark, Ed, 1965  
 Clayton, Harvey, 1960-82  
 Coffield, Randy, 1973-75  
 Coggin, Redus, 1980-82  
 Coker, Kirk, 1984-85  
 Coleman, Jerry, 1981-82  
 Collier, Danny, 1980  
 Cone, Ken, 1959-60  
 Conlsey, Pat, 1964-66  
 Cooper, Burt, 1972-74  
 Coppess, Ron, 1974  
 Corcoran, Dan, 1976  
 Corral, Kent, 1970-71  
 Corso, Lee, 1953-56  
 Costello, Jim, 1947  
 Coursey, Jarvis, 1978-81  
 Cox, Billy, 1966-68  
 Cox, Gene, 1954-56  
 Craig, John, 1954-55, 1967-58  
 Crenshaw, Bob, 1954-55  
 Crowe, John, 1965-68  
 Cullom, Bill  
 Curchin, Jeff, 1968-69

**D**

D'Alessandro, George, 1962-65  
 Daly, Bill, 1961-63  
 Dane, Doug, 1975-77  
 Daniel, Jim, 1959-61  
 Daniels, Dan, 1971  
 Darsey, Bruce, 1960-62  
 Davis, Bob, 1983  
 Davis, Brian, 1985-86  
 Davis, Danish, 1981-82  
 Davis, Ed, 1971-73  
 Davis, George, 1969  
 Davis, Lemuel, 1947  
 Davison, Mike, 1972-74  
 Dawkins, Bill, 1948-51  
 Dawson, Bill, 1962-64  
 Dawson, Rhett, 1969-71  
 Dees, Allen, 1970-72  
 DeFrancesco, Frank, 1960-61  
 DeMaria, John, Jr., 1970-73  
 Denson, Dwayne, 1984  
 Dimare, Scott, 1986  
 Dobosz, Stan, 1956-57  
 Dodge, Dadrick, 1986  
 Donnell, Donald, 1959-61  
 Dowell, J.D., 1983-84  
 Downey, Joe, 1972-74  
 Dukes, Jamie, 1982-85  
 Duley, Bill, 1975-77

**E**

Esford, John, 1984, 1986  
 Egerton, Terry, 1967  
 Eason, Chuck, 1966-68  
 Edwards, Jack, 1962-64  
 Ehler, Howard, 1963-65  
 Eiam, Bobby, 1972-73  
 Elliot, Chuck, 1966-68  
 Elliot, Robert, 1955-56  
 Espenship, Jack, 1959  
 Everett, Jimmy, 1972-75

**F**

Falvo, Tony, 1974-75  
 Feamster, Tom, 1954-55  
 Feely, Eddie, 1960-62  
 Fenner, Lane, 1966-67  
 Fenwick, Jack, 1966-68  
 Ferguson, Charles, 1978  
 Ferguson, Chip, 1965-66  
 Fick, Happy, 1980  
 Fine, Dano, 1971  
 Fisher, Tom, 1984  
 Flowers, Jackie, 1976-79  
 Floyd, Don, 1962-64  
 Floyd, Victor, 1985-86  
 Fontles, Frank, 1970-71  
 Fotjik, Brad, 1982-83  
 Fountain, Robert, 1955-56  
 Fucarino, Dan, 1975  
 Futch, Garry, 1979-81  
 Futch, Greg, 1977-80

**G**

Gabbard, Steve, 1985-86  
 Gainer, Herb, 1984-86  
 Gardner, Jeff, 1973-75  
 Garvin, Terry, 1964-65  
 Gavin, Stan, 1982  
 Gaydos, Kent, 1969-71  
 Giardino, Wayne, 1964-66  
 Gibbs, Shane, 1970-72  
 Gibson, Vince, 1954-55  
 Gilbert, Leonard, 1947  
 Gilbert, James, 1978-81  
 Gildea, Steve, 1968-70  
 Gilman, Brent, 1968-69  
 Glass, Chip, 1966-68  
 Glass, Mike, 1970-72  
 Glisson, Guy, 1969-71  
 Glosson, Doug, 1973  
 Goldsmith, Joe, 1972-74  
 Good, Mike, 1976-79  
 Graganella, Jim, 1983  
 Graham, Billy, 1953-54  
 Graham, Jerry, 1957-58  
 Grant, Donald, 1947-48  
 Grant, Kevin, 1986  
 Gray, Darryl, 1982, 1984-85  
 Gray, Hector, 1978-79  
 Gray, Mike, 1968  
 Green, Carl, 1953-54  
 Green, Larry, 1965-67  
 Gridley, Buddy, 1969-71  
 Griffin, Chris, 1973-75  
 Griffin, Kevin, 1983  
 Griggley, Terry, 1984  
 Grimes, Fred, 1959-61  
 Grier, John, 1952-55  
 Gunter, Bill, 1967-68  
 Gunter, Cliff, 1961-63  
 Gurr, Doug, 1966-68  
 Guthrie, Grant, 1967-69

**H**

Hadley, John, 1985-86  
 Haggins, Odell, 1986  
 Hall, Philip, 1982-83  
 Hall, Randy, 1968-70  
 Hammond, Kim, 1966-67  
 Hanks, David, 1977  
 Hanna, Warren, 1981-82  
 Hardy, Jack, 1958-60  
 Harlee, John, 1961-62  
 Harlow, Brian, 1982  
 Harmeling, John, 1973, 1976  
 Harp, Herbert, 1982-83  
 Harp, Thomas, 1986  
 Harris, James, 1979-81  
 Harris, Larry, 1980-82  
 Harris, Wes, 1986  
 Harrison, Bruce, 1974-76  
 Hart, Ken, 1966-68  
 Haskin, Jack, 1947  
 Hayes, Eric, 1986

Hayes, Felton, 1985-86  
 Hebron, Tim, 1985-86  
 Heggins, Bruce, 1983-86  
 Heggins, Jimmy, 1974-77  
 Henderson, Gerald, 1955-57  
 Henderson, Nat, 1977-78  
 Hendley, Jim, 1984-86  
 Henry, Ferrell, 1961-64  
 Henry, Gary, 1978-80, 1982  
 Henson, Bill, 1970-71  
 Harmann, Dick, 1962-64  
 Harring, Reggie, 1978-80  
 Hester, Jesse, 1981-84  
 Hester, Ron, 1980-81  
 Hillbrand, Tom, 1960-62  
 Hinson, Ron, 1959  
 Holloman, Darrin, 1984-86  
 Holloman, Tanner, 1985-86  
 Holt, Joe, 1955-56  
 Hood, Larry, 1960-61  
 Hooks, Jim, 1957-59  
 Hosack, John, 1965-66  
 Houston, Rick, 1980  
 Howell, Bobby, 1970  
 Huff, Gary, 1970-72  
 Hughes, Bill, 1968  
 Humes, Earl, 1973-74  
 Hunt, Charlie, 1970-72  
 Hunter, Ivory Joe, 1977-79  
 Hurst, John, 1966

**I**

Ionata, John, 1982-85  
 Ionata, Joe, 1986  
 Italiano, Nelson, 1950-52

**J**

Jackson, Bobby, 1974-77  
 Jackson, Lerix, 1983  
 Jacobi, Howard, 1971-72  
 Jacobs, Charlie, 1958  
 Jacobs, Greg, 1984  
 Jacobs, Jerry, 1952-55  
 Jax, Garth, 1982-85  
 Johns, John, 1947-49  
 Johnson, Eddie, 1955-57  
 Johnson, Greg, 1973-75  
 Johnson, Hardis, 1979-80  
 Johnson, Homes, 1979  
 Johnson, Tony, 1981-83  
 Johnson, Wade, 1974-76  
 Johnson, Wayne, 1967-69  
 Johnston, Duke, 1967-69  
 Jones, Bob, 1972-74  
 Jones, Cedric, 1981-84  
 Jones, Clotis, 1983-85  
 Jones, Donovan, 1985, 1987  
 Jones, Fred, 1983-86  
 Jones, Hassan, 1982-85  
 Jones, Jerry, 1965-67  
 Jones, Keith, 1978-80  
 Jones, Larry, 1973  
 Jones, Phil, 1973-75  
 Jones, Willie, 1975-78  
 Jordan, Jimmy, 1976-79

**K**

Kaiser, Randy, 1973-74  
 Kalenich, Steve, 1950-52  
 Kalfas, Chris, 1947  
 Kastner, Ken, 1958-60  
 Kay, Larry, 1974-77  
 Keyes, Robert, 1976  
 Kimber, Bill, 1967-68  
 Kincaid, Mike, 1975-78  
 Kinderman, Keith, 1961-62  
 King, Grady, 1978-80  
 King, Ronnie, 1953-54  
 Kinnaman, Joe, 1966-67  
 Kinsey, Rocky, 1982-84  
 Kissam, Larry, 1985-86  
 Kissner, Mike, 1974-76

Kiesius, Steve, 1959-61  
Kupers, Jason, 1966

**L**

Lamb, Ray, 1958-60  
Lanahan, John, 1969-71  
Lanier, Ken, 1977-80  
Lazzaro, Greg, 1976-77  
Leggett, Jeff, 1974-76  
Leonard, Bud, 1953-56  
Levings, John, 1960-62  
Lewis, Buzzy, 1971-73  
Lewis, Ronnie, 1986  
Lo'n, Jim, 1962  
Logan, Randy, 1968-69  
Loftis, Bill, 1968-70  
Loner, Frank, 1967-68  
Lopez, Pablo, 1984-85  
Loucks, Garry, 1972  
Lowrey, Kelly, 1981-83  
Lufe, Howard, 1964-65  
Lyles, Mark, 1976-79

**Mc**

McConaughay, John, 1960-62  
McCormick, Gene, 1959  
McCormick, Tom, 1981-83  
McCoy, Jerome, 1984  
McCrary, Brian, 1982-84  
McCullers, Dale, 1966-68  
McDougal, Tom, 1973  
McDowell, Bill, 1963-65  
McDowell, Gene, 1960-62  
McDuffie, Wayne, 1965-68  
McEachern, Robert, 1968-70  
McGee, Joe, 1957-58  
McGowan, Mike, 1972  
McGowan, Paul, 1984-86  
McKinne, J.W., 1969-71  
McKinnon, Bobby, 1973-75  
McKinnon, Dennis, 1980-82  
McLean, John, 1980-83  
McLean, Richard, 1964, 1966-67  
McLean, Scott, 1979-81  
McManus, Danny, 1985-86  
McMillan, Charles, 1947  
McMillan, Eddie, 1970-73  
McNease, Y.C., 1961-62  
McPhillips, Billy, 1973-76

**M**

Macek, Mark, 1977-80  
Mack, Kim, 1982-84  
MacKenzie, Dale, 1962-64  
Madden, John, 1978-81  
Magalski, Paul, 1969-71  
Majors, Joe, 1958-59  
Makowicki, Al, 1953-54  
Malkiewicz, James, 1972-73  
Maloy, Rudy, 1973-76  
Mangan, Robert, 1963-66  
Markins, Jim, 1965-66  
Mann, Ed, 1952  
Manuel, Gerald, 1947-49  
Massey, Harry, 1953-54  
Massey, Jim, 1963-65  
Mathieson, Steve, 1974-76  
Matt, Prince, 1982-83  
Mathews, Jay Mac, 1965-66  
Mayhew, Martin, 1984-86  
Mead, Addison, Jr., 1947  
Menendez, Bob, 1966-67  
Merson, Bob, 1980-82  
Merson, Scott, 1982  
Messeroll, Mark, 1976-77  
Messeroll, Scott, 1973-74  
Messinese, James, 1952-54  
Metts, Buck, 1956-57  
Metts, Talmadge, 1953-54  
Meyer, Carl, 1959  
Middlebrooks, D.L., 1947  
Miles, David, 1971-72  
Miller, Fred, 1973-75  
Mindin, Jeremy, 1978-79  
Minor, Roger, 1970-71  
Minor, Rober, 1970-71  
Mitchell, Hodges, 1972-73  
Moble, Orson, 1982  
Montgomery, George, 1969  
Montgomery, Hal, 1966-68  
Montgomery, Howell, 1966  
Montgomery, John, 1969-71  
Moore, Ron, 1958-59

Moore, Ron, 1983  
Moran, Terry, 1958  
Morgman, Bill, 1985-87  
Morris, Dan, 1983-84  
Mossley, Ted, 1967-68  
Mowitz, Zeka, 1980-82  
Munroe, Arthur, 1969  
Murdock, Les, 1962-64  
Murphy, John, 1972-74  
Musselman, Bill, 1954-57  
Mustain, Don, 1969

**N**

Newell, Greg, 1984-86  
Nichols, Gerald, 1962, 1984-86  
Nicklaus, Steve, 1983  
Nellums, Bob, 1956-57  
Nelson, Lee, 1974-75  
Norris, Brent, 1971

**O**

Odum, William, 1955-57  
Oglesby, Paul, 1972  
O'Malley, Tom, 1985-86  
O'Neal, Earl, 1950-52  
Oreas, Rick, 1970-72  
Orlando, Mark, 1973  
Osha, Dwight, 1949-50, 1952-53  
Overby, Roger, 1974-75, 1977

**P**

Pacifico, Al, 1955-56  
Page, Mike, 1967  
Paige, Lee, 1982  
Pajcic, Gary, 1966-68  
Palermo, John, 1972-73  
Palmer, David, 1984-86  
Panton, Pete, 1963-85  
Parker, Clint, 1970-72  
Parks, John, 1985-86  
Parris, Gary, 1970-73  
Parrish, Joe, 1963-65  
Passwaters, Earl, 1972-73  
Pederson, Don, 1968-70  
Pell, John, 1968-69  
Pendleton, Larry, 1966-68  
Pennis, Charles, 1965-66  
Pennis, Frank, 1963-65  
Petko, Joe, 1963-65  
Pickard, Fred, 1958-59  
Pickens, Chuck, 1967  
Pitman, John, 1967-68  
Pulowski, Paul, 1977-80  
Platt, Sam, 1978-80  
Polak, Nat, 1951-52  
Pope, Melvin, Jr., 1957  
Ponder, David, 1980-83  
Porter, Greg, 1974-76  
Pounds, Greg, 1972-73  
Powell, Don, 1954-55  
Prescott, Billy, 1976  
Prestwood, Tom, 1972  
Pritchett, Ed, 1963-65  
Prior, Brad, 1976  
Prinzi, Vic, 1954-57  
Proctor, William Lee, 1955

**R**

Ragins, Smckay, 1973-75  
Rainey, Reese, 1971  
Ramsey, Greg, 1977-79  
Ratiff, Floyd, 1967  
Ratiff, Ron, 1970-73  
Reddick, Ernie, 1948-50  
Render, Ricky, 1981-83  
Randina, Mike, 1981-82  
Renn, Bobby, 1957-58  
Restivo, Sam, 1981-83  
Reynolds, Burt, 1956, 1957  
Reynolds, Detroit, 1973-76  
Rhodes, Bill, 1966-68  
Rice, Barry, 1968-70  
Rice, Bary, 1968-70  
Richardson, Bill, 1985  
Richardson, Ed, 1977-79  
Ridings, Jeff, 1974-76  
Riggs, Marly, 1985-86  
Riley, Eric, 1981, 1983-84  
Rimby, Bill, 1969-71  
Roppel, Jerry, 1983-84  
Risk, Alan, 1975-76  
Rivas, Vic, 1974-76  
Roberson, Ulysses, 1983-84

Roberts, Gene, 1961-63  
Roberts, Marion, 1961-63  
Roberts, Oscar, 1971-72  
Roberts, Pete, 1965-67  
Robinson, Chuck, 1961-63  
Robinson, Terry, 1985  
Rodrique, Ted, 1955-57  
Roe, Ken, 1981-83  
Rogers, Ramon, 1968-69  
Romio, Tony, 1958-60  
Ross, Keith, 1985-86  
Rountree, Phil, 1947  
Rushing, Tom, 1975-77  
Russom, Kenneth, 1960-62  
Rust, Benny, 1969  
Ryan, Eric, 1980-82

**S**

Salva, Mark, 1984-86  
Sammons, Michael, 1968-71  
Sanders, Deion, 1985-86  
Sanders, Tracy, 1985-86  
Sanders, Terry, 1976-79  
Sawyer, Bill, 1974-76  
Schmidt, Brian, 1974-78  
Schmidt, Derek, 1984-86  
Schomburger, Ron, 1954-57  
Schrenker, Dave, 1985-86  
Schurts, Bert, 1986  
Scott, Arthur, 1977-80  
Scott, Carlton, 1984  
Scott, Stanley, 1983-85  
Sellers, Ron, 1966-68  
Sexton, Billy, 1973  
Shaw, Bill, 1969-72  
Sheppard, John, 1956-58  
Shinholser, Jack, 1963-65  
Shively, Randy, 1972  
Shiver, Stanley, 1985-86  
Shumann, Mike, 1974-75, 1977  
Simmons, Ron, 1977-80  
Sims, Jim, 1960-62  
Singleton, J. Keith, 1975-76  
Slay, Steve, 1962  
Slicker, Tom, 1950-62  
Smiley, Anthony, 1983-84  
Smith, Abe, 1976-77  
Smith, Barry, 1970-72  
Smith, Mike, 1978-80  
Smith, Sammie, 1986  
Smith, Tony, 1962-65  
Snel, David, 1970-72  
Snipes, Roosevelt, 1983-84  
Snyder, Dave, 1961-63  
Solomon, Jesse, 1984-85  
Southwood, Keith, 1984-85  
Sparkman, Don, 1971-73  
Spivery, John, 1958-59  
Spooner, Phil, 1963-65  
Staab, Ray, 1954  
Stark, Rohn, 1978-81  
Stephens, John, 1964-66  
Stewart, Mike, 1976-77  
Stiehl, Eric, 1984-86  
Strickland, Larry, 1970-72  
Strickler, Joe, 1969-71  
Stockton, Andy, 1974-75  
Stockstill, Rick, 1979-81  
Stokes, Jay, 1969-71  
Strauss, Buddy, 1948-49  
Stroud, Todd, 1983-85  
Sumner, Avery, 1962-64  
Sumner, Walter, 1966-68  
Sutton, Lenny, 1986  
Swantic, Len, 1954-57  
Swoszowski, Bob, 1958-60  
Sysma, Henry, 1962  
Szczepanik, Vic, 1949-52

**T**

Tanks, Michael, 1986  
Taylor, Henry, 1981-84  
Taylor, Jimmy Lee, 1950-53  
Taylor, Rick, 1983  
Taylor, Thurston, 1965-67  
Teria, Steve, 1962-64  
Terry, Nat, 1976-77  
Thames, Jon, 1973-76  
Tharpe, Al, 1947-48  
Thomas, Curtis, 1985-86  
Thomas, Danny, 1966  
Thomas, Eric, 1983-85  
Thomas, James, 1970-72

Thomas, Rudy, 1974-76  
Thompson, Jim, 1982-84  
Thompson, Roy, 1950-52  
Thompson, Shelton, 1986  
Thompson, Weegie, 1981-83  
Tomberlin, Pat, 1985-86  
Trado, Jim, 1954  
Trancygier, Ed, 1960  
Turk, Richard, 1950-52  
Tuten, Rick, 1986  
Tyre, Bill, 1961-62  
Tyson, Jim, 1968-70

**U**

Uimer, Al, 1958-59  
Unglaub, Kurt, 1976-79  
Ulrich, Bob, 1963-64  
Urquhart, Whitney, 1948-49

**V**

Verbinski, Joe, 1959-61  
Versipille, Pat, 1956  
Vohun, Frank, 1967-69  
Volipetti, Barry, 1980-81

**W**

Wachtel, John, 1961-64  
Walker, Clyde, 1975-77  
Walker, Stan, 1967-69  
Wallace, Lou, 1957  
Wallace, Ron, 1968-70  
Wallace, Wade, 1978-79  
Waller, H.T., 1966  
Warren, Scott, 1976-79  
Warren, Terry, 1984-86  
Warren, Tommy, 1968-70  
Weaver, Billy, 1955-57  
Wells, Chuck, 1985  
Wesley, Gil, 1977-79  
West, Tom, 1962-64  
Wessell, Joe, 1982-84  
Wetherell, T.K., 1964-67  
Wittstein, Max, 1963-65  
Wheeler, Tom, 1982-83  
Whigham, Frank, 1970-71  
White, Gaylor, 1984-86  
White, Randy, 1985-86  
White, Tom, 1969-70  
Whitehurst, Dan, 1970-72  
Widner, Terry, 1962-83  
Williams, Alphonso, 1985-86  
Williams, Anthony, 1986  
Williams, Blair, 1981-82  
Williams, Brian, 1981-84  
Williams, Dayne, 1986  
Williams, Del, 1964-66  
Williams, Dick, 1948  
Williams, Eric, 1984-86  
Williams, Isaac, 1982-85  
Williams, Phil, 1978-81  
Williams, Ricky, 1979-82  
Williams, Waldo, 1975-76  
Williamson, Larry, 1965-66  
Willis, Peter Tom, 1986  
Wimot, Horace, 1983  
Whitehead, Bud, 1958-60  
Whiting, Mike, 1978-81  
Woodrich, Bob, 1950-51  
Woodham, Wally, 1977-79  
Woodford, Gary, 1975-76

**Y**

Yeomans, Tony, 1986  
Young, Tommy, 1981-82

**Z**

Zaffran, Ted, 1969  
Zion, Harvey, 1966-68



# Year-by-Year Record



**Ed Williamson  
(1947)**

Ed Williamson was appointed Florida State's first coach just a few weeks before the inaugural football season. He had no stadium, no scholarships and not even a nickname for his team. With only 45 ex-high school players, his teams came close to winning three games that year although it ended with an 0-5-0 record. Williamson did not receive any pay for coaching the team.

| 1947 (0-5)             | FSU | FOE |
|------------------------|-----|-----|
| Stetson (H)            | 6   | 14  |
| Cumberland (A)         | 0   | 6   |
| Tennessee Tech (H)     | 6   | 27  |
| Troy State (H)         | 6   | 36  |
| Jacksonville State (H) | 0   | 7   |
|                        | 18  | 90  |



**Don Veller  
(1948-52)**

Don Veller won 30 of his first 34 games as head coach at FSU before the Seminoles began playing a major college schedule. His five-year overall record was 31-12-1 and included an undefeated 8-0 season in 1950. That was also the year the Tribe moved into Doak Campbell Stadium. Veller, who still resides in Tallahassee, produced the second-highest winning percentage of all FSU coaches (.716). He is credited by many as laying the early foundation for the FSU football program.

| 1948 (7-1)              | FSU | FOE |
|-------------------------|-----|-----|
| Cumberland (H)          | 30  | 0   |
| Erskine (A)             | 6   | 14  |
| Millsaps (A)            | 7   | 6   |
| Stetson (A)             | 18  | 7   |
| Mississippi College (H) | 26  | 6   |
| Livingston State (H)    | 12  | 6   |
| Troy State (A)          | 20  | 13  |
| Tampa (H)**             | 33  | 12  |
|                         | 152 | 64  |

| 1949 (9-1)              | FSU | FOE |
|-------------------------|-----|-----|
| Whiting Field (H)       | 74  | 0   |
| Mississippi College (A) | 33  | 12  |
| Erskine (H)             | 26  | 7   |
| Sewanee (A)             | 6   | 0   |
| Stetson (H)             | 33  | 14  |
| Livingston State (A)    | 6   | 13  |
| Millsaps (H)**          | 40  | 0   |
| Tampa (A)               | 34  | 7   |
| Troy State (H)          | 20  | 0   |
| <b>CIGAR BOWL</b>       |     |     |
| Wofford (N)             | 19  | 6   |
|                         | 291 | 59  |

| 1950 (8-0)              | FSU | FOE |
|-------------------------|-----|-----|
| Troy State (A)          | 26  | 7   |
| Randolph Macon (H)      | 40  | 7   |
| Howard (H)              | 20  | 6   |
| Newberry (A)            | 24  | 0   |
| Sewanee (H)**           | 14  | 6   |
| Stetson (A)             | 27  | 7   |
| Mississippi College (H) | 33  | 0   |
| Tampa (H)               | 35  | 19  |
|                         | 279 | 54  |

| 1951 (6-2)            | FSU | FOE |
|-----------------------|-----|-----|
| Troy State (H)        | 40  | 0   |
| Miami (Fla.) (A)      | 13  | 35  |
| Delta State (H)       | 34  | 0   |
| Sul Ross State (H)    | 35  | 13  |
| Stetson (H)**         | 13  | 10  |
| Jacksonville Navy (A) | 39  | 0   |
| Wofford (H)           | 14  | 0   |
| Tampa (H)             | 6   | 14  |
|                       | 194 | 72  |

| 1952 (1-8-1)          | FSU | FOE |
|-----------------------|-----|-----|
| Louisiana Tech (H)    | 13  | 32  |
| Louisville (H)        | 14  | 41  |
| VMi (H)               | 7   | 28  |
| N. Carolina State (A) | 7   | 13  |
| Stetson (N)           | 6   | 6   |
| Mississippi So. (H)   | 21  | 50  |
| Furman (H)**          | 0   | 9   |
| Georgia Tech (A)      | 0   | 30  |
| Wofford (A)           | 27  | 13  |
| Tampa (H)             | 6   | 29  |
|                       | 101 | 261 |



**Tom Nugent  
(1953-58)**

Tom Nugent had a successful coaching stint at Florida State, as indicated by his 34-28-1 record in his six years at the Seminole helm. Florida State participated in two bowl games during Nugent's tenure and for the first time, in 1958, Florida State and Florida met on the football field. Nugent also served as athletic director while he was head coach of the Seminoles.

| 1953 (5-5)            | FSU | FOE |
|-----------------------|-----|-----|
| Miami (Fla.) (A)      | 0   | 27  |
| Louisville (H)        | 59  | 0   |
| Ablene Christian (H)  | 7   | 20  |
| Louisiana Tech (A)    | 21  | 32  |
| VMi (H)               | 12  | 7   |
| Mississippi So. (A)   | 0   | 21  |
| Furman (H)            | 7   | 14  |
| Stetson (H)**         | 13  | 6   |
| N. Carolina State (H) | 23  | 13  |
| Tampa (A)             | 41  | 6   |
|                       | 183 | 146 |

| 1954 (8-4)            | FSU | FOE |
|-----------------------|-----|-----|
| Georgia (H)           | 0   | 14  |
| Ablene Christian (H)  | 0   | 13  |
| Louisville (A)        | 47  | 6   |
| Villanova (H)         | 52  | 13  |
| N. Carolina State (A) | 13  | 7   |
| Auburn (A)            | 0   | 33  |
| VMi (A)               | 33  | 19  |
| Furman (H)**          | 33  | 14  |
| Stetson (A)           | 47  | 6   |
| Mississippi So. (H)   | 19  | 18  |
| Tampa (A)             | 13  | 0   |
| <b>SUN BOWL</b>       |     |     |
| Texas Western (A)     | 20  | 47  |
|                       | 277 | 190 |

| 1955 (5-5)            | FSU | FOE |
|-----------------------|-----|-----|
| N. Carolina State (H) | 7   | 0   |
| Miami (Fla.) (A)      | 0   | 34  |
| Virginia Tech (H)     | 20  | 24  |
| Georgia (H)           | 14  | 47  |
| Georgia Tech (A)      | 0   | 34  |
| Villanova (H)         | 16  | 13  |
| Furman (A)            | 19  | 6   |
| The Citadel (H)**     | 39  | 0   |
| Mississippi So. (A)   | 6   | 21  |
| Tampa (A)             | 26  | 7   |
|                       | 147 | 185 |

| 1956 (5-4-1)          | FSU | FOE |
|-----------------------|-----|-----|
| Ohio University (H)   | 47  | 7   |
| Georgia (A)           | 0   | 3   |
| Virginia Tech (H)     | 7   | 20  |
| N. Carolina State (A) | 14  | 0   |
| Wake Forest (H)**     | 14  | 14  |
| Villanova (A)         | 20  | 13  |
| Miami (Fla.) (A)      | 7   | 20  |
| Furman (H)            | 42  | 7   |
| Mississippi So. (H)   | 20  | 19  |
| Auburn (A)            | 7   | 13  |
|                       | 178 | 116 |

| 1957 (4-6)            | FSU | FOE |
|-----------------------|-----|-----|
| Furman (H)            | 27  | 7   |
| Boston College (A)    | 7   | 20  |
| Villanova (A)         | 7   | 21  |
| N. Carolina State (H) | 0   | 7   |
| Ablene Christian (H)  | 34  | 7   |
| Virginia Tech (H)**   | 20  | 7   |
| Miami (Fla.) (H)      | 13  | 40  |
| Mississippi So. (A)   | 0   | 20  |
| Auburn (H)            | 7   | 29  |
| Tampa (A)             | 21  | 7   |
|                       | 136 | 165 |


| 1958 (7-4)            | FSU | FOE |
|-----------------------|-----|-----|
| Tennessee Tech (H)    | 22  | 7   |
| Furman (H)            | 42  | 6   |
| Georgia Tech (A)      | 3   | 17  |
| Wake Forest (H)       | 27  | 24  |
| Georgia (N)           | 13  | 28  |
| Virginia Tech (H)     | 26  | 0   |
| Tennessee (A)         | 10  | 0   |
| Tampa (H)**           | 43  | 0   |
| Miami (Fla.) (A)      | 17  | 6   |
| Florida (A)           | 7   | 21  |
| <b>BLUEGRASS BOWL</b> |     |     |
| Oklahoma State (N)    | 6   | 15  |
|                       | 218 | 124 |



**Perry Moss  
(1959)**

Moss was one of two FSU coaches who spent only a year at the school. In his only season, FSU produced a 4-6-0 record. Midway through the season, reports were published that Moss would leave to join the Montreal Alouettes of the Canadian Football League. True to that report, Moss departed after a brief year at the Tallahassee school.

| 1959 (4-6)           |     |     |
|----------------------|-----|-----|
| FSU                  | FOE |     |
| Wake Forest (H)      | 20  | 22  |
| The Citadel (H)      | 47  | 6   |
| Miami (Fla.) (H)     | 6   | 7   |
| Virginia Tech (A)    | 7   | 6   |
| Memphis State (A)    | 6   | 16  |
| Richmond (A)         | 22  | 6   |
| Georgia (A)          | 0   | 42  |
| William & Mary (H)** | 0   | 9   |
| Florida (A)          | 8   | 18  |
| Tampa (H)            | 33  | 0   |
|                      | 149 | 132 |



**Bill Peterson**  
(1960-70)

Bill Peterson arrived in Tallahassee with football in deep trouble. When he left 11 years and four bowl games later, he had become the most significant coach in the first quarter of a century of Seminole football. Under "Pete" the Seminoles were 62-42-11. The most memorable Peterson year was 1964 when that squad, featuring the "Seven Magnificents", went 9-1-1 and recorded the first ever win over the Florida Gators. Peterson served as a commentator on the Seminole Sports Network for several years in the late '70s and early '80s.

| 1960 (3-6-1)        |     |     |
|---------------------|-----|-----|
| FSU                 | FOE |     |
| Richmond (H)        | 28  | 0   |
| Florida (A)         | 0   | 3   |
| Wake Forest (H)     | 14  | 6   |
| The Citadel (A)     | 0   | 0   |
| Mississippi So. (A) | 13  | 15  |
| William & Mary (H)  | 22  | 0   |
| Kentucky (H)**      | 0   | 23  |
| Miami (Fla.) (A)    | 7   | 25  |
| Houston (H)         | 6   | 7   |
| Auburn (A)          | 21  | 57  |
|                     | 111 | 136 |

| 1961 (4-5-1)          |     |     |
|-----------------------|-----|-----|
| FSU                   | FOE |     |
| George Washington (H) | 15  | 7   |
| Florida (A)           | 3   | 3   |
| Mississippi (A)       | 0   | 33  |
| Georgia (H)           | 3   | 0   |
| Richmond (H)          | 13  | 7   |
| Virginia Tech (A)     | 7   | 10  |
| Kentucky (A)          | 0   | 20  |
| The Citadel (H)       | 44  | 8   |
| Mississippi So. (H)** | 0   | 12  |
| Houston (A)           | 8   | 28  |
|                       | 93  | 128 |

| 1962 (4-3-3)     |     |    |
|------------------|-----|----|
| FSU              | FOE |    |
| The Citadel (H)  | 49  | 0  |
| Kentucky (A)     | 0   | 0  |
| Furman (H)       | 42  | 0  |
| Miami (Fla.) (A) | 6   | 7  |
| Georgia (A)      | 18  | 0  |
| VPI (H)          | 20  | 7  |
| Houston (H)**    | 0   | 7  |
| Georgia Tech (A) | 14  | 14 |
| Florida (A)      | 7   | 20 |
| Auburn (A)       | 14  | 14 |
|                  | 170 | 69 |

| 1963 (4-5-1)            |     |    |
|-------------------------|-----|----|
| FSU                     | FOE |    |
| Miami (Fla.) (H)        | 24  | 0  |
| Texas Christian (H)     | 0   | 13 |
| Wake Forest (H)         | 35  | 0  |
| So. Mississippi (A)     | 0   | 0  |
| Virginia Tech (H)       | 23  | 31 |
| Furman (H)              | 49  | 6  |
| Georgia Tech (A)        | 7   | 15 |
| N. Carolina State (H)** | 14  | 0  |
| Auburn (A)              | 15  | 21 |
| Florida (A)             | 0   | 7  |
|                         | 167 | 93 |

| 1964 (9-1-1)          |     |    |
|-----------------------|-----|----|
| FSU                   | FOE |    |
| Miami (Fla.) (A)      | 14  | 0  |
| Texas Christian (A)   | 10  | 0  |
| New Mexico State (H)  | 36  | 0  |
| Kentucky (H)**        | 48  | 6  |
| Georgia (A)           | 17  | 14 |
| Virginia Tech (A)     | 11  | 20 |
| So. Mississippi (H)   | 34  | 0  |
| Houston (A)           | 13  | 13 |
| N. Carolina State (H) | 28  | 6  |
| Florida (H)           | 15  | 7  |

| GATOR BOWL   |     |    |
|--------------|-----|----|
| Oklahoma (N) | 36  | 19 |
|              | 263 | 85 |

| 1965 (4-5-1)          |     |     |
|-----------------------|-----|-----|
| FSU                   | FOE |     |
| Texas Christian (A)   | 3   | 7   |
| Baylor (H)            | 9   | 7   |
| Kentucky (A)          | 24  | 26  |
| Georgia (H)           | 10  | 3   |
| Alabama (A)           | 0   | 21  |
| Virginia Tech (H)     | 7   | 6   |
| Wake Forest (H)**     | 35  | 0   |
| N. Carolina State (A) | 0   | 3   |
| Houston (H)           | 16  | 16  |
| Florida (A)           | 17  | 30  |
|                       | 121 | 119 |

| 1966 (6-5)            |     |    |
|-----------------------|-----|----|
| FSU                   | FOE |    |
| Houston (H)           | 13  | 21 |
| Miami (Fla.) (A)      | 23  | 20 |
| Florida (H)           | 19  | 22 |
| Texas Tech (A)        | 42  | 33 |
| Mississippi State (H) | 10  | 0  |
| Virginia Tech (A)     | 21  | 23 |
| South Carolina (A)    | 32  | 10 |
| Syracuse (A)          | 21  | 37 |
| Wake Forest (H)**     | 28  | 0  |
| Maryland (H)          | 45  | 21 |

| SUN BOWL    |     |     |
|-------------|-----|-----|
| Wyoming (N) | 20  | 28  |
|             | 274 | 215 |

| 1967 (7-2-2)          |     |    |
|-----------------------|-----|----|
| FSU                   | FOE |    |
| Houston (A)           | 13  | 33 |
| Alabama (A)           | 37  | 37 |
| N. Carolina State (H) | 10  | 20 |
| Texas A&M (A)         | 19  | 18 |
| South Carolina (H)    | 17  | 0  |

|                       |    |    |
|-----------------------|----|----|
| Texas Tech (H)**      | 28 | 12 |
| Mississippi State (H) | 24 | 12 |
| Memphis State (A)     | 26 | 7  |
| Virginia Tech (H)     | 38 | 15 |
| Florida (A)           | 21 | 16 |

| GATOR BOWL     |     |     |
|----------------|-----|-----|
| Penn State (N) | 17  | 17  |
|                | 250 | 187 |

| 1968 (8-3)            |     |    |
|-----------------------|-----|----|
| FSU                   | FOE |    |
| Maryland (A)          | 24  | 14 |
| Florida (H)           | 3   | 9  |
| Texas A&M (H)         | 20  | 14 |
| Memphis State (H)     | 20  | 10 |
| South Carolina (A)    | 35  | 28 |
| Virginia Tech (H)     | 22  | 40 |
| Mississippi State (A) | 27  | 14 |
| N. Carolina State (A) | 48  | 7  |
| Wake Forest (H)**     | 42  | 24 |
| Houston (N)           | 40  | 20 |

| PEACH BOWL |     |     |
|------------|-----|-----|
| LSU (N)    | 27  | 31  |
|            | 308 | 211 |

| 1969 (6-3-1)          |     |     |
|-----------------------|-----|-----|
| FSU                   | FOE |     |
| Wichita State (H)     | 24  | 0   |
| Miami (Fla.) (A)      | 16  | 14  |
| Florida (A)           | 6   | 21  |
| Tulsa (A)             | 38  | 20  |
| Mississippi State (H) | 20  | 17  |
| South Carolina (H)**  | 34  | 9   |
| Virginia Tech (A)     | 10  | 10  |
| Memphis State (H)     | 26  | 28  |
| N. Carolina State (H) | 33  | 22  |
| Houston (A)           | 27  | 31  |
|                       | 220 | 182 |

| 1970 (7-4)          |     |     |
|---------------------|-----|-----|
| FSU                 | FOE |     |
| Louisville (H)      | 9   | 7   |
| Georgia Tech (H)    | 13  | 23  |
| Wake Forest (H)     | 19  | 14  |
| Florida (H)         | 27  | 38  |
| Memphis State (A)   | 12  | 16  |
| South Carolina (A)  | 21  | 13  |
| Miami (Fla.) (A)    | 27  | 3   |
| Clemson (H)         | 38  | 13  |
| Virginia Tech (H)** | 34  | 8   |
| Kansas State (H)    | 33  | 7   |
| Houston (N)         | 21  | 53  |
|                     | 254 | 195 |



**Larry Jones**  
(1971-73)


Larry Jones compiled a 15-19 record in his three years at the Seminole helm. In his first two seasons, the popular coach led his teams to a 15-8 record but he is probably remembered most for the following season when his team did not win a game and lost 11. Jones is now an athletic administrator at Louisiana State.

| 1971 (8-4)              |     |    |
|-------------------------|-----|----|
| FSU                     | FOE |    |
| So. Mississippi (N)     | 24  | 9  |
| Miami (Fla.) (A)        | 20  | 17 |
| Kansas (H)              | 30  | 7  |
| Virginia Tech (A)       | 17  | 3  |
| Mississippi State (H)** | 27  | 9  |
| Florida (A)             | 15  | 17 |
| South Carolina (H)      | 49  | 18 |
| Houston (A)             | 7   | 14 |
| Georgia Tech (A)        | 6   | 12 |
| Tulsa (H)               | 45  | 10 |
| Pittsburgh (H)          | 31  | 13 |

| FIESTA BOWL       |     |     |
|-------------------|-----|-----|
| Arizona State (A) | 38  | 45  |
|                   | 309 | 174 |

| 1972 (7-4)            |     |     |
|-----------------------|-----|-----|
| FSU                   | FOE |     |
| Pittsburgh (A)        | 19  | 7   |
| Miami (Fla.) (A)      | 37  | 14  |
| Virginia Tech (H)     | 27  | 15  |
| Kansas (A)            | 44  | 22  |
| Florida (H)           | 13  | 42  |
| Mississippi State (N) | 25  | 21  |
| Colorado State (H)**  | 37  | 0   |
| Auburn (A)            | 14  | 27  |
| Houston (H)           | 27  | 31  |
| Tulsa (H)             | 23  | 21  |
| South Carolina (A)    | 21  | 24  |
|                       | 287 | 224 |

| 1973 (0-11)           |     |     |
|-----------------------|-----|-----|
| FSU                   | FOE |     |
| Wake Forest (A)       | 7   | 9   |
| Kansas (H)            | 0   | 28  |
| Miami (Fla.) (H)      | 10  | 14  |
| Baylor (A)            | 14  | 21  |
| Mississippi State (H) | 12  | 37  |
| Memphis State (H)**   | 10  | 13  |
| San Diego State (A)   | 17  | 38  |
| Houston (A)           | 3   | 34  |
| Virginia Tech (A)     | 13  | 36  |
| South Carolina (H)    | 12  | 52  |
| Florida (A)           | 0   | 49  |
|                       | 98  | 331 |



**Darrell Mudra**  
(1974-75)

Darrell Mudra was a successful coach before arriving at Florida State and he was successful after he left. But during his two years in Tallahassee, his record was 4-18-0. Mudra inherited an 0-11 team and wasn't able in two years to bring the program back in to the glory years it had enjoyed under Bill Peterson. Mudra, who coached from the press box instead of the sidelines, is head coach at Northern Iowa.

\*\*Homecoming

# The Record Book

## 1974 (1-10)

|                     | FSU | FOE |
|---------------------|-----|-----|
| Pittsburgh (H)      | 6   | 9   |
| Colorado State (H)  | 7   | 14  |
| Kansas (A)          | 9   | 40  |
| Baylor (H)          | 17  | 21  |
| Alabama (A)         | 7   | 8   |
| Florida (H)         | 14  | 24  |
| Auburn (A)          | 6   | 38  |
| Memphis State (A)   | 14  | 42  |
| Miami (Fla.) (A)    | 21  | 14  |
| Virginia Tech (H)** | 21  | 56  |
| Houston (H)         | 8   | 23  |
|                     | 120 | 289 |

## 1975 (3-8)

|                    | FSU | FOE |
|--------------------|-----|-----|
| Texas Tech (A)     | 20  | 31  |
| Utah State (H)     | 17  | 8   |
| Iowa State (H)     | 6   | 10  |
| Georgia Tech (A)   | 0   | 30  |
| Virginia Tech (A)  | 10  | 13  |
| Florida (A)        | 8   | 34  |
| Auburn (H)         | 14  | 17  |
| Clemson (A)        | 43  | 7   |
| Memphis State (H)  | 14  | 17  |
| Miami (Fla.) (H)** | 22  | 24  |
| Houston (A)        | 33  | 22  |
|                    | 187 | 213 |



**Bobby Bowden**  
(1976-  
Present)

Florida State's all-time winningest coach is also one of the nation's top coaches, ranking in the top 10 among his peers in victories and winning percentage.

Bowden lacks just 10 victories to reach the 100 win plateau at Florida State, and his record stands at 90-36-3, or a winning percentage of .705. Bowden has averaged 8.2 wins per year at Florida State while taking his teams to eight bowl games. The last five Bowden teams have all attended post-season play. After taking over an FSU program in 1976 that had gone 4-29 in the three previous years, it took Bowden just three years before he had his teams in back-to-back Orange Bowls in 1980 and 1981. Over his tenure at FSU, four of his teams have been ranked in the top 10 at season's end.

## 1976 (5-6)

|                    | FSU | FOE |
|--------------------|-----|-----|
| Memphis State (A)  | 12  | 21  |
| Miami (Fla.) (A)   | 0   | 47  |
| Oklahoma (A)       | 9   | 24  |
| Kansas State (H)   | 20  | 10  |
| Boston College (A) | 28  | 9   |

|                       |     |     |
|-----------------------|-----|-----|
| Florida (H)           | 26  | 33  |
| Auburn (A)            | 19  | 31  |
| Clemson (H)           | 12  | 15  |
| So. Mississippi (H)** | 30  | 27  |
| N. Texas State (A)    | 21  | 20  |
| Virginia Tech (H)     | 28  | 21  |
|                       | 205 | 258 |

## 1977 (10-2)

|                      | FSU | FOE |
|----------------------|-----|-----|
| So. Mississippi (A)  | 35  | 6   |
| Kansas State (A)     | 18  | 10  |
| Miami (Fla.) (H)     | 17  | 23  |
| Oklahoma State (A)   | 25  | 17  |
| Cincinnati (H)       | 14  | 0   |
| Auburn (H)           | 24  | 3   |
| N. Texas State (H)** | 35  | 14  |
| Virginia Tech (H)    | 23  | 21  |
| Memphis State (H)    | 30  | 9   |
| San Diego State (A)  | 16  | 41  |
| Florida (A)          | 37  | 9   |

### TANGERINE BOWL

|                |     |     |
|----------------|-----|-----|
| Texas Tech (N) | 40  | 17  |
|                | 314 | 170 |

## 1978 (8-3)

|                     | FSU | FOE |
|---------------------|-----|-----|
| Syracuse (A)        | 28  | 0   |
| Oklahoma State (H)  | 38  | 20  |
| Miami (Fla.) (A)    | 31  | 21  |
| Houston (H)         | 21  | 27  |
| Cincinnati (H)      | 26  | 21  |
| Mississippi St. (A) | 27  | 55  |
| Pittsburgh (A)      | 3   | 7   |
| So. Mississippi (A) | 38  | 16  |
| Virginia Tech (H)   | 24  | 14  |
| Navy (H)**          | 38  | 6   |
| Florida (H)         | 38  | 21  |
|                     | 312 | 208 |

## 1979 (11-1)

|                       | FSU | FOE |
|-----------------------|-----|-----|
| So. Mississippi (H)   | 17  | 14  |
| Arizona State (N)     | 31  | 3   |
| Miami (Fla.) (H)      | 40  | 23  |
| Virginia Tech (A)     | 17  | 10  |
| Louisville (A)        | 27  | 0   |
| Mississippi State (H) | 17  | 6   |
| Louisiana State (A)   | 24  | 19  |
| Cincinnati (A)        | 26  | 21  |
| South Carolina (H)**  | 27  | 7   |
| Memphis State (H)     | 66  | 17  |
| Florida (A)           | 27  | 16  |

### ORANGE BOWL

|              |     |     |
|--------------|-----|-----|
| Oklahoma (N) | 7   | 24  |
|              | 326 | 160 |

## 1980 (10-2)

|                      | FSU | FOE |
|----------------------|-----|-----|
| Louisiana State (A)  | 16  | 0   |
| Louisville (H)       | 52  | 0   |
| East Carolina (H)    | 63  | 7   |
| Miami (Fla.) (A)     | 9   | 10  |
| Nebraska (A)         | 18  | 14  |
| Pittsburgh (H)       | 36  | 22  |
| Boston College (H)** | 41  | 7   |
| Memphis State (A)    | 24  | 3   |
| Tulsa (H)            | 45  | 2   |
| Virginia Tech (H)    | 31  | 7   |
| Florida (H)          | 17  | 13  |

### ORANGE BOWL

|              |     |    |
|--------------|-----|----|
| Oklahoma (N) | 17  | 18 |
|              | 352 | 85 |



Delon Sanders picked off two interceptions vs. North Carolina in 1986. Fellow cornerback Martin Mayhew (#32) had the big game against North Carolina in 1985 with a touchdown off an interception.

## 1981 (6-5)

|                          | FSU | FOE |
|--------------------------|-----|-----|
| Louisville (H)           | 17  | 0   |
| Memphis State (H)        | 10  | 5   |
| Nebraska (A)             | 14  | 34  |
| Ohio State (A)           | 36  | 27  |
| Notre Dame (A)           | 19  | 13  |
| Pittsburgh (A)           | 14  | 42  |
| Louisiana State (A)      | 38  | 14  |
| Western Carolina (H)**   | 56  | 31  |
| Miami (Fla.) (H)         | 19  | 27  |
| Southern Mississippi (H) | 14  | 58  |
| Florida (A)              | 3   | 35  |
|                          | 240 | 296 |

## 1982 (9-3)

|                          | FSU | FOE |
|--------------------------|-----|-----|
| Cincinnati (H)           | 38  | 31  |
| Pittsburgh (H)           | 17  | 37  |
| Southern Mississippi (A) | 24  | 17  |
| Ohio State (A)           | 34  | 17  |
| Southern Illinois (H)**  | 59  | 8   |
| East Carolina (H)        | 56  | 17  |
| Miami (Fla.) (A)         | 24  | 7   |
| South Carolina (A)       | 56  | 26  |
| Louisville (H)           | 49  | 14  |
| Louisiana State (A)      | 21  | 55  |
| Florida (H)              | 10  | 13  |

### GATOR BOWL

|                   |     |     |
|-------------------|-----|-----|
| West Virginia (N) | 31  | 12  |
|                   | 388 | 254 |

## 1983 (8-4)

|                     | FSU | FOE |
|---------------------|-----|-----|
| East Carolina (H)   | 47  | 46  |
| Louisiana State (A) | 40  | 35  |
| *Tulane (A)         | 28  | 34  |
| Auburn (A)          | 24  | 27  |
| Pittsburgh (A)      | 16  | 17  |
| Cincinnati (H)**    | 43  | 17  |
| Louisville (H)      | 51  | 7   |
| Arizona State (A)   | 28  | 26  |
| South Carolina (H)  | 45  | 30  |
| Miami (Fla.) (H)    | 16  | 17  |
| Florida (A)         | 14  | 53  |

### PEACH BOWL

|                    |     |     |
|--------------------|-----|-----|
| North Carolina (N) | 28  | 3   |
|                    | 381 | 312 |

\*Tulane forfeited on 2/3/86

## 1984 (7-3-2)

|                           | FSU | FOE |
|---------------------------|-----|-----|
| East Carolina (H)         | 47  | 17  |
| Kansas (A)                | 42  | 16  |
| Miami (Fla.) (A)          | 36  | 3   |
| Temple (H)**              | 44  | 27  |
| Memphis State (A)         | 17  | 17  |
| Auburn (H)                | 41  | 42  |
| Tulane (H)                | 27  | 6   |
| Arizona State (A)         | 52  | 44  |
| South Carolina (A)        | 26  | 38  |
| Tennessee-Chattanooga (H) | 37  | 0   |
| Florida (H)               | 17  | 27  |

### CITRUS BOWL

|             |     |     |
|-------------|-----|-----|
| Georgia (N) | 17  | 17  |
|             | 406 | 254 |

## 1985 (9-3)

|                        | FSU | FOE |
|------------------------|-----|-----|
| Tulane (A)             | 38  | 12  |
| Nebraska (A)           | 17  | 13  |
| Memphis State (H)      | 19  | 10  |
| Kansas (H)             | 24  | 20  |
| Auburn (A)             | 27  | 59  |
| Tulsa (H)              | 76  | 14  |
| North Carolina (A)     | 20  | 10  |
| Miami (Fla.) (H)       | 27  | 35  |
| South Carolina (H)     | 56  | 14  |
| Western Carolina (H)** | 50  | 10  |
| Florida (A)            | 14  | 38  |

### GATOR BOWL

|                    |     |     |
|--------------------|-----|-----|
| Oklahoma State (N) | 34  | 23  |
|                    | 402 | 258 |

## 1986 (7-4-1)

|                            | FSU | FOE |
|----------------------------|-----|-----|
| Toledo (H)                 | 24  | 0   |
| Nebraska (A)               | 17  | 34  |
| North Carolina (H)         | 10  | 10  |
| Michigan (A)               | 18  | 20  |
| Tulane (H)                 | 54  | 21  |
| Wichita State (H)          | 59  | 3   |
| Louisville (A)             | 54  | 18  |
| Miami (Fla.) (A)           | 23  | 41  |
| South Carolina (A)         | 45  | 28  |
| Southern Mississippi (H)** | 49  | 13  |
| Florida (H)                | 13  | 17  |

### ALL-AMERICAN BOWL

|             |     |     |
|-------------|-----|-----|
| Indiana (N) | 27  | 13  |
|             | 393 | 216 |

\*\*Homecoming

# Bowl Games in Review



## 1950 CIGAR BOWL FLORIDA STATE 19, WOFFORD 6

TAMPA, Fla. (Jan. 2, 1950)—Red Parrish scored twice and Buddy Strauss rushed for 132 yards to give underdog Florida State a 19-6 win over Wofford in the Cigar Bowl football game.

The victory was a come-from-behind effort by the Seminoles as the Terriers scored only moments into the contest to make the score 6-0. That touchdown came when Wofford defenders blocked a Bo Manuel punt and recovered it in the end zone. The extra point attempt was no good.

For the balance of the first quarter, Florida State mounted several drives that stalled around midfield while Wofford netted virtually nothing offensively. Early in the second period, however, Wofford had its first real threat. It died on the Seminoles' 16-yard-line when Bill Dawkins intercepted a pass and returned it to the Terrier 20. Shortly after, Parrish bolted to the Tribe's initial touchdown that tied the score at 6-6.

Late in the half the Seminoles got cranked up again. Strauss busted up the middle for a 15-yard gain and an interference penalty pushed Florida State into Wofford territory. On the next play Parrish lofted a left-handed halfback pass to Norman Eubanks who made a spectacular catch and the extra point sent the Seminoles to the locker room with a 13-6 lead.

The third period was a dogged defensive battle with no serious scoring threats. But in the final period FSU pinned Wofford deep in its own territory with a 63-yard Manuel punt. After the Terriers fumbled on their own eight, the Seminoles were unable to cash in as Parrish came up a foot short on fourth down.

Unable to move the ball out of the deep hole, Wofford was forced to punt giving the Seminoles excellent field position with only minutes remaining. This time Don Veller's team wasted no time cashing in. With only seconds showing on the clock, Parrish sliced in from the five and Florida State had a 19-6 upset victory.

## 1955 SUN BOWL TEXAS WESTERN 47, FLORIDA STATE 20

EL PASO, Tex. (Jan. 1, 1955)—Florida State's defense collapsed in the second quarter allowing Texas Western to move well ahead and capture a 47-20 Sun Bowl victory.

With the score tied 7-7 at the end of the first period, the underdog Miners put together a magnificent 28-point quarter that buried the Seminoles on this steamy January afternoon. Texas Western quarterback John Griner ran the option to perfection in that second quarter, and the Seminoles, fighting a blinding sun and the high altitude, just couldn't keep pace.

After leading 7-0 in the first four minutes of this 20th renewal of the Sun Bowl the Seminoles allowed the aroused Miners to tie the score late in the period. On the first play of the second quarter, Florida State fumbled on its own 24 and Texas Western needed only two plays to grab its first lead of the day. That touchdown came on a nifty run by Miner ace Jesse Whittenton.

At that point the flood gates opened. Tom Nugent's Seminoles made three more costly mistakes in the quarter that led directly to Texas Western touchdowns and the home-standing Miners eased into the locker room with a 34-7 advantage.

In the final half, the Miners ran the count to 41-7 before the

Tribe managed to get on the board for the second time in the afternoon. Quarterback Len Swantic led a third quarter drive that was sparked by a 43-yard touchdown pass to Tom Feamster. But Western wasted no time in countering that Seminole score. On the next kickoff, Bob Forrest raced 95 yards for the final Miner touchdown of the day.

The Seminoles were able to tack on a final tally in the fourth period. Harry Massey hit Bill Odom on a 16-yard pass play for the score.

## 1958 BLUEGRASS BOWL OKLAHOMA STATE 15, FLORIDA STATE 6

LOUISVILLE, Ky. (Dec. 13, 1958)—A frantic fourth-quarter comeback was not to be as Florida State couldn't fight off the bitter cold and Oklahoma State went home with a 15-6 victory in the only Bluegrass Bowl ever played.

A crowd of just over 7,000 was able to brave the 10-degree weather for the first-ever meeting between the two schools. Players on both teams wore tennis shoes in an effort to combat the frozen turf. It was the Seminole's first nationally televised game and a relatively obscure Howard Cosell handled the color that day.

Florida State got off to a good start in this one, mounting two drives deep into OSU territory. Both times it came up empty-handed though as field goal attempts from the 16 and 23 fell short.

Oklahoma State managed to dent the scoreboard early in the second quarter as swift halfback Duane Wood sprinted in from the Florida State 17.

Unable to get anything going in that second period, the Seminoles were forced to rely on their defense. The last assault came in the final two minutes of the half. The Cowboys drove inside the Florida State five and on fourth down with 1:15 left, FSU's Ron Hinson stopped Forrest Campbell one foot from paydirt. That sent the clubs to the locker room with the score 7-0.

Early in the third period the Seminoles did themselves in with a pair of fumbles. The second miscue set up the Cowboys at the Florida State 39. It took 10 plays but Wood finally scored his second touchdown and then caught a two-point conversion to make it 15-0.

## 1965 GATOR BOWL FLORIDA STATE 36, OKLAHOMA 19

JACKSONVILLE, Fla. (Jan. 2, 1965)—A brilliant passing combination of Steve Tensi and Fred Biletnikoff rewrote the Gator Bowl record book and gave the upstart Seminoles an impressive 36-19 victory over Oklahoma in this post season event.

The Florida State victory will long be remembered as one of the greatest passing shows in the history of college football. Tensi completed 23 of 36 passes for 303 yards and five touchdowns while Biletnikoff hauled in 13 for 192 yards and four TDs. Both players signed professional contracts on the field at

the completion of the game.

Oklahoma claimed the first break of the day as Tensi was intercepted. The Sooners marched to the Seminole 34 but on third down FSU defensive back Howard Ehler picked off an OU pass and sailed 63 yards for the initial touchdown. Later in the quarter the Sooners came back to claim the lead 7-6 but that lead lasted only as long as it took the Tribe to move 90 yards.

Phil Spooner was instrumental in the drive and Tensi continued to pick the OU defense apart. From the 15, Tensi hit Biletznikoff for a 12-7 lead. Twice more before the intermission, Tensi found Biletznikoff for touchdowns. The first score followed a George D'Allesandro fumble recovery and the second came on a long drive against the clock. The halftime score was 24-7.

Early in the second half Oklahoma recovered a Seminole fumble and cut the lead to 24-13, but as the third period drew to a close the Seminoles executed an 82-yard drive. On the last play of the quarter Tensi hit Don Floyd in the Oklahoma end zone for the touchdown.

With 10 minutes left and the score at 30-19, it was time for the Seminole defense to take over. Two drives late in the game came up short for the Sooners and finally FSU tacked on its final TD—a 14-yard Tensi-to-Biletznikoff toss that made it 36-19.

## 1966 SUN BOWL WYOMING 28, FLORIDA STATE 20

EL PASO, Tex. (Dec. 24, 1966)—Florida State's vaunted passing attack was not enough to overcome a stingy Wyoming defense and the Seminoles fell 28-20 in their second try for a Sun Bowl title.

Though the Seminoles got a couple of early breaks it was the Cowboys who first drew blood. The initial score came on a Jim Kiick plunge and the score stood 7-0 at the end of the first period. Florida State bounced back, however, as Bill Moreman fell on a Vic Washington fumble and FSU had the ball at the Wyoming 49. From there Kim Hammond found Ron Sellers for the tying touchdown.

The Seminoles managed to grab the lead in the game shortly before the intermission. This time Hammond hit T.K. Wetherell behind the Cowboy secondary for a 54-yard scoring strike. At the half it was 14-7.

It didn't take long for the Cowboys to tie the score. Early in the second half Wyoming quarterback Rick Egloff found Jerry Marion for a 39-yard touchdown. Late in the third quarter the Cowboys went ahead to stay. Kiick, who gained 135 yards on 23 carries, picked up 43 of them on a touchdown run that gave the Cowboys a 21-14 lead.

Florida State made a last-ditch attempt to regain a part of the lead as time ticked away in the final quarter. Hammond hit Ron Sellers in Wyoming territory. As the lanky receiver was hit, he fumbled the ball and it was recovered by teammate Chip Glass at the Cowboy five. But the tenacious Wyoming defense held in the final three minutes. From there Wyoming used a pair of 15-yard penalties and the running of Kiick to drive to the FSU 14 in the waning minutes. Egloff scampered into the end zone for the final Cowboy touchdown.

## 1967 GATOR BOWL FLORIDA STATE 17, PENN STATE 17

JACKSONVILLE, Fla. (Dec. 30, 1967)—Penn State jumped to a commanding 17-point lead at intermission but Florida State battled back in the second half to gain an exciting 17-17 tie.

The Seminoles received the kickoff but were stalled at the Penn State 25. The Lions fumbled after one play but an intercepted pass gave them the ball back and they got the first score

on a 27-yard field goal by Tom Sherman in the closing minutes of the first quarter.

Late in the second period Sherman passed to Jack Curry on a 10-yard touchdown play and then came back to hit All-American tight end Ted Kwalick with seconds remaining in the half. The Seminoles were completely stopped before intermission as Penn State threw up a stingy defense that kept Kim Hammond and his mates at bay.


The momentum changed in the second half, however. Penn State received the kick but was forced to punt. The Tribe drove quickly to the Lion one but couldn't punch the ball in. However, on the next series, the Lions gambled on fourth down at their own 15 and the Seminole defense held. Three plays later Hammond passed to Ron Sellers for the initial Florida State score.

When Lion halfback Charlie Pittman fumbled the ball on the kickoff the Seminoles were back in business at the Penn State 22. Passes to Sellers and Bill Moreman moved the ball to the one and from there Hammond took it on himself to cut the lead to 17-14.

With just over a minute to play in the game, Hammond directed a picture-perfect drive from the Seminole 31 to the Penn State 15. There Florida State was faced with a fourth-and-five situation with 17 seconds remaining. Coach Bill Peterson decided to go for the sure three points and a tie rather than to risk a 17-14 loss. Grant Guthrie booted the field goal and the 1967 Gator Bowl had co-champions.

**etc. SEMINOLE  
NOTEBOOK**

Ron Sellers' 14 pass receptions vs. Penn State in 1967 is still a Gator Bowl record today; Seminoles own eight of 23 individual Gator Bowl records.



## 1968 PEACH BOWL LOUISIANA STATE 31, FLORIDA STATE 27

ATLANTA, Ga. (Dec. 30, 1968)—Competing in its fourth consecutive bowl game, Florida State couldn't outscore Louisiana State and the Seminoles fell 31-27 in a soggy game that initiated Atlanta's Peach Bowl.

The Seminoles had been considered a slight favorite in the game until the teams took the field for the pre-game warmups. It was at that point that the rain began to fall and it didn't let up until the final minutes of the contest played at Georgia Tech's Grant Field.

Despite the rain, the Seminoles wasted little time getting on the scoreboard. LSU won the toss but the Tigers bobbled the ball and FSU's John Crowe pounced on the loose ball at the Tiger 36. Tom Bailey swept around right end of the game's first play from scrimmage and went all the way for the touchdown.

That was the only score of the first period, however, as the heavy rain hampered both teams. In the first period, the Seminoles recovered two more LSU fumbles and intercepted a Tiger pass.

Early in the second period Bill Cappleman capped a 75-yard drive with a 21-yard touchdown pass to Bill Gunter that gave the Tribe a 13-0 lead. LSU's first score came midway through the second period on a 39-yard punt return of a stray Bill Cheshire kick. A 32-yard field goal in the waning minutes of the half cut the Seminole lead to 13-10 at intermission.

The Tigers came roaring back in the third period and a pair of touchdowns staked them to a 24-13 lead. But the Seminoles were not finished. A fourth-quarter Cappleman to Sellers pass brought Florida State within five and with 6:15 left in the game it went on top 27-24 with a Cappleman-Sellers aerial and a two-point conversion pass to Chip Glass.



## 1971 FIESTA BOWL ARIZONA STATE 45, FLORIDA STATE 38

TEMPE, Ariz. (Dec. 27, 1971)—In one of the most dazzling offensive shows in bowl history, Arizona State managed to score with 34 seconds remaining in the game to capture the first ever Fiesta Bowl 45-38.

Over 51,000 partisan Arizona State fans crowded into Sun Devil Stadium and Ray Scott was on hand to call the shots over a 140-station TV network. Florida State's initial drive stalled and Arizona State wasted no time in grabbing a 7-0 lead. FSU's Barry Smith brought the kickoff back 49 yards and like lightning Gary Huff and his mates tied the score. Huff's passes put the Tribe at the one and from there Paul Magalski got the six points.

Thirty-two points went on the board in the second quarter. The locals drew first blood but soon a field goal by Frank Fontes moved the Seminoles to within one at 14-13. The momentum seemed to swing to Florida State as it raced 63 yards on a later drive and added a two-point conversion to lead 21-14. With just over two minutes left in the half ASU's Danny White hit Steve Holden for a 55-yard scoring pass that tied it at 21-21.

But, at that point the Seminoles proved they had come to play. Huff put on a brilliant passing display, hitting Kent Gaydos for 46 yards to the Sun Devil 10. With time running out, Rhett Dawson snared his second touchdown pass of the day to give the Tribe a 28-21 lead at halftime.

The third quarter was all Arizona State. Holding the ball almost the entire quarter, the Sun Devils put 10 points on the board and led 31-28 heading into the final stanza. Early in that last quarter Florida State culminated a 75-yard drive with a field goal to tie the game 31-31. On an exchange of punts, Holden hurt the Seminoles again. This time he returned a Dwane Carroll punt 63 yards for a touchdown. Florida State came back to tie the game again as Dawson made a sensational touchdown grab between two defenders with 4:44 left in the contest.

A final ASU drive resulted in a Woody Green score with 34 seconds left to provide the final margin.

## 1977 TANGERINE BOWL FLORIDA STATE 40, TEXAS TECH 17

ORLANDO, Fla. (Dec. 23, 1977)—Florida State, making its first bowl appearance in seven years, demolished Texas Tech, 40-17, in the 32nd Tangerine Bowl.

A record-breaking crowd of 44,502 witnessed almost total domination by the Seminoles, who became the only Division I school currently playing major college football in Florida to achieve 10 victories in a single season.

FSU jumped ahead with 5:50 remaining in the opening quarter on a 23-yard Dave Cappelen field goal. It stayed that way until Mike Mock of Texas Tech evened the count with a 24-yarder early in the second quarter. At that point however, the Seminoles took over. It was a 93-yard kickoff return by Larry Key following the Tech field goal that gave the Seminoles the lead for good.

Later in the same quarter, quarterback Jimmy Jordan found tight end Grady King on a 37-yard scoring pass that boosted the Seminole lead to 16-3 at intermission.

The Seminoles continued to add to their cushion in the third quarter. First Jordan found Mike Shumann with a 40-yard scoring pass. Next Cappelen booted a 22-yard field goal. That made it 27-3.

Tech returned to the board with 7:46 remaining in the quarter on a 44-yard scoring pass to make it 27-9. The count remained that way until Wally Woodham found Roger Overby on a 15-yard

scoring loss to increase the Seminole lead with just 3:34 left.

Neither team was through yet, however. Tech came back to score on a 21-yard run by Billy Taylor and with just 48 seconds remaining, FSU completed the scoring on a 44-yard pass involving Woodham and Chip Sanders.

## 1980 ORANGE BOWL OKLAHOMA 24, FLORIDA STATE 7

MIAMI, Fla. (Jan. 1, 1980)—Julius Caesar Watts and Heisman Trophy winner Billy Sims each rushed for more than 100 yards and a stingy Sooner defense held Florida State to 182 total yards as Oklahoma defeated Florida State 24-7 in the 46th annual Orange Bowl Classic.

For 17 minutes, it appeared that Florida State would see its dream of a 12-0 season and possible national championship come true as it took a 7-0 lead on a one-yard Mike Whiting touchdown run in the first quarter.

FSU had a chance to double its lead just moments later when punter Michael Keeling's kick was blocked by cornerback Bobby Butler and recovered on the Oklahoma 17 by Keith Jones.

After a first down, FSU failed to gain more than two yards on three tries and Rick Stockstill fumbled a snap from center on an attempted field goal try, which resulted in Oklahoma stopping the FSU drive and gaining possession on the Oklahoma 19.

Following a 25-yard pickup by Sims and a sack of six yards by James Gilbert, Watts kept the ball on a sweep to the right and ran 61-yards for a score.

Watts' run was a sample of things to come for the Seminoles. Following the kickoff, Jimmy Jordan's first pass was picked off by Bud Herbert, who would go on to intercept three passes on the night, and returned to the Seminole 10. Two plays later, Stanley Wilson got the call from the five and rambled in for the score and a 14-7 Sooner lead.

Fred Keeling made it 17-7 at the half with a 24-yard field goal and the Sooners were on their way to victory.

The remainder of the game was a defensive standoff until Sims took a lateral from Watts and raced 22 yards into the Seminole endzone at the 7:13 mark of the fourth quarter.

For the game, Sims ended up the leading ground gainer with 164 yards on 24 carries, Watts tallied 127 yards on 15 attempts. FSU was outgained in the game by a 447-182 margin.

## 1981 ORANGE BOWL OKLAHOMA 18, FLORIDA STATE 17

MIAMI, Fla. (Jan. 1, 1981)—It took something that Oklahoma was not supposed to be able to do well to beat Florida State in the 1981 Orange Bowl—pass. With time running out and the Seminoles leading 17-10, quarterback JC Watts—a swift quarterback who led a notorious Oklahoma running game, drilled an 11-yard touchdown pass to split end Steve Rhodes with 1:27 remaining.

Going for the win on the conversion, Watts rolled to his right and hit tight end Steve Valora to give the Sooners an 18-17 win over upset-minded Florida State in the 47th annual Orange Bowl Classic.

Six hours earlier, Georgia defeated Notre Dame in the Sugar Bowl to wipe out any aspirations of a Seminole national championship. Ironically, the loss came in the same place (Orange Bowl) where hopes for a second undefeated regular season were erased by the University of Miami, 10-9.

A Florida State fumble recovery and a missed field goal kept Oklahoma off the board for the first quarter and FSU took a 6-0 lead when Ricky Williams capped off a 70-yard touchdown drive with a one-yard plunge. Bill Capece converted and the Seminoles led by seven.

The score remained the same until two seconds remaining in the first half as Fred Keeling's 53-yard field goal attempt was good, as the Sooners moved to within four at 7-3.

Oklahoma took the second half kickoff and marched 78 yards for a touchdown and a 10-7 lead. On a second and goal from the FSU four, halfback David Overstreet took a pitchout to the right and scored easily.

On the following series, FSU drove from its own 20 to the Oklahoma 27, only to watch Capece's 44-yard field goal attempt sail to the right. The Seminoles recovered a Watts fumble three plays later, however, and this time Capece's field goal from 19 yards was good and the Seminoles tied the score at 10.

With 13 minutes left in the game, Keeling dropped back to his own 18 to punt. The snap sailed through his hands and into the endzone where Bobby Butler recovered for a touchdown and a 17-10 Seminole lead.

Both teams traded punts and Oklahoma took over on its own 22-yard line trailing by seven with 3:30 remaining on the clock. At this point, Watts abandoned the forte of the Sooner offense—the running—and went to the air.

Facing a third and nine on the OU 23, Watts hit split end Steve Rhodes with a 42-yard pass to the FSU 35. Chet Winters hauled in a 14-yard pass to the Florida State 21 for another first down.

After one more first down on a ten-yard scramble by Watts, the senior quarterback found Rhodes in the endzone for the touchdown.

Two completed passes gave Florida State the ball on the Oklahoma 45 with just five seconds remaining. Capece attempted to give Florida State the win with a 62-yard field goal, but the attempt fell six yards short and the Seminoles had lost to the Sooners for the second straight time in the Orange Bowl.

## 1982 GATOR BOWL FLORIDA STATE 31, W. VIRGINIA 12

JACKSONVILLE, Fla. (Dec. 30, 1982)—Greg Allen rambled for 138 yards and two scores, while surprise starter Blair Williams threw for 202 yards and another touchdown as Florida State upset West Virginia, 31-12, in the 38th annual Gator Bowl Classic.

Allen, who was named MVP for his performance, scored on third quarter runs of 29 and one yards to break open a tight game and give the Seminoles a 31-6 lead into the fourth quarter.

The victory lifted the Seminoles to 9-3 on the year and gave FSU head coach Bobby Bowden a win in his first encounter against the Mountaineers—the team he served as head coach for from 1970-75.

"I'm happy that we won the Gator Bowl, it was a great victory for our team," Bowden said. "But I get no additional thrill over the fact that we beat West Virginia. I spent 10 years of my life in that town and working for that University. Those are good people up there and I still have a lot of friends in Morgantown."

Florida State drew first blood in the game—taking a 3-0 lead on a 20-yard field goal by Phil Hall with 3:30 remaining in the first quarter. After being frustrated by a blocked field goal attempt on the first drive of the game, the Mountaineers came back to tie the game on the second play of the second quarter when All-American Paul Woodside hit a 48-yard field goal.

But the Seminoles took the lead for good on the next play. Fielding Woodside's kickoff on the five, Billy Allen started up the middle and then broke to his left—going a Gator Bowl record 95 yards for a touchdown and a 10-3 FSU lead.

West Virginia added a late second-half field goal to cut the lead to 10-6, but Williams led FSU on a 63-yard drive for a touchdown with under one minute to play.

Taking over on its own 27, FSU got 31 yards from Greg Allen on a pair of sweep plays before the Mountaineers were hit with a 21-yard penalty on a pass interference call.

With just 15 seconds remaining and the ball on the 27, Williams lofted a pass into the right corner of the endzone, where Dennis McKinnon went high over two WVU defenders to make a

spectacular catch and give the Seminoles a 17-6 intermission lead.

The third quarter belonged to Greg Allen. Carrying the ball just five times, the sophomore tailback logged 52 yards—capping both drives with touchdowns.

Florida State's defense, which was in the face of WVU quarterback Jeff Hostetler all night, controlled the final period by limiting the Mountaineers to just two possessions.

FSU limited Hostetler to just 10 completions in 28 attempts for 118 yards and two interceptions; while the Seminole offense was busy piling up 451 yards of total offense against a WVU defense that was ranked in the top 10 nationally.

## 1983 PEACH BOWL FLORIDA STATE 28, N. CAROLINA 3

ATLANTA, Ga. (Dec. 28, 1983)—Making his first-ever start at Florida State, Eric Thomas fired a pair of first quarter touchdown passes to lead the Seminoles to a stunning 28-3 win over North Carolina in the 16th Annual Peach Bowl Classic.

Thomas, a third-year sophomore who played sparingly throughout the year, led FSU on two long scoring drives on the Seminoles' first two possessions. On the first drive, Thomas directed a nine-play, 62-yard march from the Florida State 38. The drive ended when Thomas found Weegie Thompson in the right corner of the endzone from 15 yards out for the touchdown.

Following a strong defensive effort that forced a Tar Heel punt after three downs, Thomas took over again. Displaying veteran composure in eluding a UNC blitz, he this time found Thompson on an 18-yard score for a 14-0 lead.

The Seminoles stretched their lead to 21-0 before the intermission. Midway through the second quarter, Pete Panton fell on a fumbled punt return at the UNC 16. Rosie Snipes scored on a one-yard run and Philip Hall added the conversion for a three touchdown lead at the half.

Turning in its best defensive effort of the season, Florida State held North Carolina to just three points on a 36-yard field goal by Brooks Barwick with 10:22 remaining in the game. Defensive MVP Alphonso Carreker led the Seminoles who held the outstanding Tar Heel running attack to only 32 net yards on the ground. In the game, UNC could manage only 198 yards in total offense.

In the second half, the Seminoles used a ball control offense that accounted for 265 yards on the ground to limit any hopes of a Carolina comeback. Greg Allen and Cletis Jones led FSU's ground assault—piling up a combined 176 yards on 37 carries.

Florida State scored its last touchdown on a one-yard run by Thomas after the Seminoles used an 11-play, 88-yard drive to eat up all but 31 seconds of the fourth quarter clock. For Thomas, his two touchdown passes and running of the option play earned him offensive MVP honors for the game.

## 1984 CITRUS BOWL FLORIDA STATE 17, GEORGIA 17

ORLANDO, Fla. (Dec. 21, 1984)—Blocking its ninth punt of the season, Florida State scored late in the fourth quarter to escape with a 17-17 tie with Georgia, in front of 51,821 fans in the Florida Citrus Bowl in Orlando. Leading 17-9 with 3:58 left, Georgia punter Chip Andrews dropped back to receive the center snap, when FSU's Lenny Chavers burst through the middle of the Bulldog line to block the punt. Special team's phenomenon Joe Wessel scooped up the loose ball and returned it 14 yards for his fourth touchdown of the season off of a blocked kick.

"I knew I was going to get it," Chavers said. "I went to the

referee and told him I was going to do it."

Florida State, who fell behind 14-0 at the half, needed the blocked punt to tie the score at 17.

The Bulldogs took control in the second quarter, scoring on runs of two and four yards by running back Lars Tate, who gained 75 yards and was named Offensive Player of the Game.

Tate's second touchdown was set up when cornerback Kevin Harris picked off an Eric Thomas pass and returned it 18 yards to the FSU 13 with 1:22 remaining in the first half.

Florida State got on track early in the third quarter, as it marched 67 yards with the second half kickoff to set up a 32-yard field goal by Derek Schmidt.

The Seminoles' next score came with 14:12 left in the game when Tony Smith, who finished the day with 68 yards on 10 carries, bolted over from the one.

Held to 134 yards of total offense by a stingy Florida State defense, Georgia scored its only points of the second half with 12:10 left in the game on a 36-yard field goal by Kevin Butler.

The FSU defense was led by linebacker Henry Taylor and safety Billy Allen, both of whom registered 11 tackles.

While the defense had success stopping the Georgia offensive attack, Florida State's offense sputtered throughout much of the game, gaining only 246 yards total offense.

Georgia did mount a late scoring threat when it took possession of the ball on the Florida State 46-yard line with :21 seconds left. After two incomplete passes, the Bulldogs lined up to attempt a 70-yard field goal by All-American Kevin Butler. Butler's attempt fell just short as time expired.



The Seminoles have now attended a record five straight bowls, and for seven of the last eight years FSU has been in post-season play. Under head coach Bobby Bowden there have been eight post-season trips in 11 years.

## 1985 GATOR BOWL FLORIDA STATE 34, OKLAHOMA STATE 23

JACKSONVILLE, FL (Dec. 30)—Freshman quarterback Chip Ferguson threw for 338 yards and a pair of touchdowns and Tony Smith added 201 yards rushing as Florida State rolled over Oklahoma State 34-23 in the 41st annual Gator Bowl Classic in Jacksonville.

FSU, who entered the game minus its top three receivers, fooled Oklahoma State by throwing on 15 of the first 20 plays of the game. Two Derek Schmidt field goals of 23 and 39 yards with a 39-yard touchdown play to Herb Gainer sandwiched in between gave FSU a 13-0 halftime lead.

Oklahoma State got on the scoreboard immediately following the intermission when a Ronnie Williams-directed drive of 63 yards ended in a 33-yard field goal by Brad Dennis.

But Ferguson, who was named the game's MVP, went back to the air, leading the Seminoles 73 yards on the next series and handing off to senior fullback Cletis Jones for a 3-yard touchdown run. An interception by Deion Sanders immediately gave the ball back to FSU and Ferguson, working from the OSU 36-yard line, used just five plays before hitting Gainer once again on a 19-yard touchdown pass. That sent the score to 27-3 in the Seminoles' favor.

Oklahoma State didn't give up, with Williams' marching 79 yards on the next series and passing 29 yards to All-American tailback Thurman Thomas for a Cowboy TD. Following a Ferguson fumble, Williams handed off to Thomas, who threw back to the quarterback for a 12-yard TD that closed the score to 27-17.

Early in the fourth quarter, Ferguson scored from 1 yard out to give the Seminoles a 17-point cushion. The Cowboys added a late touchdown on a Williams-to-Hart Lee Dykes 31-yard pass play.

FSU set four team records in the game, including one for 569 yards of total offense. It was FSU's fourth straight bowl appearance and a second Gator Bowl victory in four years.

Sophomore wide receiver Randy White, who had never caught a pass in college, caught four first-half passes for 87 yards while Gainer, who had caught just five during the regular season, hauled in seven for 148 yards and his two TDs. Smith's 201 rushing yards came in just 24 carries, many of them on draw plays that FSU mixed effectively with the pass.

The Seminole defense held the heralded Thomas in check the entire game, holding him to just 97 yards on 26 attempts.

Florida State finished the season with a 9-3-0 record while the defending Gator Bowl champion OSU Cowboys fell to 8-4-0 before 79,417 in the Gator Bowl.

## OVERALL BOWL RECORD

| Bowl          | W        | L        | T        |
|---------------|----------|----------|----------|
| All-American  | 1        | 0        | 0        |
| Bluegrass     | 0        | 1        | 0        |
| Cigar         | 1        | 0        | 0        |
| Citrus*       | 1        | 0        | 1        |
| Fiesta        | 0        | 1        | 0        |
| Gator         | 3        | 0        | 1        |
| Orange        | 0        | 2        | 0        |
| Peach         | 1        | 1        | 0        |
| Sun           | 0        | 2        | 0        |
| <b>Totals</b> | <b>7</b> | <b>7</b> | <b>2</b> |

\*Formerly the Tangerine Bowl

## 1986 ALL-AMERICAN BOWL

# Smith's Running Leads FSU 27-13

By Bill McGrotha  
Democrat Sport Editor

BIRMINGHAM, Ala. — Ringing out the old year lethargically at times, Florida State happily lifted a toast to Sammie Smith here Wednesday night in celebration of the new.

Running 25 times for 205 yards, Smith spurred a 27-13 victory over tenacious Indiana in the 10th All-American Bowl.

The second-year freshman twice scored, on runs of 4 and 9 yards as Florida State displayed surprisingly little offense other than him. Tanner Holloman came on late at fullback and got the last two scores, on runs of 8 and 10 yards.

Acclaimed the game's most valuable player as he had the fourth-best single-game total of any FSU back ever, Smith accounted for all but 137 of FSU's total 342 yards.

Of Smith, FSU coach Bobby Bowden said: "All of a sudden, he has become a force."

From start to finish on this cold, damp evening, Indiana played FSU tough, controlling the football, 78 plays to 53 and throwing up repeated challenges behind the quarterbacking of Dave Kramme. Time after time, Kramme made vital third-down plays go.

As a crowd estimated at 30,000 looked on, Indiana outgained the Seminoles, stacking up 383 yards, 215 rushing. Indiana had the ball for almost 15 more minutes of playing time.

Bowden praised Indiana.

"You've got to give them a lot of credit — especially that quarterback," he said. "He just made big play after big play."

"I tried to catch him after the game to tell him that, but even I couldn't run him down."

Almost half of FSU's total plays were Smith runs — not at all a bad move the way he was going, and the difficulty FSU was having with its passing game. Danny McManus completed just six of 14 passes for 54 yards.

Bowden said McManus was rushing his throws. "He had the right idea a lot of times, but his body didn't respond to what he wanted to do," said the coach. "But the conditions really were not good for throwing."

"Tonight was a night we really blocked," said center Jim Hendley. "Our blocking has been good since the Michigan game. People forget there were three straight games we put 50 points on the board."

"But Sammie was just awesome — hell on wheels. If he could do it every Saturday, he'd really be great."

Bill Mallory, the Indiana coach, called Smith the difference in the game.

"We just didn't get on the boards early," said Mallory. "We had some opportunities, but we just didn't do it."

Ahead 20-3 early in the last half, FSU withstood a challenge led by Kramme.

Amid colorful pageantry and fireworks that appeared to frighten Renegade, the Seminole steed, the 10th All-American Bowl began on a 41-degree evening.

Right away Indiana found itself in a hole, at its 10, following a

penalty on return of the opening kickoff. Three running yards and two pass completions later, FSU got a splendid shot from the Hoosier 45 following a punt.

FSU faltered, missing on an opening pass, then flagged for holding as Smith spun away for about 15 yards before fumbling — the ball rolling out of bounds.

Two futile passes, and Louis Berry's first punt left Indiana at its 22.

The Hoosiers drove to the FSU 18, with the big plays an 18-yard Kramme pass and a fourth-and-one Kramme sneak for the first down at FSU's 27. Three more crunching runs reached the 18, where on fourth down Pete Stoyanovich kicked a 35-yard field goal for 3-0.

Keith Ross was a step away from going the distance as he returned the kickoff 44 yards to the FSU 45.

Hard running by Smith, the last time after a short pass, led to the Indiana 41. Gainer got 18 on a pass, and Smith ran for 14 to the 4.

Next play, Smith slipped quickly left, scoring easily. But a poor snap contributed to a blocked extra point by linebacker Van Waiters, leaving it 6-3.

After Stoyanovich was short on a 47-yard try for a field goal, FSU took over again. Up the middle went FSU's Smith for 25. Then he ripped for 10 to the Indiana 35. On to the 25, and a 16-yard Danny McManus pass to Tom O'Malley at the 9.

Once again Smith slashed up the middle, scoring easily from 9 yards out. With a Derek Schmidt point, it became 13-3.

On the running of Thompson and the scrambling of Kramme, Indiana spun across midfield — but was slapped back by a holding call to its 33, then a delay penalty. A third-down pass to Stacy Dawsey for 23 gained FSU's 49.

But successive sacks by Stan Shiver and Paul McGowan slammed Kramme at the 50, then his 40.

A 12-yard Deion Sanders punt return provided FSU opportunity at its 34. But on second down Smith, breaking free, fumbled and Alex Green claimed the ball at the FSU 49.

Thompson popped up the middle past defenders — 26 yards to the 23. Still running strong, Thompson had the Hoosiers at the 5 a few plays later.

But a procedure penalty cost 5. Whereupon, Terry Warren sacked Kramme at the 25. And Stoyanovich missed a 42-yard field goal.

FSU had time for little from its 25 before time ran out in the half. From the 26, following the second-half kickoff, Smith got 9. On a reverse, Darrin Holloman whipped for 36 to the Indiana 27.

Smith, on two runs, reached the 15. In came Tanner Holloman, getting 7, then on the next play dashing off tackle for 8 and a TD that made it 20-3.

Indiana was frustrated after another drive when Stoyanovich missed another field-goal attempt, this one from the 49-yard range.

FSU got nothing. Smith was caught for a 4-yard loss, then could not quite come up with a deep McManus pass.

Once more on third down, Kramme connected — to Buford for 20 yards at FSU's 37. Sticking to the ground, Thompson in the fore, Indiana cut out successive first downs, to the 14.

It came to fourth down and inches just short of the four, and Kramme got the inches on a quick sneak.

With 1:27 left in the quarter, Powell got the touchdown from the 2, and it became 20-10.

From the 22, Smith ran four times, and FSU overcame a 5-yard penalty in pounding to the 50 in the early moments of the last quarter.

The Seminoles probed on to the Indiana 39, but Alex Green intercepted a McManus shot at the 30.

Overcoming a penalty, Kramme hit Dawsey with a 12-yard pass at the 40, then scrambled 15 to FSU's 44.

Suddenly, Thompson broke free. Greg Newell finally bringing him down after a 25-yard dash to the 19.

Three runs got just 6. Stoyanovich kicked a 30-yard field goal for 20-13 with 7:09 left.

Stymied after two plays from the 31, FSU got a key third-down catch from Pat Carter for 11 at the 43. Smith sliced to the Indiana 46. After a procedure penalty, Smith on the draw popped for 13 and a first down at the 35.

Two plays later, Smith cut to his left for 21 to the 10. T. Holloman then burst up the middle for his second TD and a 27-13 win.

# FSU Bowl Records



## INDIVIDUAL RECORDS

### TOTAL OFFENSE

**Most Plays**—61, Kim Hammond vs. Penn State, 1967 Gator Bowl  
**Most Yards Gained**—353, Kim Hammond vs. Penn State, 1967 Gator Bowl  
**Most Touchdowns Responsible for**—5, Steve Tensi vs. Oklahoma, 1965 Gator Bowl

### RUSHING

**Most Rushes**—27, Phil Spooner vs. Oklahoma, 1965 Gator Bowl  
**Most Yards Gained**—205, Sammie Smith vs. Indiana, 1986 All-American Bowl  
**Most TDs Rushing**—2, Greg Allen vs. West Virginia, 1982 Gator Bowl; Sammie Smith and Tanner Holloman vs. Indiana, 1986 All-American Bowl  
**Longest Rush**—65, Dennis McKinnon vs. West Virginia, 1982 Gator Bowl  
**Highest Average Per Rush**—8.4, (24-202), Tony Smith vs. Oklahoma State, 1985 Gator Bowl

### PASSING

**Most Passes Attempted**—53, Kim Hammond vs. Penn State, 1967 Gator Bowl  
**Most Passes Completed**—37, Kim Hammond vs. Penn State, 1967 Gator Bowl  
**Most Passes Had Intercepted**—4, Kim Hammond vs. Penn State, 1967 Gator Bowl; Steve Tensi vs. Oklahoma, 1965 Gator Bowl  
**Most Yards Gained**—362, Kim Hammond vs. Penn State, 1967 Gator Bowl  
**Most Touchdown Passes**—5, Steve Tensi vs. Oklahoma, 1965 Gator Bowl  
**Longest Pass**—46, Kent Gaydos from Gary Huff vs. Arizona State, 1971 Fiesta Bowl

### RECEIVING

**Most Passes Caught**—14, Ron Sellers vs. Penn State, 1967 Gator Bowl  
**Most Yards Gained**—192, Fred Biletnikoff vs. Oklahoma, 1965 Gator Bowl  
**Most TD Passes Caught**—4, Fred Biletnikoff vs. Oklahoma, 1965 Gator Bowl

### PUNTING

**Most Punts**—9, Rohn Stark vs. Oklahoma, 1980 Orange Bowl; Bill Cheshire vs. LSU, 1968 Peach Bowl  
**Highest Average**—47.5 Louis Berry vs. Oklahoma State, 1985 Gator Bowl  
**Most Yards on Punts**—380, Rohn Stark vs. Oklahoma, 1980 Orange Bowl

**Longest Punt**—70, Rohn Stark vs. Oklahoma, 1980 Orange Bowl

### PUNT RETURNS

**Most Punt Returns**—5, Jessie Hester vs. North Carolina, 1983 Peach Bowl  
**Most Yards on Punt Returns**—73, Billy Graham vs. Texas Western, 1955 Sun Bowl  
**Longest Punt Return**—35, Lenny Chavers vs. Georgia, 1984 Citrus Bowl

### KICKOFF RETURNS

**Most Kickoff Returns**—5, Barry Smith vs. Arizona State, 1971 Fiesta Bowl  
**Most Yards on Kickoff Returns**—143, Barry Smith vs. Arizona State, 1971 Fiesta Bowl  
**Most TDs on Kickoff Returns**—1, Billy Allen vs. West Virginia, 1982 Gator Bowl; Larry Key vs. Texas Tech, 1977 Tangerine Bowl  
**Longest Kickoff Return**—95, Billy Allen vs. West Virginia, 1982 Gator Bowl

### INTERCEPTIONS

**Most Passes Intercepted**—2, Brian McCrary vs. West Virginia, 1982 Gator Bowl  
**Most Yards on Interceptions**—69, Howard Ehler vs. Oklahoma, 1965 Gator Bowl  
**Longest Interception Return**—69, Howard Ehler vs. Oklahoma, 1965 Gator Bowl

### SCORING

**Most Points**—24, Fred Biletnikoff vs. Oklahoma, 1965 Gator Bowl  
**Most Touchdowns**—4, Fred Biletnikoff vs. Oklahoma, 1965 Gator Bowl  
**Most PATs Attempted**—4, Derek Schmidt vs. Oklahoma State, 1985 Gator Bowl and vs. Indiana, 1986 All-American Bowl; Philip Hall vs. North Carolina, 1983 Peach Bowl and vs. West Virginia, 1982 Gator Bowl; Dave Cappelen vs. Texas Tech, 1977 Tangerine Bowl  
**Most PATs Made**—4, Derek Schmidt vs. Oklahoma State, 1985 Gator Bowl and vs. Indiana, 1986 All-American Bowl; Philip Hall vs. North Carolina, 1983 Peach Bowl and vs. West Virginia, 1982 Gator Bowl  
**Most Points Kicking**—12, Frank Fontes vs. Arizona State, 1971 Fiesta Bowl

### FIELD GOALS

**Most Field Goals Attempted**—4, Bill Capece vs. Oklahoma, 1981 Orange Bowl  
**Most Field Goals Made**—3, Frank Fontes vs. Arizona State, 1971 Fiesta Bowl  
**Longest Field Goal Made**—42, Frank Fontes vs. Arizona State, 1971 Fiesta Bowl

## TEAM RECORDS— Single-Game Offense

### TOTAL OFFENSE

**Most Yards Gained**—569 vs. Oklahoma State, 1985 Gator Bowl  
**Most Yards Gained, Both Teams**—938 vs. Oklahoma State, 1985 Gator Bowl

### RUSHING

**Most Yards Gained**—364 vs. North Carolina, 1983 Peach Bowl  
**Most Yards Gained, Both Teams**—562 vs. North Carolina, 1983 Peach Bowl  
**Most Touchdowns**—4 vs. Indiana, 1986 All-American Bowl

### PASSING

**Most Passes Attempted**—55 vs. Penn State, 1967 Gator Bowl  
**Most Passes Completed**—38 vs. Penn State, 1967 Gator Bowl  
**Most Passes Intercepted**—4 vs. Penn State, 1967 Gator Bowl; vs. Oklahoma, 1965 Gator Bowl  
**Most Yards Gained**—455 vs. Texas Tech, 1977 Tangerine Bowl  
**Most Yards Gained, Both Teams**—734 vs. Texas Tech, 1977 Tangerine Bowl  
**Touchdown Passes**—5 vs. Oklahoma, 1965 Gator Bowl

### PUNTING

**Most Punts**—9 vs. Oklahoma, 1980 Orange Bowl; vs. LSU, 1968 Peach Bowl; vs. Wyoming, 1966 Sun Bowl  
**Most Punts, Both Teams**—17 vs. Wyoming, 1966 Sun Bowl  
**Highest Average**—47.5 vs. Oklahoma State, 1985 Gator Bowl

### PUNT RETURNS

**Most Punt Returns**—5 vs. North Carolina, 1983 Peach Bowl; vs. Penn State, 1967 Gator Bowl  
**Most Yards Gained**—62 vs. Georgia, 1984 Citrus Bowl

### KICKOFF RETURNS

**Most Kickoff Returns**—8 vs. Arizona State, 1971 Fiesta Bowl; vs. Texas Western, 1955 Sun Bowl  
**Most Yards Gained**—184 vs. Arizona State, 1971 Fiesta Bowl

### SCORING

**Most Points**—40 vs. Texas Tech, 1977 Tangerine Bowl  
**Most Points, Both Teams**—83 vs. Arizona State, 1971 Fiesta Bowl

**Greatest Margin of Victory**—25 vs. North Carolina, 1983 Peach Bowl

**Greatest Margin of Defeat**—27 vs. Texas Western, 1955 Sun Bowl

**Most Touchdowns**—5 vs. Texas Tech, 1977 Tangerine Bowl; vs. Oklahoma, 1965 Gator Bowl

**Most PATs Made**—4 vs. Indiana, 1986 All-American Bowl; vs. Oklahoma State, 1985 Gator Bowl; vs. North Carolina, 1983 Peach Bowl; vs. West Virginia, 1982 Gator Bowl

**Most Field Goals Made**—3 vs. Arizona State, 1971 Fiesta Bowl

### FIRST DOWNS

**Most First Downs**—31 vs. Oklahoma State, 1985 Gator Bowl  
**Most First Downs, Both Teams**—54 vs. Oklahoma State, 1985 Gator Bowl

**Most Rushing First Downs**—21 vs. Oklahoma, 1980 Orange Bowl

**Most Passing First Downs**—19 vs. Oklahoma State, 1985 Gator Bowl

### FUMBLES

**Most Fumbles Lost**—2 vs. Oklahoma State, 1985 Gator Bowl; vs. Texas Tech, 1977 Tangerine Bowl; vs. Wyoming, 1966 Sun Bowl; vs. Oklahoma, 1965 Gator Bowl; vs. Oklahoma State, 1958 Bluegrass Bowl; vs. Texas Western, 1955 Sun Bowl  
**Most Fumbles Lost, Both Teams**—5 vs. Oklahoma, 1981 Orange Bowl

## Single-Game Defense

### FIRST DOWNS

**Fewest First Downs Allowed**—6, Wofford, 1950 Cigar Bowl

### TOTAL DEFENSE





**Fewest Yards**—139, Wofford, 1950 Cigar Bowl  
**Most Yards**—450, Arizona State, 1971 Fiesta Bowl


### RUSHING DEFENSE

**Fewest Yards Rushing**—32, North Carolina, 1983 Peach Bowl  
**Most Yards Rushing**—411, Oklahoma, 1980 Orange Bowl

### PASS DEFENSE

**Fewest Passes Attempted**—4, Oklahoma, 1980 Orange Bowl  
**Fewest Passes Completed**—2, Oklahoma, 1980 Orange Bowl  
**Fewest Yards Passing**—36, Oklahoma, 1980 Orange Bowl  
**Most Yards Passing**—279, Texas Tech, 1977 Tangerine Bowl  
**Most Passes Intercepted**—3, Penn State, 1967 Gator Bowl





We're proud to be FSU's largest corporate sponsor.

**Hardee's.**

We're out to win you over.™



