


RECORD BOOK



INDIVIDUAL RECORDS

(Bowl games not included) *NCAA Record **NCAA Freshman Record

TOTAL OFFENSE

Most Plays

Game - 61, Gary Huff vs. Houston, Nov. 4, 1972
 Season - 429, Gary Huff, 1972
 Career - 921, Gary Huff, 1970-72

Most Yards Gained

Game - 490, Bill Cappleman vs. Memphis State, Nov. 15, 1969
 Season - 2,770, Gary Huff, 1972
 Career - 6,086, Gary Huff, 1970-72

Most Touchdowns Responsible For

Game - 6, Gary Huff vs. South Carolina, Oct. 23, 1971
 Season - 26, Gary Huff, 1972, Bill Cappleman, 1968
 Career - 54, Gary Huff, 1970-72

RUSHING

Most Rushes

Game - 33, Greg Allen vs. East Carolina, Sept. 3, 1983
 Season - 239, Larry Key, 1977
 Career - 625, Larry Key, 1974-77

Most Yards Gained

**Game - 322, Greg Allen vs. Western Carolina, Oct. 31, 1981
 Season - 1,230, Sammie Smith, 1987
 Career - 3,769, Greg Allen, 1981-84

Most Yards Gained (Season)

By a Freshman - 888, Greg Allen, 1981
 By a Sophomore - 1,230, Sammie Smith, 1987
 By a Junior - 1,134, Greg Allen, 1983
 By a Senior - 1,117, Larry Key, 1977

Most Games Gaining 100 Yards

Season - 7, Sammie Smith, 1987
 Career - 16, Greg Allen, 1981-84

Consecutive 100-Yard Games

Career - 4, Sammie Smith, 1987

Most Games Gaining 200 Yards

Season - 2, Greg Allen, 1981
 Career - 4, Greg Allen, 1981-84

Most Games Gaining 300 Yards

Season - 1, Greg Allen, 1981
 Career - 1, Greg Allen, 1981

Highest Average Per Rush

Game (Min. 10 atts.) - 14.1, (15-212), Victor Floyd vs. South Carolina, Nov. 9, 1985; (Min. 20 atts.) - 10.1, (22-223), Greg Allen vs. Arizona State, Nov. 4, 1984

Season (Min. 100 atts.) - 7.3, (133-971), Greg Allen, 1984
 Career (Min. 200 atts.) - 6.5, Sammie Smith, 1985-87

Most TDs Rushing

Game - 4, Greg Allen vs. South Carolina, Nov. 6, 1982; vs. Louisville, Nov. 13, 1982
 Season - 20, Greg Allen, 1982
 Career - 44, Greg Allen, 1981-84

Longest Rush

Game - 97, Larry Key vs. Virginia Tech, Nov. 11, 1976

Most All-Purpose Yardage

*Game - 417, Greg Allen vs. Western Carolina, Oct. 31, 1981
 Season - 1,605, Greg Allen, 1982
 Career - 4,996, Greg Allen, 1981-84

PASSING

Highest Passing Efficiency Rating

Season (Min. 10 atts./game) - 151.8, Blair Williams, 1982
 Career (Min. 150 cmp./game) - 133.0, Gary Huff, 1970-72

Most Passes Attempted

Game - 58, Gary Huff vs. Florida, Oct. 7, 1972
 Season - 385, Gary Huff, 1972
 Career - 796, Gary Huff, 1970-72

Most Passes Completed

Game - 31, Bill Cappleman vs. Memphis State, Nov. 15, 1969
 Season - 206, Gary Huff, 1972
 Career - 436, Gary Huff, 1970-72

Highest Completion Percentage

Game (Min. 15 atts.) - 84.0 (21-25), Gary Huff vs. Virginia Tech, Oct. 2, 1971
 Season (Min. 100 atts.) - 61.0, (94-154), Wally Woodham, 1977
 Career (Min. 300 atts.) - 57.4, (273-476), Wally Woodham, 1975, 77-79

Most Passes Intercepted

Game - 5, Bill Cappleman vs. Virginia Tech, Nov. 2, 1968
 Season - 23, Gary Huff, 1972
 Career - 42, Gary Huff, 1970-72

Lowest Interception Percentage

Season (Min. 100 atts.) - 1.65, (2-121), Steve Tensi, 1962
 Career (Min. 300 atts.) - 4.27, (15-351), Kim Hammond, 1965-67

Most Yards Gained

Game - 508, Bill Cappleman vs. Memphis State, Nov. 15, 1969
 Season - 2,893, Gary Huff, 1972
 Career - 6,378, Gary Huff, 1970-72

Most 200-Yard Games

Season - 9, Gary Huff, 1972

THE RECORD BOOK

Career - 15, Gary Huff, 1970-72

Consecutive 200-Yard Games

Career - 11, Gary Huff, 1971-72

Most 300-Yard Games

Season - 3, Gary Huff, 1971 and Kim Hammond, 1967

Career - 5, Gary Huff, 1970-72

Consecutive 300-Yard Games

Career - 3, Kim Hammond, 1967

Most Yards Per Attempt

Game (Min. 15 atts.) - 15.0, (374-25), Gary Huff vs. Virginia Tech, Oct. 2, 1971

Season (Min. 100 atts.) - 8.6, (1,535-179), Jimmy Black, 1976

Career (Min. 300 atts.) - 8.0, (6,378-796), Gary Huff, 1970-72

Most Yards Per Completion

Game (Min. 15 atts.) - 23.8, (285-12), Gary Huff vs. Tulsa, Nov. 20, 1971

Season (Min. 100 atts.) - 15.6, (1,218-78), Eric Thomas, 1984

Career (Min. 300 atts.) - 14.6, (6,378-436), Gary Huff, 1970-72

Most TD Passes

Game - 5, Gary Huff vs. South Carolina, Oct. 23, 1971; Bill Cappleman vs. Wake Forest, Nov. 23, 1968

Season - 25, Bill Cappleman, 1968; Gary Huff, 1972

Career - 52, Gary Huff, 1970-72

Consecutive Games with TD Pass

Career - 13, Gary Huff, 1971-72

Longest Pass

Game - 96, Kurt Unglaub from Jimmy Jordan vs. Virginia Tech, Nov. 20, 1976

RECEIVING

Most Passes Caught

Game - 16, Ron Sellers vs. South Carolina, Oct. 26, 1968

Season - 86, Ron Sellers, 1968

Career - 212, Ron Sellers, 1966-68

Consecutive Games Catching a Pass

Career - 30, Ron Sellers, 1966-68

Most Yards Gained

Game - 260, Ron Sellers vs. Wake Forest, Nov. 23, 1968

Season - 1,496, Ron Sellers, 1968

Career - 3,598, Ron Sellers, 1966-68

Highest Average Per Reception

Game (Min. 5 rec.) - 34.6, (173-5), Ron Sellers vs. Maryland, Sept. 21, 1968

Season (Min. 30 rec.) - 21.7, (738-34), Hassan Jones, 1985

Career (Min. 70 rec.) - 20.1, (2,392-119), Barry Smith, 1970-72

Most TD Passes Caught

Game - 5, Ron Sellers vs. Wake Forest, Nov. 23, 1968

Season - 13, Barry Smith, 1972

Career - 25, Barry Smith, 1970-72

Yards Gained Per Game

Season - 149.6, Ron Sellers, 1968

Career - 119.9, Ron Sellers, 1966-68

Most 100-Yard Receiving Games

Season - 8, Barry Smith, 1972

Career - 18, Ron Sellers, 1966-68

Most 200-Yard Receiving Games

Season - 4, Ron Sellers, 1968

Career - 5, Ron Sellers, 1966-68

SCORING

Most Points

Game - 30, Ron Sellers vs. Wake Forest, Nov. 23, 1968

Season - 126, Greg Allen, 1982

Career - 393, Derek Schmidt, 1984-87

Most Touchdowns

Game - 5, Ron Sellers vs. Wake Forest, Nov. 23, 1968

Season - 21, Greg Allen, 1982

Career - 46, Greg Allen, 1981-84

Most PAT Attempted

Game - 10, Derek Schmidt vs. Tulsa, Oct. 19, 1985;

Derek Schmidt vs. Tulane, Oct. 31, 1987

Season - 53, Philip Hall, 1982

Career - 178, Derek Schmidt, 1984-87

Most PAT Made

Game - 10, Derek Schmidt vs. Tulsa, Oct. 19, 1985;

Derek Schmidt vs. Tulane, Oct. 31, 1985

Season - 52, Philip Hall, 1982

Career - 174, Derek Schmidt, 1984-87

Highest Percentage of PAT Made

Season (Min. 25 att.) - 100.0, (38-38), Bill Capece, 1980;

Derek Schmidt (42-42), 1984 and (44-44), 1985

Career (Min. 100 att.) - 97.8, (174-178), Derek Schmidt, 1984-87

Consecutive PAT

Career - 108, Derek Schmidt, 1984-86

Most Points Kicking

Game - 18, Bill Capece vs. Pittsburgh, Oct. 11, 1980

Season - 116, Derek Schmidt, 1987

Career - 393, Derek Schmidt, 1984-87

PUNTING

Most Punts

Game - 12, Joe Downey vs. Houston, Nov. 3, 1973; Bill

Cheshire vs. Florida, Sept. 28, 1968

Season - 81, Joe Downey, 1973

Career - 244, Rohn Stark, 1978-81

Highest Average

Game (Min. 5 punts) - 54.8, (329-6), Rohn Stark vs. Florida, Nov. 28, 1981

Season (Min. 30 punts) - 46.0, (2,941-64), Rohn Stark, 1981

Career (Min. 100 punts) - 42.7, (10,418-244), Rohn Stark, 1978-81

Most Yards on Punts

Game - 465, Joe Downey vs. Houston, Nov. 3, 1973
Season - 3,092, Joe Downey, 1973
Career - 10,418, Rohn Stark, 1978-81

Longest Punt

Game - 84, Tommy Brown vs. Tampa, 1950



Deion Sanders owns the Tribe records for season and career punt return yardage

PUNT RETURNS

Most Punt Returns

Game - 10, David Snell vs. South Carolina, Oct. 24, 1970
Season - 40, David Snell, 1970
Career - 102, David Snell, 1970-72

Most Yards on Punt Returns

Game - 137, Bobby Jackson vs. Virginia Tech, Nov. 16, 1974
Season - 381, Deion Sanders, 1987
Career - 926, Deion Sanders, 1985-87

Highest Average Per Punt Return

Game (Min. 3) - 45.7, (137-3), Bobby Jackson vs. Virginia Tech, Nov. 16, 1974
Season (Min. 10) - 20.1, (241-12), Phil Abairra, 1969
Career (Min. 25) - 14.0, (377-27), Buddy Blankenship, 1964-65

Most TDs on Punt Returns

Game - 2, Joe Wessel vs. Arizona State, Nov. 3, 1984
Season - 3, Joe Wessel, 1984
Career - 3, Joe Wessel, 1981-84

Longest Punt Return

Game - 92, Phil Abairra vs. North Carolina, Nov. 22, 1969

KICKOFF RETURNS

Most Kickoff Returns

Game - 6, Larry Key vs. Miami, Sept. 24, 1977 and vs. Miami, Sept. 18, 1976; Joe Goldsmith vs. Mississippi State, Oct. 13, 1973; Billy Allen vs. East Carolina, 1983
Season - 29, Joe Goldsmith, 1973
Career - 67, Larry Key, 1974-77

Most Yards on Kickoff Returns

Game - 184, Leon Bright vs. Virginia Tech, Nov. 16, 1974
Season - 583, Keith Ross, 1986
Career - 1,348, Larry Key, 1974-77

Highest Average Per Kickoff Return

Game (Min. 3) - 46.0, (184-4), Leon Bright vs. Virginia Tech, Nov. 16, 1974
Season (Min. 10) - 27.5, (358-13), Bill Odom, 1955
Career (Min. 35) - 24.1, (1278-53), Keith Ross, 1985-87

Most TDs on Kickoff Returns

Game - 1, 10 players, latest Dexter Carter, Miami, Nov. 1, 1986
Season - 1, 10 players, latest Dexter Carter, Miami, Nov. 1, 1986
Career - 2, Eddie McMillian, 1970-72; T.K. Wetherell, 1964-66

Longest Kickoff Return

Game - 100, Leon Bright vs. Virginia Tech, Nov. 16, 1974; Bill Moreman/T.K. Wetherell vs. Kentucky, Oct. 9, 1965; Keith Ross/Dexter Carter vs. Miami, Nov. 1, 1986

FIELD GOALS

Most Field Goals Attempted

Game - 8, Frank Fontes vs. Wake Forest, Sept. 26, 1970
Season - 31, Derek Schmidt, 1987
Career - 104, Derek Schmidt, 1984-87

Most Field Goals Made

Game - 5, Bill Capece vs. Pittsburgh, Oct. 11, 1980
Season - 23, Derek Schmidt, 1987
Career - 73, Derek Schmidt, 1984-87

Highest Percentage of Field Goals Made

Season (Min. 15 atts.) - 74.2, (23-31), Derek Schmidt, 1987
Career (Min. 50 atts.) - 70.2, (73-104), Derek Schmidt, 1984-87

Longest Field Goal Made

Game - 54, Derek Schmidt vs. Miami, Sept. 22, 1984

BLOCKED KICKS

Most Blocked Kicks

Game - 2, Joe Wessel vs. Temple, Sept. 29, 1984; J.T. Thomas vs. Louisville, Sept. 12, 1970
Season - 5, Joe Wessel, 1984
Career - 7, Bobby Butler, 1977-80

Most Blocked Punts

Game - 2, Ron Hester vs. Boston College, 1980; and Kelvin Smith vs. Southern Miss, 1987
Season - 4, Joe Wessel, 1984
Career - 5, Bobby Butler, 1977-80

THE RECORD BOOK

Most Blocked Field Goals

Game - 2, J.T. Thomas vs. Louisville, Sept. 12, 1970
Season - 2, J.T. Thomas, 1970
Career - 2, Alphonso Carreker, 1980-83; J.T. Thomas, 1969-71

Most TDs Scored Off Blocked Kicks

Game - 2, Joe Wessel vs. Arizona State, Nov. 3, 1984
Season - 3, Joe Wessel, 1984
Career - 3, Joe Wessel, 1981-84

Most TDs Scored Off Blocked Punts

Game - 2, Joe Wessel vs. Arizona State, Nov. 3, 1984
Season - 3, Joe Wessel, 1984
Career - 3, Joe Wessel, 1981-84

Most TDs Scored Off Blocked Field Goals

Game - 1, many players, latest Eric Riley vs. Temple, Sept. 29, 1984
Season - 1, many players, latest Eric Riley, 1984
Career - 1, many players, latest Eric Riley, 1980-84

BLOCK THAT KICK!

A trademark of Seminole football has become its punt blocking team. In the 12 years that Bobby Bowden has patrolled the sidelines at FSU, his teams have blocked 43 punts and 14 other kicks (PATs or field goals) as well. In the 1980s, Bowden's teams have blocked 33 punts, including a school record eight in 1984. Here is a listing of Bowden's Punt Block Party:

Year	Punts	Total Kicks
1976	1	1
1977	3	4
1978	2	4
1979	4	7
1980	5	5
1981	2	2
1982	6	8
1983	3	7
1984	8	9
1985	1	1
1986	4	4
1987	4	5
Totals	43*	57*

*The above figures do not include a blocked field goal in the '82 Gator Bowl and a blocked punt in the '84 Citrus Bowl.

FUMBLES

Caused Fumbles

Game - 2, many players
Season - 13, Ron Simmons, 1977
Career - 17, Ron Simmons, 1977-80

Fumble Recoveries

Game - 3, Ron Wallace vs. Wichita State, Sept. 20, 1969
Season - 6, Ron Wallace, 1969
Career - 8, Ron Simmons, 1977-80; Willie Jones, 1975-78;
Ron Wallace, 1968-70

TACKLES

Total Tackles

Game - 29, Dale McCullers vs. Texas A&M, Oct. 5, 1968

Season - 181, Aaron Carter, 1977
Career - 512, Aaron Carter, 1974-77

Quarterback Sacks

Game - 5, Ron Simmons vs. North Texas State, Oct. 29, 1977
Season - 12, Ron Simmons, 1977
Career - 25, Ron Simmons, 1977-80

Tackles for Loss

Game - 4, Isaac Williams vs. Temple, Sept. 29, 1984
Season - 17, Ron Simmons, 1979
Career - 44, Ron Simmons, 1977-80

INTERCEPTIONS

Most Passes Intercepted

Game - 3, Tommy Brown vs. Stetson, 1950 and vs. Georgia Tech, 1952; Bud Whitehead vs. Virginia Tech, Oct. 10, 1959; James Thomas vs. Kansas State, Nov. 21, 1970
Season - 8, Curt Cambell, 1951 and Monk Bonasorte, 1979
Career - 15, Monk Bonasorte, 1978-80

Most Yards on Interceptions

Game - 100, Deion Sanders vs. Tulsa, Oct. 19, 1985
Season - 111, Bud Whitehead, 1959
Career - 197, Harvey Clayton, 1979-82

Most TDs on Interceptions

Game - 1, many players, latest Martin Mayhew vs. North Carolina, Oct. 26, 1985
Season - 1, many players, latest Martin Mayhew vs. North Carolina, Oct. 26, 1985
Career - 1, many players, latest Martin Mayhew vs. North Carolina, Oct. 26, 1985

Longest Interception Return

Game - 100, Deion Sanders vs. Tulsa, Oct. 19, 1985



Alphonso Williams celebrates a touchdown vs. Miami after a blocked punt by Martin Mayhew

TEAM RECORDS

TEAM - Single-Game Offense

TOTAL OFFENSE

Most Plays - 100, vs. East Carolina, Sept. 20, 1980
Most Plays, Both Teams - 173, vs. San Diego State, Oct. 27, 1973
Most Yards Gained - 706, vs. East Carolina, Oct. 16, 1982
Most Yards Gained, Both Teams - 1,219, Arizona State, Nov. 3, 1984
Most Touchdowns - 9, vs. East Carolina, Sept. 20, 1980; vs. Memphis State, Nov. 17, 1979

RUSHING

Most Rushes - 81, vs. East Carolina, Sept. 20, 1980
Most Rushes, Both Teams - 120, vs. Oklahoma, Sept. 25, 1976
Most Yards - 479, vs. Western Carolina, Oct. 31, 1981
Most Yards, Both Teams - 706, vs. Louisville, Nov. 13, 1982
Most Touchdowns - 7, vs. East Carolina, Sept. 20, 1980

PASSING

Most Passes Attempted - 59, vs. Florida, Oct. 7, 1972
Most Passes Attempted, Both Teams - 94, vs. Ohio State, Oct. 3, 1981
Most Passes Completed - 31, vs. Memphis State, Nov. 15, 1969
Most Passes Completed, Both Teams - 56, vs. Ohio State, Oct. 3, 1981
Highest Percentage Completed (Min. 20 atts.) - 84.0, (21-25), vs. Virginia Tech, Oct. 2, 1971
Most Passes Intercepted - 7, vs. South Carolina, Nov. 10, 1984
Most Yards Gained - 508, vs. Memphis State, Nov. 15, 1969
Most Yards Gained, Both Teams - 761, vs. South Carolina, Oct. 25, 1968
Touchdown Passes - 5, vs. Wake Forest, Nov. 23, 1968; vs. South Carolina, Oct. 23, 1971; and vs. Tulsa, Oct. 19, 1985

SCORING

Most Points - 76, vs. Tulsa, Oct. 19, 1985
Most Points, Both Teams - 96, vs. Arizona State, Nov. 3, 1984
Greatest Margin of Victory - 74, vs. Whiting Field, 1949*; 62, vs. Tulsa, 1985
Greatest Margin of Defeat - 49, vs. Florida, 1973
Most Touchdowns - 10, vs. Tulsa, Oct. 19, 1985 and Tulane, 1987
Most Touchdowns, Both Teams - 13, vs. East Carolina, Sept. 3, 1983
Most PAT Made - 10, vs. Tulsa, 1985; and Tulane, 1987
Most PAT Made, Both Teams - 12, vs. Tulsa, Oct. 19, 1985; and Tulane, 1987

Most Field Goals Made - 5, vs. Pittsburgh, Oct. 11, 1980
Most Field Goals Made, Both Teams - 6, vs. Florida, Dec. 3, 1983
 *Not recognized by the NCAA

FIRST DOWNS

Most First Downs - 36, vs. East Carolina, Sept. 20, 1980
Most First Downs, Both Teams - 55, vs. Louisiana St., Sept. 10, 1983; vs. Arizona State, Nov. 3, 1984
Most Rushing First Downs - 24, vs. East Carolina, Sept. 20, 1980
Most Rushing First Downs, Both Teams - 32, vs. Auburn, Oct. 23, 1976
Most Passing First Downs - 21, vs. Memphis State, Nov. 17, 1979
Most Passing First Downs, Both Teams - 37, vs. South Carolina, Oct. 26, 1968
Most Penalty First Downs - 4, vs. Furman, Sept. 29, 1962; vs. Pittsburgh, Oct. 17, 1981; vs. South Carolina, Nov. 10, 1984; vs. Florida, Dec. 1, 1984; and vs. South Carolina, Nov. 9, 1985
Most Penalty First Downs, Both Teams - 7, vs. Pittsburgh, Oct. 17, 1981

PUNTING

Most Punts - 12, vs. Houston, Nov. 3, 1973; vs. Florida, Sept. 28, 1968
Highest Average (Min. 5) - 54.8, (329-6) vs. Florida, Nov. 28, 1981

PUNT RETURNS

Most Punt Returns - 10, vs. South Carolina, Oct. 24, 1970
Most Yards Gained - 171, vs. Virginia Tech, Nov. 16, 1974
Most Touchdowns - 2, vs. Arizona State, Nov. 3, 1984

KICKOFF RETURNS

Most Kickoff Returns - 9, vs. Miami, Sept. 18, 1976; vs. Auburn, Nov. 19, 1960
Most Yards Gained - 205, vs. Virginia Tech, Nov. 16, 1974
Most Touchdowns - 1, nine times, latest vs. Miami, Nov. 1, 1986

FUMBLES

Most Fumbles - 10, vs. Wichita State, Sept. 20, 1969
Most Fumbles, Both Teams - 27, vs. Wichita State, Sept. 20, 1969
Most Fumbles, Lost - 7, vs. Wichita State, Sept. 20, 1969
Most Fumbles, Lost, Both Teams - 17, vs. Wichita State, Sept. 20, 1969

PENALTIES

Most Penalties - 15, vs. Florida, Nov. 29, 1986
Most Penalties, Both Teams - 31, vs. South Carolina, Nov. 9, 1985
Most Yards Penalized - 172, vs. Furman, Sept. 21, 1957
Most Yards Penalized, Both Teams - 264, vs. South Carolina, Nov. 9, 1985

TEAM - Single-Game Defense

TOTAL DEFENSE

Fewest Plays - 38, vs. Memphis State, Nov. 4, 1967
Fewest Yards - 23, vs. The Citadel, Sept. 15, 1962
Most Yards - 651, vs. Arizona State, Nov. 3, 1984

RUSHING DEFENSE

Fewest Rushes - 22, vs. Pittsburgh, Oct. 11, 1980
Fewest Yards - 18, vs. Miami (36 carries), Nov. 2, 1985
Most Yards - 466, vs. Houston, Nov. 23, 1974

PASS DEFENSE

Fewest Passes Attempted - 4, vs. Georgia Tech, Oct. 4, 1975; vs. Virginia Tech, Oct. 11, 1975 and vs. Memphis State, Nov. 4, 1967
Fewest Passes Completed - 0, vs. William & Mary, Oct. 22, 1960
Lowest Percentage Completed (Min. 10 atts.) - 15.4, (2-13), vs. Kansas State, Oct. 2, 1976 and vs. The Citadel, Sept. 15, 1962
Fewest Yards - 0, vs. William & Mary, Oct. 22, 1960
Most Yards - 532, vs. Arizona State, Nov. 3, 1984
Most Passes Intercepted - 5, five times, latest vs. Florida, Nov. 23, 1979
Most Yards on Interceptions - 134, vs. Tulsa, Oct. 19, 1985
Most TDs on Interceptions - 2, vs. Tulsa, Oct. 19, 1985

FIRST DOWNS

Fewest First Downs - 2, vs. The Citadel, Sept. 15, 1962
Fewest Rushing First Downs - 0, vs. Louisville, Sept. 13, 1980
Fewest Passing First Downs - 0, seven times, latest vs. East Carolina, Sept. 20, 1980

BLOCKED KICKS

Most Blocked Kicks - 2, many times, latest vs. Arizona State, Nov. 3, 1984; vs. Tulane, Oct. 20, 1984 and vs. Temple, Sept. 29, 1984
Most Blocked Punts - 2, Tulane, Oct. 20, 1984; vs. South

Carolina, Nov. 6, 1982; vs. Arizona State, Nov. 3, 1984 and vs. Southern Miss, Oct. 10, 1987
Most Blocked Field Goals - 2, vs. Louisville, 1970
Most TDs Scored off Blocked Kicks - 2, vs. Arizona State, Nov. 3, 1984 and vs. Tulane, Oct. 20, 1984
Most TDs Scored off Blocked Punts - 2, vs. Tulane, Oct. 20, 1984 and vs. Arizona State, Nov. 3, 1984
Most TDs Scored off Blocked Field Goals - 1, many times, latest Temple, Sept. 29, 1984

FUMBLES

Most Fumbles Caused - 17, vs. Wichita State, Sept. 20, 1969
Most Fumbles Recovered - 10, vs. Wichita State, Sept. 20, 1969

TURNOVERS

Most Turnovers - 12 (2 int.-10 fum.), vs. Wichita State, Sept. 20, 1969

TEAM - Single-Season Offense

TOTAL OFFENSE

Most Yards Per Game - 487.9, (5,361), 1987
Highest Average Per Play - 6.3, (5,361), 1987
Most Yards - 5,361, 1987
Most Touchdowns - 55, 1987

RUSHING

Most Yards - 3,021, 1984
Most Yards Per Game - 274.6, (3,021-11), 1984
Highest Average Per Play - 5.6, (2,995-530), 1987
Most Touchdowns - 34, 1987

PASSING

Most Passes Attempted - 389, 1972
Most Passes Completed - 209, 1972
Highest Average Per Attempt - 8.3, (2,040-247), 1976
Highest Average Per Completion - 16.3, (1938-119), 1984
Most Yards - 2,974, 1972
Most Yards Per Game - 284.4, (2,844-10), 1968
Highest Completion Percentage - 59.0, (147-249), 1964
Most TD Passes - 29, 1968
Highest Passing Efficiency Rating Points - 141.5, 1968

SCORING

Most Points - 450, 1987
Most Points Per Game - 40.9, (450-11), 1987

Consecutive 50-Point Games - 3, 1986
 Most Touchdowns - 53, 1982
 Most PAT Made - 52, 1982
 Most Field Goals Made - 23, 1987

FIRST DOWNS

Most First Downs - 269, 1983
 Most Rushing First Downs - 152, 1987
 Most Passing First Downs - 129, 1972
 Most Penalty First Downs - 20, 1973 and 1975

PUNTING

Most Punts - 81, 1973
 Fewest Punts - 38, 1987
 Highest Average Per Punt - 45.2, (2,941-65), 1981

PUNT RETURNS

Most Punt Returns - 44, 1970
 Fewest Punt Returns - 14, 1960
 Most Yards - 512, 1987
 Highest Average Per-Punt Return - 13.7, (424-31), 1969
 Most Touchdowns - 4, 1979

KICKOFF RETURNS

Most Kickoff Returns - 56, 1973
 Fewest Kickoff Returns - 15, 1962 and 1964
 Most Yards - 998, 1974
 Highest Average Per-Kickoff Return - 24.5, (412-36), 1965
 Most Touchdowns - 2, 1970 and 1981

FUMBLES

Most Fumbles - 42, 1969
 Most Fumbles Lost - 27, 1969
 Fewest Fumbles - 10, 1966
 Fewest Fumbles Lost - 5, 1965 and 1966

PENALTIES

Most Penalties - 89, 1984
 Most Yards Penalized - 794, 1972
 Fewest Penalties - 40, 1976
 Fewest Yards Penalized - 423, 1976

TEAM - Single-Season Defense

TOTAL DEFENSE

Fewest Yards - 1,811, 1964

Fewest Yards Per Game - 181.1, (1,811-10), 1964
 Lowest Average Per Play - 3.3, (3,410-658), 1964
 Fewest Touchdowns - 8, 1980

RUSHING DEFENSE

Fewest Yards - 750, 1964
 Fewest Yards Per Game - 75.0, (750-10), 1964
 Lowest Average Per Play - 2.1, (750-355), 1964
 Fewest Touchdowns - 2, 1980

PASS DEFENSE

Fewest Yards - 675, 1958
 Fewest Yards Per Game - 63.5, (698-11), 1975
 Fewest Yards Per Attempt - 4.7, (693-148), 1962
 Fewest Yards Per Completion - 10.3, (693-67), 1962
 Lowest Completion Percentage - 34.1, (91-267), 1979
 Fewest Touchdowns - 2, 1956; 1958; 1963; 1964
 Most Interceptions - 25, 1968
 Most Yards on Interceptions - 307, 1985
 Most TDs on Interceptions - 4, 1985

SCORING

Fewest Points - 66, 1964
 Fewest Points Per Game - 6.6, (66-10), 1964

FIRST DOWNS

Fewest First Downs - 90, 1962
 Fewest Rushing First Downs - 45, 1962
 Fewest Passing First Downs - 28, 1958
 Fewest Penalty First Downs - 2, 1957

KICKOFF RETURNS

Lowest Average Per-Kickoff Return - 15.7, (502-32), 1962

PUNT RETURNS

Lowest Average Per-Punt Return - 3.3, (39-12), 1978
 Most Punts Returned for Touchdown - 4, 1984

BLOCKED KICKS

Most Blocked Kicks - 9, 1982 and 1984
 Most Blocked Punts - 8, 1984
 Most Blocked Field Goals - 4, 1970
 Most TDs off Blocked Kicks - 6, 1984
 Most TDs off Blocked Punts - 5, 1984
 Most TDs off Blocked Field Goals - 1, many years, latest 1984

FUMBLES

Most Fumbles Caused - 45, 1979
 Most Fumbles Recovered - 26, 1957

YEAR-BY-YEAR LEADERS

TOTAL OFFENSE

Year	Name	Plays	Yards	TD
1955	Len Swantic	116	595	6
1956	Lee Corso	147	725	8
1957	Bobby Renn	148	680	6
1958	Fred Pickard	122	602	4
1959	Joe Majors	227	1141	10
1960	Ed Trancygier	152	695	9
1961	Eddie Feely	181	722	7
1962	Eddie Feely	165	982	7
1963	Steve Tensi	169	852	9
1964	Steve Tensi	215	1635	15
1965	Ed Pritchett	325	1455	7
1966	Gary Pajcic	290	1735	9
1967	Kim Hammond	297	2074	17
1968	Bill Cappleman	349	2342	26
1969	Bill Cappleman	417	2135	14
1970	Tommy Warren	259	1713	12
1971	Gary Huff	386	2653	24
1972	Gary Huff	429	2770	26
1973	Billy Sexton	168	765	4
1974	Ron Coppess	215	909	3
1975	Clyde Walker	241	1424	11
1976	Jimmy Black	308	1836	11
1977	Wally Woodham	195	1263	13
1978	Jimmy Jordan	224	1330	15
1979	Jimmy Jordan	202	1107	13
1980	Rick Stockstill	272	1282	17
1981	Rick Stockstill	292	1247	11
1982	Kelly Lowrey	253	1670	15
1983	Kelly Lowrey	279	1686	20
1984	Eric Thomas	239	1277	14
1985	Chip Ferguson	161	976	13
1986	Danny McManus	126	903	9
1987	Danny McManus	276	1950	15

RUSHING

Year	Name	No.	Yards	Avg.	TD
1955	Lee Corso	111	431	3.9	3
1956	Bobby Renn	105	596	5.7	2
1957	Fred Pickard	86	463	5.4	2
1958	Fred Pickard	122	615	5.0	4
1959	Fred Pickard	131	481	3.7	4
1960	Bud Whitehead	81	293	3.6	2
1961	Keith Kindermann	81	385	4.8	1
1962	Gene Roberts	75	299	4.0	0
1963	Dave Snyder	107	500	4.7	3
1964	Phil Spooner	136	516	3.8	5
1965	Jim Mankins	85	326	3.8	1
1966	Bill Moreman	123	480	3.9	7
1967	Bill Moreman	94	439	4.7	5
1968	Tom Bailey	116	570	4.9	2
1969	Tom Bailey	144	630	4.4	2

Year	Name	No.	Yards	Avg.	TD
1970	Tom Bailey	121	514	4.2	2
1971	Paul Magalski	106	516	4.9	3
1972	Hodges Mitchell	192	944	4.9	3
1973	Hodges Mitchell	171	669	3.9	2
1974	Larry Key	123	602	4.9	3
1975	Leon Bright	162	675	4.2	3
1976	Larry Key	144	712	4.9	4
1977	Larry Key	239	1117	4.7	3
1978	Homes Johnson	183	817	4.5	4
1979	Mark Lyles	225	1011	4.5	8
1980	Sam Platt	224	983	4.4	6
1981	Greg Allen	139	888	6.4	3
1982	Ricky Williams	134	857	6.4	3
1983	Greg Allen	200	1134	5.7	13
1984	Greg Allen	133	971	7.3	8
1985	Tony Smith	111	678	6.1	4
1986	Victor Floyd	129	654	5.1	6
1987	Sammie Smith	172	1230	7.1	7

PASSING

Year	Name	Att.	Cmp.	Int.	Yards	TD
1955	Len Swantic	73	37	5	576	2
1956	Lee Corso	59	32	5	369	5
1957	Bobby Renn	54	23	4	263	2
1958	Vic Prinzi	71	40	5	480	7
1959	Joe Majors	168	90	7	1063	7
1960	Ed Trancygier	97	38	10	552	6
1961	Eddie Feely	83	48	3	471	4
1962	Steve Tensi	121	60	2	796	6
1963	Steve Tensi	147	71	9	915	9
1964	Steve Tensi	204	121	10	1681	14
1965	Ed Pritchett	247	110	14	1225	5
1966	Gary Pajcic	232	125	9	1590	8
1967	Kim Hammond	241	140	10	1991	15
1968	Bill Cappleman	287	162	11	2410	25
1969	Bill Cappleman	344	183	18	2467	14
1970	Tommy Warren	190	97	10	1594	11
1971	Gary Huff	327	184	18	2736	23
1972	Gary Huff	385	206	23	2893	25
1973	Billy Sexton	128	51	12	754	4
1974	Ron Coppess	145	78	7	817	2
1975	Clyde Walker	203	117	8	1619	10
1976	Jimmy Black	179	104	9	1535	9
1977	Wally Woodham	154	94	9	1270	8
1978	Jimmy Jordan	199	108	9	1427	14
1979	Jimmy Jordan	180	87	14	1173	13
1980	Rick Stockstill	201	121	8	1377	15
1981	Rick Stockstill	238	122	14	1356	11
1982	Kelly Lowrey	217	113	8	1671	11
1983	Kelly Lowrey	233	131	12	1720	12
1984	Eric Thomas	161	78	4	1218	14
1985	Chip Ferguson	130	70	8	990	11
1986	Danny McManus	112	65	2	872	7
1987	Danny McManus	264	138	9	1964	14


RECEIVING

Year	Name	No.	Yards	TD
1955	Tom Fearmster	18	258	1
1956	Joe Holt	16	140	3
	Ron Schomburger	16	140	0
1957	Bob Nellums	21	217	2
1958	Jack Espenship	18	200	1
1959	Bud Whitehead	31	320	2
1960	Bud Whitehead	23	212	1
1961	Jim Daniel	10	113	0
	Tom Hillabrand	10	66	0
1962	Keith Kindermann	21	275	2
1963	Fred Biletnikoff	24	358	4
1964	Fred Biletnikoff	57	987	11
1965	Max Wettstein	24	365	3
1966	Ron Sellers	56	874	3
1967	Ron Sellers	70	1228	8
1968	Ron Sellers	86	1496	12
1969	Jim Tyson	49	720	4
1970	Rhett Dawson	54	946	5
1971	Rhett Dawson	62	817	7
1972	Barry Smith	69	1243	12
1973	Mike Shumann	21	280	2
1974	Mike Shumann	43	515	3
1975	Mike Shumann	38	730	5
1976	Ed Beckman	37	521	3
1977	Roger Overby	38	626	5
1978	Jackie Flowers	43	757	7
1979	Jackie Flowers	37	622	7
1980	Michael Whiting	25	203	0
1981	Michael Whiting	29	211	2
1982	Tony Johnson	30	500	2
1983	Weegie Thompson	31	502	3
	Jessie Hester	31	576	6
1984	Jessie Hester	42	832	9
1985	Hassan Jones	34	738	5
1986	Herb Gainer	27	441	5
1987	Herb Gainer	30	478	6

SCORING

Year	Name	TD	PAT	CV	FG	PTS
1955	Len Swantic	4				24
	Buck Mets	4				24
1956	Bob Nellums	5	1-2			31
1957	Bob Nellums	5	2-3			32
1958	Bobby Renn	7		1		44
1959	Fred Pickard	7		1		44
1960	Bill Whitehead	3				18
	Ed Trancygier	3				18
1961	Eddie Feely	3				18
1962	Keith Kindermann	5				30
1963	Larry Brinkley	5		1		32
1964	Fred Biletnikoff	11		1		68
1965	Gene Roberts		10-14		7-12	31
1966	Jim Mankins	10				60
1967	Grant Guthrie		26-27		9-14	53
1968	Ron Sellers	12				72
1969	Grant Guthrie		15-17		11-18	48

Year	Name	TD	PAT	CV	FG	PTS
1970	Frank Fontes		22-24		14-27	64
1971	Frank Fontes		30-31		13-24	69
1972	Barry Smith	14		1		86
1973	Ahmet Askin		8-9		4-9	20
1974	Ahmet Askin		14-15		4-14	26
1975	Rudy Thomas	6				36
	Larry Key	6				36
1976	Dave Cappelen		16-20		9-17	43
1977	Dave Cappelen		27-29		13-20	66
1978	Dave Cappelen		39-40		7-12	60
1979	Dave Cappelen		29-30		14-22	
1980	Bill Capece		39-39		22-30	104
1981	Mike Rendina		25-27		9-15	52
1982	Greg Allen	21				126
1983	Greg Allen	13		1		80
1984	Derek Schmidt		42-42		17-24	93
1985	Derek Schmidt		44-44		18-25	98
1986	Derek Schmidt		41-42		15-24	86
1987	Derek Schmidt		47-50		23-31	116



Derek Schmidt (18) became the NCAA's all-time leading scorer in Division I-A during his four-year career at FSU

SEASON LEADERS

TOTAL OFFENSE

Name, Year	Plays	Yards
1. Gary Huff, 1972	429	2770
2. Gary Huff, 1971	386	2653
3. Bill Cappleman, 1968	349	2342
4. Bill Cappleman, 1969	417	2135
5. Kim Hammond, 1967	297	2074
6. Danny McManus, 1987	276	1950
7. Jimmy Black, 1976	308	1836
8. Gary Pajcic, 1966	290	1735
9. Tommy Warren, 1970	259	1713
10. Kelly Lowrey, 198	279	1686

RUSHING YARDAGE

Name, Year	Carries	Yards
1. Sammie Smith, 1987	172	1230
2. Greg Allen, 1983	200	1134
3. Larry Key, 1977	239	1117
4. Mark Lyles, 1979	225	1011
5. Sam Platt, 1980	224	983
6. Greg Allen, 1984	133	971
7. Hodges Mitchell, 1972	192	944
8. Greg Allen, 1981	139	888
9. Ricky Williams, 1982	134	857
10. Homes Johnson, 1978	183	817

RUSHING TOUCHDOWNS

Name, Year	TD
1. Greg Allen, 1982	20
2. Dayne Williams, 1987	15
3. Greg Allen, 1983	13
4. Greg Allen, 1983	8
5. Kelly Lowrey, 1983	8
6. Mark Lyles, 1979	8
Jim Mankins, 1966	8
Greg Allen, 1984	8
9. Mark Lyles, 1978	7
Bill Moreman, 1966	7
Sammie Smith, 1987	7

PASSES COMPLETED

Name, Year	Attempts	Completed
1. Gary Huff, 1972	385	206
2. Gary Huff, 1971	327	184
3. Bill Cappleman, 1969	344	183
4. Bill Cappleman, 1968	287	162

Name, Year	Attempts	Completed
5. Kim Hammond, 1967	241	140
6. Danny McManus, 1987	264	138
7. Kelly Lowrey, 1983	233	131
8. Gary Pajcic, 1966	232	125
9. Rick Stockstill, 1981	238	122
10. Steve Tensi, 196	204	121
Rick Stockstill, 1980	201	121

PASSING YARDAGE

Name, Year	Yards
1. Gary Huff, 1972	2893
2. Gary Huff, 1971	2736
3. Bill Cappleman, 1969	2467
4. Bill Cappleman, 1968	2410
5. Kim Hammond, 1967	1991
6. Danny McManus, 1987	1964
7. Kelly Lowrey, 1983	1720
8. Steve Tensi, 1964	1681
9. Kelly Lowrey, 1982	1671
10. Clyde Walker, 1975	1619

TOUCHDOWN PASSES

Name, Year	TD
1. Gary Huff, 1972	25
Bill Cappleman, 1968	25
3. Gary Huff, 1971	23
4. Kim Hammond, 1967	15
Rick Stockstill, 1980	15
6. Jimmy Jordan, 1978	14
Steve Tensi, 1964	14
Bill Cappleman, 1969	14
Eric Thomas, 1984	14
Danny McManus, 1987	14

RECEPTIONS

Name, Year	Catches
1. Ron Sellers, 1968	86
2. Ron Sellers, 1967	70
3. Barry Smith, 1972	69
4. Rhett Dawson, 1971	62
5. Fred Biletznikoff, 1964	57
6. Ron Sellers, 1966	56
7. Rhett Dawson, 1970	54
8. Gary Parris, 1972	49
Jim Tyson, 1969	49
10. Mike Shumann, 1974	43
Jackie Flowers, 1978	43



Noseguard Odell Haggins wrote his name into the FSU record book with eight sacks in 1987

RECEIVING YARDAGE

Name, Year	Yards
1. Ron Sellers, 1968	1496
2. Barry Smith, 1972	1243
3. Ron Sellers, 1967	1228
4. Fred Biletnikoff, 1964	987
5. Rhett Dawson, 1970	946
6. Ron Sellers, 1966	874
7. Jessie Hester, 1984	832
8. Rhett Dawson, 1971	817
9. Jackie Flowers, 1978	757
10. Hassan Jones, 1985	738

TOUCHDOWN CATCHES

Name, Year	TD
1. Barry Smith, 1972	13
2. Ron Sellers, 1968	12
3. Fred Biletnikoff, 1964	11
4. Jessie Hester, 1984	9
5. Ron Sellers, 1967	8
6. Rhett Dawson, 1971	7
Jackie Flowers, 1978	7
Sam Platt, 1978	7
Jackie Flowers, 1979	7
Hassan Jones, 1984	7

TACKLES

Name, Year	Tackles	Assists	Total
1. Aaron Carter, 1977	82	99	181

Name, Year	Tackles	Assists	Total
2. Reggie Herring, 1980	92	78	170
3. Dale McCullers, 1968	102	61	163
4. Henry Taylor, 1984	80	79	159
5. Jimmy Heggins, 1977	67	90	157
6. Paul McGowan, 1987	97	53	150

TACKLES FOR LOSS

Name, Year	No.
1. Ron Simmons, 1979	17
2. Ron Simmons, 1977	13
3. Alphonso Carreker, 1983	12
Scott Warren, 1977	12
Paul McGowan, 1985	12
6. Paul McGowan, 1987	11
7. Arthur Scott, 1979	10

QUARTERBACK SACKS

Name, Year	No.
1. Ron Simmons, 1977	12
2. Willie Jones, 1978	10
3. Alphonso Carreker, 1982	8
Gerald Nichols, 1984	8
Odell Haggins, 1987	8

SCORING

Name, Year	TD	PAT	CV	FG	PTS.
1. Derek Schmidt, 1987		47-50		23-31	116
2. Greg Allen, 1982	21				126
3. Bill Capece, 1980		38-38		22-30	104
4. Derek Schmidt, 1985		44-44		18-25	98
5. Derek Schmidt, 1984		42-42		17-24	93
6. Dayne Williams	15				90
7. Barry Smith, 1972	14				86
8. Derek Schmidt, 1986		41-42		15-24	86
9. Greg Allen, 1983	13		1		80
10. Ron Sellers, 1968	12				72

INTERCEPTIONS

Name, Year	Interceptions
1. Curt Campbell, 1951	8
Monk Bonasorte, 1979	8
3. Ted Hewitt, 1949	6
Tommy Brown, 1952	6
Lee Corso, 1954	6
Tom Feamster, 1954	6
Bud Whitehead, 1959	6
Winfred Bailey, 1964	6
James Thomas, 1970	6
Bobby Butler, 1979	6
Larry Harris, 1982	6

CAREER LEADERS

TOTAL OFFENSE

Name, Years	Plays	Yards
1. Gary Huff (70-72)	921	6086
2. Bill Cappleman (67-69)	777	4499
3. Jimmy Jordan (76-79)	678	3764
4. Wally Woodham (75, 77-79)	573	3531
5. Kelly Lowrey (80-83)	450	3429
6. Danny McManus (84-87)	483	3346
7. Steve Tensi (62-64)	525	3294
8. Larry Key (74-77)	627	2953
9. Kim Hammond (65-67)	433	2890
10. Gary Pajcic (66-68)	479	2681

RUSHING YARDAGE

Name, Years	Carries	Yards
1. Greg Allen (81-84)	624	3769
2. Larry Key (74-77)	625	2953
3. Mark Lyles (76-79)	515	2218
4. Sammie Smith (85-87)*	303	1962
5. Tom Bailey (68-70)	381	1714
6. Ricky Williams (79-82)	320	1625
7. Hodges Mitchell (72-73)	363	1613
8. Fred Pickard (57-59)	339	1546
9. Victor Floyd (85-87)	248	1477
10. Michael Whiting (78-81)	355	1485

*includes 3 games in 1987 before being redshirted

RUSHING TOUCHDOWNS

Name, Years	TD
1. Greg Allen (81-84)	44
2. Mark Lyles (76-79)	20
3. Dayne Williams (86-87)	20
4. Bill Moreman (65-67)	14
5. Kelly Lowrey (80-83)	13
Larry Key (74-77)	13
7. Michael Whiting (78-81)	12
Victor Floyd (85-86)	12
9. Bobby Renn (56-58)	11
Sammie Smith (86-87)	11

PASSES COMPLETED

Name, Years	Attempts	Completed
1. Gary Huff (70-72)	796	436
2. Bill Cappleman (67-69)	636	349
3. Jimmy Jordan (76-79)	594	297
4. Wally Woodham (75, 77-79)	476	273

Name, Years	Attempts	Completed
5. Kelly Lowrey (80-83)	464	252
Steve Tensi (62-64)	472	252
7. Rick Stockstill (77, 79-81)	447	250
8. Danny McManus (84-87)	455	248
9. Kim Hammond (65-67)	351	196
10. Gary Pajcic (66-68)	383	195

PASSING YARDAGE

Name, Years	Yards
1. Gary Huff (70-72)	6378
2. Bill Cappleman (67-69)	4904
3. Jimmy Jordan (76-79)	4144
4. Wally Woodham (75, 77-79)	3550
5. Kelly Lowrey (80-83)	3469
6. Steve Tensi (62-64)	3392
7. Danny McManus (84-87)	3390
8. Kim Hammond (65-67)	2777
9. Rick Stockstill (77, 79-81)	2739
10. Gary Pajcic (66-68)	2451

TOUCHDOWN PASSES

Name, Years	TD
1. Gary Huff (70-72)	52
2. Bill Cappleman (67-69)	39
Jimmy Jordan (76-79)	39
4. Steve Tensi (62-64)	28
5. Rick Stockstill (77, 79-81)	26
6. Danny McManus (84-87)	25
7. Kelly Lowrey (80-83)	24
8. Wally Woodham (75-79)	22
9. Kim Hammond (65-67)	19
10. Chip Ferguson (85-87)	18

PASS INTERCEPTIONS

Name, Years	No.
1. Monk Bonasorte (77-80)	15
2. Lee Corso (53-56)	14
3. James Thomas (70-72)	12
Curt Campbell (50-52)	12
Keith Jones (78-80)	12
Brian McCrary (81-84)	12
7. Bobby Butler (77-80)	11
Walt Sumner (66-68)	11
Eric Williams (84-87)	11
10. Bobby Jackson (74-77)	10
Bill Brown (55-58)	10

RECEPTIONS

Name, Years	Catches
1. Ron Sellers (66-68)	212
2. Mike Shumann (73-75, 77)	134
3. Rhett Dawson (69-71)	128
4. Barry Smith (70-72)	122
5. Jessie Hester (81-84)	107
6. Jackie Flowers (76-79)	101
7. Hassan Jones (82-85)	98
8. Fred Biletznikoff (62-64)	87
9. Gary Parris (70-72)	82
10. Mark Lyles (76-79)	81

RECEIVING YARDAGE

Name, Years	Yards
1. Ron Sellers (66-68)	3598
2. Barry Smith (70-72)	2392
3. Mike Shumann (73-75, 77)	2306
4. Jessie Hester (81-84)	2100
5. Rhett Dawson (69-71)	1915
6. Hassan Jones (82-85)	1764
7. Jackie Flowers (76-79)	1697
8. Fred Biletznikoff (62-64)	1463
9. Kurt Unglaub (76-80)	1260
10. Jim Tyson (68-70)	1204

TOUCHDOWN CATCHES

Name, Years	TD
1. Barry Smith (70-72)	25
2. Ron Sellers (66-68)	23
3. Jessie Hester (81-84)	21
4. Hassan Jones (82-85)	17
5. Mike Shumann (73-75, 77)	16
Fred Biletznikoff (62-64)	16
7. Jackie Flowers (76-79)	14
8. Kent Gaydos (69-71)	12
Rhett Dawson (69-71)	12
Hardis Johnson (79-80)	12

SCORING

Name, Years	TD	PAT	CV	FG.	PTS.
1. Derek Schmidt (84-87)		174-178		73-104	393
2. Greg Allen (81-84)	46		1		278
3. Dave Cappelen (76-79)		111-119		43-71	240
4. Barry Smith (70-72)	27		1		164
5. Grant Guthrie (67-69)		72-76		28-50	156
6. Ron Sellers (66-68)	23				138
7. Jessie Hester (81-84)	22		2		136
8. Mark Lyles (76-79)	22		1		134
9. Frank Fontes (70-71)		52-55		27-51	133
10. Philip Hall (82-83)		90-98		11-16	123

TACKLES

Name, Years	No.
1. Aaron Carter (74-77)	512
2. Ron Simmons (77-80)	483
3. Reggie Herring (77-80)	452
4. Paul McGowan (84-87)	446
5. Ken Roe (80-83)	373
6. Henry Taylor (81-84)	344

TACKLES FOR LOSS

Name, Years	No.
1. Ron Simmons (77-80)	44
2. Paul McGowan (84-87)	32
3. Scott Warren (76-79)	22
4. Willie Jones (75-78)	20
Isaac Williams (82-85)	20
6. Alphonso Carreker (80-83)	19
Arthur Scott (76-80)	19

QUARTERBACK SACKS

Name, Years	No.
1. Ron Simmons (77-80)	25
2. Alphonso Carreker (80-83)	20
Willie Jones (75-78)	20



'87 Burkus winner Paul McGowan is second in career tackles for loss with 32

BEST SINGLE-GAME PERFORMANCES

TOTAL OFFENSE LEADERS

Player	Opponent	Year	Yard
1. Bill Cappleman	Memphis State	1969	490
2. Bill Cappleman	South Carolina	1968	431
3. Danny McManus	Nebraska (Fiesta Bowl)	1988	401
4. Tommy Warren	Virginia Tech	1970	384
5. Gary Huff	Houston	1972	383
6. Jimmy Black	Southern Mississippi	1976	372
7. Gary Huff	South Carolina	1971	369
Joe Majors	Tampa	1959	369
9. Bill Cappleman	Wake Forest	1968	367
10. Gary Huff	Virginia Tech	1971	357

YARDS RECEIVING LEADERS

Player	Opponent	Year	Yards
1. Ron Sellers	Wake Forest	1968	260
2. Ron Sellers	South Carolina	1968	259
3. Ron Sellers	Virginia Tech	1967	229
4. Ron Sellers	Memphis State	1968	218
5. Ron Sellers	Houston	1968	214
6. Fred Biletznikoff	Oklahoma (Gator Bowl)	1965	192
7. Fred Biletznikoff	Virginia Tech	1964	182
8. Jackie Flowers	Louisiana State	1979	174
9. Tony Johnson	Southern Mississippi	1982	166
10. Jackie Flowers	Houston	1978	165

YARDS RUSHING LEADERS

Player	Opponent	Year	Yards
1. Greg Allen	Western Carolina	1981	322
2. Sammie Smith	East Carolina	1987	224
3. Greg Allen	Arizona State	1984	223
4. Victor Floyd	South Carolina	1985	212
5. Sammie Smith	Indiana	1986	205
	(All-American Bowl)		
6. Greg Allen	Louisiana State	1981	202
7. Greg Allen	Louisiana State	1983	201
Tony Smith	Oklahoma State	1982	201
9. Sammie Smith	Miami	1987	189
10. Sam Platt	Memphis State	1980	188
11. Greg Allen	Louisville	1982	173
12. Larry Key	Auburn	1977	170
13. Keith Ross	South Carolina	1985	163

PASS ATTEMPT LEADERS

Player	Opponent	Year	Passes
1. Gary Huff	Florida	1972	58
2. Kim Hammond	Penn State	1967	53
	(Gator Bowl)		
Gary Pajcic	Virginia Tech	1966	53
4. Gary Huff	Houston	1972	51
5. Danny McManus	Nebraska	1988	51
	(Fiesta Bowl)		
6. Bill Cappleman	Memphis State	1969	50
7. Gary Huff	Arizona State	1971	46
	(Fiesta Bowl)		
8. Chip Ferguson	Oklahoma State	1985	43
	(Gator Bowl)		
Jimmy Jordan	Mississippi State	1978	43
10. Gary Huff	Kansas	1972	42
Bill Cappleman	South Carolina	1968	42
Bill Cappleman	Florida	1969	42

YARDS PASSING LEADERS

Player	Opponent	Year	Yards
1. Bill Cappleman	Memphis State	1969	508
2. Bill Cappleman	South Carolina	1968	437
3. Gary Huff	Houston	1972	409
4. Danny McManus	Nebraska (Fiesta Bowl)	1988	375
5. Gary Huff	Virginia Tech	1971	374
6. Bill Cappleman	Tulsa	1969	372
7. Kim Hammond	Mississippi State	1967	369
8. Gary Huff	South Carolina	1971	366
9. Bill Cappleman	Wake Forest	1968	365
10. Kim Hammond	Penn State (Gator Bowl)	1967	362

PASS COMPLETION LEADERS

Player	Opponent	Year	Passes
1. Kim Hammond	Penn State	1967	37
	(Gator Bowl)		
2. Bill Cappleman	Memphis State	1969	31
3. Gary Pajcic	Virginia Tech	1966	28
Kelly Lowrey	East Carolina	1983	28
Danny McManus	Nebraska	1988	28
	(Fiesta Bowl)		
6. Gary Huff	Houston	1972	27
Gary Huff	Florida	1972	27

Player	Opponent	Year	Passes
8. Gary Huff	Kansas	1972	26
Gary Huff	South Carolina	1971	26
10. Gary Huff	Auburn	1972	25
Gary Huff	Arizona State (Fiesta Bowl)	1971	25
Bill Cappleman	South Carolina	1968	25

PASS RECEPTION LEADERS

Player	Opponent	Year	Passes
1. Ron Sellers	South Carolina	1968	16
2. Ron Sellers	Wake Forest	1968	14
Ron Sellers	Penn State (Gator Bowl)	1967	14
Ron Sellers	Houston	1968	14
5. Kent Gaydos	Houston	1969	13
Ron Sellers	Memphis State	1968	13
Ron Sellers	Alabama	1967	13
Ron Sellers	Virginia Tech	1966	13
Fred Biletznikoff	Oklahoma (Gator Bowl)	1965	13
10. Bill Moreman	Penn State (Gator Bowl)	1967	12



Danny McManus, MVP of the 1988 Fiesta Bowl, accounted for 401 yards of total offense — the third best mark for a game in FSU history



Sammie Smith's 189 yards vs. Miami in '87 was the ninth best single game rushing total in FSU history

LONGEST PLAYS

LONGEST RUNS FROM SCRIMMAGE WITHOUT SCORING

- 76 yards by Roy Thompson vs. Stetson, 1951
- 74 yards by Dexter Carter vs. Memphis State, 1987
- 66 yards by Greg Allen vs. Louisiana State, 1981
- 65 yards by Wayne Giardino vs. Oklahoma (Gator Bowl), 1965
65 yards by Dennis McKinnon vs. West Virginia (Gator Bowl), 1982
- 64 yards by Nelson Italiano vs. Troy State, 1951
64 yards by Sammie Smith vs. Miami, 1987
- 60 yards by Jim Mankins vs. Texas Tech, 1966
60 yards by Nelson Italiano vs. Tampa, 1950
60 yards by Lee Corso vs. North Carolina State, 1956

LONGEST TOUCHDOWN RUNS FROM SCRIMMAGE

- 97 yards by Larry Key vs. Virginia Tech, 1976
- 95 yards by Sammie Smith vs. Furman, 1987
- 83 yards by Sammie Smith vs. East Carolina, 1987
- 81 yards by Fred Pickard vs. Virginia Tech, 1957
81 yards by Greg Allen vs. Arizona State, 1984
- 80 yards by Phil Spooner vs. Houston, 1965
- 78 yards by Buck Metts vs. Stetson, 1964
- 77 yards by Jessie Hester vs. Miami, 1984
- 74 yards by Bobby McKinnon vs. Memphis State, 1973
- 68 yards by Bobby Fiveash vs. Tampa, 1958


LONGEST TOUCHDOWN PLAYS

- 100 yards by Leon Bright vs. Virginia Tech, 1974 (KO return)
100 yards by Bill Moreman and T.K. Wetherell vs. Kentucky, 1955 (lateral on KO return)
100 yards by Deion Sanders vs. Tulsa, 1985 (interception return)
100 yards by Keith Ross and Dexter Carter vs. Miami, 1986 (pass on KO return)
- 99 yards by Ted Hewitt vs. Stetson, 1948 (pass interception return)
99 yards by Fred Biletznikoff vs. Miami, 1963 (pass interception return)
- 97-yard run by Larry Key vs. Virginia Tech, 1976
97 yards by Billy Allen vs. Louisiana State, 1981 (KO return)
- 96-yard pass from Jimmy Jordan to Kurt Unglaub vs. Virginia Tech, 1976

- 96 yards by David Snell vs. Virginia Tech, 1970 (KO return)
- 95-yard pass from Jimmy Black to Rudy Thomas vs. Southern Mississippi, 1976
95 yards by Greg Allen vs. Western Carolina, 1981 (KO return)
95 yards by Billy Allen vs. West Virginia (Gator Bowl), 1982 (KO return)
95-yard run by Sammie Smith vs. Furman, 1987
- 94 yards by Bill Moreman and T.K. Wetherell vs. Miami, 1966 (lateral on KO return)
- 93 yards by Eddie McMillan vs. Memphis State, 1970 (KO return)
93 yards by Larry Key vs. Texas Tech (Tangerine Bowl), 1977 (KO return)
- 92 yards by Phil Abraira vs. North Carolina State, 1969 (punt return)
- 91-yard pass from Jimmy Black to Kurt Unglaub vs. North Texas State, 1976
- 90 yards by Eddie McMillan vs. Miami, 1971 (KO return)

LONGEST FIELD GOALS

- 54 yards by Derek Schmidt vs. Miami, 1984
- 53 yards by Grant Guthrie vs. Miami, 1969
53 yards by Derek Schmidt vs. Louisville, 1986
53 yards by Derek Schmidt vs. Florida, 1987
- 52 yards by Derek Schmidt vs. Arizona State, 1984
52 yards by Mike Rendina vs. Ohio State, 1981
- 51 yards by Derek Schmidt vs. Memphis State, 1985
51 yards by Derek Schmidt vs. Memphis State, 1985
51 yards by Derek Schmidt vs. North Carolina, 1985
51 yards by Grant Guthrie vs. Virginia Tech, 1969
- 50 yards by Bill Capece vs. Pittsburgh, 1980
50 yards by Dave Cappelen vs. South Carolina, 1979



Junior Dexter Carter co-holds the FSU record for the longest play in history

LONGEST TOUCHDOWN PASSES

- 96 yards from Jimmy Jordan to Kurt Unglaub vs. Virginia Tech, 1976
- 95 yards from Jimmy Black to Rudy Thomas vs. Southern Mississippi, 1976
- 91 yards from Jimmy Black to Kurt Unglaub vs. North Texas State, 1976
- 88 yards from Gary Huff to Barry Smith vs. Kansas, 1971
- 86 yards from Gary Pajcic to Ron Sellers vs. Wake Forest, 1966
- 83 yards from Blair Williams to Dennis McKinnon vs. South Carolina, 1982
- 82 yards from Gary Pajcic to Ron Sellers vs. Maryland, 1968
- 80 yards from Bill Cappleman to Don Pederson vs. Memphis State, 1969
80 yards from Nelson Italiano to Eddie Gray vs. Newberry, 1950
- 78 yards from Clyde Walker to Mike Shumann vs. Iowa State, 1975

LONGEST PUNT RETURNS

- 92 yards by Phil Abraira vs. North Carolina State, 1969 (TD)
- 80 yards by Robert Jackson vs. Virginia Tech, 1974 (TD)
80 yards by Bill Odom vs. Stetson, 1954 (TD)
- 75 yards by Walt Sumner vs. Alabama, 1967 (TD)
75 yards by Ralph Claudron vs. Whiting Field, 1949 (TD)
- 71 yards by David Snell vs. Louisville, 1970 (TD)
- 70 yards by Bill Campbell vs. Wake Forest, 1965 (TD)
- 65 yards by Gary Henry vs. Southern Mississippi, 1979 (TD)
- 60 yards by Lee Corso vs. North Carolina State, 1956
- 58 yards by Tommy Brown vs. Jacksonville Navy, 1951
58 yards by Deion Sanders vs. Florida, 1985 (TD)

LONGEST KICKOFF RETURNS

- 100 yards by Leon Bright vs. Virginia Tech, 1974 (TD)
100 yards by Bill Moreman and T.K. Wetherell vs. Kentucky, 1965 (TD, lateral)
100 yards by Keith Ross and Dexter Carter vs. Miami, 1986 (TD, lateral)
- 97 yards by Billy Allen vs. Louisiana State, 1981 (TD)
- 96 yards by David Snell vs. Virginia Tech, 1970 (TD)
- 95 yards by Greg Allen vs. Western Carolina, 1981 (TD)
95 yards by Billy Allen vs. West Virginia (Gator Bowl), 1982 (KO return)
- 94 yards by Bill Moreman and T.K. Wetherell vs. Miami, 1966 (TD, lateral)
- 93 yards by Eddie McMillan vs. Memphis State, 1970 (TD)
93 yards by Larry Key vs. Texas Tech (Tangerine Bowl), 1977

THE LONGEST YARDS

Only five times in Florida State school history has a 90-yard touchdown play occurred from the line of scrimmage.

All have occurred during Bobby Bowden's 12 years at FSU with four coming in very RARE fashion -- all in 1976 within a three-game stretch and two against Virginia Tech.

In the first 30 years of Seminole football, there were no such plays. Then in Bowden's initial season there were the four. Eleven years later, in 1987, Sammie Smith's 95-yarder vs. Furman gave FSU its fifth such play. Each of the 90-yarders have come in the month of November.

Alabama has only three plays in its 92-year history that were 90 yards or longer from the line of scrimmage; Notre Dame, with a 100-year history, also has only three. The University of Florida has played football twice as long as FSU -- 81 years to 41 -- and the Gators have five such plays.

Here are the five Seminole plays:

NOVEMBER 6, 1976 vs. Southern Miss

• Jimmy Black's 96-yard screen pass to Rudy Thomas provided the go-ahead points in a comeback that spanned seven minutes and 23 seconds where FSU scored 20 points. The Seminoles won 30-27.

NOVEMBER 13, 1976 vs. North Texas State

• Jimmy Black's 91-yard pass to Kurt Unglaub in a North Texas State blizzard came in third period and gave FSU the lead at the time. The Seminoles won 21-20 with 2:13 left on a touchdown and two-point conversion.

NOVEMBER 20, 1976 vs. Virginia Tech

• Larry Key's 97-yard touchdown run made him the all-time rushing leader at FSU (Greg Allen later broke the record). The run came in the first quarter and still is the longest in FSU history.

• Jimmy Jordan's 96-yard pass to Kurt Unglaub came in the fourth quarter after the Seminoles had recovered a fumble at their own 4-yard line with Virginia Tech up by one. The long TD plus a two-point conversion put the game out of reach as FSU won 28-21.

NOVEMBER 14, 1987 vs. Furman

• With 10 minutes left in the third, big underdog Furman was stopped at the FSU 5 on a fourth and goal as it was trying to get within a touchdown of the Tribe. Tailback Sammie Smith then went 95 yards the other way on the next offensive play to break open the game.

- 90 yards by Eddie McMillan vs. Miami, 1971 (TD)
- 89 yards by Bill Odom vs. Virginia Tech, 1955 (TD)
- 84 yards by Fred Pickard vs. Tampa, 1958
- 80 yards by Keith Ross vs. Tulsa, 1985
- 72 yards by Bobby Renn vs. Florida, 1958

LONGEST INTERCEPTION RETURNS

- 100 yards by Deion Sanders vs. Tulsa, 1985 (TD)
- 99 yards by Ted Hewitt vs. Stetson, 1958 (TD)
99 yards by Fred Biletnikoff vs. Miami, 1963 (TD)
- 86 yards by Tom Hillabrand vs. Auburn, 1960 (TD)
- 81 yards by Bud Whitehead vs. Wake Forest, 1959, (TD)
- 74 yards by Dale McCullers vs. Houston, 1967
- 69 yards by Howard Ehler vs. Oklahoma (Gator Bowl), 1965 (TD)
- 66 yards by Bill Dawkins vs. Wofford (Cigar Bowl), 1959
- 62 yards by Martin Mayhew vs. North Carolina, 1985 (TD)
- 51 yards by Tracy Ashley vs. Southern Illinois, 1982
51 yards by Eric Williams vs. Southern Mississippi, 1986

THE LAST TIME IT HAPPENED IN A GAME

Individual

Rushed for 100 yards - Sammie Smith (116) and Dexter Carter (111) vs. Florida, 1987

Rushed for 200 yards - Sammie Smith vs. East Carolina, 1987 (244)

Rushed for 300 yards - Greg Allen vs. Western Carolina, 1981 (32-322)

Passed for 200 yards - Danny McManus vs. Nebraska, 1988 Fiesta Bowl, (28-51-375)

Passed for 300 yards - Danny McManus vs. Nebraska, 1988 Fiesta Bowl, (28-51-375)

Passed for 400 yards - Gary Huff vs. Houston, 1972 (27-51-409)

Passed for 500 yards - Bill Cappleman vs. Memphis State, 1969 (31-50-508)

Received for 100 yards - Ronald Lewis vs. Memphis State, 1987 (5-107)

Received for 150 yards - Jassie Hester vs. South Carolina, 1985 (9-156)

Scored 2 touchdowns rushing - Dayne Williams vs. Nebraska, 1988 Fiesta Bowl

Scored 3 touchdowns rushing - Dayne Williams vs. Tulane, 1987

Scored 4 touchdowns rushing - Greg Allen vs. South Carolina, 1982

Passed for 3 touchdowns - Danny McManus vs. Nebraska, 1988 Fiesta Bowl

Passed for 4 touchdowns - Eric Thomas vs. Auburn, 1984

Passed for 5 touchdowns - Gary Huff vs. South Carolina, 1971

Scored 2 touchdowns receiving - Herb Gainer vs. Nebraska, 1988 Fiesta Bowl

Scored 3 touchdowns receiving - Sam Platt vs. Navy, 1978

Scored 4 touchdowns receiving - Ron Sellers vs. Wake Forest, 1968

Scored 5 touchdowns receiving - Ron Sellers vs. Wake Forest, 1968

Kicked 3 field goals - Derek Schmidt vs. Florida, 1987

Kicked 4 field goals - Derek Schmidt vs. Florida, 1987

Kicked 5 field goals - Bill Capece vs. Pittsburgh, 1980

Returned an interception for touchdown - Eric Williams vs. Southern Miss, 1966

Returned a punt for a touchdown - Deion Sanders vs. Tulane, 1987 (49)

Returned a blocked punt for touchdown - Bill Ragans vs. Southern Miss, 1987 (32)

Returned a kickoff for touchdown - Dexter Carter vs. Miami, 1966 (100)

Kicked 6 PATs - Derek Schmidt vs. Tulane, 1987 (10)

Kicked 7 PATs - Derek Schmidt vs. Tulane, 1987 (10)

Kicked 8 PATs - Derek Schmidt vs. Tulane, 1987 (10)

Kicked 9 PATs - Derek Schmidt vs. Tulane, 1987

Intercepted 2 passes - Stan Shiver vs. Southern Miss, 1987

Intercepted 3 passes - James Thomas vs. Kansas State, 1970

Team

Rushed for 200 yards - 279, vs. Florida, 1987

Rushed for 300 yards - 305, vs. Tulane, 1987

Rushed for 400 yards - 409, vs. South Carolina, 1985

Passed for 200 yards - 375, vs. Nebraska, 1988 Fiesta Bowl

Passed for 300 yards - 375, vs. Nebraska, 1988 Fiesta Bowl

Passed for 400 yards - 437, vs. South Carolina, 1982

Passed for 500 yards - 508, vs. Memphis State, 1968

Had 400 yards of total offense - 457, vs. Nebraska, 1988 Fiesta Bowl

Had 500 yards of total offense - 604, vs. Tulane, 1987

Had 600 yards of total offense - 604, vs. Tulane, 1987

Had 700 yards of total offense - 706, vs. East Carolina, 1982

Scored 30 points - 31, vs. Nebraska, 1988 Fiesta Bowl

Scored 40 points - 41, vs. Furman, 1987

Scored 50 points - 73, vs. Tulane, 1987

Scored 60 points - 73, vs. Tulane, 1987

Scored 70 points - 73, vs. Tulane, 1987

Had 3 touchdowns rushing - 4, vs. Furman, 1987

Had 4 touchdowns rushing - 4, vs. Furman, 1987

Had 5 touchdowns rushing - 6, vs. Tulane, 1987

Had 6 touchdowns rushing - 6, vs. Tulane, 1987

Had 20 first downs - 26, vs. Nebraska, 1988 Fiesta Bowl

Had 25 first downs - 26, vs. Nebraska, 1988 Fiesta Bowl

Had 30 first downs - 31, vs. Louisville, 1987

Had 35 first downs - 36, vs. East Carolina, 1980



FSU's last 100-yard games came from Dexter Carter (13) and Sammie Smith in the 1987 Florida game

TEAM SEASON RECORDS

Points Scored

1. 450 in 1987
2. 389 in 1984
3. 388 in 1982
4. 368 in 1985
5. 366 in 1986
7. 352 in 1980
8. 319 in 1979
9. 312 in 1978
10. 287 in 1972

Most Touchdowns Scored

1. 55 in 1987
2. 53 in 1982
3. 48 in 1984
4. 48 in 1983
5. 45 in 1985
6. 45 in 1986
7. 42 in 1978
8. 41 in 1980
9. 39 in 1979
- 39 in 1972
- 39 in 1954

Most Touchdowns Rushing

1. 34 in 1987
2. 30 in 1982
- 30 in 1983
4. 26 in 1985
5. 23 in 1984
6. 21 in 1966
- 21 in 1985
8. 20 in 1950
9. 19 in 1953
10. 18 in 1951
- 18 in 1978

Most Touchdowns Passing

1. 29 in 1988
2. 28 in 1972
3. 23 in 1971
4. 21 in 1982
5. 19 in 1984
- 19 in 1954
- 19 in 1980
8. 18 in 1983
- 18 in 1979
- 18 in 1967
- 18 in 1977
- 18 in 1985
- 18 in 1987

XP Run-Pass Made

1. 5 in 1958 (of 8)
2. 5 in 1959 (of 14)
3. 4 in 1975 (of 5)
4. 3 in 1986 (of 3)
- 3 in 1979 (of 8)
- 3 in 1960 (of 7)
- 3 in 1984 (of 6)

XP Run-Pass Attempted

1. 14 in 1958
2. 8 in 1979
- 8 in 1958
4. 7 in 1980
5. 6 in 1970
- 6 in 1972
- 6 in 1984

Most First Downs Made

1. 269 in 1983
2. 268 in 1987
3. 254 in 1982
4. 251 in 1984
5. 233 in 1988
6. 232 in 1978
7. 228 in 1985
8. 224 in 1977
9. 222 in 1980
- 222 in 1986

Most Field Goals Made

1. 23 in 1987
2. 22 in 1980

3. 18 in 1985
4. 17 in 1984
5. 15 in 1979
- 15 in 1986
7. 14 in 1970
8. 13 in 1977
- 13 in 1971
10. 12 in 1989

Most Field Goals Attempted

1. 31 in 1987
2. 30 in 1980
3. 25 in 1970
- 25 in 1985
5. 24 in 1979
- 24 in 1971
- 24 in 1984
- 24 in 1986
9. 23 in 1977
10. 21 in 1989

XP Kicks Made

1. 52 in 1982 (of 53)
2. 47 in 1987 (of 50)
3. 44 in 1985
4. 42 in 1984
5. 41 in 1986 (of 42)
6. 39 in 1978
7. 38 in 1983 (of 45)
- 38 in 1980
9. 31 in 1968 (of 32)
10. 30 in 1979
- 30 in 1971 (of 31)
- 30 in 1972 (of 33)

Xp Kicks Attempted

1. 53 in 1982
2. 50 in 1987
3. 44 in 1985
4. 42 in 1984
- 42 in 1986
7. 40 in 1978
8. 38 in 1980
9. 36 in 1954
10. 33 in 1972
- 33 in 1950

Total Plays

1. 855 in 1979
2. 848 in 1987
3. 845 in 1978
4. 835 in 1980
5. 830 in 1983
6. 825 in 1982
7. 814 in 1952
8. 810 in 1972
9. 807 in 1984
10. 792 in 1988

Most Yards Rushing

1. 3021 in 1984
2. 2995 in 1987
3. 2552 in 1983
4. 2369 in 1985
5. 2339 in 1982
6. 2194 in 1949
7. 2142 in 1953
8. 2138 in 1980
9. 2055 in 1986
10. 1955 in 1981

Most Yards Rushing Per Game

1. 274.6 in 1984
2. 272.3 in 1987
3. 229.3 in 1983
4. 225.9 in 1950
6. 219.4 in 1949
6. 215.4 in 1985
7. 214.2 in 1953
8. 212.6 in 1982
9. 210.3 in 1948
10. 205.0 in 1951

First Down Rushing

1. 152 in 1987

2. 146 in 1984
3. 140 in 1983
4. 137 in 1980
5. 118 in 1985
6. 117 in 1981
7. 116 in 1982
8. 108 in 1986
9. 107 in 1975
10. 106 in 1958

First Down Penalty

1. 20 in 1975
- 20 in 1973
3. 18 in 1983
4. 17 in 1966
5. 15 in 1984
- 15 in 1976
- 15 in 1968
8. 14 in 1986
- 14 in 1985
10. 13 in 1980

Total Offense

1. 5381 in 1987
2. 5124 in 1982
3. 4959 in 1984
4. 4889 in 1983
5. 4522 in 1978
6. 4474 in 1972
7. 4447 in 1985
8. 4328 in 1968
9. 4217 in 1970
10. 4197 in 1986

Total Offense Per Game

1. 487.4 in 1987
2. 465.8 in 1982
3. 451.0 in 1984
4. 444.4 in 1983
5. 432.8 in 1968
6. 411.1 in 1978
7. 406.7 in 1972
8. 404.3 in 1985
9. 383.4 in 1970
10. 381.5 in 1986

Most Pass Completions

1. 209 in 1972
2. 206 in 1978
3. 195 in 1968
4. 191 in 1969
5. 190 in 1967
- 190 in 1982
7. 176 in 1983
8. 173 in 1987

Highest Completion Percent

1. 59.0 in 1964
2. 58.6 in 1980
3. 56.2 in 1983
4. 55.8 in 1978
5. 55.5 in 1976
6. 55.0 in 1971
7. 54.8 in 1968
8. 54.6 in 1982
9. 54.5 in 1977
- 54.5 in 1986

Most Times Intercepted

1. 23 in 1972
2. 21 in 1973
- 21 in 1967
- 21 in 1954
5. 18 in 1981

Most Rush Plays

1. 603 in 1980
2. 571 in 1984
3. 530 in 1987
4. 519 in 1975
5. 518 in 1983
6. 515 in 1953
7. 507 in 1979
8. 503 in 1985

9. 492 in 1981
10. 488 in 1976

Rush Yards Per Play

1. 5.69 in 1985
2. 5.65 in 1987
3. 5.29 in 1984
4. 4.95 in 1949
5. 4.90 in 1982
6. 4.87 in 1983
7. 4.43 in 1986
8. 4.34 in 1968
9. 4.30 in 1950
10. 4.28 in 1950

First Downs Passing

1. 129 in 1972
2. 128 in 1978
3. 127 in 1982
- 127 in 1968
5. 120 in 1977
6. 117 in 1971
7. 112 in 1970
- 112 in 1966
9. 111 in 1983

Most Yards Passing

1. 2974 in 1972
2. 2844 in 1968
3. 2838 in 1970
4. 2785 in 1982
5. 2750 in 1971
6. 2749 in 1978
7. 2367 in 1983
8. 2366 in 1967

Most Yards Passing Per Game

1. 284.4 in 1968
2. 270.4 in 1972
3. 258.4 in 1967
4. 258.0 in 1970
5. 255.0 in 1969
6. 253.2 in 1982

Most Pass Attempts

1. 389 in 1972
2. 369 in 1978
3. 356 in 1969
- 356 in 1968
5. 352 in 1967
6. 348 in 1982

Highest Punt Average

1. 45.2 in 1981
2. 45.1 in 1980
3. 43.1 in 1985
4. 42.3 in 1984
5. 42.2 in 1983
6. 42.0 in 1986
7. 40.6 in 1970
8. 40.0 in 1978
9. 39.7 in 1979
10. 39.6 in 1965

Most Punts

1. 81 in 1973
2. 66 in 1979
3. 65 in 1981
4. 63 in 1970
5. 61 in 1974
- 61 in 1985
7. 59 in 3 years
8. 57 in 1980


Most Passes Intercepted By

1. 25 in 1968
2. 24 in 1982
- 24 in 1949
4. 23 in 1979
5. 22 in 1972
- 22 in 1985
7. 21 in 1948
8. 20 in 1969
9. 18 in 1980

RECORD AGAINST ALL OPPONENTS

Team	First Meeting	Last Meeting	Site	Score	W	L	T	Team	First Meeting	Last Meeting	Site	Score	W	L	T
Abilene Christian	1953	1957	H	34-7	1	2	0	Randolph Macon	1950	1950	H	40-7	1	0	0
Alabama	1965	1974	H	7-8	0	2	1	Richmond	1959	1961	H	13-7	3	0	0
Arizona State*	1971	1984	A	52-44	3	1	0	San Diego State	1973	1977	A	16-41	0	2	0
Auburn	1954	1987	A	34-6	2	12	1	Sewanee	1949	1950	H	14-8	2	0	0
Baylor	1965	1974	H	17-21	1	12	1	South Carolina	1966	1986	A	45-28	11	3	0
Boston College	1957	1980	H	41-7	2	1	0	Southern Illinois	1982	1982	H	59-8	1	0	0
Cincinnati	1977	1983	H	43-17	5	0	0	Southern Miss	1952	1987	A	61-10	11	7	1
Citadel, The	1955	1962	H	49-0	4	0	1	Stetson	1947	1954	A	47-6	6	1	1
Clemson	1970	1976	H	12-15	2	1	0	Sul Ross State	1951	1951	H	35-12	1	0	0
Colorado State	1972	1974	H	7-14	1	1	0	Syracuse	1966	1978	A	28-0	1	1	0
Cumberland	1947	1948	H	30-0	1	1	0	Tampa	1948	1959	A	33-0	9	2	0
Delta State	1951	1951	H	34-0	1	0	0	Temple	1984	1984	H	44-27	1	0	0
East Carolina	1980	1987	A	44-3	5	0	0	Tennessee	1958	1958	A	10-0	1	0	0
Erskine	1948	1949	H	26-7	1	1	0	Tennessee-Chattanooga	1984	1984	H	37-0	1	0	0
Florida	1958	1987	A	28-14	7	22	1	Tennessee Tech	1947	1958	H	22-7	1	1	0
Furman	1952	1987	H	41-10	8	2	0	Texas A&M	1967	1968	H	20-14	2	0	0
George Washington	1961	1961	H	15-7	1	0	0	Texas Christian	1963	1965	A	3-7	1	2	0
Georgia*	1954	1984	N	17-17	4	5	1	Texas Tech*	1966	1987	H	40-16	4	1	0
Georgia Tech	1952	1975	A	0-30	0	7	1	Texas Western*	1954	1954	N	20-47	0	1	0
Houston	1960	1978	H	21-27	2	12	2	Toledo	1986	1986	H	24-0	1	0	0
Howard	1950	1950	H	20-6	1	0	0	Troy State	1947	1951	H	40-0	4	1	0
Indiana*	1986	1986	N	27-13	1	0	0	Tulane**	1983	1987	H	73-14	5	0	0
Iowa State	1975	1975	H	6-10	0	1	0	Tulsa	1969	1985	H	76-14	5	0	0
Jacksonville Navy	1951	1951	A	39-0	1	0	0	Utah State	1975	1975	H	17-8	1	0	0
Jacksonville State (AL)	1947	1947	H	0-7	0	1	0	Villanova	1954	1957	A	7-21	3	1	0
Kansas	1971	1985	H	24-20	4	2	0	Virginia Military	1952	1954	A	33-19	2	1	0
Kansas State	1970	1977	A	18-10	3	0	0	Virginia Tech	1955	1980	H	31-7	14	10	1
Kentucky	1960	1965	A	24-26	1	3	1	Wake Forest	1956	1973	A	7-9	7	2	1
Livingston State	1948	1949	A	6-13	1	1	0	West Virginia*	1982	1982	N	31-12	1	0	0
Louisiana State*	1968	1983	A	40-35	4	2	0	Western Carolina	1981	1985	H	50-10	2	0	0
Louisiana Tech	1952	1953	A	21-32	0	2	0	Whiting Field	1949	1949	H	74-0	1	0	0
Louisville	1952	1987	H	32-9	10	1	0	Wichita State	1969	1986	H	59-3	2	0	0
Maryland	1966	1968	A	24-14	2	0	0	William & Mary	1959	1960	H	22-0	1	1	0
Memphis State	1959	1987	H	41-24	8	7	1	Wolford*	1949	1952	A	27-13	3	0	0
Miami	1951	1987	H	26-25	13	18	0	Wyoming*	1966	1966	N	20-28	0	1	0
Michigan	1986	1986	A	18-20	0	1	0								
Michigan State	1987	1987	A	31-3	1	0	0								
Millsaps	1948	1949	H	40-0	2	0	0								
Mississippi	1961	1961	A	0-33	0	1	0								
Mississippi College	1948	1950	H	33-0	3	0	0								
Mississippi State	1966	1979	H	17-6	7	2	0								
Navy	1978	1978	H	38-6	1	0	0								
Nebraska*	1980	1987	N	31-28	3	2	0								
Newberry	1950	1950	A	24-0	1	0	0								
New Mexico State	1964	1964	H	36-0	1	0	0								
North Carolina*	1983	1986	H	10-0	2	0	1								
North Carolina State	1952	1969	H	33-22	8	4	0								
North Texas State	1976	1977	H	35-14	2	0	0								
Notre Dame	1981	1981	A	19-13	1	0	0								
Ohio	1956	1956	H	47-7	1	0	0								
Ohio State	1981	1982	A	34-17	2	0	0								
Oklahoma*	1965	1980	N	17-18	1	3	0								
Oklahoma State*	1958	1985	N	34-23	3	1	0								
Penn State*	1968	1968	N	17-17	0	0	1								
Pittsburgh	1971	1983	A	16-17	3	5	0								

*Bowl Games Included **Forfeit Included
Bold Face type indicates 1983 opponent



In '87 FSU was able to beat the Auburn Tigers in Jordan-Hare Stadium for the first time ever

SEMINOLES ON T.V.

(Won 31, Lost 19, Tied 3)

Season	Opponent	Location	Score	Network	Bowl
1958	Oklahoma State	Louisville, KY	6-15	ABC*	Bluegrass
1959	Virginia Tech	Blacksburg, VA	7-6	ABC	-
1965	Oklahoma	Jacksonville, FL	36-19	ABC*	Gator
1966	Virginia Tech	Blacksburg, VA	21-23	ABC	-
1966	Wyoming	El Paso, TX	20-28	NBC*	Sun
1967	Memphis State	Memphis, TN	26-7	ABC	-
1967	Penn State	Jacksonville, FL	17-17	ABC*	Gator
1968	Florida	Tallahassee, FL	9-3	ABC	-
1968	Louisiana State	Atlanta, GA	27-31	TV-Sports*	Peach
1969	N.C. State	Tallahassee, FL	33-22	ABC	-
1970	Houston	Tampa, FL	21-53	ABC	-
1971	Miami	Miami, FL	20-17	ABC	-
1971	Arizona State	Tempe, AZ	38-45	Mizlou	Fiesta
1972	Auburn	Auburn, AL	14-27	ABC	-
1977	Florida	Gainesville, FL	37-9	ABC	-
1977	Texas Tech	Orlando, FL	40-17	Mizlou*	Tangerine
1978	Miami	Miami, FL	31-21	ABC	-
1978	Navy	Tallahassee, FL	38-6	ABC	-
1979	Virginia Tech	Blacksburg, VA	17-10	ABC	-
1979	Louisiana State	Baton Rouge, LA	24-19	ABC	-
1979	Florida	Gainesville, FL	27-16	ABC*	-
1979	Oklahoma	Miami, FL	7-24	ABC*	Orange
1980	Memphis State	Memphis, TN	24-3	ABC	-
1980	Virginia Tech	Tallahassee, FL	31-7	ABC	-
1980	Florida	Tallahassee, FL	17-13	ABC*	-
1980	Oklahoma	Miami, FL	17-18	ABC*	Orange
1981	Miami	Tallahassee, FL	19-27	ABC	-
1981	Southern Miss	Tallahassee, FL	14-58	ABC	-
1982	Miami	Miami, FL	24-7	CBS	-
1982	Louisville	Tallahassee, FL	49-14	WTBS*	-
1982	West Virginia	Jacksonville, FL	31-12	ABC*	Gator
1983	Louisiana State	Baton Rouge, LA	40-35	ABC	-
1983	Louisville	Tallahassee, FL	51-7	WTBS*	-
1983	Florida	Gainesville, FL	14-53	CBS*	-
1983	North Carolina	Atlanta, GA	28-3	CBS*	Peach
1984	South Carolina	Columbia, SC	26-38	ABC*	-
1984	Florida	Tallahassee, FL	17-27	ABC*	-
1984	Georgia	Orlando, FL	17-17	NBC*	Citrus
1985	Tulane	New Orleans, LA	38-12	WTBS*	-
1985	Nebraska	Lincoln, NE	17-13	ABC*	-
1985	Memphis State	Tallahassee, FL	19-10	WTBS*	-
1985	Auburn	Auburn, AL	28-59	WTBS*	-
1985	Miami	Tallahassee, FL	27-35	ABC	-
1985	South Carolina	Tallahassee, FL	56-14	ESPN*	-
1985	Oklahoma State	Jacksonville, FL	34-23	ABC*	Gator
1986	Nebraska	Lincoln, NE	17-34	ABC*	-
1986	North Carolina	Tallahassee, FL	10-10	WTBS*	-
1986	Miami	Miami, FL	23-41	CBS*	-
1986	Indiana	Birmingham, AL	27-13	WTBS*	All-American
1987	Miami	Tallahassee, FL	25-26	CBS*	-
1987	Auburn	Auburn, AL	34-6	CBS*	-
1987	Florida	Gainesville, FL	28-14	CBS*	-
1988	Nebraska	Tempe, AZ	31-28	NBC*	Fiesta

*Nationally televised

BEST PERFORMANCES BY OPPONENTS

INDIVIDUAL

Most Yards Rushing - 304, Sam Dejarnette, Southern Mississippi, 1982
Most Times Carried - 43, Sam Dejarnette, Southern Mississippi, 1982
Most Yards Passing - 532, Jeff VanRaaphorst, Arizona State, 1984
Most Passes Attempted - 59, Jeff VanRaaphorst, Arizona State, 1984
Most Passes Completed - 38, Jeff VanRaaphorst, Arizona State, 1984
Most Passes Caught - 13, Gary Williams, Ohio State, 1981
Most Yards Pass Receiving - 229, Gary Williams, Ohio State, 1981
Most Total Offense - 532, Jeff VanRaaphorst, Arizona State, 1984
Longest Touchdown Run From Scrimmage - 94, Roger Craig, Nebraska, 1981
Longest Punt Return - 86, Daryl Cox, Kentucky, 1961 (TD)
Most Touchdowns On Returns - 2, Henry Williams, East Carolina, 1983 (1 kickoff, 1 punt)
Most Interceptions - 4, Bryant Gilliard, South Carolina, Nov. 10, 1984
Longest Interception Return - 99, Treg Songy, Tulane, 1983
Longest Kickoff Return - 100, Anthony Collins, East Carolina, 1980

Longest Touchdown Pass - 83, from D.C. Nobles to Bryan Willingham, Houston, Nov. 3, 1973
Longest Pass Play - 95, from Ronnie Fletcher to Ben Hart, Oklahoma (Gator Bowl), 1965
Longest Punt - 77, Jim Walton, Boston College, 1976; Rob Rajsich, Miami, 1978
Longest Field Goal - 61, Wayne Latimer, Virginia Tech, 1975
Most Field Goals - 6, Bobby Raymond, Florida, 1983
Most Fumbles Recovered - 3, John Hohesiel, Wichita State, 1969

TEAM

Passes Attempted - 54, Florida, 1979; Arizona State, 1984
Passes Completed - 38, Arizona State, 1984
Pass Yardage - 532, Arizona State, 1984
Rushing Yardage - 472, Nebraska, 1981
Total Offense - 651, Arizona State, 1984
Rushing Attempts - 80, Houston, 1974
Points Scored - 59, Auburn, 1985
Most First Downs (Passing) - 26, Arizona State, 1984
Most Fumbles - 17, Wichita State, 1969
Most Fumbles Lost - 10 (of 17), Wichita State, 1969
Most Interceptions (Defense) - 7, South Carolina, 1984
Most Interceptions Returned for TDs - 2, Auburn, 1985
Penalties - 18, South Carolina, 1985



CBS sideline analyst Steve Davis tried up some Gator meat for a national television audience last November

COACHES AND CAPTAINS

Year	Coach	Captains	W	L	T	FSU Pts.	Opp Pts.
1947	Ed Williamson	Jack McMillan, Phil Rountree	0	5	0	18	90
1948	Don Veller	Game Captains	7	1	0	152	64
1949*	Don Veller	Hugh Adams	9	1	0	291	59
1950	Don Veller	Duke Maltby	8	0	0	219	54
1951	Don Veller	Bill Dawkins	6	2	0	194	72
1952	Don Veller	Curtis Campbell, Vic Szczepanik	1	8	1	101	261
1953	Tom Nugent	Steve Kalenich	5	5	0	183	146
1954*	Tom Nugent	Game Captains	8	4	0	277	190
1955	Tom Nugent	Bob Crenshaw, Don Powell	5	5	0	147	186
1956	Tom Nugent	Joe Holt, Buck Metz	5	4	1	178	116
1957	Tom Nugent	Ron Schomburger	5	6	0	136	165
1958*	Tom Nugent	Vic Prinzi, Bobby Renn	7	4	0	218	124
1959*	Perry Moss	John Spivey, Al Ulmer	4	6	0	149	132
1960	Bill Peterson	Tony Romeo	3	6	1	111	136
1961	Bill Peterson	Steve Klesius	4	5	1	93	128
1962	Bill Peterson	Gene McDowell	4	3	3	170	69
1963	Bill Peterson	Steve Klesius	4	5	1	167	93
1964*	Bill Peterson	Bill Dawson, Fred Biletznikoff, George D'Alessandro	9	1	1	263	85
1965	Bill Peterson	Bill McDowell, Max Wettstein	4	5	1	121	119
1966*	Bill Peterson	Game Captains	6	5	0	274	215
1967*	Bill Peterson	Game Captains	7	2	2	250	187
1968*	Bill Peterson	Game Captains	8	3	0	308	211
1969	Bill Peterson	Game Captains	6	3	1	220	182
1970	Bill Peterson	Game Captains	7	4	0	254	195
1971*	Larry Jones	Rhett Dawson, John Lanahan	8	4	0	309	174
1972	Larry Jones	Gary Huff, Larry Strickland	7	4	0	287	224
1973	Larry Jones	Jim Malkiewicz, Don Sparkman	0	11	0	98	331
1974	Darrell Mudra	Joe Goldsmith, Bert Cooper	1	10	0	130	289
1975	Darrell Mudra	Greg Johnson, Jeff Gardner	3	8	0	187	213
1976	Bobby Bowden	Jimmy Black, Jeff Leggett, Joe Camps, Rudy Thomas	5	6	0	205	258
1977*	Bobby Bowden	Aaron Carter, Bill Duley, Larry Key, Tom Rushing, Nat Terry	10	2	0	314	170
1978	Bobby Bowden	Nate Henderson, Willie Jones, Ivory Joe Hunter	8	3	0	312	208
1979*	Bobby Bowden	Mike Good, Ivory Joe Hunter, Scott Warren, Wally Woodham	11	1	0	326	160
1980*	Bobby Bowden	Reggie Herring, Greg Futch, Ron Simmons, Ken Lanier	10	2	0	326	160
1981	Bobby Bowden	James Harris, James Gilbert, Rohn Stark, Michael Whiting, Rick Stockstill	6	5	0	237	251
1982*	Bobby Bowden	Game Captains	9	3	0	419	254
1983*	Bobby Bowden	Game Captains	8	4	0	353	256
1984*	Bobby Bowden	Greg Allen, Joe Wessel, Henry Taylor	7	3	2	389	237
1985*	Bobby Bowden	John Ionata, Todd Stroud, Kirk Coker	9	3	0	402	258
1986*	Bobby Bowden	Fred Jones, Gerald Nichols, Louis Berry, Jim Hendley	7	4	1	366	205
1987*	Bobby Bowden	Danny McManus, Paul McGowan, Marty Riggs, Pat Carter	11	1	0	450	135
Totals			251	167	16	9998	6987
*Bowl Game Included							

HOMECOMING GAMES

(31 Wins, 8 Losses, 1 Tie)

Year	Opponent	FSU	Opp	Year	Opponent	FSU	Opp
1948	Tampa	33	12	1968	Wake Forest	42	24
1949	Millsaps	40	0	1969	South Carolina	34	9
1950	Sewanee	14	8	1970	Virginia Tech	34	8
1951	Stetson	13	10	1971	Mississippi State	27	9
1952	Furman	0	9	1972	Colorado State	33	0
1953	Stetson	13	6	1973	Memphis State	10	13
1954	Furman	33	14	1974	Virginia Tech	21	56
1955	The Citadel	39	0	1975	Miami (Florida)	22	24
1956	Wake Forest	14	14	1976	Southern Mississippi	30	27
1957	Virginia Tech	20	7	1977	North Texas State	35	14
1958	Tampa	43	0	1978	Navy	38	6
1959	William & Mary	0	9	1979	South Carolina	27	7
1960	Kentucky	0	23	1980	Boston College	41	7
1961	Southern Mississippi	0	12	1981	Western Carolina	56	31
1962	Houston	0	7	1982	Southern Illinois	59	8
1963	North Carolina State	14	0	1983	Cincinnati	43	17
1964	Kentucky	48	6	1984	Tennessee-Chattanooga	37	0
1965	Wake Forest	35	0	1985	Western Carolina	50	10
1966	Wake Forest	28	0	1986	Southern Mississippi	49	13
1967	Texas Tech	28	12	1987	Tulane	73	14

COACHES CUMULATIVE RECORDS

Name	Tenure	Years	W-L-T	Pct.	FSU Pts.	Opp Pts.
Ed Williamson	1947	1	0-5-0	.000	18	90
Don Vellar	1948-52	5	31-12-1	.716	938	504
Tom Nugent	1953-58	6	34-28-1	.548	1123	865
Perry Moss	1959	1	4-6-0	.400	149	132
Bill Peterson	1960-70	11	62-42-11	.587	2234	1602
Larry Jones	1971-73	3	15-19-0	.441	407	505
Darrell Mudra	1974-75	2	4-18-0	.182	317	502
Bobby Bowden	1976-Present	12	101-37-3	.727	4162	2466

THE BOB CRENSHAW AWARD

Given in memory of Robert E. (Bob) Crenshaw, 1955, Florida State football captain and student leader who was killed in a jet crash in 1958, the plaque's inscription reads: "To the Football Player With the Biggest Heart." The recipient is chosen by his teammates as the man who best exemplified the "qualities that made Bob Crenshaw an outstanding football player and person."

1959-Al Ulmer, Guard	1973-Stevie Bratton, Defensive End
1959-Ramon Rogers, Center	1974-Jeff Gardner, Offensive Guard
1960-Abner Bigbee, Fullback	1975-Lee Nelson, Defensive Back
1961-Paul Andrews, Fullback	1976-Joe Camps, Defensive Back
1962-Jim Sims, Tackle	1977-Aaron Carter, Linebacker
1964-Larry Brinkley, Fullback	1978-Scott Warren, Defensive End
1964-Dick Hermann, Linebacker	1979-Greg Futch, Offensive Tackle
1965-Howard Eher, Defensive Back	1980-Mork Bonasorte, Defensive End
1966-Ed Pope, Guard	1981-Barry Voltapetti, Offensive Tackle
1967-Kim Hammond, Quarterback	1982-Blair Williams, Quarterback
1968-Billy Gunter, Running Back	1983-Tom McCormick, Center
1969-Stan Walker, Guard	1984-Todd Stroud, Noseguard
1970-Theron Bass, Linebacker	1985-Pete Parson, Tight End
1971-Bill Hanson, Defensive Tackle	1986-Greg Newell, Free Safety
1972-Alan Dees, Center	1987-Mark Salva, Center

ACADEMIC ALL-AMERICANS

(Selected by the College Sports Information Directors of America)

First Team

1972 - Gary Huff (QB)
 1979 - Phil Williams (WR)
 1979 - Keith Jones (DB)
 1980 - Keith Jones (DB)
 1981 - Rohn Stark (P)

Second Team

1957 - Ron Schomberger (E)
 1981 - Phil Williams (WR)
 1985 - Martin Mayhew (CB)

LITTLE ALL-AMERICANS

1948 - Hugh Adams (T) 1951 - Bill Dawkins (G)
 1949 - Hugh Adams (T) 1952 - Curt Campbell (E)
 1950 - Jerry Morrical (T) 1954 - Al Makowiecke (G)

NCAA POST GRADUATE SCHOLARSHIP

1980 - Phil Williams (WR)
 1987 - David Palmer (ILB)

FLORIDA STATE ALL-AMERICANS

1962	Gene McDowell (LB)	AP (3)	Derek Schmidt (KS)	UPI (HM), AP (HM)
1964	Fred Biletnikoff (SE)	AP (1), FWA (1), NEA (1), FN (1), NY NEWS (1), UPI (2), AFC (2), NCAA AP (2)	Stan Shiver (SS)	FN (FR-2)
1966	Del Williams (OG)	AP (2)	Pat Tomberlin (OG)	AP (HM)
1967	Kim Hammond (QB)	AP (2), UPI (2)	Isaac Williams (OT)	FN (HM), AP (HM)
	Ron Sellers (FL)	AP (1), AFC (1), NEA (1), FN (1), UPI (2), FWA (2), NCAA AP (2)	Louis Berry (P)	AP (HM)
1968	Ron Sellers (FL)	AP (1), AFC (1), FN (1), SN (1), TIME (1), UPI (2), NEA (2), FWA (2)	Pat Carter (TE)	AP (HM)
	Dale McCullers (LB)	AP (3)	Steve Gabbard (DT)	FN (SO-2)
	Jack Fenwick (OR)	AP (HM)	Fred Jones (ILB)	AP (HM)
	Bill Cappleman (QB)	AP (HM)	Jason Kuipers (OG)	FN (SO-3)
1971	Rhett Dawson (WR)	AP (3)	Paul McGowan (ILB)	AP (HM)
1972	Larry Strickland (LB)	AP (HM)	Gerald Nichols (DT)	AP (HM)
	Gary Huff (QB)	AFC (1), GRID (1), TIME (1), CH (1), PFW (1), FN (2), UPI (2), AP (HM)	Deion Sanders (CB)	SN (1), AP (3), FN (SO-1), UPI (HM)
	Barry Smith (WR)	AFC (1), CH (1), AP (2), UPI (2), US (2), FN (3)	Derek Schmidt (KS)	AP (HM)
	James Thomas (DB)	TIME (1), PFW (1), US (1)	Sammie Smith (TB)	FN (FR-1)
1976	Gil Wesley (C)	FN (3)	Pat Tomberlin (OG)	AP (HM), FN (SO-2)
1977	Ron Simmons (MG)	AP (HM), FN (HM), FN (FR)	Pat Carter (TE)	SN (1), AP (2)
1978	Jackie Flowers (WR)	AP (HM), SN (HM)	Herb Gainer (WR)	AP (HM)
	Nate Henderson (DE)	AP (HM)	Odell Haggins (NG)	AP (HM)
	Willie Jones (DE)	UPI (2), AP (HM), SN (HM)	Eric Hayes (DT)	AP (HM)
	Ron Simmons (MG)	FN (3), AP (HM)	Jason Kuipers (OG)	AP (HM)
1979	Monk Bonasorte (DB)	AP (3)	Paul McGowan (ILB)	AP (1), SN (1), FN (1)
	Jackie Flowers (WR)	UPI (2), FN (2)	Deion Sanders (CB)	AP (1), UPI (1), FWA (1), SN (1), FN (1), CAMP, KOD, SH, NCAA
	Mike Good (OG)	AP (HM)	Derek Schmidt (KS)	AP (3)
	Jimmy Jordan (QB)	SN (HM)	Sammie Smith (TB)	AP (HM)
	Ron Simmons (MG)	AP (1), UPI (1), CAMP (1), FN (1), KOD (1), NCAA CH (1), AP (HM)	Pat Tomberlin (OT)	AP (3)
	Scott Warren (DE)	CH (1), AP (HM)	Terry Warren (OLB)	AP (HM)
1980	Gil Wesley (C)	CH (1)		
	Monk Bonasorte (DB)	FN (2)		
	Bobby Butler (DB)	NEA (1), AP (3)		
	Reggie Herring (LB)	AP (2)		
	Ken Lanier (OT)	AP (2)		
	Ron Simmons (MG)	UPI (1), KOD (1), SN (1), FN (3), NCAA		
1981	Rohn Stark (P)	KOD (1), UPI (1), SN (1), FN (3)		
	Greg Allen (RB)	FN (FR)		
	Garry Futch (DT)	AP (HM)		
	Tom McCormick (C)	AP (HM)		
	Rohn Stark (P)	SN (1), UPI (1), NEA (1), HI (1)		
1982	Barry Voltapetti (OT)	AP (HM)		
	Greg Allen (RB)	AP (HM)		
	Alphonso Carreker (DT)	AP (HM)		
	Harvey Clayton (DB)	AP (HM)		
	Jamie Dukes (OL)	FN (FR)		
	Hassan Jones (WR)	FN (FR)		
	Tom McCormick (C)	AP (HM)		
	Isaac Williams (DL)	FN (FR)		
	Ricky Williams (RB)	AP (HM)		
	Tommy Young (LB)	AP (HM)		
1983	Greg Allen (RB)	UPI (1), CAMP (1), FN (2), AP (3), NCAA		
	Alphonso Carreker (DT)	FN (3), AP (HM)		
	Tom McCormick (C)	AP (HM)		
	Herbert Harp (OL)	FN (HM)		
	Jamie Dukes (OL)	FN (HM)		
1984	Greg Allen (RB)	CAMP (1), FN (1), UPI (2), AP (3)		
	Louis Berry (P)	AP (HM)		
	Jamie Dukes (OG)	FN (2), AP (HM)		
	Jessie Hester (WR)	AP (HM), FN (HM)		
	Derek Schmidt (KS)	AP (HM)		
	Henry Taylor (ILB)	AP (HM)		
1985	Louis Berry (P)	AP (HM)		
	Jamie Dukes (OG)	CAMP (1), FWA (1), UPI (2), AP (2), FN (3), NCAA		
	Chip Ferguson (QB)	FN (FR-2)		
	Victor Floyd (TB)	AP (HM)		
	John Ionata (OT)	FN (HM), AP (HM)		
	Hassan Jones (WR)	AP (HM)		
	Pablo Lopez (OT)	FN (SO-3)		
	Martin Mayhew (CB)	FN (HM), AP (HM)		
	Paul McGowan (ILB)	FN (SO-2), AP (HM)		
	Gerald Nichols (DT)	AP (HM)		

CONSENSUS ALL-AMERICANS



Fred Biletnikoff
1964



Ron Sellers
1967




Ron Simmons
1979-80



Greg Allen
1983



Jamie Dukes
1985




Deion Sanders
1987

KEY -- AP-Associated Press; UPI-United Press International; FN-Football News; AFC-American Football Coaches; NEA-Newspaper Enterprises Association; TIME-Time Magazine; NY NEWS-New York Daily News; SH-Sports Illustrated; SN-Sporting News; FWA-Football Writers Association; KOD-Kodak; CAMP-Walter Camp; PFW-Pro Football Weekly; GRID-Gridiron; HI-Hartford Insurance; CH-Churchmans; US-Universal Sports; NCAA-NCAA Consensus; (1) First Team; (2) Second Team; (3) Third Team; (HM) Honorable Mention; (FR) Freshman Team; (SO) Sophomore Team

McGOWAN WINS 1987 DICK BUTKUS AWARD

Seminole Linebacker Also Wins Florida Amateur Athlete of the Year Honor . . .



McGowan poses with former Chicago Bears great Dick Butkus (center) and former Dallas Cowboy Leroy Jordan (right)

Inside linebacker Paul McGowan became the first FSU player to win a national award when he was named the 1987 Butkus Award winner. Calling it "the Heisman of the Bad Guys", McGowan accepted the award from the trophy's namesake at a black-tie dinner last December in the Orlando Peabody Hotel.

The 6-1, 230 pounder was a one-point winner over Ohio State's Chris Spielman in the trophy's third annual voting. He was selected by an 11-member national panel of sportswriters, broadcasters, NFL officials and former coaches.

McGowan won the award based on a senior season where he totaled 150 tackles, 97 of them unassisted and 11 behind the line of scrimmage. He led the FSU defense back to the national spotlight and helped the Seminoles to a number two national ranking and a 31-28 win over Nebraska in the Fiesta Bowl. He was named to the *Associated Press*, *Sporting News* and *Football News* first-team All-American squads.

Last April, McGowan was chosen as Florida's 1987 Amateur Athlete of the Year and honored at the state's annual Hall of Fame banquet in Lake City, Florida.

ALL-SOUTH INDEPENDENT

1968 First Team

QB Bill Cappleman
DB John Crowe
OT Jack Fenwick
LB Dale McCullers
FL Ron Sellers

1969 First Team

RB Tom Bailey
QB Bill Cappleman
LB Bill Lohse
DL Robert McEachern
TE Tim Tyson
DE Ron Wallace

1970 First Team

WR Rhett Dawson
C Allen Dees
DL Robert McEachern
DB James Thomas
QB Tommy Warren

Honorable Mention

RB Tom Bailey
P Duanie Carrell
KS Frank Fontes
LB Bill Lohse
DB Eddie McMillan

1971 First Team

WR Rhett Dawson
KS Frank Fontes
QB Gary Huff
LB Larry Strickland
DT Joe Strickler
DB James Thomas

Honorable Mention

DL Charles Hunt
DL Bill Shaw
DL Dan Whitehurst

1972 First Team

OG Phil Arnold
QB Gary Huff
RB Hodges Mitchell
TE Gary Parris
WR Barry Smith
LB Larry Strickland

Honorable Mention

DB James Thomas

1973 Honorable Mention

OT Don Sparkman

1974 First Team

LB Burt Cooper

WR Mike Shumann

Second Team

P Joe Downey
DL Greg Johnson
RB Larry Key

Honorable Mention

RB Leon Bright
OG Jeff Gardner
TE Joe Goldsmith

1975 First Team

OG Jeff Gardner
DB Bobby Jackson

Honorable Mention

RB Leon Bright
LB Aaron Carter
DT Willie Jones
RB Larry Key
DB Lee Nelson
WR Mike Shumann
QB Clyde Walker

1976 First Team

TE Ed Beckman
OT Jon Thames

1977 First Team

OG Wade Johnson
DE Willie Jones
RB Larry Key
WR Mike Shumann
DB Nat Terry

Second Team

P Bill Duley
MG Ron Simmons

Coach of the Year

Bobby Bowden

1978 First Team

WR Jackie Flowers
OG Mike Good
OT Nate Henderson
DE Willie Jones
MG Ron Simmons

Second Team

KS Dave Cappelen
QB Jimmy Jordan

1979 First Team

WR Jackie Flowers
OG Mike Good
OT Ken Lanier
DE Scott Warren
MG Ron Simmons

Second Team

DB Monk Bonasorte
DB Bobby Butler
PK Dave Cappelen
LB Reggie Herring
RB Mark Lyles

Coach of the Year

Bobby Bowden

1980 First Team

DB Monk Bonasorte
DB Bobby Butler
PK Bill Capece
OG Greg Futch
LB Reggie Herring
OT Ken Lanier
DT Mark Macek
P Rohn Stark

Second Team

DT Garry Futch
LB Paul Piorowski
RB Sam Platt

1981 First Team

DE Jarvis Coursey
C Tom McCormick
P Rohn Stark
OT Barry Voltapetti

Second Team

TE Sam Childers
DT Garry Futch
DB James Harris
RB Mike Whiting
RB Greg Allen

1982 First Team

RB Greg Allen
C Tom McCormick
DT Apphonso Carrekar
DB Harvey Clayton

Second Team

DB Larry Harris
WR Jessie Hester
QB Kelly Lowrey
OL Ricky Render
LB Ken Roe
RB Ricky Williams
LB Tommy Young

1983 First Team

RB Greg Allen
DT Alphonso Carrekar
C Tom McCormick

Second Team

OL Jamie Duker
OL John Ionata
WR Weegle Thompson

1984 First Team

RB Greg Allen
P Louis Berry
OG Jamie Duker
WR Jessie Hester
KS Derek Schmidt
ILB Henry Taylor

Second Team

OT John Ionata

1985 First Team

OG Jamie Duker
OT John Ionata
WR Hassan Jones
KS Derek Schmidt
ILB Paul McGowan
DT Isaac Williams

Second Team

OG Pat Tomberlin
TB Victor Floyd
CB Martin Mayhew
DT Gerald Nichols

1986 First Team

P Louis Berry
DT Gerald Nichols
TE Pat Carter
ILB Paul McGowan
CB Deion Sanders
OT Pat Tomberlin

Second Team

WR Herb Gainer
ILB Fred Jones
KS Derek Schmidt

1987 First Team

TE Pat Carter
DT Eric Hayes
ILB Paul McGowan
CB Deion Sanders
KS Derek Schmidt
TB Sammie Smith
OT Pat Tomberlin
OLB Terry Warren

Second Team

NG Odell Haggins
SE Herb Gainer
OG Jason Kuipers

ALL-TIME LETTERMEN

- A**
 Abraina, Phillip, 1967, 68, 69
 Adams, Hugh, 1949, 50
 Adams, Robert, 1978, 80
 Allen, Billy, 1981, 82, 83, 84
 Allen, Glenn, 1949
 Allen, Greg, 1981, 82, 83, 84
 Allen, Mike, 1972, 73, 74
 Amman, Richard, 1969, 70, 71
 Anderson, Bob, 1973
 Anderson, Bobby, 1971, 72, 73
 Andrews, Paul, 1959, 60, 61
 Andrews, Richie, 1987
 Anthony, Terry, 1986, 87
 Arnold, Jim, 1950, 51, 56, 57
 Arnold, Phil, 1971, 72, 73
 Ashley, Tracy, 1981, 82, 83
 Ashmore, Robert, 1969, 70, 71
 Askin, Ahmet, 1972, 73
 Avezzano, Joe, 1963, 64, 65
- B**
 Baggett, Leo, 1954, 55, 56, 58
 Bagnell, Clare (Bud), 1956, 57, 58, 59
 Bailey, Tom, 1968, 69, 70
 Bailey, Winfred, 1962, 63, 64
 Baker, Sam, 1950
 Banakas, Chris, 1947, 48, 49
 Barber, Bob, 1953, 54
 Barco, Barry, 1963, 64, 85
 Barnes, Mike, 1976, 77
 Barnes, Troy, 1954, 55, 56, 57
 Barnes, Wendell, 1947
 Barwick, Parrish, 1982, 84, 85, 86
 Bass, Theron, 1968, 69, 70
 Battaglia, Carmen, 1955, 56, 57, 58
 Beckman, Ed, 1973, 74, 75, 76
 Bengston, Brian, 1970
 Benner, Wayne, 1950, 51
 Bennett, Edgar, 1987
 Benson, Joe, 1966, 67, 68
 Berry, Louis, 1983, 84, 85, 86
 Beville, Steve, 1969
 Bibant, Maury, 1953, 64, 65
 Bickford, Roy, 1959, 60, 61
 Bigbie, Abner, 1958, 59, 60
 Biletnikoff, Fred, 1962, 63, 64
 Bisbee, Hamilton, 1955, 56, 57
 Bishop, William, 1947
 Black, Jimmy, 1973, 74, 76
 Blankenship, Buddy, 1965
 Blatt, Mike, 1965, 66, 67
 Blazovich, Mike, 1960, 61, 62
 Bloodworth, Steve, 1983
 Bonasorte, Monk, 1977, 78, 79, 80
 Booth, Charles, Jr., 1951, 52, 53
 Bons, Frederick, 1947
 Bowden, Jeff, 1981, 82
 Boyer, George, 1952, 53, 56, 57
 Bradley, Preston, 1950, 51
 Braggins, David, 1965, 66
 Brannan, Tom, 1979, 80, 81
 Bratton, Steve, 1970, 71, 72, 73
 Bright, Leon, 1974, 75, 76
 Bringer, Harry, 1949, 50, 51, 52
 Brinkley, Larry, 1961, 62, 63
 Brown, Bill, 1955, 56, 57, 58
 Brown, Charlie, 1951, 52
 Brown, Mack, 1972, 73
 Brown, John, 1966, 87
 Brown, Tommy, 1950, 51, 53
 Browning, Bob, 1947, 48
 Brownlee, Roger, 1981, 82
 Bruner, Jerry, 1961, 62, 63
 Bryant, Buddy, 1947, 50, 53
 Bryant, Phillip, 1965
 Bugar, Mike, 1965, 67, 68
 Burkhardt, Bill, 1966
 Burnett, Ken, 1980, 81, 82
 Burt, Bobby, 1968
 Burton, Clint, 1966, 67, 68
 Butler, Bobby, 1977, 78, 79, 80
 Butler, LeRoy, 1987
 Butts, Marion, 1987
- C**
 Cahoon, Phil, 1973, 74
 Calhoun, Charles, 1961, 62, 63
 Campbell, Allen Dale, 1981, 82
 Campbell, Bill, 1965, 66
 Campbell, Curt, 1950, 51, 52
 Camps, Joe, 1974, 75, 76
 Capece, Bill, 1977, 78, 79, 80
 Cappelen, Davy, 1976, 77, 78, 79
- Cappleman, Bill, 1968, 69
 Carballo, Manny, 1982
 Carnes, George, 1952
 Carnes, Robert T., 1957
 Carollo, Phil, 1986, 87
 Carreker, Alphonso, 1980, 81, 82, 83
 Carrell, Duane, 1969, 70, 71
 Carter, Aaron, 1974, 75, 76, 77
 Carter, Dexter, 1986, 87
 Carter, Keith, 1986, 87
 Carter, Pat, 1984, 85, 86, 87
 Carter, Walter, 1976, 77, 78, 79
 Carter, Wes, 1947
 Gausey, Jim, 1962, 63
 Caven, Jay, 1976, 77
 Chaudron, Ralph, 1947, 48, 49
 Chavers, Lenny, 1981, 83, 84, 85
 Cherry, Gator, 1976, 77
 Cheshire, Bill, 1967, 68
 Childers, Sam, 1978, 79, 80, 81
 Cicalese, Pat, 1984
 Clark, Ed, 1985
 Clayton, Harvey, 1980, 81, 82
 Coffield, Randy, 1973, 74, 75
 Coggin, Redus, 1980, 81, 82
 Coker, Kirk, 1984, 85
 Coleman, Jerry, 1981, 82
 Colleman, Jug, 1948
 Collier, Danny, 1980
 Cone, Ken, 1959, 60
 Conrad, Harold, 1947
 Conway, Pat, 1984, 85, 86
 Cooper, Burt, 1972, 73, 74
 Coppess, Ron, 1974
 Corcoran, Dan, 1976
 Corral, Kent, 1970, 71
 Corso, Lee, 1953, 54, 55, 56
 Costello, Jim, 1947
 Coursey, Jarvis, 1978, 79, 80, 81
 Cox, Billy, 1966, 67, 68
 Cox, Gene, 1955
 Craig, John, 1954, 55, 57, 58
 Crenshaw, Bob, 1952, 53, 54, 55
 Crona, Joe, 1947, 48
 Crowe, John, 1966, 67, 68
 Cullom, Bill, 1954
 Curchin, Jeff, 1968, 69
- D**
 D'Alessandro, George, 1963, 64, 65
 Daly, Bill, 1961, 62, 63
 Dane, Doug, 1975, 76, 77
 Daniel, Jim, 1959, 60, 61
 Daniels, Dan, 1971
 Darsey, Bruce, 1960, 61, 62
 Davis, Bo, 1958
 Davis, Bob, 1983
 Davis, Brian, 1985, 86
 Davis, Danish, 1981, 82
 Davis, Ed, 1971, 72, 73
 Davis, George, 1959
 Davis, Larnell, 1947
 Davison, Mike, 1972, 73, 74
 Dawkins, Bil, 1948, 49, 50, 51
 Dawsey, Lawrence, 1967
 Dawson, Bill, 1962, 63, 64
 Dawson, Rhett, 1969, 70, 71
 DeCosmo, James, 1947
 Dees, Allen, 1970, 71, 72
 DeFrancesco, Frank, 1980, 81
 DeMaria, John, Jr., 1970, 71, 72, 73
 Dennis, Wendell, 1950
 Denson, Dwayne, 1984
 Dilsaver, Ed, 1947
 DiMare, Scott, 1986
 Dobasz, Stan, 1952, 53, 56, 57
 Dodge, Dedrick, 1986, 87
 Donatelli, Donald, 1959, 60, 61
 Dowell, J. D., 1983, 84
 Downey, Joe, 1972, 73, 74
 Driver, Bill, 1950, 51, 52
 Duckworth, Bob, 1949
 Dukes, Jamie, 1982, 83, 84, 85
 Duley, Bill, 1975, 76, 77
- E**
 Eaford, John, 1984, 86
 Eagerton, Terry, 1967, 68
 Eason, Chuck, 1966, 67, 68
 Edwards, Jack, 1952, 63, 64
 Ehler, Howard, 1963, 64, 65
 Elam, Bobby, 1972, 73
 Elliot, Chuck, 1966, 67, 68
 Elliot, Robert, 1955, 56
- El Shahawy, Magdi, 1987
 Espenship, Jack, 1958, 59
 Eubanks, Norman, 1948, 49, 50
 Everett, Jimmy, 1972, 73, 74, 75
- F**
 Falvo, Tony, 1974, 75
 Feamster, Tom, 1954, 55
 Feely, Eddie, 1960, 61, 62
 Fenner, Lane, 1966, 67
 Fenwick, Jack, 1966, 67, 68
 Fergers, Bob, 1947
 Ferguson, Charles, 1978
 Ferguson, Chip, 1985, 86, 87
 Flick, Happy, 1960
 Filchock, John, 1948
 Flore, Dano, 1971
 Fiveash, Bobby, 1951, 52, 53
 Flasher, Tim, 1984
 Flowers, Jackie, 1976, 77, 78, 79
 Floyd, Don, 1962, 63, 64
 Floyd, Victor, 1985, 86, 87
 Fontes, Frank, 1970, 71
 Fotjik, Brad, 1982, 83
 Fountain, Bob, 1956, 57, 58
 Fox, Ed, 1948
 Foy, Walter, 1948, 49
 Freeman, Corian, 1987
 Fucarino, Dan, 1976
 Futch, Gary, 1979, 80, 81
 Futch, Greg, 1977, 78, 79, 80
- G**
 Gabbard, Steve, 1985, 86, 87
 Gainer, Herb, 1984, 85, 86, 87
 Gardner, Jeff, 1973, 74, 75
 Garvin, Terry, 1964, 65
 Gavin, Stan, 1982
 Gaydos, Kent, 1969, 70, 71
 Giardino, Wayne, 1964, 65, 66
 Gibbs, Shane, 1970, 71, 72
 Gibson, Vinco, 1954, 55
 Gilberg, Leonard, 1947
 Gilbert, James, 1978, 79, 80, 81
 Gildea, Steve, 1968, 69, 70
 Gilman, Brent, 1968, 69
 Gladden, Don, 1950
 Glass, Chip, 1966, 67, 68
 Glass, Mike, 1970, 71, 72
 Glisson, Guy, 1969, 70, 71
 Glisson, Doug, 1973
 Goldsmith, Joe, 1972, 73, 74
 Good, Mike, 1976, 77, 78, 79
 Graganella, Jim, 1983
 Graham, Billy, 1953, 54
 Graham, Jerry, 1956, 57, 58
 Grant, Donald, 1947, 48
 Grant, Kevin, 1986, 87
 Gray, Darryl, 1982, 84, 85
 Gray, Hector, 1978, 79
 Gray, Eddie, 1950
 Gray, Mike, 1968
 Green, Carl, 1953, 54
 Green, Larry, 1955, 66, 67
 Gridley, Buddy, 1969, 70, 71
 Griffin, Chris, 1973, 74, 75
 Griffin, Kevin, 1983
 Griggley, Terry, 1984
 Grimes, Fred, 1959, 60, 61
 Griner, John, 1952, 55
 Grossman, Rin, 1949
 Gunter, Bill, 1967, 68
 Gunter, Cliff, 1961, 62, 64
 Gurr, Doug, 1966, 67, 68
 Guthrie, Grant, 1967, 68, 69
- H**
 Hadley, John, 1985, 86
 Haggins, Odell, 1986, 87
 Hall, Phillip, 1982, 83
 Hall, Randy, 1968, 69
 Hammond, Kim, 1966, 67
 Hanks, David, 1977
 Hanna, Warren, 1981, 82
 Hardy, Jack, 1958, 59, 60
 Harlee, John, 1961, 62
 Harlow, Brian, 1982
 Harmeling, John, 1973, 76
 Harp, Herbert, 1982, 83
 Harp, Thomas, 1986, 87
 Harris, James, 1979, 80, 81
 Harris, Larry, 1980, 81, 82
 Harris, Wes, 1965
 Harrison, Bruce, 1974, 75, 76
 Hart, Ken, 1966, 67, 68
- Haskin, Jack, 1947
 Hayes, Eric, 1986, 87
 Hayes, Felton, 1985, 86, 87
 Hebron, Tim, 1985, 86
 Heggie, Bruce, 1983, 84, 85, 86
 Heggins, Jimmy, 1974, 75, 76, 77
 Henderson, Gerald, 1955, 56, 57
 Henderson, Nat, 1977, 78
 Hendley, Jim, 1984, 85, 86
 Henry, Ferrell, 1961, 62, 63
 Henry, Gary, 1978, 79, 80, 82
 Henson, Bill, 1970, 71
 Hermann, Dick, 1982, 83, 64
 Herring, Reggie, 1978, 79, 80
 Hester, Jessie, 1981, 82, 83, 84
 Hester, Ron, 1980, 81
 Hewitt, Ted, 1948, 49, 50
 Hiatt, Phil, 1968
 Hillbrand, Tom, 1960, 61, 62
 Hinson, Ron, 1959
 Holloman, Darnin, 1984, 85, 86
 Holloman, Tanner, 1985, 86
 Holt, Joe, 1953, 54, 55, 56
 Holton, Steve, 1957, 58
 Hood, Larry, 1960, 61
 Hooks, Jim, 1957, 58, 59
 Hosack, John, 1965, 66
 Houston, Rick, 1980
 Howell, Bobby, 1970
 Huey, Mac, 1950, 51, 52
 Huff, Gary, 1970, 71, 72
 Huggatt, Ernie, 1950, 51
 Hughes, Bill, 1968
 Hughes, Harry, 1947
 Humes, Earl, 1973, 74
 Hunt, Charlie, 1970, 71, 72
 Hunter, Ivory Joe, 1977, 78, 79
 Hurst, John, 1966
- I**
 Ionata, John, 1982, 83, 84, 85
 Ionata, Joe, 1986, 87
 Italiano, Nelson, 1950, 51, 52
- J**
 Jackson, Bobby, 1974, 75, 76, 77
 Jackson, Lenx, 1983
 Jacobi, Howard, 1971, 72
 Jacobs, Charlie, 1956
 Jacobs, Greg, 1984
 Jacobs, Jerry, 1952, 53, 54, 55
 Jarrett, James, 1969, 70, 71
 Jax, Garth, 1982, 83, 84, 85
 Johns, John, 1947, 48, 49
 Johnson, Bob, 1939
 Johnson, Eddie, 1955, 56, 57
 Johnson, Greg, 1973, 74, 75
 Johnson, Hardis, 1979, 80
 Johnson, Homes, 1979
 Johnson, Reggie, 1987
 Johnson, Tony, 1981, 82, 83
 Johnson, Wade, 1974, 75, 76
 Johnson, Wayne, 1967, 68, 69
 Johnston, Duke, 1967, 68, 69
 Jones, Bob, 1972, 73, 74
 Jones, Cedric, 1981, 82, 83, 84
 Jones, Clatis, 1983, 84, 85
 Jones, Donovan, 1967
 Jones, Fred, 1983, 84, 85, 86
 Jones, Hassan, 1982, 83, 84, 85
 Jones, Jerry, 1965, 66, 67
 Jones, Keith, 1978, 79, 80
 Jones, Larry, 1973
 Jones, Phil, 1973, 74, 75
 Jones, Willie, 1975, 76, 77, 78
 Jordan, Jimmy, 1976, 77, 78, 79
- K**
 Kaiser, Randy, 1973, 74
 Kalenich, Steve, 1950, 51, 52, 53
 Kalfas, Chris, 1947, 48
 Karlowicz, John, 1951
 Kendall, Dick, 1948
 Kendrick, Dub, 1948, 49, 50
 Kastner, Ken, 1968, 69, 70
 Key, Larry, 1974, 75, 76, 77
 Keyes, Robert, 1976
 Kimber, Bill, 1957, 58
 Kincaid, Mike, 1975, 76, 77, 78
 Kinderman, Keith, 1961, 62
 King, Grady, 1978, 79, 80
 King, Ronnie, 1953, 54
 Kinnaman, Joe, 1966, 67
 Kinman, Joe, 1966, 67
 Kinsey, Rocky, 1982, 83, 84

THE RECORD BOOK

- Kiesan, Larry, 1965, 66
 Kiesner, Mike, 1974, 75, 76
 Kleisus, Steve, 1959, 60, 61
 Kolbus, Marty, 1965
 Kratzert, Bill, 1947
 Kuipers, Jason, 1986, 87
- L**
 Lamb, Ray, 1958, 59, 60
 Lanahan, John, 1969, 70, 71
 Lanier, Ken, 1977, 78, 79, 80
 LaSane, Bruce, 1987
 Lazzaro, Greg, 1976, 77
 Leggett, Jeff, 1974, 75, 76
 Leonard, Bud, 1953, 54, 55, 56
 Levings, John, 1960, 61, 62
 Lewis, Buzzy, 1971, 72, 73
 Lewis, Ronald, 1986, 87
 Lockard, Ed, 1950
 Lotfin, Jim, 1952
 Logan, Randy, 1968, 69
 Lohse, Bill, 1968, 69, 70
 Lombardi, Carmine, 1950
 Loner, Frank, 1966, 67, 68
 Lopez, Pablo, 1984, 85
 Loucks, Garry, 1972
 Lowe, Ron, 1969
 Lowrey, Kelly, 1981, 82, 83
 Luna, Howard, 1964, 65
 Lyles, Mark, 1976, 77, 78, 79
- Mc**
 McClure, Don, 1947
 McCormaughay, John, 1960, 61, 62
 McCormick, Gene, 1958, 59
 McCormick, Tom, 1961, 62, 83
 McCoy, Jerome, 1984
 McCrary, Brian, 1992, 83, 84
 McCullers, Dale, 1966, 67, 68
 McDougall, Tom, 1973
 McDowell, Bill, 1963, 64, 65
 McDowell, Gene, 1960, 61, 62
 McDuffie, Wayne, 1955, 65, 67, 68
 McEachern, Robert, 1968, 69, 70
 McGee, Joe, 1957, 58
 McGowan, Mike, 1972
 McGowan, Paul, 1984, 85, 86, 87
 McKinnie, J. W., 1968, 70, 71
 McKinnon, Bobby, 1973, 74, 75
 McKinnon, Dennis, 1980, 81, 82
 McLean, John, 1980, 81, 82, 83
 McLean, Richard, 1964, 66, 67
 McLean, Scott, 1979, 80, 81
 McManus, Danny, 1985, 86, 87
 McMillan, Charles, 1947
 McMillan, Eddie, 1970, 71, 72, 73
 McMillan, Jack, 1947
 McNease, Y.C., 1961, 62
 McPhillips, Billy, 1973, 74, 75, 76
- M**
 Macak, Mark, 1977, 78, 79, 80
 Mack, Kim, 1962, 63, 84
 MacLean, Ken, 1947, 48, 49
 MacKenzie, Dale, 1962, 63, 64
 Madden, John, 1978, 79, 80, 81
 Magalski, Paul, 1959, 70, 71
 Majors, Joe, 1957, 58, 59
 Makowiecki, Al, 1953, 54
 Makiewicz, James, 1972, 73
 Maloy, Rudy, 1973, 74, 75, 76
 Malloy, Duke, 1949, 50
 Manpan, Bob, 1964, 65, 66
 Mankins, Jim, 1965, 66
 Mann, Ed, 1952
 Manuel, Bo, 1947, 48, 49
 Marcus, Frank, 1948
 Marcus, Joe, 1948, 49
 Massey, Harry, 1953, 54
 Massey, Jim, 1963, 64, 65
 Mathieson, Steve, 1974, 75, 76
 Matt, Prince, 1982, 83
 Matthews, Jay Mac, 1965, 66
 May, Monte, 1948, 49, 50
 Mayhew, Martin, 1984, 85, 86, 87
 Mead, Addison, Jr., 1947
 Melton, Leonard, 1947, 48, 49
 Menendez, Bob, 1966, 67
 Merson, Bob, 1980, 81, 82
 Merson, Scott, 1982
 Meseroll, Mark, 1975, 77
 Meseroll, Scott, 1973, 74
 Messer, Doug, 1961, 62, 63
 Messinese, Jimmy, 1952, 53, 54
 Metts, Buck, 1953, 54, 55, 56
 Meyer, Carl, 1959, 60
 Middlebrooks, D.L., 1947
 Miles, David, 1971, 72
 Miller, Fred, 1973, 74, 75
 Milligan, Pat, 1981, 82, 83
 Mindin, Jeremy, 1978, 79
 Minor, Roger, 1970, 71
 Mitchell, Doug, 1969
 Mitchell, Hodges, 1972, 73
- Mobley, Orson, 1962
 Montgomery, George, 1969
 Montgomery, Hal, 1966, 67, 68
 Montgomery, Howell, 1966, 67, 68
 Montgomery, John, 1969, 70, 71
 Moore, Ron, 1958, 59
 Moore, Ron, 1983
 Moss, Anthony, 1987
 Moran, Terry, 1958
 Moreman, Bill, 1965, 66, 67
 Morrical, Jerry, 1949
 Morris, Dan, 1983, 84
 Mosley, Ted, 1967, 68
 Mowatt, Zeke, 1980, 81, 82
 Munroe, Art, 1969, 70
 Murdock, Les, 1963, 64
 Murphy, John, 1972, 73, 74
 Musseleman, Bill, 1954, 55, 56, 57
 Mustain, Don, 1959
- N**
 Narramore, Lee, 1964
 Newell, Greg, 1984, 85, 86, 87
 Nichols, Gerald, 1982, 84, 85, 86
 Nicklaus, Steve, 1983
 Nellums, Bob, 1956, 57
 Nelson, Les, 1974, 75
 Norris, Brent, 1971
- O**
 Odom, Billy, 1954, 55, 56
 Oglesby, Paul, 1972
 Olsen, Jim, 1953
 O'Malley, Tom, 1965, 66, 67
 O'Neal, Earl, 1950, 51, 52
 O'Neil, Rick, 1970, 71, 72
 Orlando, Mark, 1973
 Osha, Dwight, 1949, 50
 Osteen, Billy, 1947
 Overby, Roger, 1974, 75, 77
- P**
 Pacifico, Al, 1953, 54, 55, 56
 Page, Mike, 1967
 Paige, Lee, 1982
 Paolic, Gary, 1966, 67, 68
 Palermo, John, 1972, 73
 Palmer, David, 1984, 85, 86, 87
 Panton, Pete, 1983, 84, 85
 Parish, Red, 1947, 48, 49
 Parker, Clint, 1970, 71
 Parks, John, 1985, 86
 Parris, Gary, 1970, 71, 72
 Parrish, Joe, 1963, 64, 65
 Passwaters, Earl, 1972, 73
 Pederson, Don, 1968, 69, 70
 Pell, John, 1968, 69
 Pendleton, Larry, 1966, 67, 68
 Pennia, Charles, 1965, 66
 Pennie, Frank, 1963, 64, 65
 Peterson, Dick, 1948, 49
 Petko, Joe, 1963, 64, 65
 Philip, Gerald, 1956, 57
 Pickard, Fred, 1958, 59
 Pickens, Chuck, 1967
 Pittman, John, 1967, 68
 Pitts, David, 1964
 Plurovaski, Paul, 1977, 78, 79, 80
 Platt, Sam, 1978, 79, 80
 Polak, Nat, 1951, 52
 Pope Edwin, 1965, 66
 Pope, Melvin, Jr., 1957
 Ponder, David, 1980, 81, 82, 83
 Porter, Dave, 1974, 75, 76
 Pounds, Greg, 1972, 73
 Powell, Cliff, 1950
 Powell, Don, 1952, 53, 54, 55
 Prescott, Billy, 1976
 Prestwood, Tom, 1972
 Pritchett, Ed, 1963, 64, 65
 Prior, Brad, 1976
 Prinzl, Vic, 1954, 55, 56, 58
 Proctor, C.N., 1947
 Proctor, William Lee, 1955
- Q**
 Quigley, Bill, 1947, 48
 Quitley, Ed, 1947
 Quinn, John, 1949
- R**
 Ragans, Bill, 1987
 Ragins, Smokey, 1973, 74, 75
 Rainey, Reese, 1971
 Ramsey, Greg, 1977, 78, 79
 Ratliff, Floyd, 1967
 Ratliff, Ron, 1970, 71, 72, 73
 Reddick, Ernie, 1948, 49
 Render, Ricky, 1981, 82, 83
 Rands, Mike, 1981, 82
 Renn, Bobby, 1956, 57, 58
 Restivo, Sam, 1981, 82, 83
 Reynolds, Burt, 1954
 Reynolds, Detroit, 1973, 74, 75, 76
 Rhodes, Bill, 1968, 67, 68
 Rice, Barry, 1968, 69, 70
- Rice, Beryl, 1988, 69, 70
 Richardson, Bill, 1965
 Richardson, Ed, 1977, 78, 79
 Ridings, Jeff, 1974, 75, 76
 Rippe, Marty, 1985, 86, 87
 Riley, Eric, 1981, 83, 84
 Rimby, Bill, 1969, 70, 71
 Rippelle, Jerry, 1983, 84
 Riser, Butch, 1966
 Risk, Alan, 1975, 76
 Rivas, Vic, 1974, 75, 76
 Roberson, Ulysses, 1983, 84
 Roberts, David, 1987
 Roberts, Gene, 1961, 62
 Roberts, Marion, 1961, 62, 63
 Roberts, Oscar, 1971, 72
 Roberts, Pete, 1965, 66, 67
 Robinson, Chuck, 1961, 62, 63
 Robinson, Terry, 1985
 Rodrigue, Ted, 1955, 56, 57
 Roe, Ken, 1981, 82, 83
 Rogars, Ramon, 1958, 59
 Romeo, Tony, 1958, 59, 60
 Ross, Keith, 1985, 86, 87
 Rountree, Phil, 1947
 Rushing, Tom, 1975, 76, 77
 Russell, Kenneth, 1960, 61, 62
 Rust, Benny, 1969, 70
 Ryan, Eric, 1980, 81, 82
- S**
 Salva, Mark, 1984, 85, 86, 87
 Sammons, Mike, 1969, 70
 Sanders, Deion, 1985, 85, 87
 Sanders, Tracy, 1965, 66, 67
 Sanders, Terry, 1976, 77, 78, 79
 Sawyer, Bill, 1974, 75, 76
 Schmelz, Bob, 1948, 49, 50, 51
 Schmidt, Brian, 1975, 76, 77, 78
 Schmidt, Derek, 1984, 85, 86, 87
 Schomburger, Ron, 1954, 55, 56, 57
 Schrenker, Dave, 1985, 86
 Schuchts, Bart, 1986, 87
 Scott, Arthur, 1977, 78, 79, 80
 Scott, Carlton, 1984
 Scott, Stanley, 1983, 84, 85
 Sellers, Don, 1960
 Sellers, Mike, 1950, 51
 Sellers, Ron, 1966, 67, 68
 Sexton, Billy, 1973
 Shaw, Bill, 1969, 70, 71, 72
 Sheppard, John, 1956, 57, 58
 Shinholar, Jack, 1963, 64, 65
 Shively, Randy, 1972
 Shiver, Stan, 1968, 69
 Shumann, Mike, 1974, 75, 77
 Simmons, Ron, 1977, 78, 79, 80
 Sims, Jim, 1960, 61, 62
 Singletary, J. Keith, 1975, 76
 Slay, Steve, 1962
 Slicker, Tom, 1960, 61, 62
 Smeley, Anthony, 1993, 84
 Smith, Abe, 1976, 77
 Smith, Barry, 1970, 71, 72
 Smith, Kelvin, 1967
 Smith, Mike, 1978, 79, 80
 Smith, Sammie, 1986, 87
 Smith, Tony, 1982, 83, 84, 85
 Snell, David, 1970, 71, 72
 Snipes, Roosevelt, 1983, 84
 Snyder, Dave, 1961, 62, 63
 Solomon, Jesse, 1984, 85
 Southwood, Keith, 1984, 85
 Sowers, Craig, 1970
 Sporkman, Don, 1971, 72, 73
 Solvey, John, 1957, 58, 59
 Sooner, Phil, 1963, 64, 65
 Staab, Ray, 1954
 Stark, Rohn, 1978, 79, 80, 81
 Stephens, John, 1964, 65, 66
 Stewart, Alan, 1987
 Stewart, Mike, 1976, 77
 Stiehl, Eric, 1984, 85, 86
 Strickland, Larry, 1970, 71, 72
 Strickler, Joe, 1969, 70, 71
 Stockton, Andy, 1974, 75
 Stockstill, Rick, 1979, 80, 81
 Stokes, Jay, 1969, 70, 71
 Strauss, Buddy, 1948, 49
 Stroud, Todd, 1983, 84, 85
 Sumner, Avery, 1962, 63, 64
 Sumner, Walter, 1966, 67, 68
 Sutton, Lenny, 1986
 Swannic, Len, 1953, 54, 55, 56
 Swaszowski, Bob, 1958, 59, 60
 Sysma, Henry, 1962
 Szczepank, Vic, 1949, 50, 51, 52
- T**
 Tanks, Michael, 1988, 87
 Taylor, Henry, 1981, 82, 83, 84
 Taylor, Jimmy Lee, 1951, 52, 53, 54
 Taylor, Rick, 1983
- Taylor, Thurston, 1965, 66, 67
 Tensi, Steve, 1962, 63, 64
 Terry, Nat, 1976, 77
 Thames, Jon, 1973, 74, 75, 76
 Tharpe, Al, 1947
 Thomas, Curtis, 1985, 86
 Thomas, Danny, 1968, 69
 Thomas, Eric, 1983, 84, 85
 Thomas, James, 1970, 71, 72
 Thomas, Rudy, 1974, 75, 76
 Thompson, Jim, 1982, 83, 84
 Thompson, Roy, 1951
 Thompson, Shelton, 1966, 67
 Thompson, Weagla, 1981, 82, 83
 Tiltman, George, 1960
 Tombarlin, Pat, 1985, 86, 87
 Treddo, Jim, 1954
 Trancygier, Ed, 1960, 61
 Tully, Jack, 1947, 48
 Turk, Richard, 1950, 51, 52
 Tuten, Rick, 1986, 87
 Tyre, Bill, 1961, 62
 Tyson, Jim, 1968, 69, 70
- U**
 Uimer, Al, 1957, 58, 59
 Unglaub, Kurt, 1976, 77, 78, 79
 Ulrich, Bob, 1964, 65
 Urquhart, Whitney, 1948, 49
- V**
 Verbinski, Joe, 1959, 60, 61
 Versipile, Pat, 1955, 56
 Volun, Frank, 1967, 68, 69
 Votipelt, Barry, 1960, 61
- W**
 Wachtel, John, 1961, 62, 63, 64
 Walker, Clyde, 1975, 76, 77
 Walker, Stan, 1967, 68, 69
 Wallace, Lou, 1957
 Wallace, Ron, 1968, 69, 70
 Wallace, Wade, 1978, 79
 Waller, H.T., 1966
 Warren, Scott, 1976, 77, 78, 79
 Warren, Terry, 1984, 85, 86, 87
 Warren, Tommy, 1968, 69, 70
 Watson, John, 1947
 Weaver, Billy, 1955, 56, 57
 Wells, Chuck, 1985
 Wesley, Gil, 1977, 78, 79
 West, Tom, 1962, 63, 64
 Wesel, Joe, 1982, 83, 84
 Wetherell, T.K., 1985, 86, 87
 Wettstein, Max, 1963, 64, 65
 Wheeler, Tom, 1982, 83
 Whigham, Frank, 1970, 71
 White, Gaylon, 1984, 85, 86
 White, Randy, 1985, 86, 87
 White, Tom, 1969, 70
 Whitehead, Bud, 1958, 59, 60
 Whitehead, Willie, 1960
 Whitmer, Bob, 1951
 Whiting, Mike, 1976, 78, 80, 81
 Widner, Terry, 1982, 83
 Williams, Alphonso, 1985, 86, 87
 Williams, Anthony, 1986
 Williams, Blair, 1981, 62
 Williams, Brian, 1981, 82, 83, 84
 Williams, Dayne, 1986, 87
 Williams, Del, 1964, 65, 66
 Williams, Dick, 1947
 Williams, Eric, 1984, 85, 86, 87
 Williams, Isaac, 1982, 83, 84, 85
 Williams, Phil, 1978, 79, 80, 81
 Williams, Ricky, 1979, 80, 81, 82
 Williams, Waldo, 1975, 76
 Williamson, Larry, 1965, 66
 Wills, Peter Tom, 1986
 Wilmot, Horace, 1983
 Woodrich, Bob, 1950, 51, 52
 Woodham, Wally, 1977, 78, 79
 Woodford, Gary, 1975, 76
 Wootan, Jerry, 1963
 Wyche, John, 1987
- Y**
 Yeldell, Bill, 1968
 Yeomans, Tony, 1986, 87
 Young, Tommy, 1981, 82
- Z**
 Zafirran, Ted, 1969, 70
 Zion, Harvey, 1968, 67, 68

RON SELLERS CHOSEN FOR COLLEGE FOOTBALL'S HALL OF FAME



In December of this year, Ron Sellers will be the first Seminole inducted into the College Football Hall of Fame. He is one of 11 chosen from schools across the nation for that honor.

The second leading receiver in the history of college football (Tulane's Marc Zeno broke Sellers' record in 1987 after it had stood for some 20 years), Sellers accounted for 3,598 yards on 212 receptions during the seasons of 1966, 67 and 68. Sellers averaged 119.9 yards per game over his career and caught passes in a record 30 consecutive games. He had 18 100-yard receiving days and five 200-yard games. Seven times during his three-year career Sellers caught 13 or more passes, including 16 against South Carolina during the 1968 season. In his last regular season game, the 6-4 consensus All-American caught 14 passes for 260 yards and five touchdowns in a 42-24 win over Wake Forest.

The Seminoles played in three bowl games during the Sellers' era and in a 17-17 tie with Penn State in the 1967 Gator Bowl, the Jacksonville native caught 14 passes and the game's first touchdown. A player who was first labeled "can't play, too fragile" by then-head coach Bill Peterson, Sellers later was deemed by 30-year assistant Bob Harbison as "simply the best college receiver I ever saw". Sellers' #34 jersey is one of three FSU football numbers that have been retired.

FRED BILETNIKOFF FIRST SEMINOLE IN PRO FOOTBALL HALL OF FAME

For more than 20 years of high school, college and pro football, Fred Biletnikoff played just one position - wide receiver. He had no desire to play anywhere else. "I would be lost if I were ever told to do anything on a football field except catch passes," he once said.

He started catching passes at Technical Memorial High School in Erie, Pa. and continued at Florida State and with the Oakland Raiders.

When his 14-year pro career came to an end after the 1978 season, Biletnikoff had amassed 589 receptions, seventh on the all-time pass receiving list. He had converted those catches into 8,974 yards and 76 touchdowns. The Raiders never had a losing season while Biletnikoff was on the roster; he caught more than 40 passes 10 straight years and his 77 touchdowns are the most ever scored by a Raider.

Fred was formally inducted into the Pro Hall of Fame in a July 30 ceremony on the front steps of the Hall. He was joined by Mike Ditka, Jack Ham and Alan Page.

Although he lacked breakaway speed, Biletnikoff proved throughout his career that his intangibles more than made up for his speed. Florida State head coach Bill Peterson offered him a scholarship out of high school and by his junior season, he began to form a dynamic pass-catch duo with quarterback Steve Tensi. As a senior in 1964, Biletnikoff was fourth in the nation with 57 receptions for 11 touchdowns. A consensus All-American, he capped a super year by catching four TD passes in Florida State's Gator Bowl victory over Oklahoma. His #25 is one of three football numbers retired by FSU.

It also took Biletnikoff time to prove himself in the pros. "Every scouting report we had was fantastic," said Al Davis, the Raiders' managing general partner. "They all said Fred was outstanding in college, but they questioned his speed." Nevertheless, the Raiders selected him in the second round of the 1965 draft.

As a rookie, the 6-1, 190 pounder caught 24 passes for 331 yards but his 1966 campaign was cut short when he tore up his knee. It was in that third year where he began to make his mark in pro football, catching 40 passes for 895 yards and five TDs as the Raiders went to the AFL championship. He was never anything but a star after that, making the AFL all-star team twice and being named to four AFC-NFC Pro Bowls in five years. He played in nine AFL/AFC title games, two Super Bowls and was MVP in Super Bowl XI. Today, Biletnikoff is second in the NFL post-season record book for receptions (70), yardage (1,167) and TDs (19).



SEMINOLES' ALL-TIME NFL LIST

Player	Team	Year	Draft Round/ How Obtained	Player	Team	Year	Draft Round/ How Obtained	
Greg Allen (RB)	Cleveland Browns	1985	2nd (1985)	Hassan Jones (WR)	Baltimore Colts	1978	Free Agent	
Richard Amman (DE)	Baltimore Colts	1972-73	Free Agent	Willie Jones (DE)	Minnesota Vikings	1986-87	4th (1986)	
Joe Avezzano (C)	New England Patriots	1966	6th (1966)	Ken Lanier (OT)	Oakland Raiders	1979-82	2nd (1979)	
Tom Bailey (RB)	Philadelphia Eagles	1971-74	10th (1971)	Mark Messeroli (T)	Denver Broncos	1981-87	4th (1981)	
Ed Beckman (TE)	Kansas City Chiefs	1977-84	Free Agent	Jim Jenkins (RB)	New Orleans Saints	1978	Free Agent	
Fred Biletnikoff (WR)	Oakland Raiders	1965-78	2nd (1968)	Joe Majors (DB)	Atlanta Falcons	1967	Waivers from Lions (Packers-12th-1965)	
Leon Bright (RB)	New York Giants	1981-83	Free Agent	Dale McCullers (LB)	Houston Oilers	1960	Free Agent	
Bobby Butler (CB)	Tampa Bay Buccaneers	1984-85	Free Agent	Dennis McKinnon (WR)	Miami Dolphins	1969	12th (1969)	
Bill Capece (KS)	Atlanta Falcons	1981-87	1st (1981)	Scott McLean (LB)	Chicago Bears	1983-87	Free Agent	
Alfonso Carreker (DT)	Green Bay Packers	1984-87	1st (1984)	Eddie McMillan (CB)	Dallas Cowboys	1983	Free Agent	
Duane Carrell (P)	Tampa Bay Buccaneers	1984-87	Free Agent	Zeke Mowatt (TE)	Los Angeles Rams	1973-75	4th (1973)	
Bill Cappelman (QB)	Dallas Cowboys	1974	Free Agent	Les Murdock (KS)	Seattle Seahawks	1976-77	Free Agent	
Harvey Clayton (CB)	Los Angeles Rams	1975	Free Agent	Gerald Nichols (DT)	Buffalo Bills	1978	Free Agent	
Randy Goffield (LB)	New York Jets	1976-77	Free Agent	David Ponder (DT)	New York Giants	1983-87	Free Agent	
Bert Cooper (LB)	St. Louis Cardinals	1977	Free Agent	Bobby Renn (DB/WR)	New York Giants	1967	Free Agent	
Jeff Cutchin (OG)	Minnesota Vikings	1970	2nd (1970)	Eric Riley (DB)	St. Louis Cardinals	1976-85	15th (1976)	
Bill Dawson (LB/TE/DE)	Detroit Lions	1973	Free Agent	Barry Smith (WR)	New York Jets	1987	7th (1987)	
Rhett Dawson (WR)	Pittsburgh Steelers	1983-86	Free Agent	Mike Shumann (WR)	San Diego Chargers	1973-74	15th (1973)	
Jamie Dukes (OL)	Seattle Seahawks	1976	10th (1976)	Barry Smith (WR)	Cleveland Browns	1975-78	Waivers	
Tom Feamster (T)	New York Giants	1978-79	Free Agent	Barry Smith (WR)	St. Louis Cardinals	1979-80	Waivers	
Kent Gaydos (WR)	Tampa Bay Buccaneers	1977	Free Agent	Barry Smith (WR)	Dallas Cowboys	1985	Free Agent	
Chip Glass (TE)	Buffalo Bills	1962	3rd (1962)	Bobby Renn (DB/WR)	New York Jets	1961	Free Agent	
Hector Gray (DB)	New England Patriots	1965	Free Agent	Eric Riley (DB)	Denver Broncos	1985-86	8th (1985)	
Grant Guthrie (KS)	Houston Oilers	1972	10th (1972)	Eric Riley (DB)	Los Angeles Rams	1987	Waivers	
Kim Hammond (QB)	Minnesota Vikings	1973	Free Agent	Eric Riley (DB)	Kansas City Chiefs	1961	Free Agent	
Jessie Hester (WR)	Atlanta Falcons	1986-87	Free Agent (1986)	Eric Riley (DB)	New England Patriots	1962-67	Waivers	
Gary Huff (QB)	Baltimore Colts	1956	Free Agent	Eric Riley (DB)	New England Patriots	1969-71	1st (1969)	
Charles Hunt (LB)	Green Bay Packers	1975	Free Agent	Eric Riley (DB)	Dallas Cowboys	1972	Free Agent	
Bill Kimber (DE)	Cleveland Browns	1969-73	3rd (1969)	Eric Riley (DB)	Miami Dolphins	1973	Trade	
Keith Kinderman (RB)	New York Giants	1975	Trade	Eric Riley (DB)	San Francisco 49ers	1978-79, 1981	Free Agent	
Bobby Jackson (CB)	Detroit Lions	1981-83	Free Agent	Eric Riley (DB)	Tampa Bay Buccaneers	1980	Free Agent	
Garth Jax (LB)	Buffalo Bills	1970-71	6th (1970)	Eric Riley (DB)	Green Bay Packers	1973-76	1st (1973)	
Greg Johnson (DT)	Miami Dolphins	1986	Waivers (Broncos-6th-1986)	Eric Riley (DB)	Tampa Bay Buccaneers	1976	Expansion (1976)	
	New England Patriots	1968-70	Free Agent	Eric Riley (DB)	Minnesota Vikings	1986-87	11th (1986)	
	Los Angeles Raiders	1985-87	1st (1985)	Eric Riley (DB)	Rohn Stark (P)	Indianapolis Colts	2nd (1982)	
	Chicago Bears	1973-77	2nd (1973)	Eric Riley (DB)	Walt Summer (DB)	Cleveland Browns	1969-74	7th (1969)
	Tampa Bay Buccaneers	1977-78	Trade	Eric Riley (DB)	Steve Tensi (CB)	San Diego Chargers	1965-66	4th (1965)
	San Francisco 49ers	1980	Free Agent	Eric Riley (DB)	Nat Terry (DB)	Denver Broncos	1967-70	Free Agent
	San Francisco 49ers	1973	10th (1973)	Eric Riley (DB)	Weegie Thompson (WR)	Detroit Lions	1978	Free Agent
	Tampa Bay Buccaneers	1976	Free Agent	Eric Riley (DB)	J.T. Thomas (FB)	Pittsburgh Steelers	1984-87	4th (1984)
	New York Giants	1959-60	Free Agent	Eric Riley (DB)	J.T. Thomas (FB)	Pittsburgh Steelers	1973-77	1st (1973)
	San Diego Chargers	1963-64	3rd (1963)	Eric Riley (DB)	J.T. Thomas (FB)	Pittsburgh Steelers	1979-81	Free Agent
	New York Giants	1978-85	6th (1978)	Eric Riley (DB)	J.T. Thomas (FB)	Pittsburgh Steelers	1982	Free Agent
	Dallas Cowboys	1986-87	12th (1986)	Eric Riley (DB)	J.T. Thomas (FB)	Pittsburgh Steelers	1966-67	Free Agent
	Tampa Bay Buccaneers	1977	Free Agent (Eagles-5th-1976)	Eric Riley (DB)	J.T. Thomas (FB)	Pittsburgh Steelers	1967-73	3rd (1967)
				Eric Riley (DB)	J.T. Thomas (FB)	Pittsburgh Steelers	1980	Free Agent

Seminoles Who Will Be In NFL Football Training Camps This Year:

1987 Graduates

Player	Round	Team
Pat Carter	2nd	Detroit Lions
Harb Garner	Free Agent	Pittsburgh Steelers
Paul McGowan	9th	Minnesota Vikings
Danny McManus	11th	Kansas City Chiefs
Martin Mayhew	10th	Buffalo Bills
Derek Schmidt	Free Agent	Dallas Cowboys
Bart Schuchts	Free Agent	Tampa Bay Buccaneers
Terry Warren	Free Agent	Dallas Cowboys
Randy White	Free Agent	Miami Dolphins

Previous Graduates

Greg Allen	Free Agent	Kansas City Chiefs
Cletis Jones	Free Agent	New England Patriots

NFL Current Rostered Players

Bobby Butler	Atlanta Falcons
Alfonso Carreker	Green Bay Packers
Harvey Clayton	Detroit Lions
Jamie Dukes	Atlanta Falcons
Jessie Hester	Los Angeles Raiders
Garth Jax	Dallas Cowboys
Hassan Jones	Minnesota Vikings
Ken Lanier	Denver Broncos
Dennis McKinnon	Chicago Bears
Rohn Stark	New York Giants
Zeke Mowatt	New York Jets
Gerald Nichols	Minnesota Vikings
Jesse Solomon	Indianapolis Colts
Rohn Stark	Pittsburgh Steelers
Weegie Thompson	Pittsburgh Steelers

Past Consensus All-Rookie Selections

Bobby Jackson, *New York Jets*, 1987
Alfonso Carreker, *Green Bay Packers*, 1984

Past Pro Bowl Selections

Fred Biletnikoff, *Oakland Raiders*, 1970, 1971, 1973, 1974
J.T. Thomas, *Pittsburgh Steelers*, 1977
Rohn Stark, *Indianapolis Colts*, 1985, 1986

Past Super Bowl Participants

Fred Biletnikoff, *Oakland Raiders*, 1968, 1977
J.T. Thomas, *Pittsburgh Steelers*, 1974, 1975, 1979
Willie Jones, *Oakland Raiders*, 1980
Dennis McKinnon, *Chicago Bears*, 1985
Ken Lanier, *Denver Broncos*, 1986
Zeke Mowatt, *New York Giants*, 1988
Ken Lanier, *Denver Broncos*, 1987, 1988

YEAR-BY-YEAR RECORD



Ed Williamson
(1947)
0-5-0

Ed Williamson was appointed Florida State's first coach just a few weeks before the inaugural football season. He had no stadium, no scholarships and not even a nickname for his team. With only 45 ex-high school players, his teams came close to winning three games that year although it ended with an 0-5-0 record. Williamson did not receive any pay for coaching the team.

1947 (0-5)	FSU	FOE
Stetson (H)	6	14
Cumberland (A)	0	6
Tennessee Tech (H)	6	27
Troy State (H)	6	36
Jacksonville State (H)	0	7
	18	90



Don Veller
(1948-52)
31-12-1

Don Veller won 30 of his first 34 games as head coach at FSU before the Seminoles began playing a major college schedule. His overall record included an undefeated 8-0 season in 1950. That was also the year the Tribe moved into Doak Campbell Stadium. Veller, who still resides in Tallahassee, produced the second highest winning percentage of FSU coaches (.716). He is credited by many as laying the early foundation for the FSU football program.

1948 (7-1)	FSU	FOE
Cumberland (H)	30	0
Erskine (A)	6	14
Millsaps (A)	7	6
Stetson (A)	18	7
Mississippi College (H)	26	6
Livingston State (H)	12	6
Troy State (A)	20	13
Tampa (H)**	33	12
	152	64

1949 (9-1)	FSU	FOE
Whiting Field (H)	74	0
Mississippi College (A)	33	12
Erskine (H)	26	7

Sewanee (A)	6	0
Stetson (H)	33	14
Livingston State (A)	6	13
Millsaps (H)**	40	0
Tampa (A)	34	7
Troy State (H)	20	0
CIGAR BOWL		
Wofford (N)	19	6
	291	59

1950 (8-0)	FSU	FOE
Troy State (A)	26	7
Randolph Macon (H)	40	7
Howard (H)	20	6
Newberry (A)	24	0
Sewanee (H)**	14	8
Stetson (A)	27	7
Mississippi College (H)	33	0
Tampa (H)	35	19
	219	54

1951 (6-2)	FSU	FOE
Troy State (H)	40	0
Miami (FL) (A)	13	35
Delta State (H)	34	0
Sul Ross State (H)	35	13
Stetson (H)**	13	10
Jacksonville Navy (A)	39	0
Wofford (H)	14	0
Tampa (H)	6	14
	194	72

1952 (1-8-1)	FSU	FOE
Louisiana Tech (H)	13	32
Louisville (H)	14	41
VMI (H)	7	28
N. Carolina State (A)	7	13
Stetson (N)	6	6
Mississippi So. (H)	21	50
Furman (H)**	0	9
Georgia Tech (A)	0	30
Wofford (A)	27	13
Tampa (H)	6	39
	101	261



Tom Nugent
(1953-58)
34-28-1

Tom Nugent had a successful coaching stint at Florida State, as indicated by his 34-28-1 record in his six years at the Seminole helm. Florida State participated in two bowl games during Nugent's tenure and for the first time, in 1958, Florida State and Florida met on the football field. Nugent also served as athletic director while he was head coach of the Seminoles.

1953 (5-5)	FSU	FOE
Miami (FL) (A)	0	27
Louisville, (H)	59	0
Abilene Christian (H)	7	20
Louisiana Tech (A)	21	32
VMI (H)	12	7
Mississippi So. (A)	0	21
Furman (H)	7	14
Stetson (H)**	13	6
N. Carolina State (H)	23	13
Tampa (A)	41	6
	183	146

1954 (8-4)	FSU	FOE
Georgia (H)	0	14
Abilene Christian (H)	0	13
Louisville (A)	47	6
Villanova (H)	52	13
N. Carolina State (A)	13	7
Auburn (A)	0	33
VMI (A)	33	19
Furman (H)**	33	14
Stetson (A)	47	6
Mississippi So. (H)	19	18
Tampa (A)	13	0
SUN BOWL		
Texas Western (A)	20	47
	277	190

1955 (5-5)	FSU	FOE
N. Carolina State (H)	7	0
Miami (FL) (A)	0	34
Virginia Tech (H)	20	24
Georgia (H)	14	47
Georgia Tech (A)	0	34
Villanova (H)	16	13
Furman (A)	19	6
The Citadel (H)**	39	0
Mississippi So. (A)	6	21
Tampa (A)	26	7
	147	186

1956 (5-4-1)	FSU	FOE
Ohio University (H)	47	7
Georgia (A)	0	3
Virginia Tech (H)	7	20
N. Carolina State (A)	14	0
Wake Forest (H)**	14	14
Villanova (A)	20	13
Miami (FL) (A)	7	20
Furman (H)	42	7
Mississippi So. (H)	20	19
Auburn (A)	7	13
	178	116

1957 (4-6)	FSU	FOE
Furman (H)	27	7
Boston College (A)	7	20
Villanova (A)	7	21
N. Carolina State (H)	0	7
Abilene Christian (H)	34	7
Virginia Tech (H)**	20	7

Miami (FL) (H)	13	40
Mississippi So. (A)	0	20
Auburn (H)	7	29
Tampa (A)	21	7
	136	165

1958 (7-4)	FSU	FOE
Tennessee Tech (H)	22	7
Furman (H)	42	6
Georgia Tech (A)	3	17
Wake Forest (H)	27	24
Georgia (N)	13	28
Virginia Tech (H)	28	0
Tennessee (A)	10	0
Tampa (H)**	43	0
Miami (FL) (A)	17	6
Florida (A)	7	21
BLUEGRASS BOWL		
Oklahoma State (N)	6	15
	218	124



Perry Moss
(1959)
4-6-0

Moss was one of two FSU coaches who spent only a year at the school. Midway through the season, reports were published that Moss would leave to join the Montreal Alouettes of the Canadian Football League. True to that report, Moss departed after a brief year at the Tallahassee school.

1959 (4-6)	FSU	FOE
Wake Forest (H)	20	22
The Citadel (H)	47	6
Miami (FL) (H)	6	7
Virginia Tech (A)	7	6
Memphis State (A)	6	16
Richmond (A)	22	6
Georgia (A)	0	42
William & Mary (H)**	0	9
Florida (A)	8	18
Tampa (H)	33	0
	149	132

1960 (3-6-1)	FSU	FOE
Richmond (H)	28	0
Florida (A)	0	3
Wake Forest (H)	14	6
The Citadel (A)	0	0
Mississippi So. (A)	13	15
William & Mary (H)	22	0
Kentucky (H)**	0	23
Miami (FL) (A)	7	25
Houston (H)	6	7
Auburn (A)	21	57
	111	136

THE RECORD BOOK



**Bill Peterson
(1960-70)
62-42-11**

Bill Peterson arrived in Tallahassee with football in deep trouble.

When he left 11 years and four bowl games later, he had become the most significant coach in the first quarter of a century of Seminole football. Under "Pete" the Seminoles were 62-42-11. The most memorable Peterson year was 1964 when that squad, featuring the "Seven Magnificents", went 9-1-1 and recorded the first ever win over the Florida Gators. Peterson served as a commentator on the Seminole Sports Network for several years in the late '70s and early '80s.

1961 (4-5-1)	FSU	FOE
George Washington (H)	15	7
Florida (A)	3	3
Mississippi (A)	0	33
Georgia (H)	3	0
Richmond (H)	13	7
Virginia Tech (A)	7	10
Kentucky (A)	0	20
The Citadel (H)	44	8
Mississippi So. (H)**	0	12
Houston (A)	8	28
	93	128

1962 (4-3-3)	FSU	FOE
The Citadel (H)	49	0
Kentucky (A)	0	0
Furman (H)	42	0
Miami (FL) (A)	6	7
Georgia (A)	18	0
VPI (H)	20	7
Houston (H)**	0	7
Georgia Tech (A)	14	14
Florida (A)	7	20
Auburn (A)	14	14
	170	69

1963 (4-5-1)	FSU	FOE
Miami (FL) (H)	24	0
Texas Christian (H)	0	13
Wake Forest (H)	35	0
So. Mississippi (A)	0	0
Virginia Tech (H)	23	31
Furman (H)	49	6
Georgia Tech (A)	7	15
N. Carolina State (H)**	14	0
Auburn (A)	15	21
Florida (A)	0	7
	167	93

1964 (9-1-1)	FSU	FOE
Miami (FL) (A)	14	0
Texas Christian (A)	10	0
New Mexico State (H)	36	0
Kentucky (H)**	48	6
Georgia (A)	17	14

Virginia Tech (A)	11	20
So. Mississippi (H)	34	0
Houston (A)	13	13
N. Carolina State (H)	28	6
Florida (H)	16	7

GATOR BOWL

Oklahoma (N)	36	19
	263	85

1965 (4-5-1)

FSU	FOE
Texas Christian (A)	3 7
Baylor (H)	9 7
Kentucky (A)	24 26
Georgia (H)	10 3
Alabama (A)	0 21
Virginia Tech (H)	7 6
Wake Forest (H)**	35 0
N. Carolina State (A)	0 3
Houston (H)	16 16
Florida (A)	17 30
	121 119

1966 (6-5)

FSU	FOE
Houston (H)	13 21
Miami (FL) (A)	23 20
Florida (H)	19 22
Texas Tech (A)	42 33
Mississippi State (H)	10 0
Virginia Tech (A)	21 23
South Carolina (A)	32 10
Syracuse (A)	21 37
Wake Forest (H)**	28 0
Maryland (H)	45 21

SUN BOWL

Wyoming (N)	20 28
	274 215

1967 (7-2-2)

FSU	FOE
Houston (A)	13 33
Alabama (A)	37 37
N. Carolina State (H)	10 20
Texas A&M (A)	19 18
South Carolina (H)	17 0
Texas Tech (H)**	28 12
Mississippi State (H)	24 12
Memphis State (A)	26 7
Virginia Tech (H)	38 15
Florida (A)	21 16

GATOR BOWL

Penn State (N)	17 17
	250 187

1968 (8-3)

FSU	FOE
Maryland (A)	24 14
Florida (H)	3 9
Texas A&M (H)	20 14
Memphis State (H)	20 10
South Carolina (A)	35 28
Virginia Tech (H)	22 40
Mississippi State (A)	27 14
N. Carolina State (A)	48 7
Wake Forest (H)**	42 24
Houston (N)	40 20

PEACH BOWL

LSU (N)	27 31
	308 211

1969 (6-3-1)

FSU	FOE
Wichita State (H)	24 0
Miami (FL) (A)	16 14
Florida (A)	6 21
Tulsa (A)	38 20
Mississippi State (H)	20 17
South Carolina (H)**	34 9
Virginia Tech (A)	10 10
Memphis State (H)	26 28
N. Carolina State (H)	33 22
Houston (A)	13 41
	220 182

1970 (7-4)

FSU	Foe
Louisville (H)	9 7
Georgia Tech (A)	13 23
Florida (H)	19 14
Wake Forest (H)	27 38
Memphis State (A)	12 16
South Carolina (A)	21 13
Miami (FL) (A)	27 3
Clemson (H)	38 13
Virginia Tech (H)**	34 8
Kansas State (H)	33 7
Houston (N)	21 53
	254 195

**Larry Jones
(1971-73)
15-19-0**

Larry Jones compiled a 15-19 record in his three years at the Seminole helm. In his first two seasons, the popular coach lead his teams to a 15-8 record but he is probably remembered most for the following season when his team did not win a game and lost 11. Jones is now the associate athletic director at Louisiana State.

1971 (8-4)

FSU	FOE
So. Mississippi (N)	24 9
Miami (FL) (A)	20 17
Kansas (H)	30 7
Virginia Tech (A)	17 3
Mississippi State (H)**	27 9
Florida (A)	15 17
South Carolina (H)	49 18
Houston (A)	7 14
Georgia Tech (A)	6 12
Tulsa (H)	45 10
Pittsburgh (H)	31 13

FIESTA BOWL

Arizona State (A)	38 45
	309 174

1972 (7-4)

FSU	FOE
Pittsburgh (A)	19 7
Miami, (FL) (A)	37 14
Virginia Tech (H)	27 15
Kansas (A)	44 22
Florida (H)	13 42
Mississippi State (N)	25 21
Colorado State (H)**	37 0
Auburn (A)	14 27
Houston (H)	27 31

Tulsa (H)	23 21
South Carolina (A)	21 24
	287 224

1973 (0-11)

FSU	FOE
Wake Forest (A)	7 9
Kansas (H)	0 28
Miami (FL) (H)	10 14
Baylor (A)	14 21
Mississippi State (H)	12 37
Memphis State (H)**	10 13
San Diego State (A)	17 38
Houston (A)	3 34
Virginia Tech (A)	13 36
South Carolina (H)	12 52
Florida (A)	0 49
	98 331

**Darrell Mudra
(1974-75)
4-18-0**

Darrell Mudra was a successful coach before arriving at Florida State and he was successful after he left. Mudra inherited an 0-11 team and wasn't able in two years to bring the program back into the glory years it had enjoyed under Bill Peterson. Mudra, who coached from the press box instead of the sidelines, is head coach at Northern Iowa.

1974 (1-10)

FSU	FOE
Pittsburgh (H)	6 9
Colorado State (H)	7 14
Kansas (A)	9 40
Baylor (H)	17 21
Alabama (A)	7 8
Florida (H)	14 24
Auburn (A)	6 38
Memphis State (A)	14 42
Miami (FL) (A)	21 14
Virginia Tech (H)**	21 56
Houston (H)	8 23
	120 289

1975 (3-8)

FSU	FOE
Texas Tech (A)	20 31
Utah State (H)	17 8
Iowa State (H)	6 10
Georgia Tech (A)	0 30
Virginia Tech (A)	10 13
Florida (A)	8 34
Auburn (H)	14 17
Clemson (A)	43 7
Memphis State (H)	14 17
Miami (FL) (H)**	22 24
Houston (A)	33 22
	187 213

THE RECORD BOOK



Bobby Bowden (1976-Present) 101-37-3

Bobby Bowden is not only the school's all-time winningest coach, but he will go down in history as the first coach to win 100 games and the first coach to take his team to a New Year's Day Bowl. Bowden has 101 wins, a winning percentage of .727, and has led three of his squads to a New Year's Day Bowl. His nine bowl trips is also an FSU record, and his 1987 Fiesta Bowl squad made history when it finished the season as the national champion runner-up. Twice Bowden has put together 11-1 records and he has averaged 8.4 wins per season over a 12-year career. After taking over a program that had gone 4-29 in the previous three seasons, it took Bowden just three years before he had his teams in back-to-back Orange Bowls in 1979 and 1980. Now, he has led his last six teams to post-season play. Five of Bowden's teams have been ranked in the top 10 following the completion of the season.

	FSU	FOE
1976 (5-6)		
Memphis State (A)	12	21
Miami (FL) (A)	0	47
Oklahoma (A)	9	24
Kansas State (H)	20	10
Boston College (A)	28	9
Florida (H)	26	33
Auburn (A)	19	31
Clemson (H)	12	15
So. Mississippi (H)**	30	27
N. Texas State (A)	21	20
Virginia Tech (H)	28	21
	205	258
1977 (10-2)		
So. Mississippi (A)	35	6
Kansas State (A)	18	10
Miami (FL) (H)	17	23
Oklahoma State (A)	25	17
Cincinnati (H)	14	0
Auburn (H)	24	3
N. Texas State (H)**	35	14
Virginia Tech (H)	23	21
Memphis State (H)	30	9
San Diego State (A)	16	41
Florida (A)	37	9
TANGERINE BOWL		
Texas Tech (N)	40	17
	314	170
1978 (8-3)		
Syracuse (A)	28	0
Oklahoma State (H)	38	20
Miami (FL) (A)	31	21
Houston (H)	21	27

Cincinnati (H)	26	21
Mississippi St. (A)	27	55
Pittsburgh (A)	3	7
So. Mississippi (A)	38	16
Virginia Tech (H)	24	14
Navy (H)**	38	6
Florida (H)	38	21
	312	208
1979 (11-1)		
So. Mississippi (H)	17	14
Arizona State (N)	31	3
Miami (FL) (H)	40	23
Virginia Tech (A)	17	10
Louisville (A)	27	0
Mississippi State (H)	17	6
Louisiana State (A)	24	19
Cincinnati (A)	26	21
South Carolina (H)**	27	7
Memphis State (H)	66	17
Florida (A)	27	16
ORANGE BOWL		
Oklahoma (N)	7	24
	326	160
1980 (10-2)		
Louisiana State (A)	16	0
Louisville (H)	52	0
East Carolina (H)	63	7
Miami (FL) (A)	9	10
Nebraska (A)	18	14
Pittsburgh (H)**	36	22
Boston College (H)	41	7
Memphis State (A)	24	3
Tulsa (H)	45	2
Virginia Tech (H)	31	7
Florida (H)	17	13
ORANGE BOWL		
Oklahoma (N)	17	18
	352	85
1981 (6-5)		
Louisville (H)	17	0
Memphis State (H)	10	5
Nebraska (A)	14	34
Ohio State (A)	36	27
Notre Dame (A)	19	13
Pittsburgh (A)	14	42
Louisiana State (A)	38	14
Western Carolina (H)**	56	31
Miami (FL) (H)	19	27
So. Mississippi (H)	14	58
Florida (A)	3	35
	240	286
1982 (9-3)		
Cincinnati (H)	38	31
Pittsburgh (H)	17	37
So. Mississippi (A)	24	17
Ohio State (A)	34	17
Southern Illinois (H)**	59	8
East Carolina (H)	56	17
Miami (FL) (A)	24	7
South Carolina (A)	56	26
Louisville (H)	49	14
Louisiana State (A)	21	55
Florida (H)	10	13
GATOR BOWL		
West Virginia (N)	31	12
	388	254

1983 (8-4)		
East Carolina (H)	47	46
Louisiana State (A)	40	35
Tulane (A)*	28	34
Auburn (A)	24	27
Pittsburgh (A)	16	17
Cincinnati (H)**	43	17
Louisville (H)	51	7
Arizona State (A)	28	26
South Carolina (H)	45	30
Miami (FL) (H)	16	17
Florida (A)	14	53
PEACH BOWL		
North Carolina (N)	28	3
	381	312
1984 (7-3-2)		
East Carolina (H)	47	17
Kansas (A)	42	16
Miami (FL) (A)	38	3
Temple (H)**	44	27
Memphis State (A)	17	17
Auburn (H)	41	42
Tulane (H)	27	6
Arizona State (A)	52	44
South Carolina (A)	26	38
Tenn.-Chatta. (H)	37	0
Florida (H)	17	27
CITRUS BOWL		
Georgia (N)	17	17
	406	254
1985 (9-3)		
Tulane (A)	38	12
Nebraska (A)	17	13
Memphis State (H)	19	10
Kansas (H)	24	20
Auburn (A)	27	59
Tulsa (H)	76	14

North Carolina (A)	20	10
Miami (FL) (H)	27	35
South Carolina (H)	56	14
Western Carolina (H)**	5010	
Florida (A)	14	38
GATOR BOWL		
Oklahoma State (N)	34	23
	402	258
1986 (7-4-1)		
Toledo (H)	24	0
Nebraska (A)	17	34
North Carolina (H)	10	10
Michigan (A)	18	20
Tulane (H)	54	21
Wichita State (H)	59	3
Louisville (A)	54	18
Miami (FL) (A)	23	41
South Carolina (A)	45	28
So. Mississippi (H)**	49	13
Florida (H)	13	17
ALL-AMERICAN BOWL		
Indiana (N)	27	13
	393	218
1987 (11-1-0)		
Texas Tech (H)	40	16
East Carolina (A)	44	3
Memphis State (H)	41	24
Michigan State (A)	31	3
Miami (FL) (H)**	25	26
So. Mississippi (A)	61	10
Louisville (H)	32	9
Tulane (H)	73	14
Auburn (A)	34	6
Furman (H)	41	10
Florida (A)	28	14
FIESTA BOWL		
Nebraska (N)	31	28
	450	135



Terry Anthony is FSU's starter at split end for 1988

BOWL GAMES IN REVIEW

1950 CIGAR BOWL FLORIDA STATE 19, WOFFORD 6

TAMPA, Fla. (Jan. 2, 1950) - Red Parrish scored twice and Buddy Strauss rushed for 132 yards to give underdog Florida State a 19-6 win over Wofford in the Cigar Bowl football game.

The victory was a come-from-behind effort by the Seminoles as the Terriers scored only moments into the contest to make the score 6-0. That touchdown came when Wofford defenders blocked a Bo Manuel punt and recovered it in the end zone. The extra point attempt was no good.

For the balance of the first quarter, Florida State mounted several drives that stalled around midfield while Wofford netted virtually nothing offensively. Early in the second period, however, Wofford had its first real threat. It died on the Seminoles' 16-yard-line when Bill Dawkins intercepted a pass and returned it to the Terrier 20. Shortly after, Parrish bolted to the Tribe's initial touchdown that tied the score at 6-6.

Late in the half the Seminoles got cranked up again. Strauss busted up the middle for a 15-yard gain and an interference penalty pushed Florida State into Wofford territory. On the next play Parrish lofted a left-handed halfback pass to Norman Eubanks who made a spectacular catch and the extra point sent the Seminoles to the locker room with a 13-6 lead.

The third period was a dogged defensive battle with no serious scoring threats. But in the final period FSU pinned Wofford deep in its own territory with a 63-yard Manuel punt. After the Terriers fumbled on their own 8, the Seminoles were unable to cash in as Parrish came up a foot short on the fourth down.

Unable to move the ball out of the deep hole, Wofford was forced to punt, giving the Seminoles excellent field position with only minutes remaining. This time Don Veller's team wasted no time cashing in. With only seconds showing on the clock, Parrish sliced in from the five and Florida State had a 19-6 upset victory.

1955 SUN BOWL TEXAS WESTERN 47, FLORIDA STATE 20

EL PASO, Tex. (Jan. 1, 1955) - Florida State's defense collapsed in the second quarter, allowing Texas Western to move well ahead and capture a 47-20 Sun Bowl victory.

With the score tied 7-7 at the end of the first period, the underdog Miners put together a magnificent 28-point quarter that buried the Seminoles on this steamy January afternoon. Texas Western quarterback John Griner ran the option to perfection in that second quarter, and the Seminoles, fighting a blinding sun and high altitude, just couldn't keep pace.

After leading 7-0 in the first four minutes of this 20th renewal of the Sun Bowl, the Seminoles allowed the aroused Miners to tie the score late in the period. On the first play of the second quarter, Florida State fumbled on its own 24 and Texas Western needed only two plays to grab its first lead of the day. That touchdown came on a nifty run by Miner ace Jesse Whittenton.

At that point the flood gates opened. Tom Nugent's Seminoles made three more costly mistakes in the quarter that led directly to Texas Western touchdowns and the homesteading Miners eased into the locker room with a 34-7 advantage.

In the final half, the Miners ran the count to 41-7 before the Tribe managed to get on the board for the second time in the afternoon. Quarterback Len Swantic led a third quarter drive that was sparked by a 43-yard touchdown pass to Tom Fearster. But Western wasted no time in countering that Seminole score. On the next kickoff, Bob Forrest raced 95 yards for the final Miner touchdown of the day.

The Seminoles were able to tack on a final tally in the fourth period. Harry Massey hit Bill Odom on a 16-yard pass play for the score.

1958 BLUEGRASS BOWL OKLAHOMA STATE 15, FLORIDA STATE 6

LOUISVILLE, Ky. (Dec. 13, 1958) - A frantic fourth-quarter comeback was not to be as Florida State couldn't fight off the bitter cold and Oklahoma State went home with a 15-6 victory in the only Bluegrass Bowl ever played.

A crowd of just over 7,000 was able to brave the 10-degree weather for the first-ever meeting between the two schools. Players on both teams wore tennis shoes in an effort to combat the frozen turf. It was the Seminoles' first nationally televised game and a relatively obscure Howard Cosell handled the color that day.

Florida State got off to a good start in this one, mounting two drives deep into OSU territory. Both times it came up empty-handed though as field goal attempts from the 16 and 23 fell short.

Oklahoma State managed to dent the scoreboard early in the second quarter as swift halfback Duane Wood sprinted in from the Florida State 17.

Unable to get anything going in that second period, the Seminoles were forced to rely on their defense. The last assault came in the final two minutes of the half. The Cowboys drove inside the Florida State 5 on the fourth down and with 1:15 left, FSU's Ron Hinson stopped Forrest Campbell one foot from paydirt. That sent the clubs to the locker room with the score 7-0.

Early in the third period the Seminoles did themselves in with a pair of fumbles. The second miscue set up the Cowboys at the Florida State 39. It took 10 plays but Wood finally scored his second touchdown and then caught a two-point conversion to make it 15-0.

1965 GATOR BOWL FLORIDA STATE 36, OKLAHOMA 19

JACKSONVILLE, Fla. (Jan. 2, 1965) - A brilliant passing combination of Steve Tensi and Fred Biletnikoff rewrote the Gator Bowl record book and gave the upstart Seminoles an impressive 36-19 victory over Oklahoma in this post-season event.

The Florida State victory will long be remembered as one of the greatest passing shows in the history of college football. Tensi completed 23 of 36 passes for 303 yards and five touchdowns while

Biletnikoff hauled in 13 for 192 yards and four TDs. Both players signed professional contracts on the field at the completion of the game.

Oklahoma claimed the first break of the day as Tensi was intercepted. The Sooners marched to the Seminole 34 but on third down FSU defensive back Howard Ehler picked off an OU pass and sailed 63 yards for the initial touchdown. Later in the quarter the Sooners came back to claim the 7-6 lead but that lead lasted only as long as it took the Tribe to move 90 yards.

Phil Spooner was instrumental in the drive and Tensi continued to pick the OU defense apart. From the 15, Tensi hit Biletnikoff for a 12-7 lead. Twice more before the intermission, Tensi found Biletnikoff for touchdowns. The first score followed a George D'Allesandro fumble recovery and the second came on a long drive against the clock. The halftime score was 24-7.

Early in the second half Oklahoma recovered a Seminole fumble and cut the lead to 24-13, but as the third period drew to a close the Seminoles executed an 82-yard drive. On the last play of the quarter Tensi hit Don Floyd in the Oklahoma end zone for the touchdown.

With 10 minutes left and the score at 30-19, it was time for the Seminole defense to take over. Two drives late in the game came up short for the Sooners and finally FSU tacked on its final TD - a 14-yard Tensi-to-Biletnikoff toss that made it 36-19.

1966 SUN BOWL WYOMING 28, FLORIDA STATE 20

EL PASO, Tex. (Dec. 24, 1966) - Florida State's vaunted passing attack was not enough to overcome a stingy Wyoming defense and the Seminoles fell 28-20 in their second try for a Sun Bowl title.

Though the Seminoles got a couple of early breaks it was the Cowboys who first drew blood. The initial score came on a Jim Kilick plunge and the score stood 7-0 at the end of the first period. Florida State bounced back, however, as Bill Moreman fell on a Vic Washington fumble and FSU had the ball at the Wyoming 49. From there Kim Hammond found Ron Sellers for the tying touchdown.

The Seminoles managed to grab the lead in the game shortly before the intermission. This time Hammond hit T.K. Wetherell behind the Cowboy secondary for a 54-yard scoring strike. At the half it was 14-7.

It didn't take long for the Cowboys to tie the score. Early in the second half Wyoming quarterback Rick Egloff found Jerry Marion for a 39-yard touchdown. Late in the third quarter the Cowboys went ahead to stay. Kilick, who gained 135 yards on 23 carries, picked up 43 of them on a touchdown run that gave the Cowboys a 21-14 lead.

Florida State made a last-ditch attempt to regain a part of the lead as time ticked away in the final quarter. Hammond hit Sellers in Wyoming territory. As the lanky receiver was hit, he fumbled the ball and it was recovered by teammate Chip Glass at the Cowboy five. But the tenacious Wyoming defense held in the final three minutes. From there Wyoming used a pair of 15-yard penalties and the running of Kilick to drive to the FSU 14 in the waning minutes. Egloff scampered into the end zone for the final Cowboy touchdown.

1967 GATOR BOWL FLORIDA STATE 17, PENN STATE 17

JACKSONVILLE, Fla. (Dec. 30, 1967) - Penn State jumped to a commanding 17-point lead at intermission but Florida State battled

back in the second half to gain an exciting 17-17 tie.

The Seminoles received the opening kickoff but were stalled at the Penn State 25. The Lions fumbled after one play but an intercepted pass gave them the ball back and they got the first score on a 27-yard field goal by Tom Sherman in the closing minutes of the first quarter.

Late in the second period Sherman passed to Jack Curry on a 10-yard touchdown play and then came back to hit All-American tight end Ted Kwalick with seconds remaining in the half. The Seminoles were completely stopped before intermission as Penn State threw up a stingy defense that kept Kim Hammond and his mates at bay.

The momentum changed in the second half, however. Penn State received the kick but was forced to punt. The Tribe drove quickly to the Lion 1 but couldn't punch the ball in. On the next series, the Lions gambled on fourth down at their own 15 and the Seminole defense held. Three plays later Hammond passed to Ron Sellers for the initial Florida State score.

When Lion halfback Charlie Pittman fumbled the ball on the kickoff the Seminoles were back in business at the Penn State 22. Passes to Sellers and Bill Moreman moved the ball to the 1 and from there Hammond took it on himself to cut the lead to 17-14.

With just over a minute to play in the game, Hammond directed a picture-perfect drive from the Seminole 31 to the Penn State 15. There Florida State was faced with a fourth-and-five situation with 17 seconds remaining. Coach Bill Peterson decided to go for the sure three points and a tie rather than to risk a 17-14 loss. Grant Guthrie booted the field goal and the 1967 Gator Bowl had co-champions.

1968 PEACH BOWL LOUISIANA STATE 31, FLORIDA STATE 27

ATLANTA, Ga. (Dec. 30, 1968) - Competing in its fourth consecutive bowl game, Florida State couldn't outscore Louisiana State and the Seminoles fell 31-27 in a soggy game that initiated Atlanta's Peach Bowl.

The Seminoles had been considered a slight favorite in the game until the teams took the field for the pre-game warmups. It was at that point that the rain began to fall and it didn't let up until the final minutes of the contest played at Georgia Tech's Grant Field.

Despite the rain, the Seminoles wasted little time getting on the scoreboard. LSU won the toss but the Tigers bobbled the ball and FSU's John Crowe pounced on it at the Tiger 36. Tom Bailey swept around right end on the game's first play from scrimmage and went all the way for the touchdown.

That was the only score of the first period, however, as the heavy rain hampered both teams. In the first period, the Seminoles recovered two more LSU fumbles and intercepted a Tiger pass.

Early in the second period Bill Cappleman capped a 75-yard drive with a 21-yard touchdown pass to Bill Gunter that gave the Tribe a 13-0 lead. LSU's first score came midway through the second period on a 39-yard punt return of a stray Bill Cheshire kick. A 32-yard field goal in the waning minutes of the half cut the Seminole lead to 13-10 at intermission.

The Tigers came roaring back in the third period and a pair of touchdowns staked them to a 24-13 lead. But the Seminoles were not finished. A fourth-quarter Cappleman-to-Sellers pass brought Florida State within five and with 6:15 left in the game it went on top 27-24 with a Cappleman-Sellers aerial and a two-point conversion pass to Chip Glass.

1971 FIESTA BOWL ARIZONA STATE 45, FLORIDA STATE 38

TEMPE, Ariz. (Dec. 27, 1971) - In one of the most dazzling offensive shows in bowl history, Arizona State managed to score with 34 seconds remaining in the game to capture the first ever Fiesta Bowl 45-38.

Over 51,000 partisan Arizona State fans crowded into Sun Devil Stadium and Ray Scott was on hand to call the shots over a 140-station TV network. Florida State's initial drive stalled and Arizona State wasted no time in grabbing a 7-0 lead. FSU's Barry Smith brought the kickoff back 49 yards and like lightning Gary Huff and his mates tied the score. Huff's passes put the Tribe at the 1 and from there Paul Magalski got the six points.

Thirty-two points went on the board in the second quarter. The locals drew first blood but soon a field goal by Frank Fontes moved the Seminoles to within one at 14-13. The momentum seemed to swing to Florida State as it raced 63 yards on a later drive and added a two-point conversion to lead 21-14. With just over two minutes left in the half ASU's Danny White hit Steve Holden for a 55-yard scoring pass that tied it at 21-21.

But, at that point the Seminoles proved they had come to play. Huff put on a brilliant passing display, hitting Kent Gaydos for 46 yards to the Sun Devil 10. With time running out, Rhett Dawson snared his second touchdown pass of the day to give the Tribe a 28-21 lead at halftime.

The third quarter was all Arizona State. Holding the ball almost the entire quarter, the Sun Devils put 10 points on the board and led 31-28 heading into the final stanza. Early in that last quarter Florida State culminated a 75-yard drive with a field goal to tie the game at 31-31. On an exchange of punts, Holden hurt the Seminoles again. This time he returned a Dwane Carroll punt 63 yards for a touchdown. Florida State came back to tie the game again as Dawson made a sensational touchdown grab between two defenders with 4:44 left in the contest.

A final ASU drive resulted in a Woody Green score with 34 seconds left to provide the final margin.

1977 TANGERINE BOWL FLORIDA STATE 40, TEXAS TECH 17

ORLANDO, Fla. (Dec. 23, 1977) - Florida State, making its first bowl appearance in seven years, demolished Texas Tech, 40-17, in the 32nd Tangerine Bowl.

A record-breaking crowd of 44,502 witnessed almost total domination by the Seminoles, who became the only Division I school currently playing major college football in Florida to achieve 10 victories in a single season.

FSU jumped ahead with 5:50 remaining in the opening quarter on a 23-yard Dave Cappelen field goal. It stayed that way until Mike Mock of Texas Tech evened the count with a 24-yarder early in the second quarter. At that point, however, the Seminoles took over. It was a 93-yard kickoff return by Larry Key following the Tech field goal that gave the Seminoles the lead for good.

Later in the same quarter, quarterback Jimmy Jordan found tight end Grady King on a 37-yard scoring pass that boosted the Seminole lead to 16-3 at intermission.

The Seminoles continued to add to their cushion in the third quarter. First Jordan found Mike Shumann with a 40-yard scoring

toss. Next Cappelen booted a 22-yard field goal. That made it 27-3.

Tech returned to the board with 7:46 remaining in the quarter on a 44-yard scoring pass to make it 27-9. The count remained that way until Wally Woodham found Roger Overby on a 15-yard scoring toss to increase the Seminole lead with just 3:34 left.

Neither team was through yet, however. Tech came back to score on a 21-yard run by Billy Taylor and with just 48 seconds remaining, FSU completed the scoring on a 44-yard pass involving Woodham and Chip Sanders.

1980 ORANGE BOWL OKLAHOMA 24, FLORIDA STATE 7

MIAMI, Fla. (Jan. 1, 1980) - Julius Caesar Watts and Heisman Trophy winner Billy Sims each rushed for more than 100 yards and a stingy Sooner defense held Florida State to 182 total yards as Oklahoma defeated Florida State 24-7 in the 46th annual Orange Bowl Classic.

For 17 minutes, it appeared that Florida State would see its dream of a 12-0 season and possible national championship come true as it took a 7-0 lead on a 1-yard Mike Whiting touchdown run in the first quarter.

FSU had a chance to double its lead just moments later when punter Michael Keeling's kick was blocked by cornerback Bobby Butler and recovered on the Oklahoma 17 by Keith Jones.

After a first down, FSU failed to gain more than two yards on three tries and Rick Stockstill fumbled a snap from center on an attempted field goal try, which resulted in Oklahoma stopping the FSU drive and gaining possession at its 19.

Following a 25-yard pickup by Sims and a sack of six yards by James Gilbert, Watts kept the ball on a sweep to the right and ran 61 yards for a score.

Watts' run was a sample of things to come for the Seminoles. Following the kickoff, Jimmy Jordan's first pass was picked off by Bud Herbert, who would go on to intercept three passes on the night, and returned to the Seminole 10. Two plays later Stanley Wilson got the call from the five and rambled in for the score and a 14-7 Sooner lead.

Fred Keeling made it 17-7 at the half with a 24-yard field goal and the Sooners were on their way to victory.

The remainder of the game was a defensive standoff until Sims took a lateral from Watts and raced 22 yards into the Seminole endzone at the 7:13 mark of the fourth quarter.

For the game, Sims ended up the leading ground gainer with 164 yards on 24 carries. Watts tallied 127 yards on 15 attempts. FSU was outgained in the game by a 447-182 margin.

1981 ORANGE BOWL OKLAHOMA 18, FLORIDA STATE 17

MIAMI, Fla. (Jan. 1, 1981) - It took something that Oklahoma was not supposed to be able to do well to beat Florida State in the 1981 Orange Bowl - pass. With time running out and the Seminoles leading 17-10, J.C. Watts - a swift quarterback who led a notorious Oklahoma running game, drilled an 11-yard touchdown pass to split end Steve Rhodes with 1:27 remaining.

Going for the win on the conversion, Watts rolled to his right and hit tight end Steve Valora to give the Sooners an 18-17 win over

upset-minded Florida State in the 47th annual Orange Bowl Classic.

Six hours earlier, Georgia defeated Notre Dame in the Sugar Bowl to wipe out any aspirations of a Seminole national championship. Ironically, the loss came in the same place (Orange Bowl) where hopes for a second undefeated regular season were erased by the University of Miami, 10-9.

A Florida State fumble recovery and a missed field goal kept Oklahoma off the board for the first quarter and FSU took a 6-0 lead when Ricky Williams capped off a 70-yard touchdown drive with 1-yard plunge. Bill Capece converted and the Seminoles led by seven.

The score remained the same until two seconds remaining in the first half as Fred Keeling's 53-yard field goal attempt was good, as the Sooners moved to within four at 7-3.

Oklahoma took the second half kickoff and marched 78 yards for a touchdown and a 10-7 lead. On a second and goal from the FSU four, halfback David Overstreet took a pitchout to the right and scored easily.

On the following series, FSU drove from its own 20 to the Oklahoma 27, only to watch Capece's 44-yard field goal attempt sail to the right. The Seminoles recovered a Watts fumble three plays later, however, and this time Capece's field goal from 19 yards was good and the Seminoles tied the score at 10.

With 13 minutes left in the game, Keeling dropped back to his own 18 to punt. The snap sailed through his hands and into the endzone where Bobby Butler recovered for a touchdown and a 17-10 Seminole lead.

Both teams traded punts and Oklahoma took over on its own 22-yard line trailing by seven with 3:30 remaining on the clock. At this point, Watts abandoned the forte of the Sooner offense - the running - and went to the air.

Facing a third and nine on the OU 23, Watts hit split end Steve Rhodes with a 42-yard pass to the FSU 35. Chet Winters hauled in a 14-yard pass to the Florida State 21 for another first down.

After one more first down on a 10-yard scramble by Watts, the senior quarterback found Rhodes in the endzone for the touchdown.

Two completed passes gave Florida State the ball on the Oklahoma 45 with just five seconds remaining. Capece attempted to give Florida State the win with a 62-yard field goal, but the attempt fell six yards short and the Seminoles had lost to the Sooners for the second straight time in the Orange Bowl.

1982 GATOR BOWL FLORIDA STATE 31, W. VIRGINIA 12

JACKSONVILLE, Fla. (Dec. 30, 1982) - Greg Allen rambled for 138 yards and two scores, while surprise starter Blair Williams threw for 202 yards and another touchdown as Florida State upset West Virginia, 31-12, in the 38th annual Gator Bowl Classic.

Allen, who was named MVP for his performance, scored on third quarter runs of 29 and 1 yards to break open a tight game and give the Seminoles a 31-6 lead into the fourth quarter.

The victory lifted the Seminoles to 9-3 on the year and gave FSU head coach Bobby Bowden a win in his first encounter against the Mountaineers - the team he served as head coach for from 1970-75.

Florida State drew first blood in the game - taking a 3-0 lead on a 20-yard field goal by Philip Hall with 3:30 remaining in the first quarter. After being frustrated by a blocked field goal attempt on the first drive of the game, the Mountaineers came back to tie the game on the second play of the second quarter when All-American Paul Woodside hit a 48-yard field goal.

But the Seminoles took the lead for good on the next play.

Fielding Woodside's kickoff on the five, Billy Allen started up the middle and then broke to his left - going a Gator Bowl record 95 yards for a touchdown and a 10-3 FSU lead.

West Virginia added a late second-half field goal to cut the lead to 10-6, but Williams led FSU on a 63-yard drive for a touchdown with under one minute to play.

Taking over on its own 27, FSU got 31 yards from Greg Allen on a pair of sweep plays before the Mountaineers were hit with a 21-yard penalty on a pass interference call. With just 15 seconds remaining and the ball on the 27, Williams lofted a pass into the right corner of the endzone, where Dennis McKinnon went high over two WVU defenders to make a spectacular catch and give the Seminoles a 17-6 intermission lead.

The third quarter belonged to Greg Allen. Carrying the ball just five times, the sophomore tailback logged 52 yards - capping both drives with touchdowns.

Florida State's defense, which was in the face of WVU quarterback Jeff Hostetler all night, controlled the final period by limiting the Mountaineers to just two possessions.

FSU limited Hostetler to just 10 completions in 28 attempts for 118 yards and two interceptions while the Seminole offense was busy piling up 451 yards of total offense against a WVU defense that was ranked in the top 10 nationally.

1983 PEACH BOWL FLORIDA STATE 28, N. CAROLINA 3

ATLANTA, Ga. (Dec. 28, 1983) - Making his first-ever start at Florida State, Eric Thomas fired a pair of first quarter touchdown passes to lead the Seminoles to a stunning 28-3 win over North Carolina in the 16th Annual Peach Bowl Classic.

Thomas, a third-year sophomore who played sparingly throughout the year, led FSU on two long scoring drives on the Seminoles' first two possessions. On the first drive, Thomas directed a nine-play, 62-yard march from the Florida State 38. The drive ended when Thomas found Weegie Thompson in the right corner of the endzone from 15 yards out for the touchdown.

Following a strong defensive effort that forced a Tar Heel punt after three downs, Thomas took over again. Displaying veteran composure in eluding a UNC blitz, he found Thompson again with an 18-yard score for a 14-0 lead.

The Seminoles stretched their lead to 21-0 before the intermission. Midway through the second quarter, Pete Pantone fell on a fumbled punt return at the UNC 16. Rosie Snipes scored on a 1-yard run and Philip Hall added the conversion for a three touchdown lead at the half.

Turning in its best defensive effort of the season, Florida State held North Carolina to just three points on a 36-yard field goal by Brooks Barwick with 10:22 remaining in the game. Defensive MVP Alphonso Carreker led the Seminoles who held the outstanding Tar Heel running attack to only 32 net yards on the ground. In the game, UNC could manage only 198 yards in total offense.

In the second half, the Seminoles used a ball control offense that accounted for 265 yards on the ground to limit any hopes of a Carolina comeback. Greg Allen and Cletis Jones led FSU's assault - piling up a combined 176 yards on 37 carries.

Florida State scored its last touchdown on a 1-yard run by Thomas after the Seminoles used an 11-play, 88-yard drive to eat up all but 31 seconds of the fourth quarter clock. For Thomas, his two touchdown passes and running of the option play earned him offensive MVP honors.

**1984 CITRUS BOWL
FLORIDA STATE 17,
GEORGIA 17**

ORLANDO, Fla. (Dec. 21, 1984) - Blocking its ninth punt of the season, Florida State scored late in the fourth quarter to escape with a 17-17 tie with Georgia, in front of 51,821 fans in the Florida Citrus Bowl in Orlando. Leading 17-9 with 3:58 left, Georgia punter Chip Andrews dropped back to receive the center snap, when FSU's Lenny Chavers burst through the middle of the Bulldog line to block the punt. Special team phenomenon Joe Wessel scooped up the loose ball and returned it 14 yards for his fourth touchdown of the season off of a blocked kick.

"I know I was going to get it," Chavers said. "I went to the referee and told him I was going to do it."

Florida State, who fell behind 14-0 at the half, needed the blocked punt to tie the score at 17.

The Bulldogs took control in the second quarter, scoring on runs of 2 and 4 yards by running back Lars Tate, who gained 75 yards and was named Offensive Player of the Game.

Tate's second touchdown was set up when cornerback Kevin Harris picked off an Eric Thomas pass and returned it 18 yards to the FSU 13 with 1:22 remaining in the first half.

Florida State got on track early in the third quarter, as it marched 67 yards with the second half kickoff to set up a 32-yard field goal by Derek Schmidt.

The Seminoles' next score came with 14:12 left in the game when Tony Smith, who finished the day with 68 yards on 10 carries, bolted over from the 1.

Held to 134 yards of total offense by a stingy Florida State defense, Georgia scored its only points of the second half with 12:10 left in the game on a 36-yard field goal by Kevin Butler.

The FSU defense was led by linebacker Henry Taylor and safety Billy Allen, both of whom registered 11 tackles.

While the defense had success stopping the Georgia offensive attack, Florida State's offense sputtered throughout much of the game, gaining only 246 yards of total offense.

Georgia did mount a late scoring threat when it took possession of the ball on the Florida State 46-yard line with 21 seconds left. After two incomplete passes, the Bulldogs lined up to attempt a 70-yard field goal by All-American Kevin Butler. Butler's attempt fell just short as time expired.

**1985 GATOR BOWL
FLORIDA STATE 34,
OKLAHOMA STATE 23**

JACKSONVILLE, Fla. (Dec. 30, 1985) - Freshman quarterback Chip Ferguson threw for 338 yards and a pair of touchdowns and Tony Smith added 201 yards rushing as Florida State rolled over Oklahoma State 34-23 in the 41st annual Gator Bowl Classic in Jacksonville.

FSU, who entered the game minus its top three receivers, fooled Oklahoma State by throwing on 15 of the first 20 plays of the game. Two Derek Schmidt field goals of 23 and 39 yards with a 39-yard touchdown play to Herb Gainer sandwiched in between gave FSU a 13-0 halftime lead.

Oklahoma State got on the scoreboard immediately following the intermission when a Ronnie Williams-directed drive of 63 yards ended in a 33-yard field goal by Brad Dennis.

But Ferguson, who was named the game's MVP, went back to



Quarterback Chip Ferguson, now a senior, won the Gator Bowl's MVP trophy as a freshman

the air, leading the Seminoles 73 yards on the next series and handing off to senior fullback Cletis Jones for a 3-yard touchdown run. An interception by Deion Sanders immediately gave the ball back to FSU and Ferguson, working from the OSU 36-yard line, used just five plays before hitting Gainer once again on a 19-yard touchdown pass. That sent the score to 27-3 in the Seminoles' favor.

Oklahoma State didn't give up, with Williams' marching 79 yards on the next series and passing 29 yards to All-American tailback Thurman Thomas for a Cowboy TD. Following a Ferguson fumble, Williams handed off to Thomas, who threw back to the quarterback for a 12-yard TD that closed the score to 27-17.

Early in the fourth quarter, Ferguson scored from 1 yard out to give the Seminoles a 17-point cushion. The Cowboys added a late touchdown on a Williams-to-Hart Lee Dykes 31-yard pass play.

FSU set four team records in the game, including one for 569 yards of total offense. It was FSU's fourth straight bowl appearance and a second Gator Bowl victory in four years.

Sophomore wide receiver Randy White, who had never caught a pass in college, caught four first-half passes for 87 yards while Gainer, who had caught just five during the regular season, hauled in seven for 148 yards and his two TDs. Smith's 201 rushing yards came in just 24 carries, many of them on draw plays that FSU mixed effectively with the pass.

The Seminole defense held the heralded Thomas in check the entire game, holding him to just 97 yards on 26 attempts.

Florida State finished the season with a 9-3-0 record while defending Gator Bowl champion OSU fell to 8-4-0 before 79,417 in the Gator Bowl.

**1986 ALL-AMERICAN BOWL
FLORIDA STATE 27,
INDIANA 13**

BIRMINGHAM, Ala. (Dec. 31, 1986) - Tailback Sammie Smith rushed for 205 yards and two touchdowns as Florida State scored a 27-13 win over Indiana in the 10th annual All-American Bowl.

Although Florida State was outgained in total yards and time of possession, Indiana seemed to be its own worst enemy, missing four scoring opportunities inside the FSU 31-yard line. The Hoosiers gained 383 yards to the Seminoles' 342 and held on to the ball almost 15 minutes more than FSU.

The Hoosiers scored first in the game. After driving 60 yards in

13 plays, Pete Stoyanovich kicked a 35-yard field goal to give his team the 3-0 lead.

FSU then opened up its running game and found that its weapon for the evening would be Smith, a redshirt freshman. He ran for 28 yards on four carries and caught a pass for seven more as the Seminoles moved down the field. Capping the drive, Sammie took it in from the 4. Derek Schmidt's PAT was blocked by Hoosier linebacker Van Waters as FSU took a 6-3 lead.

Indiana's next drive, after covering 46 yards, was stalled when Stoyanovich missed a 47-yard field goal.

Florida State picked up another touchdown before the half when Smith scored on a 9-yard romp. The Seminoles would carry that 13-3 lead into intermission after another Indiana drive stalled with a missed field goal. The Hoosiers had moved to the FSU 5, but following a penalty and a Terry Warren sack of IU quarterback Dave Kramme, Stoyanovich missed from 41 yards.

FSU made it 20-3 on the first possession of the second half when Smith ran three times for 20 yards and the Holloman brothers did the rest. The drive was sparked by a 36-yard reverse by Darrin, while senior fullback Tanner collected 15 yards, including an 8-yard TD.

IU came right back on a long drive of its own, but Stoyanovich missed a third time, this one from 49 yards out. The Hoosier defense continued to hold the Seminoles and late in the third period, Indiana made an attempt to get back into the game. First, Tony Buford pulled in a 20-yard pass from Kramme at the FSU 37. Freshman running back Anthony Thompson then gained 17 tough yards on five carries to push the Hoosiers to the FSU 4. Fullback Andre Powell closed the gap to 20-10 with a 2-yard plunge at the 1:19 mark to the quarter.

Following a Danny McManus interception in the opening minutes of the fourth quarter, Indiana drove 56 yards on seven plays and a Stoyanovich 30-yard field goal closed the score to 20-13.

But FSU marched right back behind a handful of carries by Smith that netted 44 yards, and scoring on a 10-yard run by Tanner Holloman.

For his performance, Smith was awarded the MVP trophy and the Seminoles finished the season with a 7-4-1 record.

1988 FIESTA BOWL

FLORIDA STATE 31, NEBRASKA 28

TEMPE, AZ (Jan. 1)—Florida State quarterback Danny McManus hit wide receiver Ronald Lewis on a fourth and 15 touchdown play late in the fourth quarter as FSU bounced back to win the Fiesta Bowl over Nebraska 31-28.

Down 14-0 after one quarter to the fifth-ranked Cornhuskers, the Seminoles battled back and gave a national NBC television audience a show to the wire.

FSU scored 21 points in the second quarter after abandoning the run and turning to the hot hand of McManus, who would be named the game's offensive MVP. When it was over, McManus had broken Fiesta Bowl records for passes attempted (51) and yards (375).

Nebraska struck quickly on this day on a 3-yard run by All-Big Eight tailback Keith Jones and then a 52-yard punt return by Dana Brinson. At the end of one, Florida State trailed 14-0.

The second quarter was all Garnet and Gold, however. A Deion Sanders' interception of a Steve Taylor pass gave the Seminoles their first break and the football at the Husker 40. Six plays later, Herb Gainer snagged the first of his two TDs, this one a 10-yarder.

The Florida State defense, dominating the line of scrimmage,

continued to tighten. A Paul McGowan fumble recovery after an Eric Williams' hit turned the ball back to the offense. Seventy-five yards later, including 19 of them on a bootleg play, McManus handed off to Dayne Williams for the 1-yard TD run behind FSU's "34 Wham" goal-line offense.

Florida State scored on its third consecutive possession with just 44 seconds left in the half. McManus connected with Gainer from 25 yards out and the Seminoles enjoyed a 21-14 lead.

The Huskers evened the score at 21-21 when they took the second half kickoff and marched 77 yards behind Taylor, who took it in from the 2. McManus brought his club right back, taking the 24-21 lead on a Derek Schmidt 32-yard field goal.

With 40 seconds left in the third period, fullback Tyreese Knox put Nebraska back on top on a 4-yard run. The drive was set up when FSU punter Rick Tuten's boot moved only five yards and Taylor took over the Husker offense at the FSU 48.

The fourth period proved to be the culmination of an exciting afternoon for the crowd of 72,112 in Sun Devil Stadium. Nebraska's offense began to roll, driving up the field and using six minutes of clock time as the game wound down. Camped at the Tribe 2 on second and goal, the Huskers were set to deal the final blow to the Seminole hopes. But as Knox got the handoff and headed into the line of scrimmage, the ball popped loose and FSU's Eric Hayes recovered the fumble.



McManus won his first New Year's Day Bowl with the '88 Fiesta victory over Nebraska

THE RECORD BOOK

With 6:58 left, McManus needed a touchdown for a Florida State win. Starting from his own 3, the senior led his team down to the Nebraska 2—the big play coming on a 43-yard pass to tailback Dexter Carter. A dead ball foul pushed the Seminoles back to the 18 and two plays later, McManus faced fourth and goal from the 15. Following a timeout, head coach Bobby Bowden elected to put all his marbles into one play, instead of kicking the field goal and hoping to get the ball back.

McManus came back on the field, took the snap and hit Lewis on the square-in pattern for the winning touchdown.

A tired Florida State defense held Nebraska's final rally in check as the Seminoles won their third consecutive bowl game and their first ever New Year's Day game.

FSU outgained the powerful Nebraska offense, 457 yards to 384. McManus completed 28 of his 51 attempts for 375 yards and three touchdowns while Taylor completed just seven of 14 for 142 yards. Ten of McManus' passes went to seniors Pat Carter (5-54) and Gainer (5-89) while Lewis and Dexter Carter caught four each.

Florida State finished the season 11-1 and was voted runnerup in both the *Associated Press* and *United Press International* polls to national champion Miami.



Dayne Williams scores on the "34 Wham"



Pat Carter's last game as a Seminole: five catches for 54 yards



Danny McManus was named the Fiesta MVP for his gutsy performance

FSU BOWL RECORDS

INDIVIDUAL RECORDS

TOTAL OFFENSE

Most Plays - 61, Kim Hammond vs. Penn State, 1967 Gator Bowl
Most Yards Total Offense - 401, Danny McManus vs. Nebraska, 1988
Most Touchdowns Responsible For - 5, Steve Tensi vs. Oklahoma, 1965 Gator Bowl

RUSHING

Most Rushes - 27, Phil Spooner vs. Oklahoma, 1965 Gator Bowl
Most Yards Gained - 205, Sammie Smith vs. Indiana, 1986 All-American Bowl
Most TDs Rushing - 2, Greg Allen vs. West Virginia, 1982 Gator Bowl; Sammie Smith and Tanner Holloman vs. Indiana, 1986 All-American Bowl; Dayne Williams, 1988 Fiesta Bowl
Longest Rush - 65, Dennis McKinnon vs. West Virginia 1982 Gator Bowl
Highest Average Per Rush - 8.4, (24-202), Tony Smith vs. Oklahoma State, 1985 Gator Bowl

PASSING

Most Passes Attempted - 53, Kim Hammond vs. Penn State, 1967 Gator Bowl
Most Passes Completed - 37, Kim Hammond vs. Penn State, 1967 Gator Bowl
Most Passes Had Intercepted - 4, Kim Hammond vs. Penn State, 1967 Gator Bowl; Steve Tensi vs. Oklahoma, 1965 Gator Bowl
Most Yards Gained - 375, Danny McManus vs. Nebraska, 1988
Most Touchdown Passes - 5, Steve Tensi vs. Oklahoma, 1965 Gator Bowl
Longest Pass - 46, Kent Gaydos from Gary Huff vs. Arizona State, 1971 Fiesta Bowl

RECEIVING

Most Passes Caught - 14, Ron Sellers vs. Penn State, 1967 Gator Bowl
Most Yards Gained - 192, Fred Biletnikoff vs. Oklahoma, 1965 Gator Bowl
Most TD Passes Caught - 4, Fred Biletnikoff vs. Oklahoma, 1965 Gator Bowl

PUNTING

Most Punts - 9, Rohn Stark vs. Oklahoma, 1980 Orange Bowl; Bill Cheshire vs. LSU, 1968 Peach Bowl
Highest Average - 47.5, Louis Berry vs. Oklahoma State, 1985 Gator Bowl

Most Yards on Punts - 380, Rohn Stark vs. Oklahoma, 1980 Orange Bowl
Longest Punt - 70, Rohn Stark vs. Oklahoma, 1980 Orange Bowl

PUNT RETURNS

Most Punt Returns - 5, Jessie Hester vs. North Carolina, 1983 Peach Bowl
Most Yards on Punt Returns - 73, Billy Graham vs. Texas Western, 1955 Sun Bowl
Longest Punt Return - 35, Lenny Chavers vs. Georgia, 1984 Citrus Bowl

KICKOFF RETURNS

Most Kickoff Returns - 5, Barry Smith vs. Arizona State, 1971 Fiesta Bowl
Most Yards on Kickoff Returns - 143, Barry Smith vs. Arizona State, 1971 Fiesta Bowl
Most TDs on Kickoff Returns - 1, Billy Allen vs. West Virginia, 1982 Gator Bowl; Larry Key vs. Texas Tech, 1977 Tangerine Bowl
Longest Kickoff Return - 95, Billy Allen vs. West Virginia, 1982 Gator Bowl (TD)

INTERCEPTIONS

Most Passes Intercepted - 2, Brian McCrary vs. West Virginia, 1982 Gator Bowl
Most Yards on Interceptions - 69, Howard Ehler vs. Oklahoma, 1965 Gator Bowl
Longest Interception Return - 69, Howard Ehler vs. Oklahoma, 1965 Gator Bowl

SCORING

Most Points - 24, Fred Biletnikoff vs. Oklahoma, 1965 Gator Bowl
Most Touchdowns - 4, Fred Biletnikoff vs. Oklahoma, 1965 Gator Bowl
Most PATs Attempted - 4, Derek Schmidt vs. Oklahoma State, 1985 Gator Bowl, vs. Indiana, 1986 All-American Bowl, and vs. Nebraska, 1988 Fiesta Bowl; Philip Hall vs. North Carolina, 1983 Peach Bowl and vs. West Virginia, 1982 Gator Bowl; Dave Cappelen vs. Texas Tech, 1977 Tangerine Bowl
Most PATs Made - 4, Derek Schmidt vs. Oklahoma State, 1985 Gator Bowl, vs. Indiana, 1986 All-American Bowl, and vs. Nebraska, 1988 Fiesta Bowl; Philip Hall vs. North Carolina, 1983 Peach Bowl and vs. West Virginia, 1982 Gator Bowl
Most Points Kicking - 12, Frank Fontes vs. Arizona State, 1971 Fiesta Bowl

FIELD GOALS

Most Field Goals Attempted - 4, Bill Capece vs. Oklahoma, 1981 Orange Bowl

THE RECORD BOOK

Most Field Goals Made - 3, Frank Fontes vs. Arizona State, 1971 Fiesta Bowl

Longest Field Goal Made - 42, Frank Fontes vs. Arizona State, 1971 Fiesta Bowl

TEAM RECORDS - Single-Game Offense

TOTAL OFFENSE

Most Yards Gained - 569 vs. Oklahoma State, 1985 Gator Bowl

Most Yards Gained, Both Teams - 938 vs. Oklahoma State, 1985 Gator Bowl

RUSHING

Most Yards Gained - 364 vs. North Carolina, 1983 Peach Bowl

Most Yards Gained, Both Teams - 562 vs. North Carolina, 1983 Peach Bowl

Most Touchdowns - 4 vs. Indiana, 1986 All-American Bowl

PASSING

Most Passes Attempted - 55 vs. Penn State, 1967 Gator Bowl

Most Passes Completed - 38 vs. Penn State, 1967 Gator Bowl

Most Passes Intercepted - 4 vs. Penn State, 1967 Gator Bowl; vs. Oklahoma, 1965 Gator Bowl

Most Yards Gained - 455 vs. Texas Tech, 1977 Tangerine Bowl

Most Yards Gained, Both Teams - 734 vs. Texas Tech, 1977 Tangerine Bowl

Touchdown Passes - 5 vs. Oklahoma, 1965 Gator Bowl

PUNTING

Most Punts - 9 vs. Oklahoma, 1980 Orange Bowl; vs. LSU, 1968 Peach Bowl; vs. Wyoming, 1966 Sun Bowl

Most Punts, Both Teams - 17 vs. Wyoming, 1966 Sun Bowl

Highest Average - 47.5 vs. Oklahoma State, 1985 Gator Bowl

PUNT RETURNS

Most Punt Returns - 5 vs. North Carolina, 1983 Peach Bowl; vs. Penn State, 1967 Gator Bowl

Most Yards Gained - 62 vs. Georgia, 1984 Citrus Bowl

KICKOFF RETURNS

Most Kickoff Returns - 8, vs. Arizona State, 1971 Fiesta Bowl; vs. Texas Western, 1955 Sun Bowl

Most Yards Gained - 184 vs. Arizona State, 1971 Fiesta Bowl

Greatest Margin of Victory - 25 vs. North Carolina, 1983 Peach Bowl

Greatest Margin of Defeat - 27 vs. Texas Western, 1955 Sun Bowl

Most Touchdowns - 5 vs. Texas Tech, 1977 Tangerine Bowl; vs. Oklahoma, 1965 Gator Bowl

Most PATs Made - 4 vs. Nebraska, 1988 Fiesta Bowl; vs. Indiana, 1986 All-American Bowl; vs. Oklahoma State, 1985 Gator Bowl; vs. North Carolina, 1983 Peach Bowl; vs. West Virginia, 1982 Gator Bowl

Most Field Goals Made - 3 vs. Arizona State, 1971 Fiesta Bowl

FIRST DOWNS

Most First Downs - 31 vs. Oklahoma State, 1985 Gator Bowl

Most First Downs, Both Teams - 54 vs. Oklahoma State, 1985 Gator Bowl

Most Rushing First Downs - 21 vs. Oklahoma, 1980 Orange Bowl

Most Passing First Downs - 19 vs. Oklahoma State, 1985 Gator Bowl; vs. Nebraska, 1988 Fiesta Bowl

FUMBLES

Most Fumbles Lost - 2 vs. Oklahoma State, 1985 Gator Bowl; vs. Texas Tech, 1977 Tangerine Bowl; vs. Wyoming, 1966 Sun Bowl; vs. Oklahoma, 1965 Gator Bowl; vs. Oklahoma State, 1958 Bluegrass Bowl; vs. Texas Western, 1955 Sun Bowl

Most Fumbles Lost, Both Teams - 5 vs. Oklahoma, 1981 Orange Bowl

Single-Game Defense

FIRST DOWNS

Fewest First Downs Allowed - 6, Wofford, 1950 Cigar Bowl

TOTAL DEFENSE

Fewest Yards - 139, Wofford, 1950 Cigar Bowl

Most Yards - 450, Arizona State, 1971 Fiesta Bowl

RUSHING DEFENSE

Fewest Yards Rushing - 32, North Carolina, 1983 Peach Bowl

Most Yards Rushing - 411, Oklahoma, 1980 Orange Bowl

PASS DEFENSE

Fewest Passes Attempted - 4, Oklahoma, 1980 Orange Bowl

Fewest Passes Completed - 2, Oklahoma, 1980 Orange Bowl

Fewest Yards Passing - 36, Oklahoma, 1980 Orange Bowl

Most Yards Passing - 279, Texas Tech, 1977 Tangerine Bowl

Most Passes Intercepted - 3, Penn State, 1967 Gator Bowl


"It's an omelet with everything in it but a white flag. They've merged the flying circus with the cross country teams and called it Florida State football. The Seminoles play offense the way Zsa Zsa plays bride.

Sometimes FSU gets so revved up it runs over its own toes. Sometimes the end-arounds and double passes do nothing but scrape up a lot of sparks, after all, you can only try to draw a royal flush so many times.


But there are plenty of times Coach Bobby Bowden needs to set up speed bumps in the endzone. Sometimes he needs to deploy sharpshooters with tranquilizer guns to slow down his team. And toss out hushpuppies to help his troops gear down.

Would you believe a double reverse from the 3-yard line? Either one. Take your pick. This is Florida State football."

- Shelby Strother, Detroit News



Crowd Pleaser.



At every Hardee's® in the Tallahassee area, you'll find plenty of crowd-pleasing combinations. Like a sizzling ¼ lb.* Big Deluxe™ burger with an icy-cold soft drink. Or a scrumptious Rise and Shine™ biscuit with a piping hot cup of coffee. No matter which combination you choose, you're sure to come out a winner.

Hardee's.
We're out to win you over.™

©1988 Hardee's Food Systems, Inc.
*pre-cooked weight

A3