


# REVIEW

1988 REVIEW



# 11-1 again!

TWO SEASONS OF EXCELLENCE

87


## FINAL AP POLL

| RANK | TEAM           | RECORD | PTS   |
|------|----------------|--------|-------|
| 1.   | Miami          | 12-0-0 | 1,140 |
| 2.   | Florida State  | 11-1-0 | 1,071 |
| 3.   | Oklahoma       | 11-1-0 | 1,008 |
| 4.   | Syracuse       | 11-0-1 | 966   |
| 5.   | LSU            | 10-1-1 | 864   |
| 6.   | Nebraska       | 10-2-0 | 825   |
| 7.   | Auburn         | 9-1-2  | 795   |
| 8.   | Michigan State | 9-2-1  | 768   |
| 9.   | UCLA           | 10-2-0 | 641   |
| 10.  | Texas A&M      | 10-2-0 | 629   |
| 11.  | Oklahoma State | 10-2-0 | 542   |
| 12.  | Clemson        | 10-2-0 | 537   |
| 13.  | Georgia        | 9-3-0  | 423   |
| 14.  | Tennessee      | 10-2-1 | 379   |
| 15.  | South Carolina | 8-4-0  | 306   |
| 16.  | Iowa           | 10-3-0 | 296   |
| 17.  | Notre Dame     | 8-4-0  | 219   |
| 18.  | Southern Cal   | 8-4-0  | 158   |
| 19.  | Michigan       | 8-4-0  | 137   |
| 20.  | Arizona State  | 7-4-1  | 48    |

## FINAL AP POLL

| RANK | TEAM             | RECORD | PTS     |
|------|------------------|--------|---------|
| 1.   | Notre Dame       | 12-0   | 1,198.5 |
| 2.   | Miami            | 11-1   | 1,141.5 |
| 3.   | Florida State    | 11-1   | 1,073   |
| 4.   | Michigan         | 9-2-1  | 928     |
| 5.   | West Virginia    | 11-1   | 917     |
| 6.   | UCLA             | 10-2   | 864     |
| 7.   | Southern Cal     | 10-2   | 803     |
| 8.   | Auburn           | 10-2   | 801     |
| 9.   | Clemson          | 10-2   | 708     |
| 10.  | Nebraska         | 11-2   | 704     |
| 11.  | Oklahoma State   | 10-2   | 671     |
| 12.  | Arkansas         | 10-2   | 489     |
| 13.  | Syracuse         | 10-2   | 469     |
| 14.  | Oklahoma         | 9-3    | 438     |
| 15.  | Georgia          | 9-3    | 333     |
| 16.  | Washington State | 9-3    | 330     |
| 17.  | Alabama          | 9-3    | 213     |
| 18.  | Houston          | 9-3    | 147     |
| 19.  | LSU              | 8-4    | 92      |
| 20.  | Indiana          | 8-3-1  | 75      |

88



Head Coach Bobby Bowden made all the right calls in a crucial test at Clemson last season, including the classic "Puntrookie."

A few Auburn runners escaped, but Florida State's defense dominated the 1989 Sugar Bowl to give the Seminoles a 13-7 win and a seventh straight bowl championship.

A group of outstanding seniors, on both the offense (above) and defense, provided leadership and took the Tribe to 11 straight wins in 1988.

## 1988 - THE YEAR IN REVIEW

## GAME #1

Miami 31

Florida State 0

MIAMI, FLA. (Sept. 3, 1988) — Miami used a swarming defense to hold Florida State to 42 yards rushing, while UM quarterback Steve Walsh threw for 228 yards and a pair of touchdowns as Miami vaulted to the number one ranking with a 31-0 shutout of Florida State.

The Seminoles were shut out for the first time since Bobby Bowden's second game as head coach in 1976. UM took advantage of six Seminole turnovers, including five interceptions by three FSU quarterbacks as Florida State's longest drive of the day traveled just 31 yards. FSU entered Miami territory twice as the Hurricane defense dominated the Tribe offensive line.

Miami took a 3-0 lead on a 39-yard field goal by Carlos Huerta after a nine-play, 61-yard drive off the opening kickoff and it proved to be the only points UM would need. The FSU defense tightened to hold Miami scoreless for the rest of the first quarter, but an interception by Bobby Harden at the Florida State 20-yard line set up a two-yard touchdown run by Cleveland Gary at 14:27 of the second period.

Miami scored again with 11 seconds left in the half on a 19-yard pass from Walsh to tight end Rob Chudzinski which put Florida State in a 17-0 hole going into the second half. It was the first time the Tribe was shut out in a half since the 1985 North Carolina game.

Poor field position and superlative play by UM linebackers Bernard Clark and Maurice Crum, who each had 11 tackles in the game, contributed to Florida State's lack of offensive punch in the second quarter and throughout the second half.



Florida State running backs left trapped by Miami's defense all night as the Hurricanes controlled the line of scrimmage and limited the Seminoles to 42 rushing yards.

Walsh capped an 18 of 37 day passing with a five-yard pass to running back Leonard Conley in the third quarter. Conley led all rushers with 67 yards on 17 carries. Back-up quarterback Craig Erickson completed the scoring with a 17-yard touchdown pass to PeeWee Smith late in the game.

Florida State had a string of 11 straight season-opening wins broken.

| Score By Quarters | 1 | 2  | 3 | 4 | F  |
|-------------------|---|----|---|---|----|
| Florida State     | 0 | 0  | 0 | 0 | 0  |
| Miami             | 3 | 14 | 7 | 7 | 31 |

## Scoring Summary

UM-Huerta 39 FG, 11:46

UM-Gary 2 run (Huerta kick), 14:27

UM-Chudzinski 19 pass from Walsh (Huerta kick), 0:11

UM-Conley 5 pass from Walsh (Huerta kick), 8:54

UM-Smith 17 pass from Erickson (Huerta kick), 1:30

| Team Statistics    | FSU     | MIAMI   |
|--------------------|---------|---------|
| First Downs        | 12      | 25      |
| Total Offense      | 242     | 450     |
| Rushes - Yards     | 22-42   | 45-184  |
| Passing Yards      | 200     | 266     |
| Comp-Att-Int       | 18-36-4 | 22-41-0 |
| Return Yards       | 23      | 69      |
| Sacks-Yards Lost   | 0-0     | 1-8     |
| Punts-Avg          | 6-34.5  | 4-41.5  |
| Fumbles-Lost       | 4-1     | 3-1     |
| Penalties-Yards    | 5-40    | 9-60    |
| Time of Possession | 24:21   | 35:39   |

## Individual Statistics

**Rushing:** FSU: Williams 3-20, Lewis 1-14, Carter 2-9, Smith 10-6, Bennett 3-6, Ferguson 3-(-8). UM: Conley 17-67, Gary 12-46, Crowell 5-31, Highsmith 4-30, Walters 6-21, Team 1-(-11).

**Passing:** FSU: Ferguson 16-10-2-121, Willis 17-6-2-49, Weldon 3-2-1-30. UM: Walsh 37-18-0-228, Kalal 1-1-0-9, Erickson 3-3-0-29.

**Receiving:** FSU: Smith 4-38, Carter 4-44, Johnson 3-20, Lewis 2-41, Anthony 2-23, Bennett 1-29, Floyd 1-4, Roberts 1-1. UM: Hill 5-79, Chudzinski 5-61, Gary 4-43, Crowell 2-18, Dawkins 2-11, Brown 1-23, Smith 1-17, Bethel 1-9, Conley 1-5.

## GAME #2

Florida State 49

Southern Mississippi 13

TALLAHASSEE, FLA. (Sept. 10, 1988) — All-America cornerback Deion Sanders intercepted an errant Bret Favre pass on the second play of the game and returned it 39 yards for a touchdown to spark the Seminoles to a 49-13 win over the Golden Eagles of Southern Mississippi.


The Florida State defense stopped the Golden Eagles several times in the first quarter while the FSU offense got untracked, finally scoring a touchdown of their own late in the period on a 22-yard completion from quarterback Chip Ferguson to tailback Dexter Carter. The score came at the end of a seven-play, 60-yard drive.

Two series later, Ferguson hit sophomore Lawrence Dawsey on a 93-yard touchdown pass, the third longest in FSU history, as the Seminoles took a 21-7 lead. On the day, Ferguson completed 12 of 17 passes for three touchdowns and 239 yards. He was relieved early in the third quarter by backups Casey Weldon and Peter Tom Willis.

After another Dexter Carter touchdown, FSU led 28-0 before Southern Miss scored 10 points in the final two minutes of the first half for a 28-10 halftime score. Favre completed just seven of 18 passes in the first half as the Seminole defense dominated until that final two minutes.

Florida State put the game away in the third quarter with a pair of scores in the first eight minutes. The Tribe took the opening kickoff and went 72 yards on four plays with a large chunk of the yardage coming on a 24-yard run by Carter. Dawsey got his second touchdown of the day on a 16-yard pass from Ferguson at 13:36.

From there, third team quarterback Casey Weldon directed the Florida State offense to a pair of touchdowns with scoring strikes to Tom O'Malley and Terry Anthony. Southern Miss, which gained just 94 yards rushing on the night, added a field goal with no time left.



Although CBS cameras missed the now-famous Puntrookie play, a few photographers caught it. 1. First, the ball is snapped to up-back Dayne Williams (49), who places the ball in LeRoy Butler's (6) hands...

**GAME #3**  
**Florida State 24**  
**Clemson 21**

| Score By Quarters    | 1  | 2  | 3  | 4 | F  |
|----------------------|----|----|----|---|----|
| Southern Mississippi | 0  | 10 | 0  | 3 | 13 |
| Florida State        | 14 | 14 | 14 | 7 | 49 |

**Scoring Summary**

FSU-D.Sanders 39 interception return (Andrews kick), 14:40  
 FSU-D.Carter 22 pass from Ferguson (Andrews kick), 2:21  
 FSU-Dawsey 93 pass from Ferguson (Andrews kick), 12:50  
 FSU-D.Carter 2 run (Andrews kick), 3:56  
 USM-Bradley 33 pass from Favre (Seroka kick), 1:11  
 USM-Seroka 45 FG, :00  
 FSU-Dawsey 16 pass from Ferguson (Andrews kick), 13:36  
 FSU-O'Malley 7 pass from Weldon (Andrews kick), 7:26  
 FSU-Anthony 17 pass from Weldon (Andrews kick), 12:20  
 USM-Seroka 29 FG, :00

| Team Statistics    | USM     | FSU     |
|--------------------|---------|---------|
| First Downs        | 14      | 24      |
| Total Offense      | 276     | 495     |
| Rushes - Yards     | 34-94   | 43-185  |
| Passing Yards      | 182     | 310     |
| Comp-Att-Int       | 16-41-1 | 17-34-4 |
| Return Yards       | 56      | 121     |
| Sacks-Yards Lost   | 2-14    | 2-15    |
| Punts-Avg          | 11-40.5 | 4-39.7  |
| Fumbles-Lost       | 1-1     | 2-1     |
| Penalties-Yards    | 9-74    | 6-45    |
| Time of Possession | 30:11   | 29:49   |

**Individual Statistics**

**Rushing:** USM: Gandy 19-53, Young 4-27, Bradley 4-17, Warnsley 6-11, Howell 1-9, Weeks 1-1, Bryant 1(-)-8, Favre 3(-)-16. FSU: Carter 9-44, Smith 8-42, Parker 7-40, Williams 8-31, Ross 4-22, Floyd 1-14, Dawsey 1-5, Bennett 3-1, Willis 2(-)-14.  
**Passing:** USM: Favre 36-13-1-158, Young 4-3-0-24, Bryant 1-0-0-0. FSU: Ferguson 17-12-2-239, Weldon 13-3-1-63, Willis 4-2-1-8.  
**Receiving:** USM: Bradley 3-48, Rowell 3-23, Gandy 2-34, Williams 2-30, Weeks 2-17, Warnsley 2-10, Tillman 1-14, Jackson 1-6. FSU: Lewis 4-86, Dawsey 2-109, Carter 2-34, Anthony 2-29, O'Malley 2-15, LaSane 1-20, Parker 1-12, Roberts 1-10, Smith 1(-)-1, Floyd 1(-)-4.

CLEMSON, S.C. (Sept. 17, 1988) — Florida State Head Coach Bobby Bowden, renowned for his trick plays, saved one of his all-time best for the final minutes of the Clemson game as Florida State pulled out a 24-21 victory in Death Valley.

Tied 21-21 in the final 1:30 of the crucial national television game, FSU was looking at fourth down and four on its own 21-yard line as the punt team came in the ball game. A few seconds later, 82,500 stunned Clemson fans looked on as FSU cornerback LeRoy Butler streaked down the sideline for 78 yards, giving the Tribe the ball on the one-yard line. One play later, Richie Andrews hit a 19-yard field goal to provide the winning margin.

Clemson had tied the game two minutes earlier on a 19-yard run by Tracy Johnson following a 66-yard, 10-play, five-minute drive.

The Tigers scored twice in the first half to take a 14-7 halftime lead. Clemson went up 7-0 at 5:10 of the first quarter on a 61-yard pass from halfback Chip Davis to wide receiver Gary Cooper as the Florida State offense could not get untracked. Ferguson passed for 70 yards, but FSU gained just one yard rushing in the period.

Forty of Ferguson's passing yards came on a 40-yard scoring pass to Dexter Carter to begin the second quarter. The pass capped a six-play, 59-yard drive. A few series later, though, Clemson seemed to break a battered FSU defense with a 17-play, 99-yard drive covering 7:45. The big play was a 38-yard pass from quarterback Rodney Williams to Cooper. Williams scored from the one.

The complexion of the game changed on the next Clemson punt, though, as Florida State punt return man Deion Sanders turned in the second-biggest play of the day. Sanders took the ball on his own 24-yard line and cut through the middle of the field past Clemson defenders, finally hurd-



2. As Butler holds his position on the delay, Dayne Williams and Alphonso Williams (26) move away to the right...

ling the Tiger punter on his way to the endzone. Momentum suddenly switched to the Seminoles.

Florida State's defense, which had again played well, stiffened and CU got nowhere. On its next drive, FSU took the lead for the first time, 21-14, with Dayne Williams ploughing over from the one.

Clemson tied it in the fourth, setting up the dramatic "Puntrooskie."

| Score By Quarters | 1 | 2 | 3  | 4 | F  |
|-------------------|---|---|----|---|----|
| Florida State     | 0 | 7 | 14 | 3 | 24 |
| Clemson           | 7 | 7 | 0  | 7 | 21 |

#### Scoring Summary

CU-J.Cooper 61 pass from C.Davis (Seyle kick), 5:10  
 FSU-D.Carter 40 pass from Ferguson (Andrews kick), 13:46  
 CU-R.Williams 7 run (Seyle kick), 2:45  
 FSU-D.Sanders 76 punt return (Andrews kick), 11:30  
 FSU-D.Williams 1 run (Andrews kick), 8:27  
 CU-Johnson 19 run (Seyle kick), 2:32  
 FSU-Andrews 19 FG, 0:32

| Team Statistics    | FSU     | CU     |
|--------------------|---------|--------|
| First Downs        | 15      | 17     |
| Total Offense      | 368     | 364    |
| Rushes - Yards     | 29-127  | 54-207 |
| Passing Yards      | 241     | 157    |
| Comp-Att-Int       | 18-28-0 | 8-25-0 |
| Return Yards       | 95      | 14     |
| Sacks-Yards Lost   | 0-0     | 2-11   |
| Punts-Avg          | 7-35.4  | 8-39.6 |
| Fumbles-Lost       | 1-0     | 4-0    |
| Penalties-Yards    | 9-86    | 7-70   |
| Time of Possession | 26:22   | 33:38  |

#### Individual Statistics

**Rushing:** FSU: Butler 1-78, Smith 10-28, Floyd 5-12, Carter 5-11, Williams 4-9, Ferguson 3(-4), Lewis 1(-7). CU: Allen 14-77, Johnson 17-69, Henderson 10-36, Williams 11-20, McFadden 2-5.

**Passing:** FSU: Ferguson 28-18-0-241. CU: Williams 24-7-0-96, C.Davis 1-0-61.

**Receiving:** FSU: Carter 4-60, Floyd 4-47, LaSane 3-65, Johnson 3-29, O'Malley 2-15, Lewis 1-15, Anthony 1-10. CU: Hooper 3-31, Cooper 2-99, Jennings 2-13, Allen 1-14.



3. ...in the opposite direction as Butler takes off to his left, racing 78 yards to the three-yard line before a stunned and silent Clemson crowd.

## GAME #4

Florida State 30

Michigan State 7

TALLAHASSEE, FLA. (Sept. 24, 1988) — Florida State's defense completely dominated Michigan State while Chip Ferguson led a balanced offensive attack as the Seminoles demolished the Spartans, 30-7. Michigan State, the first Big 10 team to play in Tallahassee, wilted in the hot afternoon sun as FSU scored 17 points in the final period.

MSU gained 226 yards on the day, 201 rushing, and punted eight times. Florida State's defensive secondary continued to come up with the big play as Deion Sanders and LeRoy Butler each intercepted passes.

The game began poorly for the Spartans, who fumbled the opening kickoff to give FSU the ball on the MSU 23. Florida State could not score, but the next time it got the ball, the Seminole offense embarked on an 11-play, 68-yard drive which ended in a one-yard touchdown pass from Ferguson to Lawrence Dawsey.

In the second quarter, Bill Mason and Richie Andrews each hit a field goal to give the Tribe a 13-0 lead after a half. Sanders came up with a leaping interception at the goal line as time ran out to preserve the FSU shutout. Although the Seminoles earned just 27 yards against a tough MSU run defense in the first half, Ferguson completed 12 of 19 passes. Michigan State's Blake Ezor gained 75 yards rushing in the first half, but would pick up just 14 in the final two quarters.

An ESPN national television audience watched as Michigan State tried to come back, scoring on its first possession of the second half on a 25-yard pass from quarterback Bobby McAllister to Andre Rison. It would be MSU's only completion, and only trip to the end zone.

The score remained 13-7 until the fourth quarter. After a 39-yard field goal by Andrews, Michigan State took the kickoff on its own 19-yard line. One play later, FSU free safety LeRoy Butler intercepted a McAllister pass and rambled 26 yards for the touchdown.

Florida State added its last score after Kelvin Smith recovered a blocked punt by Dedrick Dodge at the MSU 20. Paul Moore took it in from the five for his first collegiate touchdown.

| Score By Quarters | 1 | 2 | 3 | 4  | F  |
|-------------------|---|---|---|----|----|
| Michigan State    | 0 | 0 | 7 | 0  | 7  |
| Florida State     | 7 | 6 | 0 | 17 | 30 |

#### Scoring Summary

FSU-Dawsey 1 pass from Ferguson (Andrews kick), 2:43  
 FSU-Mason 21 FG, 11:05  
 FSU-Andrews 48 FG, 0:40  
 MSU-Rison 25 pass from McAllister (Langeloh kick), 9:18  
 FSU-Andrews 39 FG, 14:56  
 FSU-Butler 26 interception return (Andrews kick), 14:06  
 FSU-Moore 5 run (Andrews kick), 3:38

| Team Statistics    | MSU    | FSU     |
|--------------------|--------|---------|
| First Downs        | 13     | 23      |
| Total Offense      | 226    | 345     |
| Rushes - Yards     | 44-201 | 40-130  |
| Passing Yards      | 25     | 215     |
| Comp-Att-Int       | 1-9-2  | 18-31-1 |
| Return Yards       | 13     | 125     |
| Sacks-Yards Lost   | 3-12   | 2-19    |
| Punts-Avg          | 8-32.1 | 2-36.5  |
| Fumbles-Lost       | 1-1    | 0-0     |
| Penalties-Yards    | 8-54   | 5-51    |
| Time of Possession | 29:46  | 30:14   |

#### Individual Statistics

**Rushing:** MSU: Ezor 19-89, McAllister 8-31, Hickson 6-24, Hawkins 1-23, Pryor 4-20, Enos 6-14. FSU: Smith 11-48, D.Carter 10-41, Moore 3-15, Lewis 2-11, Ross 3-11, Butts 1-4, Floyd 2-4, Ferguson 5-(-1), Williams 3-(-3).  
**Passing:** MSU: McAllister 7-1-2-25, Enos 2-0-0-0. FSU: Ferguson 31-18-1-215.

**Receiving:** MSU: Rison 1-25. FSU: Anthony 4-63, D.Carter 4-34, LaSane 3-50, O'Malley 3-35, Lewis 1-16, Floyd 1-14, Williams 1-2, Dawsey1-1.

## GAME #5

Florida State 48  
 Tulane 28

NEW ORLEANS, LA. (Oct. 1, 1988) — Junior tailback Sammie Smith ran for 212 yards and the Seminoles rolled up 434 rushing yards en route to a 48-28 pounding of Tulane in the Superdome.

Against the Green Wave, the Florida State rushing game was dominant as Smith had the fourth-best day in FSU history. It was Florida State's defense which put the Seminoles on the board first though, as Tracy Sanders scored on a 34-yard interception return for a touchdown. Richie Andrews added a field goal with a minute left in the quarter to give FSU a 10-0 lead.

Tulane came back on the ensuing kickoff and embarked on a 78-yard drive. The key play was a 29-yard pick-up by Danny Michael off a fake punt. Tulane QB Terrence Jones threw for 13 yards to receiver Jerome McIntosh to complete the drive and pull TU within three at 10-7.

It was the closest the Green Wave would get. Relying on the running of Smith and Marion Butts, Florida State scored on its next two possessions, Smith taking it in from six and eight yards, respectively, as FSU went up 24-7. The teams traded touchdowns in the final five minutes of the half for a 31-14 intermission score.

Smith finished the first half with 156 yards on 14 carries



Michigan State quarterback Bobby McAllister was surrounded by FSU defenders most of the day, completing just one pass for 25 yards.

while Chip Ferguson completed five passes for 76 yards. The Florida State defense was tough and opportunistic, forcing the Green Wave to punt three times, recovering a fumble and picking off two passes.

Florida State fumbled twice in the third quarter and Tulane scored on a nine-yard pass from Jones to McIntosh to make the score 31-21.

In the final quarter, Florida State came up with an Andrews field goal and a pair of touchdowns to claim the 48-28 win. Tulane scored once more as Jones and McIntosh hooked up for the third time of the night. McIntosh caught nine passes for 155 yards as Jones threw for 241 yards. In addition to Smith's 212-yard day, Keith Ross gained 86 yards on four carries.

Dedrick Dodge had a pair of interceptions to lead the FSU defense while LeRoy Butler and Kelvin Smith each had six tackles. Florida State played the game without All-Americans Deion Sanders and Pat Tomberlin.

| Score By Quarters | 1  | 2  | 3 | 4  | F  |
|-------------------|----|----|---|----|----|
| Florida State     | 10 | 21 | 0 | 17 | 48 |
| Tulane            | 0  | 14 | 7 | 7  | 28 |

#### Scoring Summary

FSU-T.Sanders 34 interception return (Andrews kick), 6:40  
 FSU-Andrews 33 FG, 1:09  
 TU-McIntosh 13 pass from Jones (Wiggins kick), 13:27  
 FSU-Smith 6 run (Andrews kick), 9:13  
 FSU-Smith 8 run (Andrews kick), 6:39  
 TU-Hunter 35 run (Wiggins kick), 3:37  
 FSU-Anthony 26 pass from Ferguson (Andrews kick), 0:28  
 TU-McIntosh 9 pass from Jones (Wiggins kick), 10:53  
 FSU-Andrews 19 FG, 14:58  
 TU-McIntosh 15 pass from Jones (Wiggins kick), 10:48  
 FSU-Anthony 17 pass from Ferguson (Andrews kick), 6:28  
 FSU-Dawsey 4 run (Andrews kick), 1:34

| Team Statistics    | FSU    | TU      |
|--------------------|--------|---------|
| First Downs        | 26     | 21      |
| Total Offense      | 575    | 411     |
| Rushes - Yards     | 58-434 | 37-170  |
| Passing Yards      | 141    | 241     |
| Comp-Att-Int       | 9-14-0 | 17-30-4 |
| Return Yards       | 66     | 2       |
| Sacks-Yards Lost   | 6-34   | 0-0     |
| Punts-Avg.         | 2-38.0 | 4-42.0  |
| Fumbles-Lost       | 4-2    | 2-1     |
| Penalties-Yards    | 10-95  | 4-35    |
| Time of Possession | 35:17  | 24:43   |

#### Individual Statistics

**Rushing:** FSU: Smith 24-212, Ross 4-86, Carter 6-58, Butts 13-41, Williams 8-25, Ferguson 1-7, Dawsey 1-4, Lewis 1-1. TU: Adams 12-54, Jones 17-47, Hunter 5-40, Michael 1-29, Pierce 2-1.  
**Passing:** FSU: Ferguson 14-9-0-141. TU: Jones 30-17-4-241.  
**Receiving:** FSU: Anthony 3-62, LaSane 2-31, Dawsey 1-15, O'Malley 1-14, Lewis 1-13, Carter 1-6. TU: McIntosh 9-155, Hunter 3-15, Nelson 2-40, Pierce 2-24, Kinyo 1-7.

## GAME #6

Florida State 28

Georgia Southern 10

TALLAHASSEE, FLA. (Oct. 8, 1988) — A feisty Georgia Southern squad played Florida State tough, taking a 10-7 lead



Linebacker Kelvin Smith made 16 tackles against Georgia Southern as Florida State had to come from behind to take a 28-10 Homecoming win.

into the fourth quarter, before the stronger and deeper Seminoles came back to earn a 28-10 win before a Homecoming crowd of 59,109 at Doak Campbell Stadium.

Florida State scored first, on a nine-yard pass from Chip Ferguson to Lawrence Dawsey with 3:42 left in the first quarter. The score came on FSU's second possession of the game and saw the Seminoles march 95 yards in eight plays, the big play coming on a 39-yard completion from Ferguson to Ronald Lewis.

Lewis was the offensive star of the day for the Tribe with seven catches for 140 yards and one touchdown. Ferguson completed 16 of 24 passes for 247 yards in the game. FSU's defense also played well, forcing Georgia Southern to punt on each of its first four possessions and holding the Eagles to nine first downs in the first half.

Florida State led 7-0 at the half, but Georgia Southern pulled to within 7-3 on a 28-yard field goal by Mike Dowis to begin the third quarter. On the first play of the fourth period, the Eagles took a 10-7 lead on a 22-yard run by fullback Garry Miller.

The Georgia Southern score seemed to awaken the Seminoles, who embarked on a drive which lasted 13 plays, 80 yards and six minutes. Ferguson completed six of eight passes on the drive, and Lewis made four catches, including the 16-yard touchdown grab, as FSU asserted itself.

Georgia Southern punted after three plays, giving FSU field position on the GSC 47. The Seminoles scored four plays later on an impressive 23-yard run by Dayne Williams. The Eagles were forced to punt after three plays once again, and Florida State capitalized on excellent field position, driving 37 yards to take the 28-10 lead and the victory.



| Score By Quarters | 1 | 2 | 3 | 4  | F  |
|-------------------|---|---|---|----|----|
| Georgia Southern  | 0 | 0 | 3 | 7  | 10 |
| Florida State     | 7 | 0 | 0 | 21 | 28 |

### Scoring Summary

FSU-Dawsey 9 pass from Ferguson (Andrews kick), 3:42  
 GS-Dowis 28 FG, 10:09  
 GS-Miller 22 run (Dowis kick), 14:52  
 FSU-Lewis 16 pass from Ferguson, (Andrews kick), 8:28  
 FSU-D.Williams 23 run (Andrews kick), 5:51  
 FSU-Parker 1 run (Andrews kick), 1:13

| Team Statistics    | GS     | FSU     |
|--------------------|--------|---------|
| First Downs        | 17     | 17      |
| Total Offense      | 271    | 362     |
| Rushes - Yards     | 56-171 | 33-115  |
| Passing Yards      | 100    | 247     |
| Comp-Att-Int       | 8-14-1 | 16-24-2 |
| Return Yards       | 20     | 37      |
| Sacks-Yards Lost   | 1-2    | 1-4     |
| Punts-Avg          | 7-35.1 | 4-37.5  |
| Fumbles-Lost       | 6-0    | 1-0     |
| Penalties-Yards    | 6-55   | 9-65    |
| Time of Possession | 34:06  | 25:54   |

### Individual Statistics

**Rushing:** GS: G.Miller 15-65, Gross 23-59, Ross 11-40, K.Miller 2-7, Efford 2-4, Thompson 2-0, Belser 1-(-4). FSU: D.Williams 5-47, S.Smith 8-30, Parker 6-22, K.Ross 9-21, Moore 2-9, Ferguson 2-(-5), Dawsey 1-(-9).  
**Passing:** GS: Gross 14-7-1-97, Burnette 1-1-0-3. FSU: Ferguson 24-16-2-247.  
**Receiving:** GS: F.Johnson 3-56, Belser 2-17, K.Miller 1-13, Worsham 1-11, Thompson 1-3. FSU: Lewis 7-140, Anthony 3-34, K.Ross 1-17, R.Johnson 1-16, D.Williams 1-16, Dawsey 1-9, S.Smith 1-8, O'Malley 1-7.

## GAME #7

Florida State 45  
 East Carolina 21

TALLAHASSEE, FLA. (Oct. 15, 1988) — Chip Ferguson threw a pair of touchdown passes in the second quarter to break a 14-14 tie and Florida State went on to a 45-21 victory over East Carolina for its sixth straight win.

The Seminoles took a 14-0 lead after the first period on a seven-yard run by Chris Parker and a two-yard scamper by Marion Butts. Parker, the only healthy Seminole tailback, did most of the damage with 59 yards in the first quarter. ECU quarterback Travis Hunter completed a 40-yard pass to Denell Harper and three plays later, Pirate fullback Tim James scored from the one to open the second period.

After an interception, the Pirates got the ball back, and scored four plays later to tie the score at 14. Florida State came right back to take the lead for good on a 17-yard pass from Ferguson to Ronald Lewis. On its next possession, FSU scored again as Ferguson hit Terry Anthony with a 23-yard scoring strike. The half ended in a series of turnovers with a fumble and a pair of interceptions, and FSU ahead 28-14.

Parker totalled nearly 94 yards rushing on 15 carries in the half to pace the offense. East Carolina was successful rushing the football, gaining 134 yards in the first half, but completed just one pass for 40 yards.

East Carolina fought back in the third quarter, driving to



Redshirt freshman tailback Chris Parker, making the first start of his career, boosted an injury-ridden corps of running backs with 158 yards on 25 carries against East Carolina.

the FSU 17, but a bad snap on a field goal attempt stopped the Pirates. Florida State put together a 74-yard drive which covered nearly seven minutes and Bill Mason kicked a 20-yard field goal for the only points of the quarter.

Turnovers plagued both teams in the fourth period, which featured a blocked punt, two fumbles and an interception. Following an ECU interception and an FSU fumble recovery, the Tribe drove 18 yards in three plays with Chris Parker taking it in from the 10. East Carolina scored one more time, on a two-yard run by quarterback Travis Hunter, after receiving the ball on the FSU eight-yard line.

Florida State scored once more with back-up quarterback Peter Tom Willis passing six yards to Dave Roberts for the touchdown to make the final 45-21. Parker, a redshirt freshman, finished the game with 158 yards on 25 rushes as a healthier Seminole defense began to assert itself.

| Score By Quarters | 1  | 2  | 3 | 4  | F  |
|-------------------|----|----|---|----|----|
| East Carolina     | 0  | 14 | 0 | 7  | 21 |
| Florida State     | 14 | 14 | 3 | 14 | 45 |

#### Scoring Summary

FSU-Parker 7 run (Andrews kick), 10:53  
 FSU-Butts 2 run (Andrews kick), 1:01  
 ECU-James 1 run (Imperato kick), 12:50  
 ECU-James 23 run (Imperato kick), 8:42  
 FSU-Lewis 17 pass from Ferguson (Andrews kick), 6:38  
 FSU-Anthony 23 pass from Ferguson (Andrews kick), 3:06  
 FSU-Mason 20 FG, 2:37  
 FSU-Parker 10 run (Andrews kick), 10:18  
 ECU-Hunter 2 run (Imperato kick), 2:07  
 FSU-Roberts 6 pass from Willis (Andrews kick), 0:03

| Team Statistics    | ECU    | FSU     |
|--------------------|--------|---------|
| First Downs        | 19     | 22      |
| Total Offense      | 307    | 364     |
| Rushes - Yards     | 58-219 | 42-218  |
| Passing Yards      | 88     | 156     |
| Comp-Att-Int       | 3-14-1 | 12-24-3 |
| Return Yards       | 12     | 49      |
| Sacks-Yards Lost   | 0-0    | 2-20    |
| Punts-Avg          | 5-30.2 | 1-39.0  |
| Fumbles-Lost       | 4-1    | 2-2     |
| Penalties-Yards    | 9-72   | 7-61    |
| Time of Possession | 32:16  | 27:44   |

#### Individual Statistics

**Rushing:** ECU: James 21-97, Lewis 9-59, Moody 5-22, Hunter 16-20, McKinney 4-21, Libretto 2-4, Team 1-(-4). FSU: Parker 25-158, D. Williams 8-36, Butts 4-19, Floyd 3-3, Carter 1-3, Moore 1-(-1).  
**Passing:** ECU: Hunter 11-3-0-88, Libretto 3-0-1-0. FSU: Ferguson 22-11-2-150, Butts 1-0-1-0, Willis 1-1-0-6.  
**Receiving:** ECU: Harper 1-40, Wilson 1-28, Moody 1-20. FSU: Anthony 3-63, Parker 2-15, Dawsey 1-23, Lewis 1-17, Carter 1-0, O'Malley 1-16, Johnson 1-9, LaSane 1-7, Roberts 1-6.

## GAME #8

### Florida State 66

### Louisiana Tech 3

TALLAHASSEE, FLA. (Oct. 22, 1988) — Ranked at being dropped from fourth to seventh in the weekly Associated Press national poll, Florida State took its frustrations out on Louisiana Tech with a 66-3 win. The Seminole defense dominated

the contest, allowing the Bulldogs to reach FSU territory just twice during the game.

FSU set its defensive tone early, Howard Dinkins blocking a Tech punt out of the end zone for a safety on the fourth play. After the free kick, the Seminoles drove 25 yards to the 17 where Bill Mason hit a 34-yard field goal. Three plays later, FSU's Stan Shiver blocked another Louisiana Tech punt out of the end zone for a safety as Florida State took a "routine" 7-0 lead.

The Seminoles quickly made it 14-0, driving 61 yards for a score on a 26-yard pass from Chip Ferguson to Terry Anthony. With 5:31 left in the first, Louisiana Tech quarterback Conroy Hines was intercepted by Dedrick Dodge who took it into the end zone for a 21-0



The Florida State defense swarmed Louisiana Tech rushers and allowed the Bulldogs only one yard rushing on 27 attempts.

FSU lead.

Florida State got the ball back on the Bulldog 11, when the next Louisiana Tech punt traveled 0 yards. Chris Parker ran it in from the five as the Tribe carried a 28-0 margin into the second period.

Louisiana Tech took advantage of a blocked field goal to score its only points of the game, driving 21 yards in eight plays with Matt Stover kicking a 52-yarder. Peter Tom Willis hit Anthony on a 13-yard touchdown pass to complete the first half scoring. FSU held Louisiana Tech to 45 yards of total offense in the first half, including a negative three yards rushing.

Florida State scored twice within a 16-second span in the third quarter. First, the Seminoles put together a 69-yard drive which ended on a five-yard TD pass from Willis to Lawrence Dawsey. Deion Sanders intercepted a Gene Johnson pass on LaTech's first play of the half and returned it 30 yards for another FSU touchdown as the Seminoles led 49-3.

Third-team quarterbacks Brad Johnson and Casey Weldon each got into the game for FSU in the fourth quarter and led the Seminoles to touchdowns. Florida State quarterbacks completed 27 of 50 passes for 346 yards, five touchdowns and no interceptions on the day. The Seminoles gained 531 yards while limiting Tech to three yards rushing.

| Score By Quarters | 1  | 2 | 3  | 4  | F  |
|-------------------|----|---|----|----|----|
| Louisiana Tech    | 0  | 3 | 0  | 0  | 3  |
| Florida State     | 28 | 7 | 17 | 14 | 66 |

#### Scoring Summary

FSU- Safety (Dinkins blocks punt out of endzone), 14:09  
 FSU- Mason 34 FG, 11:29  
 FSU- Safety (Shiver blocks punt out of endzone), 9:33  
 FSU- Anthony 26 pass from Ferguson (Andrews kick), 7:04  
 FSU- Dodge 33 interception return (Andrews kick), 5:31  
 FSU- Parker 5 run (Andrews kick), 3:47  
 LT- Stover 52 FG, 7:49  
 FSU- Anthony 13 pass from Willis (Andrews kick), 0:22  
 FSU- Dawsey 5 pass from Willis (Andrews kick), 8:55  
 FSU- D. Sanders 30 interception return (Andrews kick), 8:39  
 FSU- Mason 35 FG, 0:55  
 FSU- LaSane 15 pass from B. Johnson (Andrews kick), 13:53  
 FSU- LaSane 52 pass from Weldon (Andrews kick), 0:44

| Team Statistics    | LT      | FSU     |
|--------------------|---------|---------|
| First Downs        | 9       | 27      |
| Total Offense      | 136     | 531     |
| Rushes - Yards     | 27-3    | 41-185  |
| Passing Yards      | 133     | 346     |
| Comp-Att-Int       | 12-37-2 | 27-50-0 |
| Return Yards       | 0       | 171     |
| Sacks-Yards Lost   | 10-4    | 3-25    |
| Punts-Avg          | 10-24.0 | 3-27.0  |
| Fumbles-Lost       | 1-1     | 0-0     |
| Penalties-Yards    | 7-67    | 8-80    |
| Time of Possession | 26:01   | 33:59   |

#### Individual Statistics

**Rushing:** LT: Douglas 8-21, Richardson 6-13, Priddy 4-8, Rountree 1-5, Johnson 2-7, Hines 5-(-42), Team 1-(-9). FSU: Parker 25-127, D. Williams 5-19, Moore 4-18, Dawsey 1-14, Butts 2-9, B. Johnson 1-7, Willis 2-(-3), DiMare 1-(-6).

**Passing:** LT: Hines 32-12-1-133, G. Johnson 5-0-1-0. FSU: Ferguson 10-6-0-73, Willis 25-13-0-151, B. Johnson 10-6-0-58, Weldon 5-2-0-64.

**Receiving:** LT: Slaughter 5-86, Cannaday 2-15, Fitzhenry 1-9, Jackson 1-9, Rountree 1-8, Smith 1-5, Priddy 1-1. FSU: Anthony 6-106, R. Johnson 4-34, Parker 4-25, LaSane 4-81, Lewis 3-44, Dawsey 3-28, Roberts 2-19, Moore 1-9.

## GAME #9

Florida State 59  
 South Carolina 0

COLUMBIA, S. C. (Nov. 5, 1988)— In a game played for a New Year's Day bowl bid before a national television audience, Florida State demolished South Carolina, 59-0, for its eighth straight win and first shutout since 1986.


Quarterback Peter Tom Willis, making only the second start of his career, was masterful, completing 17 of 20 passes for 271 yards and four touchdowns. Willis broke the school record for completion percentage in a game.

Willis hit a streaking Terry Anthony at the goal line on FSU's second offensive play for a 44-yard touchdown. The teams traded turnovers on their next two possessions — USC was stopped by a Stan Shiver interception while Willis fumbled for FSU.

Next, the Seminole special teams gave the squad a lift when FSU's Phil Carollo blocked a Rodney Price punt and Anthony Moss ran it in from the eight for a 14-0 Florida State lead.

Florida State's LeRoy Butler intercepted a Todd Ellis pass and returned it to the South Carolina 21-yard line to set up the Seminoles' next score. Willis threw two yards to tight end Dave Roberts for the touchdown and FSU went ahead 21-0.


The Tribe would turn an interception into seven points again before the end of the half. Dedrick Dodge picked off a halfback option pass to start a five-play, 75-yard scoring drive. Fullback Marion Butts dashed up the middle on a 44-yard run to the one, and scored on the next play. Bill Mason added a 31-yard field goal as time expired in the half for a 31-0 margin.



Backup QB Peter Tom Willis, filling in for injured regular Chip Ferguson, fired a 44-yard touchdown pass to Terry Anthony on the game's first series and went on to complete 17 of 20 passes for 271 yards and four scores on the day, setting an FSU record for completion percentage.

Florida State scored the first two times it got the ball in the second half to put the game away. Both scores came on Willis to Lawrence Dawsey completions, of 12 and 37 yards respectively. Willis left the game in the third quarter with the Seminoles up 45-0. In the fourth period, backup quarterbacks Casey Weldon and Brad Johnson each directed the Seminoles to a score to provide the final 59-0 margin.

The FSU passing game thrived under the protection of the line, which did not allow South Carolina's blitzing defense a sack all game. Defensively, Florida State refused to allow the Gamecocks into the end zone as noseguard Odell Haggins played his finest game of the year with 16 tackles, 11 unassisted. USC quarterback Ellis completed only nine of 22 passes for 79 yards on the day.



Keith Carter (59) and his mates notched the first shutout by Florida State since 1986 in a nationally televised matchup against the Gamecocks in Columbia.

| Score By Quarters | 1  | 2  | 3  | 4  | F  |
|-------------------|----|----|----|----|----|
| Florida State     | 14 | 17 | 14 | 14 | 59 |
| South Carolina    | 0  | 0  | 0  | 0  | 0  |

#### Scoring Summary

FSU: Anthony 44 pass from Willis (Andrews kick), 12:26  
 FSU: Moss 8 blocked punt return (Andrews kick), 3:18  
 FSU: Roberts 2 pass from Willis (Andrews kick), 14:06  
 FSU: Butts 1 run (Andrews kick), 4:23  
 FSU: Mason 31 FG, 0:00  
 FSU: Dawsey 12 pass from Willis (Andrews kick), 12:23  
 FSU: Dawsey 37 pass from Willis (Andrews kick), 8:18  
 FSU: Weldon 2 run (Andrews kick), 11:46  
 FSU: Moore 4 run (Andrews kick), 4:07

| Team Statistics    | FSU     | USC    |
|--------------------|---------|--------|
| First Downs        | 30      | 13     |
| Total Offense      | 638     | 205    |
| Rushes-Yards       | 41-257  | 42-126 |
| Passing            | 381     | 79     |
| Return Yards       | 125     | 0      |
| Comp-Att-Int       | 22-28-1 | 9-23-3 |
| Sacks-Yards Lost   | 2-17    | 0-0    |
| Punts-Avg.         | 0-0     | 8-34.3 |
| Fumbles-Lost       | 2-1     | 2-2    |
| Penalties-Yards    | 10-102  | 8-74   |
| Time of Possession | 29:31   | 30:29  |

#### Individual Statistics

**Rushing-FSU:** Dawsey 2-65, Butts 3-50, Ross 7-31, Carter 4-38, Parker 4-20, Moore 4-18, Smith 6-15, Weldon 2-15, Williams 4-11, Merna 1-4. **USC:** Green 21-77, Dingle 15-62, Bing 2-3, Ellis 4-(-16).  
**Passing-FSU:** Willis 20-17-0-271, Weldon 5-3-0-87, Johnson 3-2-1-23. **USC:** Ellis 22-9-2-79, Dingle 1-0-1-0.  
**Receiving-FSU:** LaSane 6-114, Dawsey 5-99, Anthony 3-76, Lewis 2-28, DiMare 2-33, Williams 1-11, Johnson 1-9, O'Malley 1-9, Roberts 1-2. **USC:** Green 3-39, Brooks 2-11, Platt 1-13, Parlor 1-4, Bing 1-9, Miller 1-3.

## GAME #10

Florida State 41  
 Virginia Tech 14

TALLAHASSEE, FLA. (Nov. 12, 1988) — Florida State broke open a 14-7 game with 20 unanswered points in the third quarter and went on to take a 41-14 victory over Virginia Tech.

Following a scoreless first quarter, Florida State drove 80 yards in seven plays to take a 7-0 lead at 14:54 of the second period. Quarterback Chip Ferguson hit Lawrence Dawsey on a 23-yard pass and also fired a pair of completions to Reggie Johnson on the drive. Sammie Smith took the ball 11 yards for the touchdown.

Virginia Tech stormed back to tie it on a 44-yard pass from Will Furrer to Jon Jeffries. It was the first touchdown the FSU defense had surrendered in nine quarters.

FSU went ahead on a three-yard run by Dayne Williams with 4:36 left in the half. Ferguson completed a 43-yard pass to Terry Anthony on the first play to take the Seminoles to the Virginia Tech 12, setting up Williams' score three plays later. The half ended with FSU unable to score from the Tech two, but ahead 14-7.

The Seminoles methodically marched 66 yards in 11 plays to open the second half. Marion Butts took it in from the one-yard line, but tailback Dexter Carter carried most of the load, gaining 39 yards in eight attempts on the drive. After a Dedrick Dodge interception, FSU got the ball on its own 49 and scored from the seven when Ferguson hooked up with receiver Bruce LaSane for the touchdown as Florida State took a 28-7 lead.

After forcing Virginia Tech to punt, Florida State scored on a 36-yard completion from Peter Tom Willis to Dawsey. Richie Andrews' point after was no good, breaking a streak of 49 straight, but FSU led 34-7.

In the fourth quarter, the Tribe defense tightened, stopping the Hokies on a fourth-and-one on the Virginia Tech 45. Following a 20-yard completion from Willis to Ronald Lewis, Smith burst through the middle, breaking tackles on a 25-yard gallop to the end zone. Smith finished the game with 87 yards on 11 carries while Carter had 119 on 16 runs.

Virginia Tech scored with 5:10 left in the game on a two-yard run by Lamar Smith to provide the final 41-14 score.

The win was FSU's ninth straight.

| Score By Quarters | 1 | 2  | 3  | 4 | F  |
|-------------------|---|----|----|---|----|
| Virginia Tech     | 0 | 7  | 0  | 7 | 14 |
| Florida State     | 0 | 14 | 20 | 7 | 41 |

### Scoring Summary

FSU- S. Smith 11 run (Andrews kick), 14:54  
 VT- Jeffries 44 pass from Furrer (Kinzer kick), 12:47  
 FSU- Williams 3 run (Andrews kick), 4:36  
 FSU- Butts 1 run (Andrews kick), 9:17  
 FSU- LaSane 7 pass from Ferguson (Andrews kick), 5:46  
 FSU- Dawsey 36 pass from Willis (kick failed), 3:05  
 FSU- S. Smith 25 run (Andrews kick), 12:28  
 VT- L. Smith 2 run (Kinzer kick), 5:10

| Team Statistics  | VT     | FSU     |
|------------------|--------|---------|
| First Downs      | 15     | 29      |
| Total Offense    | 276    | 520     |
| Rushes - Yards   | 45-177 | 47-245  |
| Passing Yards    | 99     | 275     |
| Comp-Att-Int     | 8-23-2 | 18-30-1 |
| Return Yards     | -1     | 119     |
| Sacks-Yards Lost | 3-24   | 0-0     |
| Punts-Avg        | 8-35.0 | 3-31.7  |
| Fumbles-Lost     | 2-0    | 0-0     |

|                    |       |        |
|--------------------|-------|--------|
| Penalties-Yards    | 7-56  | 16-152 |
| Time of Possession | 29:01 | 30:59  |

### Individual Statistics

**Rushing:** VT: Brown 12-48, Bryant 4-31, Roberts 4-27, Fox 7-19, Blacken 6-18, Jeffries 5-14, Smith 4-10, Furrer 2-7, Young 1-3. FSU: Carter 16-119, Smith 11-87, Parker 4-24, Williams 6-19, Ferguson 2-8, Butts 5-8, Lewis 1-(-1), Willis 2-(-19).

**Passing:** VT: Furrer 21-8-2-99, Baucia 1-0-0-0, Young 1-0-0-0. FSU: Ferguson 16-12-1-156, Willis 14-6-0-119.

**Receiving:** VT: Richardson 3-27, Cullen 2-15, Jeffries 1-44, L. Smith 1-9, Roberts 1-4. FSU: Anthony 4-74, O'Malley 3-20, Dawsey 2-59, Lewis 2-38, LaSane 2-38, Johnson 2-28, Carter 2-6, DiMare 1-12.

## GAME #11

Florida State 52

Florida 17

TALLAHASSEE, FLA. (Nov. 26, 1988)— Florida State quarterback Chip Ferguson threw three touchdown passes in the first quarter and Sammie Smith rushed for 109 yards on 20 carries as FSU romped to its biggest victory ever over the Florida Gators. The Seminole offense rolled over a Gator defense ranked second in the nation, while the defense held UF running back Emmitt Smith to 56 yards on 15 carries.


Florida State took the opening kickoff and drove 67 yards in seven plays with Lawrence Dawsey scoring on an 18-yard touchdown pass in which he half-ran, half-stumbled into the end zone. After a 46-yard kickoff return by Tony Lomack, UF retaliated with a 50-yard drive, Emmitt Smith scoring on a one-yard run.

FSU took the lead for good on its next possession. Ferguson hit senior tight end Tom O'Malley on a 15-yard pass for the score. The Seminoles scored again two minutes later after a John Hadley interception gave FSU the ball on the UF 24. Sammie Smith grabbed an eight-yard touchdown pass to give FSU a 21-7 lead.


The teams traded punts until Florida State started another drive which stalled at the two-yard line. Bill Mason hit a 19-yard field goal from there. Before the end of the half, Florida took advantage of a Richard Fain interception and drove 28 yards in eight plays to the seven and John David Francis hit a 24-yard field goal as the half ended, 24-10.

FSU's Smith earned 84 yards in 15 carries in the half while Ferguson completed eight of 12 passes for 98 yards. Florida was held to 91 yards of total offense.

Florida State dominated the third quarter, with the special teams, offense and defense each registering a touchdown. FSU's



Against Virginia Tech, Eric Hayes collected seven tackles and hounded Hokie backs all game as Florida State's defense continued to excel.



Florida State earned its biggest victory ever over Florida with the 52-17 win before 62,693 fans, the largest crowd in FSU history.

special teams put the Seminoles ahead 31-10 at 11:25. Tim Corlew boomed his longest punt of the season, a 53-yarder, which Gator returner Kerry Watkins fumbled on the 10, then knocked into the end zone while trying to recover it. FSU's Marion Butts covered the ball for the FSU score.

After the Tribe defense stopped Florida again, Florida State drove 60 yards in nine plays with Dayne Williams scoring from the one as Florida State went ahead 38-10. On Florida's first play after the kickoff, UF quarterback Kyle Morris' pass was tipped by OLB Anthony Moss and picked off by noseguard Odell Haggins who dragged two Gators 11 yards for the touchdown. FSU led 45-10.

Each team would score once in the fourth quarter to provide the final margin. FSU got into the end zone on a 10-yard pass from back-up quarterback Peter Tom Willis to Terry Anthony, and Florida on a two-yard run by Willie McClendon.

Twenty-one Florida State seniors played their final game in Doak Campbell Stadium as the USF&G Sugar Bowl-bound Seminoles defeated the Gators for the second consecutive year and notched their 10th straight win.

| Score By Quarters | 1  | 2 | 3  | 4 | F  |
|-------------------|----|---|----|---|----|
| Florida           | 7  | 3 | 0  | 7 | 17 |
| Florida State     | 21 | 3 | 21 | 7 | 52 |

#### Scoring Summary

FSU- Dawsey 18 pass from Ferguson (Andrews kick), 11:31  
 UF- E. Smith 1 run (Francis kick), 8:26  
 FSU- O'Malley 15 pass from Ferguson (Andrews kick), 4:56  
 FSU- S. Smith 8 pass from Ferguson (Andrews kick), 2:56  
 FSU- Mason 19 FG, 5:58



With three consecutive 100-yard games against arch-rival Florida during his career, Sammie Smith was a "Gator-killer" again in the 1988 game, earning 109 yards on 20 carries to lead FSU.

UF- Francis 24 FG, 1:17  
 FSU- Butts recovered fumble in end zone (Andrews kick), 11:25  
 FSU- Williams 1 run (Andrews kick), 6:49  
 FSU- Haggins 11 interception return (Andrews kick), 6:40  
 FSU- Anthony 10 pass from Willis (Andrews kick), 10:08  
 UF- McClendon 2 run (Francis kick), 3:07

| Team Statistics    | UF     | FSU     |
|--------------------|--------|---------|
| First Downs        | 13     | 26      |
| Total Offense      | 183    | 414     |
| Rushes - Yards     | 39-110 | 48-250  |
| Passing Yards      | 73     | 164     |
| Comp-Att-Int       | 6-20-2 | 13-20-1 |
| Return Yards       | -5     | 45      |
| Sacks-Yards Lost   | 2-13   | 2-16    |
| Punts-Avg          | 7-37.1 | 3-39.3  |
| Fumbles-Lost       | 3-1    | 0-0     |
| Penalties-Yards    | 9-65   | 8-61    |
| Time of Possession | 27:22  | 32:38   |

#### Individual Statistics

**Rushing:** UF: E. Smith 15-56, C. Smith 4-24, McNabb 4-22, McClendon 10-16, McGrady 1-4, Morris, 2(-3), Perry 3(-9). FSU: S. Smith 20-109, Ross 3-61, Floyd 5-37, D. Williams 10-32, D. Carter 5-12, Dawsey 1-9, Butts 1-2, Ferguson 2(-5), Willis 1(-7).

**Passing:** UF: Morris 11-4-2-40, Perry 9-2-0-33. FSU: Ferguson 16-10-1-131, Willis 4-3-0-33.

**Receiving:** UF: McGriff 2-31, McClendon 1-24, McNabb 1-9, Lomack 1-7, E. Smith 1-2. FSU: O'Malley 3-48, Lewis 3-46, Dawsey 2-22, S. Smith 2-14, D. Williams 1-13, D. Carter 1-11, Anthony 1-10.

## 1989 USF&G SUGAR BOWL

Florida State 13

Auburn 7

NEW ORLEANS, LA. (Jan. 2, 1989)—Sammie Smith rushed for 115 yards on 24 carries and All-America Deion Sanders intercepted a pass in the end zone on the game's final play to lead Florida State to a 13-7 victory over SEC champion Auburn in the 55th USF&G Sugar Bowl.


The victory, before an ABC national television audience, gave FSU an 11-game win streak and a ranking of third in the final AP and UPI polls. It also marked the seventh consecutive bowl championship for FSU.

Florida State scored 10 points in the first quarter and it would be enough for the Seminole defense, which came into the game less-heralded than its Auburn counterpart. FSU limited the Tigers to 108 yards on the ground and 270 total yards. The Tribe recovered a pair of fumbles and grabbed three interceptions, including Sanders' game-saver.

Smith powered the Florida State offense early with 73 yards in the first half alone. He earned the Miller-Digby Award as the game's Most Valuable Player and became the first back to gain over 100 yards on Auburn's defense in 25 games.

Florida State opened the game with an impressive 12-play, 84-yard drive. Smith gained 50 yards as the Tribe surprised Auburn by running the ball up the middle. Dayne Williams got the touchdown on a two-yard run at 9:48 of the first quarter.

After a Stan Shiver interception, FSU's Bill Mason added a 35-yard field goal to give the Seminoles a 10-0 lead. After a fumble recovery, Florida State drove to the Auburn two, but a fake field goal attempt failed.



Florida State defenders like Kelvin Smith (36) made life miserable for the Auburn rushers, who gained only 108 yards on 36 carries in the game.

The next time the Seminoles got the ball, after a Dedrick Dodge interception, FSU capitalized by driving 24 yards in eight plays for a 31-yard Mason field goal.

The teams exchanged punts on their next possession before Auburn drove for its lone score of the game. The Tigers took the ball on their own 49 and went 51 yards in seven plays for the TD. Slack threw a 20-yard touchdown pass to Walter Reeves to bring Auburn within six at 13-7.

It was as close as Auburn would get. In fact, neither team would score again as defense dominated the second half. Both teams had opportunities, which turnovers killed.

As the fourth period began, FSU was on the Auburn one following a 68-yard, 17-play drive. On third and goal, Chip Ferguson's lateral to Sammie Smith got away and Auburn recovered. The Tigers turned around and drove to the FSU 15-yard line.

On fourth and nine from FSU's 15, Howard Dinkins pressured Auburn QB Slack, who was called for intentional grounding. After a punt by Tim Corlew pinned Auburn at its own four with 3:28, the Tigers put together a last-ditch drive to win the game.

With Slack completing passes to receivers Reeves, Lawyer Tillman and Freddy Weygand, the Tigers converted in fourth down situations three times. But on third and ten from the FSU 22 and five seconds remaining, the Tigers went at FSU's All-American once too often. Sanders picked off Slack's pass in the end zone and one play later Florida State had its first Sugar Bowl victory.

| Score By Quarters | 1  | 2 | 3 | 4 | F  |
|-------------------|----|---|---|---|----|
| Florida State     | 10 | 3 | 0 | 0 | 13 |
| Auburn            | 0  | 7 | 0 | 0 | 7  |

#### Scoring Summary

FSU: Williams 2 run (Andrews kick) 9:48  
 FSU: Mason 35 FG, 5:57  
 FSU: Mason 31 FG, 11:00  
 AU: Reeves 20 pass from Slack, 4:09

| Team Statistics    | FSU     | AU      |
|--------------------|---------|---------|
| First Downs        | 21      | 18      |
| Total Offense      | 305     | 270     |
| Rushes-Yards       | 47-148  | 36-108  |
| Passing Yards      | 157     | 162     |
| Return Yards       | 11      | 38      |
| Comp-Att-Int       | 14-27-1 | 19-33-3 |
| Sacks-Yards Lost   | 2-18    | 2-14    |
| Punts-Avg.         | 4-35.0  | 4-35.8  |
| Fumbles-Lost       | 2-1     | 3-2     |
| Penalties-Yards    | 6-45    | 5-65    |
| Time of Possession | 33:35   | 26:25   |

#### Individual Statistics

Rushing: FSU: Smith 24-115, Carter 7-25, Williams 7-16, Butts 1-6, Floyd 1-5, Dawsey 1-0, Ferguson 6-(-19). AU: Danley 19-68, Joseph 8-47, Harris 4-6, Weygand 1 (-4), Slack 4-(-9).  
 Passing: FSU: Ferguson 26-14-1-157, Johnson 1-0-0-0. AU: Slack 33-19-3-162.  
 Receiving: FSU: Anthony 3-47, Carter 3-25, O'Malley 2-31, Williams 2-26, Dawsey 2-10, Johnson 1-16, Butts 1-8. AU: Taylor 5-35, Danley 5-2, Tillman 4-48, Weygand 3-40, Reeves 2-37.



Although Auburn's defense entered the Sugar Bowl game with the number one ranking nationally, Florida State's less-vaunted defense proved better on the day.



## 1988 STATISTICS

+ Florida State Statistics do not include the Sugar Bowl

Record (W-L-T): 10-1-0; Home: 7-0-0; Away: 3-1-0; Neutral: 0-0-0

### SEASON TOTALS

| TEAM                              | FSU          | OPP          |          |          |              |
|-----------------------------------|--------------|--------------|----------|----------|--------------|
| <b>TOUCHDOWNS</b>                 |              |              |          |          |              |
| Rushing                           | 20           | 11           |          |          |              |
| Passing                           | 29           | 10           |          |          |              |
| Other                             | 9            | 0            |          |          |              |
| <b>FIRST DOWNS</b>                |              |              |          |          |              |
| Rushing                           | 114          | 97           |          |          |              |
| Passing                           | 122          | 58           |          |          |              |
| Penalty                           | 15           | 21           |          |          |              |
| Total                             | 251          | 176          |          |          |              |
| <b>RUSHING</b>                    |              |              |          |          |              |
| Attempts                          | 443          | 481          |          |          |              |
| Yards Gained                      | 2431         | 1978         |          |          |              |
| Yards Lost                        | 236          | 316          |          |          |              |
| Net Yards                         | 2195         | 1662         |          |          |              |
| Yds Per Carry                     | 5.0          | 3.5          |          |          |              |
| Yds Per Game                      | 199.5        | 151.1        |          |          |              |
| <b>PASSING</b>                    |              |              |          |          |              |
| Cmp-Att-Int                       | 188-319-18   | 110-278-18   |          |          |              |
| Completion Pct                    | 58.9         | 39.6         |          |          |              |
| Net Yards                         | 2676         | 1443         |          |          |              |
| Yds Per Attempt                   | 8.39         | 5.19         |          |          |              |
| Yds Per Completion                | 14.23        | 13.12        |          |          |              |
| Yds Per Game                      | 243.3        | 131.2        |          |          |              |
| Rating                            | 148.1        | 82.1         |          |          |              |
| <b>TOTAL OFFENSE</b>              |              |              |          |          |              |
| Yards                             | 4871         | 3105         |          |          |              |
| Plays                             | 762          | 759          |          |          |              |
| Yds Per Play                      | 6.39         | 4.09         |          |          |              |
| Yds Per Game                      | 442.8        | 282.3        |          |          |              |
| Points Scored                     | 442          | 165          |          |          |              |
| <b>INTERCEPTIONS/YDS RTND</b>     | 18/327       | 18/114       |          |          |              |
| <b>PUNTS RETURNED/YDS/AVG</b>     | 42/649/15.5  | 15/66/4.4    |          |          |              |
| <b>KICKS RETURNED/YDS/AVG</b>     | 32/668/20.9  | 62/1105/17.8 |          |          |              |
| <b>PUNTS/YDS/AVG</b>              | 35/1246/35.6 | 80/2800/35.0 |          |          |              |
| <b>PENALTIES/YDS/YDS PER GAME</b> | 93/838/76.2  | 83/682/62.0  |          |          |              |
| <b>FUMBLES/LOST</b>               | 16/7         | 29/9         |          |          |              |
| <b>QB SACKED (OFFENSE)</b>        | 23           | 12           |          |          |              |
| <b>THIRD DOWNS/CONV/PCT</b>       | 136/68/50.0  | 173/58/33.5  |          |          |              |
| <b>SCORE BY QUARTERS</b>          | <b>1</b>     | <b>2</b>     | <b>3</b> | <b>4</b> | <b>TOTAL</b> |
| Florida State                     | 115          | 103          | 103      | 121      | 442          |
| Opponents                         | 17           | 72           | 24       | 52       | 165          |

### 1988 FLORIDA STATE FOOTBALL RESULTS

FINAL RANKINGS: AP, UPI — THIRD

Record: 11-1 (.917); Home: 7-0 (1.000); Away: 4-1 (.800)

| Date  | Opponent             | FSU | OPP | Attendance |
|-------|----------------------|-----|-----|------------|
| 9/3   | @ Miami              | 0   | 31  | 77,836     |
| 9/10  | SOUTHERN MISSISSIPPI | 49  | 13  | 53,129     |
| 9/17  | @ Clemson            | 24  | 21  | 82,500     |
| 9/24  | MICHIGAN STATE       | 30  | 7   | 61,757     |
| 10/1  | @ Tulane             | 48  | 28  | 34,364     |
| 10/8  | GEORGIA SOUTHERN     | 28  | 10  | 59,109     |
| 10/15 | EAST CAROLINA        | 45  | 21  | 56,391     |
| 10/22 | LOUISIANA TECH       | 66  | 3   | 51,703     |
| 11/5  | @ South Carolina     | 59  | 0   | 75,000     |
| 11/12 | VIRGINIA TECH        | 41  | 14  | 50,910     |
| 11/26 | FLORIDA              | 52  | 17  | 62,693     |
| 1/2   | *Auburn              | 13  | 7   | 61,934     |

\*USF&G Sugar Bowl  
Attendance: Total — 727,326 Average — 60,611  
Home — 395,692 Average — 56,527  
Away — 331,634 Average — 66,327

### 1988 FLORIDA STATE FINAL NCAA TEAM RANKINGS

| CATEGORY        | RANK | AVERAGE              | TOTAL |
|-----------------|------|----------------------|-------|
| Scoring Offense | 5th  | 40.2 pts. per game   | 442   |
| Total Offense   | 14th | 442.8 yds. per game  | 4,871 |
| Passing Offense | 17th | 243.3 yds. per game  | 2,676 |
| Scoring Defense | 12th | 15.0 pts. per game   | 165   |
| Total Defense   | 16th | 282.3 yds. per game  | 3,105 |
| Pass Defense    | 5th  | 131.2 yds. per game  | 1,443 |
| Punt Returns    | 1st  | 15.5 yds. per return | 649   |

### GAME BY GAME STATISTICS

| Game             | Florida State |         |             |    |    | Opponents |         |             |    |    |
|------------------|---------------|---------|-------------|----|----|-----------|---------|-------------|----|----|
|                  | Rushing       | Passing | TOT-Offense | FD | TO | Rushing   | Passing | TOT-Offense | FD | TO |
| Miami            | 22-42         | 36-200  | 58-242      | 12 | 6  | 45-184    | 41-266  | 86-450      | 25 | 1  |
| Southern Miss    | 43-185        | 34-310  | 77-495      | 24 | 5  | 34-94     | 41-182  | 75-276      | 14 | 2  |
| Clemson          | 29-127        | 28-241  | 57-368      | 15 | 0  | 54-207    | 25-157  | 79-364      | 17 | 0  |
| Michigan State   | 40-130        | 31-215  | 71-345      | 23 | 1  | 44-201    | 9-25    | 53-226      | 13 | 3  |
| Tulane           | 58-434        | 14-141  | 62-575      | 26 | 2  | 37-170    | 30-241  | 67-411      | 21 | 5  |
| Georgia Southern | 33-115        | 24-247  | 57-362      | 17 | 2  | 56-171    | 15-100  | 72-271      | 17 | 1  |
| East Carolina    | 42-218        | 24-156  | 66-364      | 22 | 5  | 58-219    | 14-88   | 72-307      | 19 | 2  |
| Louisiana Tech   | 41-185        | 50-346  | 91-531      | 27 | 0  | 27-3      | 37-133  | 64-136      | 9  | 3  |
| South Carolina   | 41-257        | 28-381  | 69-638      | 30 | 2  | 42-126    | 23-79   | 65-205      | 13 | 5  |
| Virginia Tech    | 47-245        | 30-275  | 77-520      | 29 | 1  | 45-177    | 23-99   | 68-276      | 15 | 2  |
| Florida          | 48-250        | 20-164  | 68-414      | 26 | 1  | 39-110    | 20-73   | 59-183      | 13 | 3  |

## INDIVIDUAL STATISTICS

| PASSING      | ATT | CMP | PCT  | YDS  | IN | TDS | RTNG   |
|--------------|-----|-----|------|------|----|-----|--------|
| Ferguson, C. | 194 | 122 | .629 | 1714 | 11 | 16  | 153.0  |
| Willis, P.   | 85  | 48  | .565 | 637  | 3  | 9   | 147.3  |
| Weldon, C.   | 26  | 10  | .385 | 244  | 2  | 3   | 140.0  |
| Johnson, B.  | 13  | 8   | .615 | 81   | 1  | 1   | 123.9  |
| Butts, M.    | 1   | 0   | .000 | 0    | 1  | 0   | -200.0 |

| RUSHING      | ATT | GAIN | LSS | NET | AVG  | TDS | LG |
|--------------|-----|------|-----|-----|------|-----|----|
| Smith, S.    | 108 | 621  | 44  | 577 | 5.3  | 4   | 48 |
| Parker, C.   | 71  | 416  | 25  | 391 | 5.5  | 4   | 22 |
| Carter, D.   | 58  | 347  | 17  | 330 | 5.7  | 1   | 40 |
| Williams, D. | 64  | 251  | 5   | 246 | 3.8  | 4   | 23 |
| Ross, K.     | 30  | 239  | 7   | 232 | 7.7  | 0   | 53 |
| Butts, M.    | 29  | 137  | 4   | 133 | 4.6  | 3   | 44 |
| Dawsey, L.   | 7   | 97   | 9   | 88  | 12.6 | 1   | 40 |
| Butler, L.   | 1   | 78   | 0   | 78  | 78.0 | 0   | 78 |
| Floyd, V.    | 17  | 72   | 1   | 71  | 4.2  | 0   | 19 |
| Moore, P.    | 14  | 60   | 1   | 59  | 4.2  | 2   | 8  |
| Lewis, R.    | 7   | 35   | 17  | 18  | 2.6  | 0   | 20 |
| Weldon, C.   | 2   | 15   | 0   | 15  | 7.5  | 1   | 13 |
| Bennett, E.  | 6   | 9    | 2   | 7   | 1.2  | 0   | 3  |
| Johnson, B.  | 1   | 7    | 0   | 7   | 7.0  | 0   | 7  |
| Merna, J.    | 1   | 4    | 0   | 4   | 4.0  | 0   | 4  |
| DiMare, S.   | 1   | 0    | 6   | -6  | -6.0 | 0   | 0  |
| Ferguson, C. | 18  | 42   | 50  | -8  | -0.4 | 0   | 13 |
| Willis, P.   | 8   | 1    | 48  | -47 | -5.9 | 0   | 1  |

| RECEIVING    | NUM | YDS | AVG  | TDS | LG |
|--------------|-----|-----|------|-----|----|
| Anthony, T.  | 32  | 550 | 17.2 | 8   | 44 |
| Lewis, R.    | 27  | 484 | 17.9 | 2   | 39 |
| LaSane, B.   | 22  | 406 | 18.5 | 3   | 53 |
| Carter, D.   | 19  | 195 | 10.3 | 2   | 40 |
| Dawsey, L.   | 18  | 365 | 20.3 | 9   | 93 |
| O'Malley, T. | 17  | 179 | 10.5 | 2   | 23 |
| Johnson, B.  | 15  | 145 | 9.7  | 0   | 17 |
| Smith, S.    | 8   | 59  | 7.4  | 1   | 21 |
| Floyd, V.    | 7   | 61  | 8.7  | 0   | 34 |
| Parker, C.   | 7   | 52  | 7.4  | 0   | 26 |
| Roberts, D.  | 6   | 38  | 6.3  | 2   | 12 |
| Williams, D. | 4   | 42  | 10.5 | 0   | 16 |
| DiMare, S.   | 3   | 45  | 15.0 | 0   | 19 |
| Bennett, E.  | 1   | 29  | 29.0 | 0   | 29 |
| Ross, K.     | 1   | 17  | 17.0 | 0   | 17 |
| Moore, P.    | 1   | 9   | 9.0  | 0   | 9  |

| PUNTING    | NUM | YDS  | AVG  | BKD | LG |
|------------|-----|------|------|-----|----|
| Corlew, T. | 35  | 1246 | 35.6 | 0   | 53 |

| PUNT RETURNS | NUM | YDS | AVG  | TDS | LG |
|--------------|-----|-----|------|-----|----|
| Carollo, P.  | 1   | 38  | 38.0 | 0   | 38 |
| Dinkins, H.  | 1   | 19  | 19.0 | 0   | 19 |
| Shiver, S.   | 1   | 17  | 17.0 | 0   | 17 |
| Sanders, D.  | 33  | 503 | 15.2 | 1   | 76 |
| Butler, L.   | 4   | 52  | 13.0 | 0   | 20 |
| Dodge, D.    | 2   | 12  | 6.0  | 0   | 6  |
| Moss, A.     | 0   | 8   | 0.0  | 1   | 8  |

| INT RETURNS | NUM | YDS | AVG  | TDS | LG |
|-------------|-----|-----|------|-----|----|
| Sanders, D. | 5   | 116 | 23.2 | 2   | 39 |
| Dodge, D.   | 5   | 82  | 16.4 | 1   | 33 |
| Butler, L.  | 2   | 63  | 31.5 | 1   | 37 |
| Shiver, S.  | 2   | 18  | 9.0  | 0   | 13 |
| Sanders, T. | 1   | 34  | 34.0 | 1   | 34 |
| Haggins, O. | 1   | 11  | 11.0 | 1   | 11 |
| Smith, K.   | 1   | 3   | 3.0  | 0   | 3  |
| Hadley, J.  | 1   | 0   | 0.0  | 0   | 0  |

| KICK RETURNS | NUM | YDS | AVG  | TDS | LG |
|--------------|-----|-----|------|-----|----|
| Floyd, V.    | 1   | 28  | 28.0 | 0   | 28 |
| Carter, D.   | 6   | 167 | 27.8 | 0   | 43 |
| Ross, K.     | 20  | 425 | 21.3 | 0   | 35 |
| Dawsey, L.   | 1   | 19  | 19.0 | 0   | 19 |
| Merna, J.    | 1   | 13  | 13.0 | 0   | 13 |
| LaSane, B.   | 1   | 12  | 12.0 | 0   | 12 |
| Parker, C.   | 1   | 3   | 3.0  | 0   | 3  |
| Moore, P.    | 1   | 1   | 1.0  | 0   | 1  |

| SCORING      | TDS | XPI-A | XP2-A | FG-A | SAF | PTS |
|--------------|-----|-------|-------|------|-----|-----|
| Andrews, R.  | 0   | 57-58 | 0-0   | 5-13 | 0   | 72  |
| Dawsey, L.   | 10  | 0-0   | 0-0   | 0-0  | 0   | 60  |
| Anthony, T.  | 8   | 0-0   | 0-0   | 0-0  | 0   | 48  |
| Smith, S.    | 5   | 0-0   | 0-0   | 0-0  | 0   | 30  |
| Butts, M.    | 4   | 0-0   | 0-0   | 0-0  | 0   | 24  |
| Parker, C.   | 4   | 0-0   | 0-0   | 0-0  | 0   | 24  |
| Williams, D. | 4   | 0-0   | 0-0   | 0-0  | 0   | 24  |
| Mason, B.    | 0   | 0-0   | 0-0   | 6-9  | 0   | 18  |
| LaSane, B.   | 3   | 0-0   | 0-0   | 0-0  | 0   | 18  |
| Sanders, D.  | 3   | 0-0   | 0-0   | 0-0  | 0   | 18  |
| Carter, D.   | 3   | 0-0   | 0-0   | 0-0  | 0   | 18  |
| Lewis, R.    | 2   | 0-0   | 0-0   | 0-0  | 0   | 12  |
| Moore, P.    | 2   | 0-0   | 0-0   | 0-0  | 0   | 12  |
| O'Malley, T. | 2   | 0-0   | 0-0   | 0-0  | 0   | 12  |
| Roberts, D.  | 2   | 0-0   | 0-0   | 0-0  | 0   | 12  |
| Moss, A.     | 1   | 0-0   | 0-0   | 0-0  | 0   | 6   |
| Butler, L.   | 1   | 0-0   | 0-0   | 0-0  | 0   | 6   |
| Sanders, T.  | 1   | 0-0   | 0-0   | 0-0  | 0   | 6   |
| Weldon, C.   | 1   | 0-0   | 0-0   | 0-0  | 0   | 6   |
| Haggins, O.  | 1   | 0-0   | 0-0   | 0-0  | 0   | 6   |
| Dodge, D.    | 1   | 0-0   | 0-0   | 0-0  | 0   | 6   |
| Team         | 0   | 0-0   | 0-0   | 0-0  | 2   | 4   |

| TOTAL OFF.   | PLAYS | RUSH | PASS | TOTAL | YDS/PL |
|--------------|-------|------|------|-------|--------|
| Ferguson, C. | 212   | -8   | 1714 | 1706  | 8.0    |
| Willis, P.   | 93    | -47  | 637  | 590   | 6.3    |
| Smith, S.    | 108   | 577  | 0    | 577   | 5.3    |
| Parker, C.   | 71    | 391  | 0    | 391   | 5.5    |
| Carter, D.   | 58    | 330  | 0    | 330   | 5.7    |
| Weldon, C.   | 28    | 15   | 244  | 259   | 9.3    |
| Williams, D. | 64    | 246  | 0    | 246   | 3.8    |
| Ross, K.     | 30    | 232  | 0    | 232   | 7.7    |
| Butts, M.    | 30    | 133  | 0    | 133   | 4.4    |
| Johnson, B.  | 14    | 7    | 81   | 88    | 6.3    |
| Dawsey, L.   | 7     | 88   | 0    | 88    | 12.6   |
| Butler, L.   | 1     | 78   | 0    | 78    | 78.0   |
| Floyd, V.    | 17    | 71   | 0    | 71    | -4.2   |
| Moore, P.    | 14    | 59   | 0    | 59    | -4.2   |
| Lewis, R.    | 7     | 18   | 0    | 18    | 2.6    |
| Bennett, E.  | 6     | 7    | 0    | 7     | 1.2    |
| Merna, J.    | 1     | 4    | 0    | 4     | -4.0   |
| DiMare, S.   | 1     | -6   | 0    | -6    | -6.0   |

## FIELD GOALS

Andrews, Richie: 47, 47, 24, 19G, 21, 48G, 39G, 43, 33G, 19G, 31, 37, 41  
 Mason, Bill: 21G, 31, 20G, 34G, 26, 35G, 31G, 33, 19G

## 1988 NCAA INDIVIDUAL RANKINGS

PUNT RETURNS – Deion Sanders, 1st, 15.2 yards per return (33-503)

PASSING EFFICIENCY – Chip Ferguson, 3rd, 153.0 efficiency rating. (194 attempts, 122 complete, 11 INT, 16 TD)

INTERCEPTIONS – Deion Sanders, 7th, .56 int. per game (5 INT-9 games); Dedrick Dodge, 21st (tie), .45 int. per game (5 INT-11 games)

## INDIVIDUAL RUSHING

| Game             | S. Smith | C. Parker | D. Carter | D. Williams | K. Ross | M. Butts |
|------------------|----------|-----------|-----------|-------------|---------|----------|
| Miami            | 10-6*    | DNP       | 2-4       | 3-20        | 0-0     | 0-0      |
| Southern Miss    | 8-42*    | 7-40      | 9-44      | 8-31*       | 4-22    | 0-0      |
| Clemson          | 10-28    | DNP       | 5-11*     | 4-9*        | 0-0     | 0-0      |
| Michigan State   | 11-48    | DNP       | 10-41*    | 3-33*       | 3-11    | 1-4      |
| Tulane           | 24-212   | DNP       | 6-58*     | 8-25*       | 4-86    | 13-41    |
| Georgia Southern | 8-30*    | 6-22      | DNP       | 5-47*       | 9-21    | 0-0      |
| East Carolina    | DNP      | 25-158*   | 1-3       | 8-36*       | DNP     | 4-19     |
| Louisiana Tech   | DNP      | 25-127*   | DNP       | 5-19*       | DNP     | 2-9      |
| South Carolina   | 6-15     | 4-20*     | 4-38      | 4-11*       | 7-31    | 3-50     |
| Virginia Tech    | 11-87    | 4-24      | 16-119*   | 6-19*       | 0-0     | 5-8      |
| Florida          | 20-109*  | DNP       | 5-12      | 10-32*      | 3-61    | 1-2      |

\* = starter

## INDIVIDUAL PASSING

| Game             | Ferguson      | Att-Comp-Yds-TD-INT |             | Johnson     |
|------------------|---------------|---------------------|-------------|-------------|
|                  |               | Willis              | Weldon      |             |
| Miami            | 16-10-121-0-2 | 17-6-49-0-2         | 3-2-30-0-1  | DNP         |
| Southern Miss    | 17-12-239-3-2 | 4-2-8-0-1           | 13-3-63-2-1 | DNP         |
| Clemson          | 28-18-241-1-0 | DNP                 | DNP         | DNP         |
| Michigan State   | 31-18-215-1-1 | DNP                 | DNP         | DNP         |
| Tulane           | 14-9-141-2-0  | DNP                 | DNP         | DNP         |
| Georgia Southern | 24-16-247-2-2 | DNP                 | DNP         | DNP         |
| East Carolina    | 22-11-150-2-2 | 1-1-6-1-0           | DNP         | DNP         |
| Louisiana Tech   | 10-6-73-1-0   | 25-13-151-2-0       | 5-2-64-1-0  | 10-6-58-1-0 |
| South Carolina   | DNP           | 20-17-271-4-0       | 5-3-87-0-0  | 3-2-23-0-1  |
| Virginia Tech    | 16-12-156-1-1 | 14-6-119-1-0        | DNP         | DNP         |
| Florida          | 16-10-131-3-1 | 4-3-33-1-0          | 0-0-0-0-0   | DNP         |

## INDIVIDUAL RECEIVING

| Receiver      | Miami | USM    | Clemson | MSU  | Tulane | GaSou. | ECU  | LaTech | USC   | VaTech | Florida |
|---------------|-------|--------|---------|------|--------|--------|------|--------|-------|--------|---------|
| Anthony Lewis | 2-23  | 2-29   | 1-10    | 4-63 | 3-62   | 3-34   | 3-63 | 6-106  | 3-76  | 4-74   | 1-10    |
| LaSane        | 2-41  | 4-86   | 1-15    | 1-16 | 1-13   | 7-140  | 1-17 | 3-44   | 2-28  | 2-38   | 3-46    |
| D. Carter     | 0-0   | 1-20   | 3-65    | 3-50 | 2-31   | 0-0    | 1-7  | 4-81   | 6-114 | 2-38   | 0-0     |
| Dawsey        | 4-44  | 2-34   | 4-60    | 4-34 | 1-6    | DNP    | 1-0  | DNP    | 0-0   | 2-6    | 1-11    |
| R. Johnson    | 0-0   | 2-109  | 0-0     | 1-1  | 1-15   | 1-9    | 1-23 | 3-28   | 5-99  | 2-59   | 2-22    |
| O'Malley      | 3-20  | 0-0    | 3-29    | 0-0  | 0-0    | 1-6    | 1-9  | 4-34   | 1-9   | 2-28   | 0-0     |
| Floyd         | 0-0   | 2-15   | 2-15    | 3-35 | 1-14   | 1-7    | 1-16 | 0-0    | 1-9   | 3-20   | 3-48    |
| C. Parker     | 1-4   | 1-(-4) | 4-47    | 1-14 | DNP    | DNP    | 0-0  | DNP    | 0-0   | DNP    | 0-0     |
| S. Smith      | DNP   | 1-12   | DNP     | DNP  | DNP    | 0-0    | 2-15 | 4-25   | 0-0   | 0-0    | DNP     |
| Roberts       | 4-38  | 1-(-1) | 0-0     | 0-0  | 0-0    | 1-8    | DNP  | DNP    | 0-0   | 0-0    | 2-14    |
| DiMare        | 1-1   | 1-10   | 0-0     | 0-0  | 0-0    | 0-0    | 1-6  | 2-19   | 1-2   | 0-0    | 0-0     |
| D. Williams   | DNP   | DNP    | DNP     | DNP  | DNP    | DNP    | DNP  | 0-0    | 2-33  | 1-12   | DNP     |
|               | 0-0   | 0-0    | 0-0     | 1-2  | 0-0    | 1-16   | 0-0  | 0-0    | 1-11  | 0-0    | 1-13    |

## 1988 HIGHS & LOWS

### INDIVIDUAL

Long Rush, TD  
 Long Rush, No TD  
 Long Pass Play, TD  
 Long Pass Play, No TD  
 Long Punt Return, TD  
 Long Punt Return, No TD  
 Long Kickoff Return  
 Long Interception Return, TD  
 Long Interception Return, No TD  
 Long Field Goal  
 Long Punt  
 Most Rushes  
 Most Rushing Yardage  
 Most Passes Attempted  
 Most Passes Completed  
 Most Yards Passing  
 Most TD Passes Thrown  
 Most Receptions  
 Most Yards Receiving  
 Most TDs Scored  
 Most Yards Total Offense  
 Best Punting Average  
 Most Interceptions  
 Most Total Tackles  
 Most Unassisted Tackles  
 Most Passes Broken Up  
 Most Fumbles Caused

### FLORIDA STATE

25, S. Smith v. Virginia Tech  
 78, Butler v. Clemson  
 93, Ferguson to Dawsey v. Southern Miss  
 53, Weldon to LaSane v. South Carolina  
 76, D. Sanders v. Clemson  
 43, D. Sanders v. Michigan State  
 43, D. Carter v. East Carolina  
 39, D. Sanders v. Southern Miss  
 39, D. Sanders v. Virginia Tech  
 48, Andrews v. Michigan State  
 53, Corlew v. Florida  
 25, Parker v. East Carolina, Louisiana Tech  
 212, S. Smith v. Tulane  
 31, Ferguson v. Michigan State  
 18, Ferguson v. Clemson, Michigan State  
 271, Willis v. South Carolina  
 4, Willis v. South Carolina  
 7, Lewis v. Georgia Southern  
 140, Lewis v. Georgia Southern  
 2, by many  
 260, Willis v. South Carolina  
 39.7, Corlew v. Southern Miss  
 2, Dodge v. Tulane  
 16, K. Smith v. Georgia Southern; Haggins v. South Carolina  
 12, K. Smith v. Georgia Southern  
 3, Dodge v. Tulane; Thompson v. South Carolina  
 2, Haggins v. Clemson

### OPPONENT

22, Miller, Georgia Southern  
 35, Hunter, Tulane  
 61, C. Davis to Cooper, Clemson  
 50, Hines to Slaughter, Louisiana Tech  
 None  
 31, Henry, Southern Miss  
 46, Lomack, Florida  
 None  
 36, Harden, Miami  
 52, Stover, Louisiana Tech  
 64, Bryant, Southern Miss  
 23, Gross, Georgia Southern  
 93, James, East Carolina  
 37, Walsh, Miami  
 18, Walsh, Miami  
 241, Jones, Tulane  
 3, Jones, Tulane  
 9, McIntosh, Tulane  
 155, McIntosh, Tulane  
 3, McIntosh, Tulane  
 288, Jones, Tulane  
 44.5, Bryant, Southern Miss  
 2, Oglesby, Georgia Southern  
 20, Sanders, Louisiana Tech  
 13, Sanders, Louisiana Tech  
 2, Russell, Virginia Tech  
 1, Many

| TEAM             | FLORIDA STATE         |                              | OPPONENT                   |                       |
|------------------|-----------------------|------------------------------|----------------------------|-----------------------|
|                  | HIGH                  | LOW                          | HIGH                       | LOW                   |
| Points           | 66 v. Louisiana Tech  | 0 v. Miami                   | 31 by Miami                | 0 by Louisiana Tech   |
| First Downs      | 30 v. South Carolina  | 12 v. Miami                  | 25 by Miami                | 9 by Louisiana Tech   |
| By Rush          | 17 v. Tulane          | 2 v. Clemson                 | 12 by Clemson, Miami       | 2 by Louisiana Tech   |
| By Pass          | 17 v. South Carolina  | 8 v. Miami                   | 12 by Miami                | 1 by Michigan State   |
| By Penalty       | 3 v. Virginia Tech    | 0 v. Miami, Louisiana Tech   | 4 by Virginia Tech         | 1 by four teams       |
| Rushing Yardage  | 434 v. Tulane         | 115 v. Georgia Southern      | 219 by East Carolina       | 3 by Louisiana Tech   |
| Passing Yardage  | 381 v. South Carolina | 141 v. Tulane                | 266 by Miami               | 25 by Michigan State  |
| Total Offense    | 638 v. South Carolina | 242 v. Miami                 | 450 by Miami               | 136 by Louisiana Tech |
| Total Plays      | 91 v. Louisiana Tech  | 57 v. Clemson, Southern Miss | 86 by Miami                | 53 by Michigan State  |
| Rush Attempts    | 58 v. Tulane          | 22 v. Miami                  | 57 by Georgia Southern     | 27 by Louisiana Tech  |
| Pass Attempts    | 50 v. Louisiana Tech  | 14 v. Tulane                 | 41 by Southern Miss, Miami | 9 by Michigan State   |
| Pass Completions | 27 v. Louisiana Tech  | 9 v. Tulane                  | 22 by Miami                | 1 by Michigan State   |

## 1988 DEFENSIVE STATISTICS

| PLAYER          | POS | TACKLES |        |       | LOSS | QTRBK<br>SACKS | —FUMBLES— |      | BLKD<br>KICKS | —PASSES— |     |
|-----------------|-----|---------|--------|-------|------|----------------|-----------|------|---------------|----------|-----|
|                 |     | UNAST.  | ASSIST | TOTAL |      |                | CSD.      | REC. |               | BKUP     | INT |
| Smith, K.       | ILB | 57      | 37     | 94    | 2    | 1              | 0         | 1    | 1             | 8        | 1   |
| Hayes, F.       | ILB | 38      | 33     | 71    | 1    | 1              | 0         | 0    | 0             | 6        | 0   |
| Haggins, O.     | NG  | 29      | 39     | 68    | 1    | 3              | 2         | 0    | 0             | 3        | 1   |
| Butler, L.      | FS  | 42      | 17     | 59    | 1    | 0              | 2         | 0    | 0             | 5        | 2   |
| Carruthers, K.  | ILB | 27      | 23     | 50    | 1    | 0              | 1         | 0    | 0             | 2        | 0   |
| Hayes, E.       | DT  | 21      | 28     | 49    | 4    | 1              | 1         | 1    | 0             | 7        | 1   |
| Hadley, J.      | OLB | 20      | 26     | 46    | 0    | 1              | 0         | 0    | 0             | 1        | 0   |
| Sanders, T.     | CB  | 35      | 9      | 44    | 0    | 0              | 2         | 0    | 0             | 7        | 1   |
| Davis, B.       | ILB | 21      | 19     | 40    | 1    | 0              | 0         | 0    | 0             | 1        | 0   |
| Carter, K.      | ILB | 24      | 15     | 39    | 4    | 2              | 0         | 0    | 0             | 2        | 0   |
| Thompson, S.    | OLB | 20      | 19     | 39    | 3    | 2              | 1         | 0    | 0             | 4        | 0   |
| Sanders, D.     | CB  | 25      | 12     | 37    | 1    | 0              | 1         | 0    | 0             | 6        | 5   |
| Williams, A.    | SS  | 22      | 14     | 36    | 1    | 1              | 0         | 1    | 0             | 1        | 0   |
| Gabbard, S.     | DT  | 10      | 26     | 36    | 4    | 1.5            | 0         | 1    | 0             | 5        | 0   |
| Shiver, S.      | SS  | 25      | 7      | 32    | 3    | 3              | 1         | 0    | 1             | 5        | 2   |
| Dodge, D.       | FS  | 18      | 13     | 31    | 0    | 0              | 0         | 0    | 1             | 2        | 5   |
| Carollo, P.     | OLB | 14      | 15     | 29    | 2    | 1              | 0         | 0    | 2             | 0        | 0   |
| Dinkins, H.     | OLB | 18      | 9      | 27    | 1    | 4              | 0         | 0    | 1             | 6        | 0   |
| Moss, A.        | OLB | 18      | 8      | 26    | 4    | 4.5            | 0         | 1    | 0             | 5        | 0   |
| Freeman, C.     | CB  | 14      | 9      | 23    | 0    | 0              | 0         | 0    | 0             | 4        | 0   |
| Ostaszewski, H. | DT  | 10      | 13     | 23    | 1    | 1              | 0         | 0    | 0             | 3        | 0   |
| Ragans, B.      | SS  | 7       | 13     | 20    | 0    | 0              | 0         | 0    | 0             | 0        | 0   |
| Chaney, J.      | NG  | 5       | 8      | 13    | 0    | 0              | 0         | 1    | 0             | 0        | 0   |
| Senior, C.      | DT  | 5       | 5      | 10    | 0    | 0              | 0         | 0    | 0             | 2        | 0   |
| Ostaszewski, J. | DT  | 4       | 4      | 8     | 0    | 0              | 0         | 1    | 0             | 0        | 0   |
| Romeo, F.       | NG  | 1       | 7      | 8     | 1    | 0              | 0         | 0    | 0             | 0        | 0   |
| Butts, M.       | ILB | 6       | 1      | 7     | 0    | 0              | 0         | 1    | 0             | 0        | 0   |
| Grant, K.       | OLB | 3       | 3      | 6     | 1    | 0              | 0         | 0    | 0             | 0        | 0   |
| Stewart, A.     | CB  | 4       | 0      | 4     | 0    | 0              | 0         | 0    | 0             | 0        | 0   |
| Bassett, D.     | DB  | 1       | 3      | 4     | 0    | 0              | 0         | 1    | 0             | 0        | 0   |
| El Shahawy, M.  | NG  | 1       | 3      | 4     | 0    | 0              | 0         | 0    | 0             | 0        | 0   |
| Johnson, R.     | TE  | 2       | 1      | 3     | 0    | 0              | 1         | 0    | 0             | 0        | 0   |
| Houpe, G.       | DT  | 2       | 0      | 2     | 1    | 0              | 0         | 0    | 0             | 0        | 0   |
| Ross, K.        | TB  | 1       | 1      | 2     | 0    | 0              | 0         | 0    | 0             | 0        | 0   |
| Bennett, E.     | FB  | 1       | 0      | 1     | 0    | 0              | 0         | 0    | 0             | 0        | 0   |
| Ferguson, C.    | QB  | 1       | 0      | 1     | 0    | 0              | 0         | 0    | 0             | 0        | 0   |
| Dawsey, L.      | WR  | 1       | 0      | 1     | 0    | 0              | 0         | 0    | 0             | 0        | 0   |
| Mema, J.        | TB  | 0       | 1      | 1     | 0    | 0              | 0         | 0    | 0             | 0        | 0   |

## 1988 FSU HONOR ROLL

(first team unless otherwise noted)

**Delon Sanders, Sr., Cornerback**

Jim Thorpe Award winner

Kodak All-American

Football Writers All-American

Walter Camp All-American

Associated Press All-American

United Press International All-American

The Sporting News All-American

Football News All-American

AFCA "Coaches Choice" Award finalist

Metro News Player of the Year

All-South Independent

Independent Insurance Agents of America Senior All-American

Japan and Hula Bowl participant

**Pat Tomberlin, Sr., Offensive Tackle**

Walter Camp All-American

Kodak All-American (2nd)

Football News All-American (2nd)

The Sporting News All-American (2nd)

Associated Press All-American (2nd)

United Press International All-American (2nd)

Lombardi Award semi-finalist

All-South Independent

Japan and Hula Bowl participant

**Chip Ferguson, Sr., Quarterback**

Associated Press All-American (honorable mention)

United Press International All-American (honorable mention)

All-South Independent (2nd)

CBS Most Valuable Player (Clemson)

ESPN Most Valuable Player (Florida)

**Stan Shiver, Sr., Strong Safety**

Associated Press All-American (honorable mention)

All-South Independent (2nd)

CBS Most Valuable Player (Miami)

**Peter Tom Willis, Jr., Quarterback**

The Sporting News Player of the Week (South Carolina)

ESPN Most Valuable Player (South Carolina)

**Sammie Smith, Jr., Tailback**

USFRG Sugar Bowl Most Valuable Player

Associated Press All-American (honorable mention)

All-South Independent (2nd)

**Terry Anthony, Jr., Wide Receiver**

Associated Press All-American (honorable mention)

The Sporting News All-American (honorable mention)

All-South Independent

**Jason Kuipers, Sr., Offensive Guard**

Associated Press All-American (honorable mention)

All-South Independent

**Odell Haggins, Jr., Nose Guard**

Associated Press All-American (2nd)

The Sporting News All-American (honorable mention)

All-South Independent

**Ronald Lewis, Jr., Wide Receiver**

Associated Press All-American (honorable mention)

The Sporting News All-American (honorable mention)

All-South Independent (2nd)

Toyota Leadership Award (Clemson)

Fiesta Bowl Samaritan All-American

**Joey Ionata, Sr., Offensive Tackle**

Associated Press All-American (honorable mention)

All-South Independent (2nd)

Toyota Leadership Award (Miami)

**Steve Gabbard, Sr., Defensive Tackle**

Associated Press All-American (honorable mention)

All-South Independent (2nd)

**Kelvin Smith, So., Inside Linebacker**

Associated Press All-American (honorable mention)

All-South Independent (2nd)

**Bruce LaSane, Jr., Wide Receiver**

The Sporting News All-American (honorable mention)

All-South Independent (2nd)

**Dayne Williams, Sr., Fullback**

The Sporting News All-American (honorable mention)

TOTAL  
TACKLE  
LEADERSMiami: 8-Haggins, 8-K. Carter,  
7-F. Hayes, 7-T. SandersSouthern Miss: 10-Carruthers,  
6-DodgeClemson: 15-F. Hayes, 10-Butler,  
9-T. Sanders, 8-HagginsMichigan State: 10-Carruthers,  
8-K. Smith, 7-Butler, 7-T. Sanders,  
7-ThompsonTulane: 6-K. Smith, 6-Butler,  
5-F. Hayes, 5-Shiver, 5-A. WilliamsGeorgia Southern: 16-K. Smith,  
11-Butler, 8-F. Hayes, 7-E. HayesEast Carolina: 13-Haggins,  
11-K. Smith, 10-ButlerLouisiana Tech: 8-K. Carter,  
7-Carruthers, 6-DavisSouth Carolina: 16-Haggins,  
10-K. Smith, 9-F. Hayes, 7-E. HayesVirginia Tech: 12-Davis, 10-K. Smith,  
8-Haggins, 7-E. Hayes, 7-K. Carter

Florida: 12-K. Smith, 7-F. Hayes