


# RECORD BOOK



## INDIVIDUAL RECORDS

(Bowl games not included) \*NCAA Record \*\*NCAA Freshman Record

**TOTAL OFFENSE****Most Plays**

Game - 61, Gary Huff vs. Houston, Nov. 4, 1972  
 Season - 429, Gary Huff, 1972  
 Career - 921, Gary Huff, 1970-72

**Most Yards Gained**

Game - 490, Bill Cappleman vs. Memphis State, Nov. 15, 1969  
 Season - 2,770, Gary Huff, 1972  
 Career - 6,086, Gary Huff, 1970-72

**Most Touchdowns Responsible For**

Game - 6, Gary Huff vs. South Carolina, Oct. 23, 1971  
 Season - 26, Gary Huff, 1972, Bill Cappleman, 1968  
 Career - 54, Gary Huff, 1970-72

**RUSHING****Most Rushes**

Game - 33, Greg Allen vs. East Carolina, Sept. 3, 1983  
 Season - 239, Larry Key, 1977  
 Career - 625, Larry Key, 1974-77

**Most Yards Gained**

\*\*Game - 322, Greg Allen vs. Western Carolina, Oct. 31, 1981  
 Season - 1,230, Sammie Smith, 1987  
 Career - 3,769, Greg Allen, 1981-84

**Most Yards Gained (Season)**

By a Freshman - 888, Greg Allen, 1981  
 By a Sophomore - 1,230, Sammie Smith, 1987  
 By a Junior - 1,134, Greg Allen, 1983  
 By a Senior - 1,117, Larry Key, 1977

**Most Games Gaining 100 Yards**

Season - 7, Sammie Smith, 1987  
 Career - 16, Greg Allen, 1981-84

**Consecutive 100-Yard Games**

Career - 4, Sammie Smith, 1987

**Most Games Gaining 200 Yards**

Season - 2, Greg Allen, 1981  
 Career - 4, Greg Allen, 1981-84

**Most Games Gaining 300 Yards**

Season - 1, Greg Allen, 1981  
 Career - 1, Greg Allen, 1981

**Highest Average Per Rush**

Game (Min. 10 atts.) - 14.1, (15-212), Victor Floyd vs. South Carolina, Nov. 9, 1985; (Min. 20 atts.) - 10.1, (22-223), Greg Allen vs. Arizona State, Nov. 4, 1984  
 Season (Min. 100 atts.) - 7.3, (133-971), Greg Allen, 1984  
 Career (Min. 200 atts.) - 6.2, Sammie Smith, 1985-88

**Most TDs Rushing**

Game - 4, Greg Allen vs. South Carolina, Nov. 6, 1982; vs. Louisville, Nov. 13, 1982  
 Season - 20, Greg Allen, 1982  
 Career - 44, Greg Allen, 1981-84

**Longest Rush**

Game - 97, Larry Key vs. Virginia Tech, Nov. 11, 1976

**Most All-Purpose Yardage**

\*Game - 417, Greg Allen vs. Western Carolina, Oct. 31, 1981  
 Season - 1,605, Greg Allen, 1982  
 Career - 4,996, Greg Allen, 1981-84

**PASSING****Highest Passing Efficiency Rating**

Season (Min. 10 atts./game) - 153.0, Chip Ferguson, 1988  
 Career (Min. 150 cmp./game) - 133.0, Gary Huff, 1970-72

**Most Passes Attempted**

Game - 58, Gary Huff vs. Florida, Oct. 7, 1972  
 Season - 385, Gary Huff, 1972  
 Career - 796, Gary Huff, 1970-72

**Most Passes Completed**

Game - 31, Bill Cappleman vs. Memphis State, Nov. 15, 1969  
 Season - 206, Gary Huff, 1972  
 Career - 436, Gary Huff, 1970-72

**Highest Completion Percentage**

Game (Min. 15 atts.) - 85.0, (17-20), Peter Tom Willis vs. South Carolina, Nov. 5, 1988  
 Season (Min. 100 atts.) - 62.9, (122-194), Chip Ferguson, 1988  
 Career (Min. 300 atts.) - 57.4, (273-476), Wally Woodham, 1975, 77-79

**Most Passes Intercepted**

Game - 5, Bill Cappleman vs. Virginia Tech, Nov. 2, 1968  
 Season - 23, Gary Huff, 1972  
 Career - 42, Gary Huff, 1970-72

**Lowest Interception Percentage**

Season (Min. 100 atts.) - 1.65, (2-121), Steve Tensi, 1962  
 Career (Min. 300 atts.) - 4.27, (15-351), Kim Hammond, 1965-67

**Most Yards Gained**

Game - 508, Bill Cappleman vs. Memphis State, Nov. 15, 1969  
 Season - 2,893, Gary Huff, 1972  
 Career - 6,378, Gary Huff, 1970-72

**Most 200-Yard Games**

Season - 9, Gary Huff, 1972  
 Career - 15, Gary Huff, 1970-72

**Consecutive 200-Yard Games**

Career - 11, Gary Huff, 1971-72

**Most 300-Yard Games**

Season - 3, Gary Huff, 1971 and Kim Hammond, 1967  
 Career - 5, Gary Huff, 1970-72

**Consecutive 300-Yard Games**

Career - 3, Kim Hammond, 1967

**Most Yards Per Attempt**

Game (Min. 15 atts.) - 15.0, (374-25), Gary Huff vs. Virginia Tech, Oct. 2, 1971  
 Season (Min. 100 atts.) - 8.8, (1,714-194), Chip Ferguson, 1988  
 Career (Min. 300 atts.) - 8.0, (6,378-796), Gary Huff, 1970-72

**Most Yards Per Completion**

Game (Min. 15 atts.) - 23.8, (285-12), Gary Huff vs. Tulsa, Nov. 20, 1971  
 Season (Min. 100 atts.) - 15.6, (1,218-78), Eric Thomas, 1984  
 Career (Min. 300 atts.) - 14.6, (6,378-436), Gary Huff, 1970-72

**Most TD Passes**

Game - 5, Gary Huff vs. South Carolina, Oct. 23, 1971; Bill Cappleman vs. Wake Forest, Nov. 23, 1968  
 Season - 25, Bill Cappleman, 1968; Gary Huff, 1972  
 Career - 52, Gary Huff, 1970-72

**Consecutive Games with TD Pass**

Career - 13, Gary Huff, 1971-72

**Longest Pass**

Game - 96, Kurt Unglaub from Jimmy Jordan vs. Virginia Tech, Nov. 20, 1976

**RECEIVING****Most Passes Caught**

Game - 16, Ron Sellers vs. South Carolina, Oct. 26, 1968  
 Season - 86, Ron Sellers, 1968  
 Career - 212, Ron Sellers, 1966-68

**Consecutive Games Catching a Pass**

Career - 30, Ron Sellers, 1966-68

**Most Yards Gained**

Game - 260, Ron Sellers vs. Wake Forest, Nov. 23, 1968  
 Season - 1,496, Ron Sellers, 1968  
 Career - 3,598, Ron Sellers, 1966-68

**Highest Average Per Reception**

Game (Min. 5 rec.) - 34.6, (173-5), Ron Sellers vs. Maryland, Sept. 21, 1968  
 Season (Min. 30 rec.) - 21.7, (738-34), Hassan Jones, 1985  
 Career (Min. 70 rec.) - 20.1, (2,392-119), Barry Smith, 1970-72

**Most TD Passes Caught**

Game - 5, Ron Sellers vs. Wake Forest, Nov. 23, 1968  
 Season - 13, Barry Smith, 1972  
 Career - 25, Barry Smith, 1970-72

**Yards Gained Per Game**

Season - 149.6, Ron Sellers, 1968  
 Career - 119.9, Ron Sellers, 1966-68

**Most 100-Yard Receiving Games**

Season - 8, Barry Smith, 1972  
 Career - 18, Ron Sellers, 1966-68

**Most 200-Yard Receiving Games**

Season - 4, Ron Sellers, 1968  
 Career - 5, Ron Sellers, 1966-68

**SCORING****Most Points**

Game - 30, Ron Sellers vs. Wake Forest, Nov. 23, 1968  
 Season - 126, Greg Allen, 1982  
 \*Career - 393, Derek Schmidt, 1984-87

**Most Touchdowns**

Game - 5, Ron Sellers vs. Wake Forest, Nov. 23, 1968  
 Season - 21, Greg Allen, 1982  
 Career - 46, Greg Allen, 1981-84

**Most PAT Attempted**

Game - 10, Derek Schmidt vs. Tulsa, Oct. 19, 1985;  
 Derek Schmidt vs. Tulane, Oct. 31, 1987  
 Season - 58, Richie Andrews, 1988  
 Career - 178, Derek Schmidt, 1984-87

**Most PAT Made**

Game - 10, Derek Schmidt vs. Tulsa, Oct. 19, 1985;  
 Derek Schmidt vs. Tulane, Oct. 31, 1987  
 Season - 57, Richie Andrews, 1988  
 Career - 174, Derek Schmidt, 1984-87



In 1987, FSU placekicker Derek Schmidt watched this extra point against Auburn make him the NCAA all-time leader in career scoring.

**Highest Percentage of PAT Made**

Season (Min. 25 att.) - 100.0, (38-38), Bill Capece, 1980;  
Derek Schmidt (42-42), 1984 and (44-44), 1985  
Career (Min. 100 att.) - 97.8, (174-178), Derek Schmidt,  
1984-87

**Consecutive PAT**

Career - 108, Derek Schmidt, 1984-86

**Most Points Kicking**

Game - 18, Bill Capece vs. Pittsburgh, Oct. 11, 1980  
Season - 116, Derek Schmidt, 1987  
\*Career - 393, Derek Schmidt, 1984-87

**PUNTING****Most Punts**

Game - 12, Joe Downey vs. Houston, Nov. 3, 1973; Bill  
Cheshire vs. Florida, Sept. 28, 1968  
Season - 81, Joe Downey, 1973  
Career - 244, Rohn Stark, 1978-81

**Highest Average**

Game (Min. 5 punts) - 54.8, (329-6), Rohn Stark vs. Florida,  
Nov. 28, 1981  
Season (Min. 30 punts) - 46.0, (2,941-64), Rohn Stark, 1981  
Career (Min. 100 punts) - 42.7, (10,418-244), Rohn Stark,  
1978-81

**Most Yards on Punts**

Game - 465, Joe Downey vs. Houston, Nov. 3, 1973  
Season - 3,092, Joe Downey, 1973  
Career - 10,418, Rohn Stark, 1978-81

**Longest Punt**

Game - 84, Tommy Brown vs. Tampa, 1950

**PUNT RETURNS****Most Punt Returns**

Game - 10, David Snell vs. South Carolina, Oct. 24, 1970  
Season - 40, David Snell, 1970  
Career - 126, Deion Sanders, 1985-88

**Most Yards on Punt Returns**

Game - 137, Bobby Jackson vs. Virginia Tech, Nov. 16, 1974  
Season - 503, Deion Sanders, 1988  
Career - 1,429, Deion Sanders, 1985-88

**Highest Average Per Punt Return**

Game (Min. 3) - 45.7, (137-3), Bobby Jackson vs. Virginia Tech,  
Nov. 16, 1974  
Season (Min. 10) - 20.1, (241-12), Phil Abraira, 1969  
Career (Min. 25) - 14.0, (377-27), Buddy Blankenship, 1964-65

**Most TDs on Punt Returns**

Game - 2, Joe Wessel vs. Arizona State, Nov. 3, 1984  
Season - 3, Joe Wessel, 1984  
Career - 3, Joe Wessel, 1981-84; Deion Sanders, 1985-88

**Longest Punt Return**

Game - 92, Phil Abraira vs. North Carolina, Nov. 22, 1969

**KICKOFF RETURNS****Most Kickoff Returns**

Game - 6, Larry Key vs. Miami, Sept. 24, 1977 and vs. Miami,  
Sept. 18, 1976; Joe Goldsmith vs. Mississippi State, Oct.  
13, 1973; Billy Allen vs. East Carolina, 1983  
Season - 29, Joe Goldsmith, 1973  
Career - 73, Keith Ross, 1985-88

**Most Yards on Kickoff Returns**

Game - 184, Leon Bright vs. Virginia Tech, Nov. 16, 1974  
Season - 583, Keith Ross, 1986  
Career - 1,703, Keith Ross, 1985-88

**Highest Average Per Kickoff Return**

Game (Min. 3) - 46.0, (184-4), Leon Bright vs. Virginia Tech,  
Nov. 16, 1974  
Season (Min. 10) - 27.5, (358-13), Bill Odom, 1955  
Career (Min. 35) - 24.1, (1278-53), Keith Ross, 1985-87

**Most TDs on Kickoff Returns**

Game - 1, 10 players, latest Dexter Carter, Miami, Nov. 1, 1986  
Season - 1, 10 players, latest Dexter Carter, Miami, Nov. 1, 1986  
Career - 2, Eddie McMillian, 1970-72; T.K. Wetherell, 1964-66

**Longest Kickoff Return**

Game - 100, Leon Bright vs. Virginia Tech, Nov. 16, 1974; Bill  
Moreman/T.K. Wetherell vs. Kentucky, Oct. 9, 1965; Keith  
Ross/Dexter Carter vs. Miami, Nov. 1, 1986

**FIELD GOALS****Most Field Goals Attempted**

Game - 8, Frank Fontes vs. Wake Forest, Sept. 26, 1970  
Season - 31, Derek Schmidt, 1987  
Career - 104, Derek Schmidt, 1984-87

**Most Field Goals Made**

Game - 5, Bill Capece vs. Pittsburgh, Oct. 11, 1980  
Season - 23, Derek Schmidt, 1987  
Career - 73, Derek Schmidt, 1984-87

**Highest Percentage of Field Goals Made**

Season (Min. 15 atts.) - 74.2, (23-31), Derek Schmidt, 1987  
Career (Min. 50 atts.) - 70.2, (73-104), Derek Schmidt, 1984-87

**Longest Field Goal Made**

Game - 54, Derek Schmidt vs. Miami, Sept. 22, 1984

**BLOCKED KICKS****Most Blocked Kicks**

Game - 2, Joe Wessel vs. Temple, Sept. 29, 1984;  
J.T. Thomas vs. Louisville, Sept. 12, 1970  
Season - 5, Joe Wessel, 1984  
Career - 7, Bobby Butler, 1977-80

**Most Blocked Punts**

Game - 2, Ron Hester vs. Boston College, 1980;  
Kelvin Smith vs. Southern Miss, 1987  
Season - 4, Joe Wessel, 1984  
Career - 5, Bobby Butler, 1977-80

**Most Blocked Field Goals**

Game - 2, J.T. Thomas vs. Louisville, Sept. 12, 1970  
 Season - 2, J.T. Thomas, 1970  
 Career - 2, Alphonso Carreker, 1980-83; J.T. Thomas, 1969-71

**Most TDs Scored Off Blocked Kicks**

Game - 2, Joe Wessel vs. Arizona State, Nov. 3, 1984  
 Season - 3, Joe Wessel, 1984  
 Career - 3, Joe Wessel, 1981-84

**Most TDs Scored Off Blocked Punts**

Game - 2, Joe Wessel vs. Arizona State, Nov. 3, 1984  
 Season - 3, Joe Wessel, 1984  
 Career - 3, Joe Wessel, 1981-84

**Most TDs Scored Off Blocked Field Goals**

Game - 1, many players, latest Eric Riley vs. Temple, Sept. 29, 1984  
 Season - 1, many players, latest Eric Riley, 1984  
 Career - 1, many players, latest Eric Riley, 1980-84

**FUMBLES****Caused Fumbles**

Game - 2, many players  
 Season - 13, Ron Simmons, 1977  
 Career - 17, Ron Simmons, 1977-80

**Fumble Recoveries**

Game - 3, Ron Wallace vs. Wichita State, Sept. 20, 1969  
 Season - 6, Ron Wallace, 1969  
 Career - 8, Ron Simmons, 1977-80; Willie Jones, 1975-78; Ron Wallace, 1968-70

**TACKLES****Total Tackles**

Game - 29, Dale McCullers vs. Texas A&M, Oct. 5, 1968  
 Season - 181, Aaron Carter, 1977  
 Career - 512, Aaron Carter, 1974-77

**Quarterback Sacks**

Game - 5, Ron Simmons vs. North Texas State, Oct. 29, 1977  
 Season - 12, Ron Simmons, 1977  
 Career - 25, Ron Simmons, 1977-80

**Tackles for Loss**

Game - 4, Isaac Williams vs. Temple, Sept. 29, 1984  
 Season - 17, Ron Simmons, 1979  
 Career - 44, Ron Simmons, 1977-80

**INTERCEPTIONS****Most Passes Intercepted**

Game - 3, Tommy Brown vs. Stetson, 1950 and vs. Georgia Tech, 1952; Bud Whitehead vs. Virginia Tech, Oct. 10, 1959; J.T. Thomas vs. Kansas State, Nov. 21, 1970  
 Season - 8, Curt Cambell, 1951 and Monk Bonasorte, 1979  
 Career - 15, Monk Bonasorte, 1978-80



The 1988 Jim Thorpe Award winner as the nation's top defensive back, Deion Sanders ranks second on the FSU interception charts with 14 career thefts.

**Most Yards on Interceptions**

Game - 100, Deion Sanders vs. Tulsa, Oct. 19, 1985  
 Season - 116, Deion Sanders, 1988  
 Career - 287, Deion Sanders, 1985-88

**Most TDs on Interceptions**

Game - 1, many players, latest Odell Haggins vs. Florida, Nov. 26, 1988  
 Season - 2, Deion Sanders, 1988  
 Career - 4, Deion Sanders, 1985-88

**Longest Interception Return**

Game - 100, Deion Sanders vs. Tulsa, Oct. 19, 1985

**BUILDING BLOCKS**

Under Bobby Bowden, Florida State teams have built a reputation for blocking kicks and 1988 was no exception. Last year, the Seminoles blocked six punts, the most for any FSU team since 1984. The Tribe's first punt block of 1989 will be the 50th by a Bowden-coached FSU team and the 40th of the 1980s. In addition, Florida State has blocked 63 kicks (punts, PATs, field goals) since Bowden's arrival. With new legislation outlawing the use of tees for PAT and field goal attempts, it's a good bet Florida State will increase its total and close out the 1980s with hefty totals in both categories.

| Year          | Punts      | Total Kicks |
|---------------|------------|-------------|
| 1976          | 1          | 1           |
| 1977          | 3          | 4           |
| 1978          | 2          | 4           |
| 1979          | 4          | 7           |
| 1980          | 5          | 5           |
| 1981          | 2          | 2           |
| 1982          | 6          | 8           |
| 1983          | 3          | 7           |
| 1984          | 8          | 9           |
| 1985          | 1          | 1           |
| 1986          | 4          | 4           |
| 1987          | 4          | 5           |
| 1988          | 6          | 6           |
| <b>Totals</b> | <b>49*</b> | <b>63*</b>  |

\*The above figures do not include a blocked field goal in the 1982 Gator Bowl and a blocked punt in the 1984 Citrus Bowl.

## TEAM RECORDS

## Single-Game Offense

## TOTAL OFFENSE

Most Plays - 100, vs. East Carolina, Sept. 20, 1980  
 Most Plays, Both Teams - 173, vs. San Diego State, Oct. 27, 1973  
 Most Yards Gained - 706, vs. East Carolina, Oct. 16, 1982  
 Most Yards Gained, Both Teams - 1,219, Arizona State, Nov. 3, 1984  
 Most Touchdowns - 9, vs. East Carolina, Sept. 20, 1980; vs. Memphis State, Nov. 17, 1979

## RUSHING

Most Rushes - 81, vs. East Carolina, Sept. 20, 1980  
 Most Rushes, Both Teams - 120, vs. Oklahoma, Sept. 25, 1976  
 Most Yards - 479, vs. Western Carolina, Oct. 31, 1981  
 Most Yards, Both Teams - 706, vs. Louisville, Nov. 13, 1982  
 Most Touchdowns - 7, vs. East Carolina, Sept. 20, 1980

## PASSING

Most Passes Attempted - 59, vs. Florida, Oct. 7, 1972  
 Most Passes Attempted, Both Teams - 94, vs. Ohio State, Oct. 3, 1981  
 Most Passes Completed - 31, vs. Memphis State, Nov. 15, 1969  
 Most Passes Completed, Both Teams - 56, vs. Ohio State, Oct. 3, 1981  
 Highest Percentage Completed (Min. 20 atts.) - 84.0, (21-25), vs. Virginia Tech, Oct. 2, 1971  
 Most Passes Intercepted - 7, vs. South Carolina, Nov. 10, 1984  
 Most Yards Gained - 508, vs. Memphis State, Nov. 15, 1969  
 Most Yards Gained, Both Teams - 761, vs. South Carolina, Oct. 25, 1968  
 Touchdown Passes - 5, vs. Wake Forest, Nov. 23, 1968; vs. South Carolina, Oct. 23, 1971; vs. Tulsa, Oct. 19, 1985; vs. Southern Miss, Sept. 10, 1988; vs. Louisiana Tech, Oct. 22, 1988

## SCORING

Most Points - 76, vs. Tulsa, Oct. 19, 1985  
 Most Points, Both Teams - 96, vs. Arizona State, Nov. 3, 1984  
 Greatest Margin of Victory - 74, vs. Whiting Field, 1949\*; 62, vs. Tulsa, 1985  
 Greatest Margin of Defeat - 49, vs. Florida, 1973  
 Most Touchdowns - 10, vs. Tulsa, Oct. 19, 1985 and Tulane, 1987  
 Most Touchdowns, Both Teams - 13, vs. East Carolina, Sept. 3, 1983  
 Most PAT Made - 10, vs. Tulsa, 1985; and Tulane, 1987  
 Most PAT Made, Both Teams - 12, vs. Tulsa, Oct. 19, 1985; and Tulane, 1987

Most Field Goals Made - 5, vs. Pittsburgh, Oct. 11, 1980  
 Most Field Goals Made, Both Teams - 6, vs. Florida, Dec. 3, 1983

\*Not recognized by the NCAA

## FIRST DOWNS

Most First Downs - 36, vs. East Carolina, Sept. 20, 1980  
 Most First Downs, Both Teams - 55, vs. Louisiana St., Sept. 10, 1983; vs. Arizona State, Nov. 3, 1984  
 Most Rushing First Downs - 24, vs. East Carolina, Sept. 20, 1980  
 Most Rushing First Downs, Both Teams - 32, vs. Auburn, Oct. 23, 1976  
 Most Passing First Downs - 21, vs. Memphis State, Nov. 17, 1979  
 Most Passing First Downs, Both Teams - 37, vs. South Carolina, Oct. 26, 1968  
 Most Penalty First Downs - 4, vs. Furman, Sept. 29, 1962; vs. Pittsburgh, Oct. 17, 1981; vs. South Carolina, Nov. 10, 1984; vs. Florida, Dec. 1, 1984; and vs. South Carolina, Nov. 9, 1985  
 Most Penalty First Downs, Both Teams - 7, vs. Pittsburgh, Oct. 17, 1981; vs. Virginia Tech, Nov. 12, 1988

## PUNTING

Most Punts - 12, vs. Houston, Nov. 3, 1973; vs. Florida, Sept. 28, 1968  
 Highest Average (Min. 5) - 54.8, (329-6) vs. Florida, Nov. 28, 1981

## PUNT RETURNS

Most Punt Returns - 10, vs. South Carolina, Oct. 24, 1970  
 Most Yards Gained - 171, vs. Virginia Tech, Nov. 16, 1974  
 Most Touchdowns - 2, vs. Arizona State, Nov. 3, 1984

## KICKOFF RETURNS

Most Kickoff Returns - 9, vs. Miami, Sept. 18, 1976; vs. Auburn, Nov. 19, 1960  
 Most Yards Gained - 205, vs. Virginia Tech, Nov. 16, 1974  
 Most Touchdowns - 1, nine times, latest vs. Miami, Nov. 1, 1986

## FUMBLES

Most Fumbles - 10, vs. Wichita State, Sept. 20, 1969  
 Most Fumbles, Both Teams - 27, vs. Wichita State, Sept. 20, 1969  
 Most Fumbles Lost - 7, vs. Wichita State, Sept. 20, 1969  
 Most Fumbles Lost, Both Teams - 17, vs. Wichita State, Sept. 20, 1969

## PENALTIES

Most Penalties - 16, vs. Virginia Tech, Nov. 12, 1988  
 Most Penalties, Both Teams - 31, vs. South Carolina, Nov. 9, 1985  
 Most Yards Penalized - 172, vs. Furman, Sept. 21, 1957  
 Most Yards Penalized, Both Teams - 264, vs. South Carolina, Nov. 9, 1985

## Single-Game Defense

### TOTAL DEFENSE

Fewest Plays - 38, vs. Memphis State, Nov. 4, 1967  
 Fewest Yards - 23, vs. The Citadel, Sept. 15, 1962  
 Most Yards - 651, vs. Arizona State, Nov. 3, 1984

### RUSH DEFENSE

Fewest Rushes - 22, vs. Pittsburgh, Oct. 11, 1980  
 Fewest Yards - -18, vs. Miami (36 carries), Nov. 2, 1985  
 Most Yards - 466, vs. Houston, Nov. 23, 1974

### PASS DEFENSE

Fewest Passes Attempted - 4, vs. Georgia Tech, Oct. 4, 1975; vs. Virginia Tech, Oct. 11, 1975 and vs. Memphis State, Nov. 4, 1967  
 Fewest Passes Completed - 0, vs. William & Mary, Oct. 22, 1960  
 Lowest Percentage Completed (Min. 10 atts.) - 15.4, (2-13), vs. Kansas State, Oct. 2, 1976 and vs. The Citadel, Sept. 15, 1962  
 Fewest Yards - 0, vs. William & Mary, Oct. 22, 1960  
 Most Yards - 532, vs. Arizona State, Nov. 3, 1984  
 Most Passes Intercepted - 5, five times, latest vs. Florida, Nov. 23, 1979  
 Most Yards on Interceptions - 134, vs. Tulsa, Oct. 19, 1985  
 Most TDs on Interceptions - 2, vs. Tulsa, Oct. 19, 1985; vs. Louisiana Tech, Oct. 22, 1988

### FIRST DOWNS

Fewest First Downs - 2, vs. The Citadel, Sept. 15, 1962  
 Fewest Rushing First Downs - 0, vs. Louisville, Sept. 13, 1980  
 Fewest Passing First Downs - 0, seven times, latest vs. East Carolina, Sept. 20, 1980

### BLOCKED KICKS

Most Blocked Kicks - 2, many times, latest vs. Louisiana Tech, Oct. 22, 1988  
 Most Blocked Punts - 2, Tulane, Oct. 20, 1984; vs. South Carolina, Nov. 6, 1982; vs. Arizona State, Nov. 3, 1984; vs. Southern Miss, Oct. 10, 1987; vs. Louisiana Tech, Oct. 22, 1988  
 Most Blocked Field Goals - 2, vs. Louisville, 1970

Most TDs Scored off Blocked Kicks - 2, vs. Arizona State, Nov. 3, 1984 and vs. Tulane, Oct. 20, 1984  
 Most TDs Scored off Blocked Punts - 2, vs. Tulane, Oct. 20, 1984 and vs. Arizona State, Nov. 3, 1984  
 Most TDs Scored off Blocked Field Goals - 1, many times, latest Temple, Sept. 29, 1984

### FUMBLES

Most Fumbles Caused - 17, vs. Wichita State, Sept. 20, 1969  
 Most Fumbles Recovered - 10, vs. Wichita State, Sept. 20, 1969

### TURNOVERS

Most Turnovers - 12 (2 int.-10 fum.), vs. Wichita State, Sept. 20, 1969

## Single-Season Offense

### TOTAL OFFENSE

Most Yards Per Game - 487.9, (5,361), 1987  
 Highest Average Per Play - 6.39, (4,871), 1988  
 Most Yards - 5,361, 1987  
 Most Touchdowns - 58, 1988

### RUSHING

Most Yards - 3,021, 1984  
 Most Yards Per Game - 274.6, (3,021-11), 1984  
 Highest Average Per Play - 5.6, (2,995-530), 1987  
 Most Touchdowns - 34, 1987

### PASSING

Most Passes Attempted - 389, 1972  
 Most Passes Completed - 209, 1972  
 Highest Average Per Attempt - 8.39, (2,676-319), 1988  
 Highest Average Per Completion - 16.3, (1938-119), 1984  
 Most Yards - 2,974, 1972  
 Most Yards Per Game - 284.4, (2,844-10), 1968  
 Highest Completion Percentage - 59.0, (147-249), 1964  
 Most TD Passes - 29, 1968, 1988  
 Highest Passing Efficiency Rating Points - 148.1, 1988

### SCORING

Most Points - 450, 1987  
 Most Points Per Game - 40.9, (450-11), 1987  
 Consecutive 50-Point Games - 3, 1986  
 Most Touchdowns - 58, 1988  
 Most PAT Made - 57, 1988  
 Most Field Goals Made - 23, 1987



**FIRST DOWNS**

Most First Downs - 269, 1983  
 Most Rushing First Downs - 152, 1987  
 Most Passing First Downs - 129, 1972  
 Most Penalty First Downs - 20, 1973 and 1975

**PUNTING**

Most Punts - 81, 1973  
 Fewest Punts - 35, 1988  
 Highest Average Per Punt - 45.2, (2,941-65), 1981

**PUNT RETURNS**

Most Punt Returns - 44, 1970  
 Fewest Punt Returns - 14, 1960  
 Most Yards - 649, 1988  
 Highest Average Per Punt Return - 15.5, (649-42), 1988  
 Most Touchdowns - 4, 1979

**KICKOFF RETURNS**

Most Kickoff Returns - 56, 1973  
 Fewest Kickoff Returns - 15, 1962 and 1964  
 Most Yards - 998, 1974  
 Highest Average Per Kickoff Return - 24.5, (412-36), 1965  
 Most Touchdowns - 2, 1970 and 1981

**FUMBLES**

Most Fumbles - 42, 1969  
 Most Fumbles Lost - 27, 1969  
 Fewest Fumbles - 10, 1966  
 Fewest Fumbles Lost - 5, 1965 and 1966

**PENALTIES**

Most Penalties - 93, 1988  
 Most Yards Penalized - 838, 1988  
 Fewest Penalties - 40, 1976  
 Fewest Yards Penalized - 423, 1976

.....  
**Single-Season  
 Defense**

**TOTAL DEFENSE**

Fewest Yards - 1,811, 1964  
 Fewest Yards Per Game - 181.1, (1,811-10), 1964  
 Lowest Average Per Play - 3.3, (3,410-658), 1964  
 Fewest Touchdowns - 8, 1980

**RUSHING DEFENSE**

Fewest Yards - 750, 1964  
 Fewest Yards Per Game - 75.0, (750-10), 1964  
 Lowest Average Per Play - 2.1, (750-355), 1964  
 Fewest Touchdowns - 2, 1980

**PASS DEFENSE**

Fewest Yards - 675, 1958  
 Fewest Yards Per Game - 63.5, (698-11), 1975  
 Fewest Yards Per Attempt - 4.7, (693-148), 1962  
 Fewest Yards Per Completion - 10.3, (693-67), 1962  
 Lowest Completion Percentage - 34.1, (91-267), 1979  
 Fewest Touchdowns - 2, 1956; 1958; 1963; 1964  
 Most Interceptions - 25, 1968  
 Most Yards on Interceptions - 327, 1988  
 Most TDs on Interceptions - 6, 1988

**SCORING**

Fewest Points - 66, 1964  
 Fewest Points Per Game - 6.6, (66-10), 1964

**FIRST DOWNS**

Fewest First Downs - 90, 1962  
 Fewest Rushing First Downs - 45, 1962  
 Fewest Passing First Downs - 28, 1958  
 Fewest Penalty First Downs - 2, 1957

**KICKOFF RETURNS**

Lowest Average Per Kickoff Return - 15.7, (502-32), 1962

**PUNT RETURNS**

Lowest Average Per Punt Return - 3.3, (39-12), 1978  
 Most Punts Returned for Touchdown - 4, 1984

**BLOCKED KICKS**

Most Blocked Kicks - 9, 1982 and 1984  
 Most Blocked Punts - 8, 1984  
 Most Blocked Field Goals - 4, 1970  
 Most TDs off Blocked Kicks - 6, 1984  
 Most TDs off Blocked Punts - 5, 1984  
 Most TDs off Blocked Field Goals - 1, many years, latest 1984

**FUMBLES**

Most Fumbles Caused - 45, 1979  
 Most Fumbles Recovered - 26, 1957

## YEAR-BY-YEAR LEADERS

## TOTAL OFFENSE

| Year | Name            | Plays | Yards | TD | Year | Name            | No. | Yards | Avg. | TD |
|------|-----------------|-------|-------|----|------|-----------------|-----|-------|------|----|
| 1955 | Len Swantic     | 116   | 595   | 6  | 1969 | Tom Bailey      | 144 | 630   | 4.4  | 2  |
| 1956 | Lee Corso       | 147   | 725   | 8  | 1970 | Tom Bailey      | 121 | 514   | 4.2  | 2  |
| 1957 | Bobby Renn      | 148   | 680   | 6  | 1971 | Paul Magalski   | 106 | 516   | 4.9  | 3  |
| 1958 | Fred Pickard    | 122   | 602   | 4  | 1972 | Hodges Mitchell | 192 | 944   | 4.9  | 3  |
| 1959 | Joe Majors      | 227   | 1141  | 10 | 1973 | Hodges Mitchell | 171 | 669   | 3.9  | 2  |
| 1960 | Ed Trancygier   | 152   | 695   | 9  | 1974 | Larry Key       | 123 | 602   | 4.9  | 3  |
| 1961 | Eddie Feely     | 181   | 722   | 7  | 1975 | Leon Bright     | 162 | 675   | 4.2  | 3  |
| 1962 | Eddie Feely     | 165   | 982   | 7  | 1976 | Larry Key       | 144 | 712   | 4.9  | 4  |
| 1963 | Steve Tensi     | 169   | 852   | 9  | 1977 | Larry Key       | 239 | 1117  | 4.7  | 3  |
| 1964 | Steve Tensi     | 215   | 1635  | 15 | 1978 | Homes Johnson   | 183 | 817   | 4.5  | 4  |
| 1965 | Ed Pritchett    | 325   | 1455  | 7  | 1979 | Mark Lyles      | 225 | 1011  | 4.5  | 8  |
| 1966 | Gary Pajcic     | 290   | 1735  | 9  | 1980 | Sam Platt       | 224 | 983   | 4.4  | 6  |
| 1967 | Kim Hammond     | 297   | 2074  | 17 | 1981 | Greg Allen      | 139 | 888   | 6.4  | 3  |
| 1968 | Bill Cappleman  | 349   | 2342  | 26 | 1982 | Ricky Williams  | 134 | 857   | 6.4  | 3  |
| 1969 | Bill Cappleman  | 417   | 2135  | 14 | 1983 | Greg Allen      | 200 | 1134  | 5.7  | 13 |
| 1970 | Tommy Warren    | 259   | 1713  | 12 | 1984 | Greg Allen      | 133 | 971   | 7.3  | 8  |
| 1971 | Gary Huff       | 386   | 2653  | 24 | 1985 | Tony Smith      | 111 | 678   | 6.1  | 4  |
| 1972 | Gary Huff       | 429   | 2770  | 26 | 1986 | Victor Floyd    | 129 | 654   | 5.1  | 6  |
| 1973 | Billy Sexton    | 168   | 765   | 4  | 1987 | Sammie Smith    | 172 | 1230  | 7.1  | 7  |
| 1974 | Ron Coppess     | 215   | 909   | 3  | 1988 | Sammie Smith    | 108 | 577   | 5.3  | 4  |
| 1975 | Clyde Walker    | 241   | 1424  | 11 |      |                 |     |       |      |    |
| 1976 | Jimmy Black     | 308   | 1836  | 11 |      |                 |     |       |      |    |
| 1977 | Wally Woodham   | 195   | 1263  | 13 |      |                 |     |       |      |    |
| 1978 | Jimmy Jordan    | 224   | 1330  | 15 |      |                 |     |       |      |    |
| 1979 | Jimmy Jordan    | 202   | 1107  | 13 |      |                 |     |       |      |    |
| 1980 | Rick Stockstill | 272   | 1282  | 17 |      |                 |     |       |      |    |
| 1981 | Rick Stockstill | 292   | 1247  | 11 |      |                 |     |       |      |    |
| 1982 | Kelly Lowrey    | 253   | 1670  | 15 |      |                 |     |       |      |    |
| 1983 | Kelly Lowrey    | 279   | 1686  | 20 |      |                 |     |       |      |    |
| 1984 | Eric Thomas     | 239   | 1277  | 14 |      |                 |     |       |      |    |
| 1985 | Chip Ferguson   | 161   | 976   | 13 |      |                 |     |       |      |    |
| 1986 | Danny McManus   | 126   | 903   | 9  |      |                 |     |       |      |    |
| 1987 | Danny McManus   | 276   | 1950  | 15 |      |                 |     |       |      |    |
| 1988 | Chip Ferguson   | 212   | 1706  | 16 |      |                 |     |       |      |    |

## RUSHING

| Year | Name             | No. | Yards | Avg. | TD |
|------|------------------|-----|-------|------|----|
| 1955 | Lee Corso        | 111 | 431   | 3.9  | 3  |
| 1956 | Bobby Renn       | 105 | 596   | 5.7  | 2  |
| 1957 | Fred Pickard     | 86  | 463   | 5.4  | 2  |
| 1958 | Fred Pickard     | 122 | 615   | 5.0  | 4  |
| 1959 | Fred Pickard     | 131 | 481   | 3.7  | 4  |
| 1960 | Bud Whitehead    | 81  | 293   | 3.6  | 2  |
| 1961 | Keith Kindermann | 81  | 385   | 4.8  | 1  |
| 1962 | Gene Roberts     | 75  | 299   | 4.0  | 0  |
| 1963 | Dave Snyder      | 107 | 500   | 4.7  | 3  |
| 1964 | Phil Spooner     | 136 | 516   | 3.8  | 5  |
| 1965 | Jim Mankins      | 85  | 326   | 3.8  | 1  |
| 1966 | Bill Moreman     | 123 | 480   | 3.9  | 7  |
| 1967 | Bill Moreman     | 94  | 439   | 4.7  | 5  |
| 1968 | Tom Bailey       | 116 | 570   | 4.9  | 2  |



Although not the traditional way to the top of the career charts, Chip Ferguson was FSU's starting quarterback in his freshman and senior seasons to rank in the top five on most Florida State offensive lists.

## PASSING

| Year | Name            | Att. | Cmp. | Int. | Yards | TD |
|------|-----------------|------|------|------|-------|----|
| 1955 | Len Swantic     | 73   | 37   | 5    | 576   | 2  |
| 1956 | Lee Corso       | 59   | 32   | 5    | 369   | 5  |
| 1957 | Bobby Renn      | 54   | 23   | 4    | 263   | 2  |
| 1958 | Vic Prinzi      | 71   | 40   | 5    | 480   | 7  |
| 1959 | Joe Majors      | 168  | 90   | 7    | 1063  | 7  |
| 1960 | Ed Trancygier   | 97   | 38   | 10   | 552   | 6  |
| 1961 | Eddie Feely     | 83   | 48   | 3    | 471   | 4  |
| 1962 | Steve Tensi     | 121  | 60   | 2    | 796   | 6  |
| 1963 | Steve Tensi     | 147  | 71   | 9    | 915   | 9  |
| 1964 | Steve Tensi     | 204  | 121  | 10   | 1681  | 14 |
| 1965 | Ed Pritchett    | 247  | 110  | 14   | 1225  | 5  |
| 1966 | Gary Pajcic     | 232  | 125  | 9    | 1590  | 8  |
| 1967 | Kim Hammond     | 241  | 140  | 10   | 1991  | 15 |
| 1968 | Bill Cappleman  | 287  | 162  | 11   | 2410  | 25 |
| 1969 | Bill Cappleman  | 344  | 183  | 18   | 2467  | 14 |
| 1970 | Tommy Warren    | 190  | 97   | 10   | 1594  | 11 |
| 1971 | Gary Huff       | 327  | 184  | 18   | 2736  | 23 |
| 1972 | Gary Huff       | 385  | 206  | 23   | 2893  | 25 |
| 1973 | Billy Sexton    | 128  | 51   | 12   | 754   | 4  |
| 1974 | Ron Coppess     | 145  | 78   | 7    | 817   | 2  |
| 1975 | Clyde Walker    | 203  | 117  | 8    | 1619  | 10 |
| 1976 | Jimmy Black     | 179  | 104  | 9    | 1535  | 9  |
| 1977 | Wally Woodham   | 154  | 94   | 9    | 1270  | 8  |
| 1978 | Jimmy Jordan    | 199  | 108  | 9    | 1427  | 14 |
| 1979 | Jimmy Jordan    | 180  | 87   | 14   | 1173  | 13 |
| 1980 | Rick Stockstill | 201  | 121  | 8    | 1377  | 15 |
| 1981 | Rick Stockstill | 238  | 122  | 14   | 1356  | 11 |
| 1982 | Kelly Lowrey    | 217  | 113  | 8    | 1671  | 11 |
| 1983 | Kelly Lowrey    | 233  | 131  | 12   | 1720  | 12 |
| 1984 | Eric Thomas     | 161  | 78   | 4    | 1218  | 14 |
| 1985 | Chip Ferguson   | 130  | 70   | 8    | 990   | 11 |
| 1986 | Danny McManus   | 112  | 65   | 2    | 872   | 7  |
| 1987 | Danny McManus   | 264  | 138  | 9    | 1964  | 14 |
| 1988 | Chip Ferguson   | 194  | 122  | 11   | 1714  | 16 |

## RECEIVING

| Year | Name             | No. | Yards | TD |
|------|------------------|-----|-------|----|
| 1955 | Tom Feamster     | 18  | 258   | 1  |
| 1956 | Joe Holt         | 16  | 140   | 3  |
|      | Ron Schomburger  | 16  | 140   | 0  |
| 1957 | Bob Nellums      | 21  | 217   | 2  |
| 1958 | Jack Espenship   | 18  | 200   | 1  |
| 1959 | Bud Whitehead    | 31  | 320   | 2  |
| 1960 | Bud Whitehead    | 23  | 212   | 1  |
| 1961 | Jim Daniel       | 10  | 113   | 0  |
|      | Tom Hillabrand   | 10  | 66    | 0  |
| 1962 | Keith Kindermann | 21  | 275   | 2  |
| 1963 | Fred Biletnikoff | 24  | 358   | 4  |
| 1964 | Fred Biletnikoff | 57  | 987   | 11 |
| 1965 | Max Wettstein    | 24  | 365   | 3  |
| 1966 | Ron Sellers      | 56  | 874   | 3  |
| 1967 | Ron Sellers      | 70  | 1228  | 8  |
| 1968 | Ron Sellers      | 86  | 1496  | 12 |
| 1969 | Jim Tyson        | 49  | 720   | 4  |
| 1970 | Rhett Dawson     | 54  | 946   | 5  |
| 1971 | Rhett Dawson     | 62  | 817   | 7  |

| Year | Name            | No. | Yards | TD |
|------|-----------------|-----|-------|----|
| 1972 | Barry Smith     | 69  | 1243  | 12 |
| 1973 | Mike Shumann    | 21  | 280   | 2  |
| 1974 | Mike Shumann    | 43  | 515   | 3  |
| 1975 | Mike Shumann    | 38  | 730   | 5  |
| 1976 | Ed Beckman      | 37  | 521   | 3  |
| 1977 | Roger Overby    | 38  | 626   | 5  |
| 1978 | Jackie Flowers  | 43  | 757   | 7  |
| 1979 | Jackie Flowers  | 37  | 622   | 7  |
| 1980 | Michael Whiting | 25  | 203   | 0  |
| 1981 | Michael Whiting | 29  | 211   | 2  |
| 1982 | Tony Johnson    | 30  | 500   | 2  |
| 1983 | Weegie Thompson | 31  | 502   | 3  |
|      | Jessie Hester   | 31  | 576   | 6  |
| 1984 | Jessie Hester   | 42  | 832   | 9  |
| 1985 | Hassan Jones    | 34  | 738   | 5  |
| 1986 | Herb Gainer     | 27  | 441   | 5  |
| 1987 | Herb Gainer     | 30  | 478   | 6  |
| 1988 | Terry Anthony   | 32  | 550   | 8  |

## SCORING

| Year | Name             | TD | PAT   | CV | FG    | PTS |
|------|------------------|----|-------|----|-------|-----|
| 1955 | Len Swantic      | 4  |       |    |       | 24  |
|      | Buck Mets        | 4  |       |    |       | 24  |
| 1956 | Bob Nellums      | 5  | 1-2   |    |       | 31  |
| 1957 | Bob Nellums      | 5  | 2-3   |    |       | 32  |
| 1958 | Bobby Renn       | 7  |       | 1  |       | 44  |
| 1959 | Fred Pickard     | 7  |       | 1  |       | 44  |
| 1960 | Bill Whitehead   | 3  |       |    |       | 18  |
|      | Ed Trancygier    | 3  |       |    |       | 18  |
| 1961 | Eddie Feely      | 3  |       |    |       | 18  |
| 1962 | Keith Kindermann | 5  |       |    |       | 30  |
| 1963 | Larry Brinkley   | 5  |       | 1  |       | 32  |
| 1964 | Fred Biletnikoff | 11 |       | 1  |       | 68  |
| 1965 | Gene Roberts     |    | 10-14 |    | 7-12  | 31  |
| 1966 | Jim Mankins      | 10 |       |    |       | 60  |
| 1967 | Grant Guthrie    |    | 26-27 |    | 9-14  | 53  |
| 1968 | Ron Sellers      | 12 |       |    |       | 72  |
| 1969 | Grant Guthrie    |    | 15-17 |    | 11-18 | 48  |
| 1970 | Frank Fontes     |    | 22-24 |    | 14-27 | 64  |
| 1971 | Frank Fontes     |    | 30-31 |    | 13-24 | 69  |
| 1972 | Barry Smith      | 14 |       | 1  |       | 86  |
| 1973 | Ahmet Askin      |    | 8-9   |    | 4-9   | 20  |
| 1974 | Ahmet Askin      |    | 14-15 |    | 4-14  | 26  |
| 1975 | Rudy Thomas      | 6  |       |    |       | 36  |
|      | Larry Key        | 6  |       |    |       | 36  |
| 1976 | Dave Cappelen    |    | 16-20 |    | 9-17  | 43  |
| 1977 | Dave Cappelen    |    | 27-29 |    | 13-20 | 66  |
| 1978 | Dave Cappelen    |    | 39-40 |    | 7-12  | 60  |
| 1979 | Dave Cappelen    |    | 29-30 |    | 14-22 |     |
| 1980 | Bill Capece      |    | 39-39 |    | 22-30 | 104 |
| 1981 | Mike Rendina     |    | 25-27 |    | 9-15  | 52  |
| 1982 | Greg Allen       | 21 |       |    |       | 126 |
| 1983 | Greg Allen       | 13 |       | 1  |       | 80  |
| 1984 | Derek Schmidt    |    | 42-42 |    | 17-24 | 93  |
| 1985 | Derek Schmidt    |    | 44-44 |    | 18-25 | 98  |
| 1986 | Derek Schmidt    |    | 41-42 |    | 15-24 | 86  |
| 1987 | Derek Schmidt    |    | 47-50 |    | 23-31 | 116 |
| 1988 | Richie Andrews   |    | 57-58 |    | 5-13  | 72  |

## SEASON LEADERS

## TOTAL OFFENSE

| Name, Year              | Plays | Yards |
|-------------------------|-------|-------|
| 1. Gary Huff, 1972      | 429   | 2770  |
| 2. Gary Huff, 1971      | 386   | 2653  |
| 3. Bill Cappleman, 1968 | 349   | 2342  |
| 4. Bill Cappleman, 1969 | 417   | 2135  |
| 5. Kim Hammond, 1967    | 297   | 2074  |
| 6. Danny McManus, 1987  | 276   | 1950  |
| 7. Jimmy Black, 1976    | 308   | 1836  |
| 8. Gary Pajcic, 1966    | 290   | 1735  |
| 9. Tommy Warren, 1970   | 259   | 1713  |
| 10. Chip Ferguson, 1988 | 212   | 1706  |

## RUSHING YARDAGE

| Name, Year               | Carries | Yards |
|--------------------------|---------|-------|
| 1. Sammie Smith, 1987    | 172     | 1230  |
| 2. Greg Allen, 1983      | 200     | 1134  |
| 3. Larry Key, 1977       | 239     | 1117  |
| 4. Mark Lyles, 1979      | 225     | 1011  |
| 5. Sam Platt, 1980       | 224     | 983   |
| 6. Greg Allen, 1984      | 133     | 971   |
| 7. Hodges Mitchell, 1972 | 192     | 944   |
| 8. Greg Allen, 1981      | 139     | 888   |
| 9. Ricky Williams, 1982  | 134     | 857   |
| 10. Homes Johnson, 1978  | 183     | 817   |

## RUSHING TOUCHDOWNS

| Name, Year              | TD |
|-------------------------|----|
| 1. Greg Allen, 1982     | 20 |
| 2. Dayne Williams, 1987 | 15 |
| 3. Greg Allen, 1983     | 13 |
| 4. Greg Allen, 1983     | 8  |
| 5. Kelly Lowrey, 1983   | 8  |
| 6. Mark Lyles, 1979     | 8  |
| Jim Mankins, 1966       | 8  |
| Greg Allen, 1984        | 8  |
| 9. Mark Lyles, 1978     | 7  |
| Bill Moreman, 1966      | 7  |
| Sammie Smith, 1987      | 7  |

## PASSES COMPLETED

| Name, Year              | Attempts | Completed |
|-------------------------|----------|-----------|
| 1. Gary Huff, 1972      | 385      | 206       |
| 2. Gary Huff, 1971      | 327      | 184       |
| 3. Bill Cappleman, 1969 | 344      | 183       |
| 4. Bill Cappleman, 1968 | 287      | 162       |


| Name, Year               | Attempts | Completed |
|--------------------------|----------|-----------|
| 5. Kim Hammond, 1967     | 241      | 140       |
| 6. Danny McManus, 1987   | 264      | 138       |
| 7. Kelly Lowrey, 1983    | 233      | 131       |
| 8. Gary Pajcic, 1966     | 232      | 125       |
| 9. Rick Stockstill, 1981 | 238      | 122       |
| Chip Ferguson, 1988      | 194      | 122       |

## PASSING YARDAGE

| Name, Year              | Yards |
|-------------------------|-------|
| 1. Gary Huff, 1972      | 2893  |
| 2. Gary Huff, 1971      | 2736  |
| 3. Bill Cappleman, 1969 | 2467  |
| 4. Bill Cappleman, 1968 | 2410  |
| 5. Kim Hammond, 1967    | 1991  |
| 6. Danny McManus, 1987  | 1964  |
| 7. Kelly Lowrey, 1983   | 1720  |
| 8. Chip Ferguson, 1988  | 1714  |
| 9. Steve Tensi, 1964    | 1681  |
| 10. Kelly Lowrey, 1982  | 1671  |

## TOUCHDOWN PASSES

| Name, Year             | TD |
|------------------------|----|
| 1. Gary Huff, 1972     | 25 |
| Bill Cappleman, 1968   | 25 |
| 3. Gary Huff, 1971     | 23 |
| 4. Chip Ferguson, 1988 | 16 |
| 5. Kim Hammond, 1967   | 15 |
| Rick Stockstill, 1980  | 15 |



A 1989 first round draft choice by the NFL's Miami Dolphins, Sammie Smith set the single season standard for Florida State running backs by gaining 1,230 yards during the 1987 campaign.

| Name, Year            | TD |
|-----------------------|----|
| 7. Jimmy Jordan, 1978 | 14 |
| Steve Tensi, 1964     | 14 |
| Bill Cappleman, 1969  | 14 |
| Eric Thomas, 1984     | 14 |
| Danny McManus, 1987   | 14 |

## RECEPTIONS

| Name, Year                 | Catches |
|----------------------------|---------|
| 1. Ron Sellers, 1968       | 86      |
| 2. Ron Sellers, 1967       | 70      |
| 3. Barry Smith, 1972       | 69      |
| 4. Rhett Dawson, 1971      | 62      |
| 5. Fred Biletznikoff, 1964 | 57      |
| 6. Ron Sellers, 1966       | 56      |
| 7. Rhett Dawson, 1970      | 54      |
| 8. Gary Parris, 1972       | 49      |
| Jim Tyson, 1969            | 49      |
| 10. Mike Shumann, 1974     | 43      |
| Jackie Flowers, 1978       | 43      |

## RECEIVING YARDAGE

| Name, Year                 | Yards |
|----------------------------|-------|
| 1. Ron Sellers, 1968       | 1496  |
| 2. Barry Smith, 1972       | 1243  |
| 3. Ron Sellers, 1967       | 1228  |
| 4. Fred Biletznikoff, 1964 | 987   |
| 5. Rhett Dawson, 1970      | 946   |
| 6. Ron Sellers, 1966       | 874   |
| 7. Jessie Hester, 1984     | 832   |
| 8. Rhett Dawson, 1971      | 817   |
| 9. Jackie Flowers, 1978    | 757   |
| 10. Hassan Jones, 1985     | 738   |

## TOUCHDOWN CATCHES

| Name, Year                 | TD |
|----------------------------|----|
| 1. Barry Smith, 1972       | 13 |
| 2. Ron Sellers, 1968       | 12 |
| 3. Fred Biletznikoff, 1964 | 11 |
| 4. Jessie Hester, 1984     | 9  |
| Lawrence Dawsey, 1988      | 9  |
| 6. Ron Sellers, 1967       | 8  |
| Terry Anthony, 1988        | 8  |
| 8. Rhett Dawson, 1971      | 7  |
| Jackie Flowers, 1978       | 7  |
| Sam Platt, 1978            | 7  |
| Jackie Flowers, 1979       | 7  |
| Hassan Jones, 1984         | 7  |

## TACKLES

| Name, Year              | Tackles | Assists | Total |
|-------------------------|---------|---------|-------|
| 1. Aaron Carter, 1977   | 82      | 99      | 181   |
| 2. Reggie Herring, 1980 | 92      | 78      | 170   |

| Name, Year              | Tackles | Assists | Total |
|-------------------------|---------|---------|-------|
| 3. Dale McCullers, 1968 | 102     | 61      | 163   |
| 4. Henry Taylor, 1984   | 80      | 79      | 159   |
| 5. Jimmy Heggins, 1977  | 67      | 90      | 157   |
| 6. Paul McGowan, 1987   | 97      | 53      | 150   |

## TACKLES FOR LOSS

| Name, Year                 | No. |
|----------------------------|-----|
| 1. Ron Simmons, 1979       | 17  |
| 2. Ron Simmons, 1977       | 13  |
| 3. Alphonso Carreker, 1983 | 12  |
| Scott Warren, 1977         | 12  |
| Paul McGowan, 1985         | 12  |
| 6. Paul McGowan, 1987      | 11  |
| 7. Arthur Scott, 1979      | 10  |

## QUARTERBACK SACKS

| Name, Year                 | No. |
|----------------------------|-----|
| 1. Ron Simmons, 1977       | 12  |
| 2. Willie Jones, 1978      | 10  |
| 3. Alphonso Carreker, 1982 | 8   |
| Gerald Nichols, 1984       | 8   |
| Odell Haggins, 1987        | 8   |

## SCORING

| Name, Year             | TD | PAT   | CV | FG    | PTS. |
|------------------------|----|-------|----|-------|------|
| 1. Derek Schmidt, 1987 |    | 47-50 |    | 23-31 | 116  |
| 2. Greg Allen, 1982    | 21 |       |    |       | 126  |
| 3. Bill Capece, 1980   |    | 38-38 |    | 22-30 | 104  |
| 4. Derek Schmidt, 1985 |    | 44-44 |    | 18-25 | 98   |
| 5. Derek Schmidt, 1984 |    | 42-42 |    | 17-24 | 93   |
| 6. Dayne Williams      | 15 |       |    |       | 90   |
| 7. Barry Smith, 1972   | 14 |       |    |       | 86   |
| 8. Derek Schmidt, 1986 |    | 41-42 |    | 15-24 | 86   |
| 9. Greg Allen, 1983    | 13 |       | 1  |       | 80   |
| 10. Ron Sellers, 1968  | 12 |       |    |       | 72   |
| Richie Andrews, 1988   |    | 57-58 |    | 5-13  | 72   |

## INTERCEPTIONS

| Name, Year             | Interceptions |
|------------------------|---------------|
| 1. Curt Campbell, 1951 | 8             |
| Monk Bonasorte, 1979   | 8             |
| 3. Ted Hewitt, 1949    | 6             |
| Tommy Brown, 1952      | 6             |
| Lee Corso, 1954        | 6             |
| Tom Feamster, 1954     | 6             |
| Bud Whitehead, 1959    | 6             |
| Winfred Bailey, 1964   | 6             |
| J.T. Thomas, 1970      | 6             |
| Bobby Butler, 1979     | 6             |
| Larry Harris, 1982     | 6             |

## CAREER LEADERS

## TOTAL OFFENSE

| Name, Years                  | Plays | Yards |
|------------------------------|-------|-------|
| 1. Gary Huff (70-72)         | 921   | 6086  |
| 2. Bill Cappleman (67-69)    | 777   | 4499  |
| 3. Greg Allen (81-84)        | 624   | 3769  |
| 4. Jimmy Jordan (76-79)      | 678   | 3764  |
| 5. Chip Ferguson (85-88)     | 578   | 3746  |
| 6. Wally Woodham (75, 77-79) | 573   | 3531  |
| 7. Kelly Lowrey (80-83)      | 450   | 3429  |
| 8. Danny McManus (84-87)     | 483   | 3346  |
| 9. Steve Tensi (62-64)       | 525   | 3294  |
| 10. Larry Key (74-77)        | 627   | 2953  |

## RUSHING YARDAGE

| Name, Years                 | Carries | Yards |
|-----------------------------|---------|-------|
| 1. Greg Allen (81-84)       | 624     | 3769  |
| 2. Larry Key (74-77)        | 625     | 2953  |
| 3. Sammie Smith (85-88)*    | 411     | 2539  |
| 4. Mark Lyles (76-79)       | 515     | 2218  |
| 5. Tom Bailey (68-70)       | 381     | 1714  |
| 6. Ricky Williams (79-82)   | 320     | 1625  |
| 7. Hodges Mitchell (72-73)  | 363     | 1613  |
| 8. Victor Floyd (85-88)     | 265     | 1548  |
| 9. Fred Pickard (57-59)     | 339     | 1546  |
| 10. Michael Whiting (78-81) | 355     | 1485  |

\*Includes 3 games in 1987 before being redshirted

## RUSHING TOUCHDOWNS

| Name, Years                | TD |
|----------------------------|----|
| 1. Greg Allen (81-84)      | 44 |
| 2. Dayne Williams (86-88)  | 24 |
| 3. Mark Lyles (76-79)      | 20 |
| 4. Sammie Smith (86-88)    | 15 |
| 5. Bill Moreman (65-67)    | 14 |
| 6. Kelly Lowrey (80-83)    | 13 |
| Larry Key (74-77)          | 13 |
| 8. Michael Whiting (78-81) | 12 |
| Victor Floyd (85-86)       | 12 |
| 10. Bobby Renn (56-58)     | 11 |

## PASSES COMPLETED

| Name, Years               | Attempts | Completed |
|---------------------------|----------|-----------|
| 1. Gary Huff (70-72)      | 796      | 436       |
| 2. Bill Cappleman (67-69) | 636      | 349       |
| 3. Jimmy Jordan (76-79)   | 594      | 297       |
| 4. Chip Ferguson (85-88)  | 496      | 281       |

| Name, Years                    | Attempts | Completed |
|--------------------------------|----------|-----------|
| 5. Wally Woodham (75, 77-79)   | 476      | 273       |
| 6. Kelly Lowrey (80-83)        | 464      | 252       |
| Steve Tensi (62-64)            | 472      | 252       |
| 8. Rick Stockstill (77, 79-81) | 447      | 250       |
| 9. Danny McManus (84-87)       | 455      | 248       |
| 10. Kim Hammond (65-67)        | 351      | 196       |

## PASSING YARDAGE

| Name, Years                     | Yards |
|---------------------------------|-------|
| 1. Gary Huff (70-72)            | 6378  |
| 2. Bill Cappleman (67-69)       | 4904  |
| 3. Jimmy Jordan (76-79)         | 4144  |
| 4. Chip Ferguson (85-88)        | 3846  |
| 5. Wally Woodham (75, 77-79)    | 3550  |
| 6. Kelly Lowrey (80-83)         | 3469  |
| 7. Steve Tensi (62-64)          | 3392  |
| 8. Danny McManus (84-87)        | 3390  |
| 9. Kim Hammond (65-67)          | 2777  |
| 10. Rick Stockstill (77, 79-81) | 2739  |

## TOUCHDOWN PASSES

| Name, Years                    | TD |
|--------------------------------|----|
| 1. Gary Huff (70-72)           | 52 |
| 2. Bill Cappleman (67-69)      | 39 |
| Jimmy Jordan (76-79)           | 39 |
| 4. Chip Ferguson (85-88)       | 34 |
| 5. Steve Tensi (62-64)         | 28 |
| 6. Rick Stockstill (77, 79-81) | 26 |
| 7. Danny McManus (84-87)       | 25 |
| 8. Kelly Lowrey (80-83)        | 24 |
| 9. Wally Woodham (75-79)       | 22 |
| 10. Kim Hammond (65-67)        | 19 |

## INTERCEPTIONS

| Name, Years               | No. |
|---------------------------|-----|
| 1. Monk Bonasorte (77-80) | 15  |
| 2. Lee Corso (53-56)      | 14  |
| Deion Sanders (85-88)     | 14  |
| 4. J.T. Thomas (70-72)    | 12  |
| Curt Campbell (50-52)     | 12  |
| Keith Jones (78-80)       | 12  |
| Brian McCrary (81-84)     | 12  |
| 8. Bobby Butler (77-80)   | 11  |
| Walt Sumner (66-68)       | 11  |
| Eric Williams (84-87)     | 11  |

## RECEPTIONS

| Name, Years                 | Catches |
|-----------------------------|---------|
| 1. Ron Sellers (66-68)      | 212     |
| 2. Mike Shumann (73-75, 77) | 134     |
| 3. Rhett Dawson (69-71)     | 128     |
| 4. Barry Smith (70-72)      | 122     |
| 5. Jessie Hester (81-84)    | 107     |
| 6. Jackie Flowers (76-79)   | 101     |
| 7. Hassan Jones (82-85)     | 98      |
| 8. Fred Biletnikoff (62-64) | 87      |
| 9. Gary Parris (70-72)      | 82      |
| 10. Mark Lyles (76-79)      | 81      |

## RECEIVING YARDAGE

| Name, Years                 | Yards |
|-----------------------------|-------|
| 1. Ron Sellers (66-68)      | 3598  |
| 2. Barry Smith (70-72)      | 2392  |
| 3. Mike Shumann (73-75, 77) | 2306  |
| 4. Jessie Hester (81-84)    | 2100  |
| 5. Rhett Dawson (69-71)     | 1915  |
| 6. Hassan Jones (82-85)     | 1764  |
| 7. Jackie Flowers (76-79)   | 1697  |
| 8. Fred Biletnikoff (62-64) | 1463  |
| 9. Kurt Unglaub (76-80)     | 1260  |
| 10. Jim Tyson (68-70)       | 1204  |

## TOUCHDOWN CATCHES

| Name, Years                 | TD |
|-----------------------------|----|
| 1. Barry Smith (70-72)      | 25 |
| 2. Ron Sellers (66-68)      | 23 |
| 3. Jessie Hester (81-84)    | 21 |
| 4. Hassan Jones (82-85)     | 17 |
| 5. Mike Shumann (73-75, 77) | 16 |
| Fred Biletnikoff (62-64)    | 16 |
| 7. Jackie Flowers (76-79)   | 14 |
| 8. Kent Gaydos (69-71)      | 12 |
| Rhett Dawson (69-71)        | 12 |
| Hardis Johnson (79-80)      | 12 |

## SCORING

| Name, Years               | TD | PAT     | CV | FG.    | PTS. |
|---------------------------|----|---------|----|--------|------|
| 1. Derek Schmidt (84-87)  |    | 174-178 |    | 73-104 | 393  |
| 2. Greg Allen (81-84)     | 46 |         | 1  |        | 278  |
| 3. Dave Cappelen (76-79)  |    | 111-119 |    | 43-71  | 240  |
| 4. Barry Smith (70-72)    | 27 |         | 1  |        | 164  |
| 5. Grant Guthrie (67-69)  |    | 72-76   |    | 28-50  | 156  |
| 6. Dayne Williams (86-88) | 24 |         |    |        | 144  |
| 7. Ron Sellers (66-68)    | 23 |         |    |        | 138  |
| 8. Jessie Hester (81-84)  | 22 |         | 2  |        | 136  |
| 9. Mark Lyles (76-79)     | 22 |         | 1  |        | 134  |
| 10. Frank Fontes (70-71)  |    | 52-55   |    | 27-51  | 133  |

## TACKLES


| Name, Years               | No. |
|---------------------------|-----|
| 1. Aaron Carter (74-77)   | 512 |
| 2. Ron Simmons (77-80)    | 483 |
| 3. Reggie Herring (77-80) | 452 |
| 4. Paul McGowan (84-87)   | 446 |
| 5. Ken Roe (80-83)        | 373 |
| 6. Henry Taylor (81-84)   | 344 |

## TACKLES FOR LOSS

| Name, Years                  | No. |
|------------------------------|-----|
| 1. Ron Simmons (77-80)       | 44  |
| 2. Paul McGowan (84-87)      | 32  |
| 3. Scott Warren (76-79)      | 22  |
| 4. Willie Jones (75-78)      | 20  |
| Isaac Williams (82-85)       | 20  |
| 6. Alphonso Carreker (80-83) | 19  |
| Arthur Scott (76-80)         | 19  |

## QUARTERBACK SACKS

| Name, Years                  | No. |
|------------------------------|-----|
| 1. Ron Simmons (77-80)       | 25  |
| 2. Alphonso Carreker (80-83) | 20  |
| Willie Jones (75-78)         | 20  |



Last year, Florida State's career leader in sacks and tackles for loss, Ron Simmons, became the third Seminole footballer to have his number retired. In a September ceremony, Simmons returned to Tallahassee where he was congratulated in a pre-game ceremony by FSU athletic director Hootie Ingram.

## BEST SINGLE-GAME PERFORMANCES

## TOTAL OFFENSE

| Player            | Opponent               | Year | Yard |
|-------------------|------------------------|------|------|
| 1. Bill Cappleman | Memphis State          | 1969 | 490  |
| 2. Bill Cappleman | South Carolina         | 1968 | 431  |
| 3. Danny McManus  | Nebraska (Fiesta Bowl) | 1988 | 401  |
| 4. Tommy Warren   | Virginia Tech          | 1970 | 384  |
| 5. Gary Huff      | Houston                | 1972 | 383  |
| 6. Jimmy Black    | Southern Mississippi   | 1976 | 372  |
| 7. Gary Huff      | South Carolina         | 1971 | 369  |
| Joe Majors        | Tampa                  | 1959 | 369  |
| 9. Bill Cappleman | Wake Forest            | 1968 | 367  |
| 10. Gary Huff     | Virginia Tech          | 1971 | 357  |

## RUSHING YARDS

| Player              | Opponent         | Year | Yards |
|---------------------|------------------|------|-------|
| 1. Greg Allen       | Western Carolina | 1981 | 322   |
| 2. Sammie Smith     | East Carolina    | 1987 | 244   |
| 3. Greg Allen       | Arizona State    | 1984 | 223   |
| 4. Victor Floyd     | South Carolina   | 1985 | 212   |
| Sammie Smith        | Tulane           | 1988 | 212   |
| 6. Sammie Smith     | Indiana          | 1986 | 205   |
| (All-American Bowl) |                  |      |       |
| 7. Greg Allen       | Louisiana State  | 1981 | 202   |
| 8. Greg Allen       | Louisiana State  | 1983 | 201   |
| Tony Smith          | Oklahoma State   | 1982 | 201   |
| 10. Sammie Smith    | Miami            | 1987 | 189   |
| 11. Sam Platt       | Memphis State    | 1980 | 188   |
| 12. Greg Allen      | Louisville       | 1982 | 173   |
| 13. Larry Key       | Auburn           | 1977 | 170   |

## PASSING YARDS

| Player            | Opponent               | Year | Yards |
|-------------------|------------------------|------|-------|
| 1. Bill Cappleman | Memphis State          | 1969 | 508   |
| 2. Bill Cappleman | South Carolina         | 1968 | 437   |
| 3. Gary Huff      | Houston                | 1972 | 409   |
| 4. Danny McManus  | Nebraska (Fiesta Bowl) | 1988 | 375   |
| 5. Gary Huff      | Virginia Tech          | 1971 | 374   |
| 6. Bill Cappleman | Tulsa                  | 1969 | 372   |
| 7. Kim Hammond    | Mississippi State      | 1967 | 369   |
| 8. Gary Huff      | South Carolina         | 1971 | 366   |
| 9. Bill Cappleman | Wake Forest            | 1968 | 365   |
| 10. Kim Hammond   | Penn State             | 1967 | 362   |
| (Gator Bowl)      |                        |      |       |

## RECEIVING YARDS

| Player              | Opponent              | Year | Yards |
|---------------------|-----------------------|------|-------|
| 1. Ron Sellers      | Wake Forest           | 1968 | 260   |
| 2. Ron Sellers      | South Carolina        | 1968 | 259   |
| 3. Ron Sellers      | Virginia Tech         | 1967 | 229   |
| 4. Ron Sellers      | Memphis State         | 1968 | 218   |
| 5. Ron Sellers      | Houston               | 1968 | 214   |
| 6. Fred Biletnikoff | Oklahoma (Gator Bowl) | 1965 | 192   |
| 7. Fred Biletnikoff | Virginia Tech         | 1964 | 182   |
| 8. Jackie Flowers   | Louisiana State       | 1979 | 174   |
| 9. Tony Johnson     | Southern Mississippi  | 1982 | 166   |
| 10. Jackie Flowers  | Houston               | 1978 | 165   |

## PASS ATTEMPTS

| Player            | Opponent          | Year | Passes |
|-------------------|-------------------|------|--------|
| 1. Gary Huff      | Florida           | 1972 | 58     |
| 2. Kim Hammond    | Penn State        | 1967 | 53     |
| (Gator Bowl)      |                   |      |        |
| Gary Pajcic       | Virginia Tech     | 1966 | 53     |
| 4. Gary Huff      | Houston           | 1972 | 51     |
| 5. Danny McManus  | Nebraska          | 1988 | 51     |
| (Fiesta Bowl)     |                   |      |        |
| 6. Bill Cappleman | Memphis State     | 1969 | 50     |
| 7. Gary Huff      | Arizona State     | 1971 | 46     |
| (Fiesta Bowl)     |                   |      |        |
| 8. Chip Ferguson  | Oklahoma State    | 1985 | 43     |
| (Gator Bowl)      |                   |      |        |
| Jimmy Jordan      | Mississippi State | 1978 | 43     |
| 10. Gary Huff     | Kansas            | 1972 | 42     |
| Bill Cappleman    | South Carolina    | 1968 | 42     |
| Bill Cappleman    | Florida           | 1969 | 42     |

## PASS COMPLETIONS


| Player            | Opponent       | Year | Passes |
|-------------------|----------------|------|--------|
| 1. Kim Hammond    | Penn State     | 1967 | 37     |
| (Gator Bowl)      |                |      |        |
| 2. Bill Cappleman | Memphis State  | 1969 | 31     |
| 3. Gary Pajcic    | Virginia Tech  | 1966 | 28     |
| Kelly Lowrey      | East Carolina  | 1983 | 28     |
| Danny McManus     | Nebraska       | 1988 | 28     |
| (Fiesta Bowl)     |                |      |        |
| 6. Gary Huff      | Houston        | 1972 | 27     |
| Gary Huff         | Florida        | 1972 | 27     |
| 8. Gary Huff      | Kansas         | 1972 | 26     |
| Gary Huff         | South Carolina | 1971 | 26     |



| Player         | Opponent                       | Year | Passes |
|----------------|--------------------------------|------|--------|
| 10. Gary Huff  | Auburn                         | 1972 | 25     |
| Gary Huff      | Arizona State<br>(Fiesta Bowl) | 1971 | 25     |
| Bill Cappleman | South Carolina                 | 1968 | 25     |

## PASS RECEPTIONS

| Player           | Opponent                   | Year | Passes |
|------------------|----------------------------|------|--------|
| 1. Ron Sellers   | South Carolina             | 1968 | 16     |
| 2. Ron Sellers   | Wake Forest                | 1968 | 14     |
| Ron Sellers      | Penn State<br>(Gator Bowl) | 1967 | 14     |
| Ron Sellers      | Houston                    | 1968 | 14     |
| 5. Kent Gaydos   | Houston                    | 1969 | 13     |
| Ron Sellers      | Memphis State              | 1968 | 13     |
| Ron Sellers      | Alabama                    | 1967 | 13     |
| Ron Sellers      | Virginia Tech              | 1966 | 13     |
| Fred Biletnikoff | Oklahoma<br>(Gator Bowl)   | 1965 | 13     |
| 10. Bill Moreman | Penn State<br>(Gator Bowl) | 1967 | 12     |



Bill Cappleman was the starting quarterback for Florida State from 1967-69 and still holds the FSU top single-game performances for total offense and yards passing.



As a freshman in 1981, tailback Greg Allen, gained 322 yards against Western Carolina which still ranks as the top rushing performance by an FSU back, and set an NCAA record for yards gained by a freshman.

## LONGEST PLAYS

## LONGEST RUNS FROM SCRIMMAGE WITHOUT SCORING

- 78 yards by LeRoy Butler vs. Clemson, 1988
- 76 yards by Roy Thompson vs. Stetson, 1951
- 74 yards by Dexter Carter vs. Memphis State, 1987
- 66 yards by Greg Allen vs. Louisiana State, 1981
- 65 yards by Wayne Giardino vs. Oklahoma (Gator Bowl), 1965  
65 yards by Dennis McKinnon vs. West Virginia (Gator Bowl), 1982
- 64 yards by Nelson Italiano vs. Troy State, 1951  
64 yards by Sammie Smith vs. Miami, 1987
- 60 yards by Jim Mankins vs. Texas Tech, 1966  
60 yards by Nelson Italiano vs. Tampa, 1950  
60 yards by Lee Corso vs. North Carolina State, 1956

## LONGEST TOUCHDOWN RUNS FROM SCRIMMAGE

- 97 yards by Larry Key vs. Virginia Tech, 1976
- 95 yards by Sammie Smith vs. Furman, 1987
- 83 yards by Sammie Smith vs. East Carolina, 1987
- 81 yards by Fred Pickard vs. Virginia Tech, 1957  
81 yards by Greg Allen vs. Arizona State, 1984
- 80 yards by Phil Spooner vs. Houston, 1965
- 78 yards by Buck Metts vs. Stetson, 1964
- 77 yards by Jessie Hester vs. Miami, 1984
- 74 yards by Bobby McKinnon vs. Memphis State, 1973
- 68 yards by Bobby Fiveash vs. Tampa, 1958

## LONGEST TOUCHDOWN PLAYS

- 100 yards by Leon Bright vs. Virginia Tech, 1974 (KO return)  
100 yards by Bill Moreman and T.K. Wetherell vs. Kentucky, 1965 (lateral on KO return)  
100 yards by Deion Sanders vs. Tulsa, 1985 (interception return)  
100 yards by Keith Ross and Dexter Carter vs. Miami, 1986 (pass on KO return)
- 99 yards by Ted Hewitt vs. Stetson, 1948 (pass interception return)  
99 yards by Fred Biletnikoff vs. Miami, 1963 (pass interception return)
- 97-yard run by Larry Key vs. Virginia Tech, 1976  
97 yards by Billy Allen vs. Louisiana State, 1981 (KO return)
- 96-yard pass from Jimmy Jordan to Kurt Unglaub vs. Virginia Tech, 1976

- 96 yards by David Snell vs. Virginia Tech, 1970 (KO return)
- 95-yard pass from Jimmy Black to Rudy Thomas vs. Southern Mississippi, 1976  
95 yards by Greg Allen vs. Western Carolina, 1981 (KO return)  
95 yards by Billy Allen vs. West Virginia (Gator Bowl), 1982 (KO return)  
95-yard run by Sammie Smith vs. Furman, 1987
- 94 yards by Bill Moreman and T.K. Wetherell vs. Miami, 1966 (lateral on KO return)
- 93 yards by Eddie McMillan vs. Memphis State, 1970 (KO return)  
93 yards by Larry Key vs. Texas Tech (Tangerine Bowl), 1977 (KO return)  
93-yard pass from Chip Ferguson to Lawrence Dawsey vs. Southern Miss, 1988
- 92 yards by Phil Abaira vs. North Carolina State, 1969 (punt return)
- 91-yard pass from Jimmy Black to Kurt Unglaub vs. North Texas State, 1976

## LONGEST FIELD GOALS

- 54 yards by Derek Schmidt vs. Miami, 1984
- 53 yards by Grant Guthrie vs. Miami, 1969  
53 yards by Derek Schmidt vs. Louisville, 1986  
53 yards by Derek Schmidt vs. Florida, 1987
- 52 yards by Derek Schmidt vs. Arizona State, 1984  
52 yards by Mike Rendina vs. Ohio State, 1981
- 51 yards by Derek Schmidt vs. Memphis State, 1985  
51 yards by Derek Schmidt vs. Memphis State, 1985  
51 yards by Derek Schmidt vs. North Carolina, 1985  
51 yards by Grant Guthrie vs. Virginia Tech, 1969
- 50 yards by Bill Capece vs. Pittsburgh, 1980  
50 yards by Dave Cappelen vs. South Carolina, 1979

## LONGEST TOUCHDOWN PASSES

- 96 yards from Jimmy Jordan to Kurt Unglaub vs. Virginia Tech, 1976
- 95 yards from Jimmy Black to Rudy Thomas vs. Southern Mississippi, 1976
- 93 yards from Chip Ferguson to Lawrence Dawsey vs. Southern Mississippi, 1988
- 91 yards from Jimmy Black to Kurt Unglaub vs. North Texas State, 1976
- 88 yards from Gary Huff to Barry Smith vs. Kansas, 1971
- 86 yards from Gary Pajcic to Ron Sellers vs. Wake Forest, 1966
- 83 yards from Blair Williams to Dennis McKinnon vs. South Carolina, 1982

8. 82 yards from Gary Pajcic to Ron Sellers vs. Maryland, 1968
9. 80 yards from Bill Cappleman to Don Pederson vs. Memphis State, 1969  
80 yards from Nelson Italiano to Eddie Gray vs. Newberry, 1950
11. 78 yards from Clyde Walker to Mike Shumann vs. Iowa State, 1975

## LONGEST PUNT RETURNS

1. 92 yards by Phil Abraira vs. North Carolina State, 1969 (TD)
2. 80 yards by Robert Jackson vs. Virginia Tech, 1974 (TD)  
80 yards by Bill Odom vs. Stetson, 1954 (TD)
4. 76 yards by Deion Sanders vs. Clemson, 1988 (TD)
5. 75 yards by Walt Sumner vs. Alabama, 1967 (TD)  
75 yards by Ralph Claudron vs. Whiting Field, 1949 (TD)
7. 71 yards by David Snell vs. Louisville, 1970 (TD)
8. 70 yards by Bill Campbell vs. Wake Forest, 1965 (TD)
9. 65 yards by Gary Henry vs. Southern Mississippi, 1979 (TD)
10. 60 yards by Lee Corso vs. North Carolina State, 1956

## LONGEST KICKOFF RETURNS

1. 100 yards by Leon Bright vs. Virginia Tech, 1974 (TD)  
100 yards by Bill Moreman and T.K. Wetherell vs. Kentucky, 1965 (TD, lateral)  
100 yards by Keith Ross and Dexter Carter vs. Miami, 1986 (TD, lateral)
4. 97 yards by Billy Allen vs. Louisiana State, 1981 (TD)
5. 96 yards by David Snell vs. Virginia Tech, 1970 (TD)
6. 95 yards by Greg Allen vs. Western Carolina, 1981 (TD)  
95 yards by Billy Allen vs. West Virginia (Gator Bowl), 1982 (KO return)
8. 94 yards by Bill Moreman and T.K. Wetherell vs. Miami, 1966 (TD, lateral)
9. 93 yards by Eddie McMillan vs. Memphis State, 1970 (TD)  
93 yards by Larry Key vs. Texas Tech (Tangerine Bowl), 1977
11. 90 yards by Eddie McMillan vs. Miami, 1971 (TD)
12. 89 yards by Bill Odom vs. Virginia Tech, 1955 (TD)
13. 84 yards by Fred Pickard vs. Tampa, 1958
14. 80 yards by Keith Ross vs. Tulsa, 1985
15. 72 yards by Bobby Renn vs. Florida, 1958

## LONGEST INTERCEPTION RETURNS

1. 100 yards by Deion Sanders vs. Tulsa, 1985 (TD)
2. 99 yards by Ted Hewitt vs. Stetson, 1958 (TD)  
99 yards by Fred Biletnikoff vs. Miami, 1963 (TD)
4. 86 yards by Tom Hillabrand vs. Auburn, 1960 (TD)
5. 81 yards by Bud Whitehead vs. Wake Forest, 1959, (TD)
6. 74 yards by Dale McCullers vs. Houston, 1967
7. 69 yards by Howard Ehler vs. Oklahoma (Gator Bowl), 1965 (TD)

## Seminole Football Retired Numbers

In 42 years of Seminole football, only three numbers have been retired. Those numbers — 25, 34, and 50 — belonged to three of the greatest players in Florida State history — Fred Biletnikoff, Ron Sellers and Ron Simmons.

### # 25 Fred Biletnikoff

Biletnikoff played wide receiver for the Florida State football team from 1961-64 under Head Coach Bill Peterson. He was FSU's first consensus All-America choice and is regarded by many as the greatest pass receiver ever at Florida State. As a senior, he ranked fourth in the nation with 57 receptions for 11 touchdowns, not including four TD receptions in the Gator Bowl. Following his collegiate successes, Biletnikoff went on to star for the Oakland Raiders of the National Football League for 14 years. During that time, he played in four Pro Bowls and was the Most Valuable Player in Super Bowl XI. Last year, Biletnikoff became the first former Seminole inducted into the NFL Professional Hall of Fame.

### # 34 Ron Sellers

Sellers remains the most prolific receiver in FSU history, and held the NCAA receiving records for nearly 20 years, until 1987. He played flanker for Florida State from 1966 to 1968 and accounted for 3,979 yards with his 240 receptions. Sellers' career was marked by consistency, quality and quantity of receptions and yards. He caught passes in 30 consecutive games, averaging 119.9 yards per game. He had 18 100-yard receiving days and five 200-yard games. Sellers also led Florida State to three bowl games during his era. Last December, Sellers became the first former Seminole inducted into the College Football Hall of Fame.

### # 50 Ron Simmons

The greatest defender in Florida State history, Ron Simmons' number 50 was retired last September. Senior John Brown will wear that number this season as he completes his career. Simmons anchored the center of the defense that led FSU to a pair of Orange Bowl appearances, in 1979 and 1980. A dominating noseguard and FSU's first two-time consensus All-America choice, Simmons often seemed to "camp out" in opponents' backfields, collecting 25 quarterback sacks and 44 tackles for loss — Florida State records — during his career.

8. 66 yards by Bill Dawkins vs. Wofford (Cigar Bowl), 1959
9. 62 yards by Martin Mayhew vs. North Carolina, 1985 (TD)
10. 51 yards by Tracy Ashley vs. Southern Illinois, 1982  
51 yards by Eric Williams vs. Southern Mississippi, 1986

## THE LAST TIME IT HAPPENED IN A GAME

### Individual

Rushed for 100 yards - Sammie Smith (115) vs. Auburn, 1989 Sugar Bowl  
 Rushed for 200 yards - Sammie Smith vs. Tulane, 1988 (212)  
 Rushed for 300 yards - Greg Allen vs. Western Carolina, 1981 (32-322)

Passed for 200 yards - Peter Tom Willis vs. South Carolina, 1988 (17-20)  
 Passed for 300 yards - Danny McManus vs. Nebraska, 1988 Fiesta Bowl, (28-51-375)  
 Passed for 400 yards - Gary Huff vs. Houston, 1972 (27-51-409)  
 Passed for 500 yards - Bill Cappelman vs. Memphis State, 1969 (31-50-508)

Received for 100 yards - Bruce LaSane vs. South Carolina, 1988 (6-114)  
 Received for 150 yards - Jessie Hester vs. South Carolina, 1985 (9-156)

Scored 2 touchdowns rushing - Sammie Smith vs. Virginia Tech, 1988  
 Scored 3 touchdowns rushing - Dayne Williams vs. Tulane, 1987  
 Scored 4 touchdowns rushing - Greg Allen vs. South Carolina, 1982

Passed for 3 touchdowns - Peter Tom Willis vs. South Carolina, 1988  
 Passed for 4 touchdowns - Peter Tom Willis vs. South Carolina, 1988  
 Passed for 5 touchdowns - Gary Huff vs. South Carolina, 1971

Scored 2 touchdowns receiving - Lawrence Dawsey vs. South Carolina, 1988  
 Scored 3 touchdowns receiving - Sam Platt vs. Navy, 1978  
 Scored 4 touchdowns receiving - Ron Sellers vs. Wake Forest, 1968  
 Scored 5 touchdowns receiving - Ron Sellers vs. Wake Forest, 1968

Kicked 3 field goals - Derek Schmidt vs. Florida, 1987  
 Kicked 4 field goals - Derek Schmidt vs. Florida, 1987  
 Kicked 5 field goals - Bill Capece vs. Pittsburgh, 1980

Returned an interception for touchdown - Odell Haggins vs. Florida, 1988  
 Returned a punt for a touchdown - Delon Sanders vs. Clemson, 1988 (76)  
 Returned a blocked punt for touchdown - Anthony Moss vs. South Carolina, 1988 (8)  
 Returned a kickoff for touchdown - Dexter Carter vs. Miami, 1986 (100)

Kicked 6 PATs - Richie Andrews vs. Florida, 1988 (6)  
 Kicked 7 PATs - Richie Andrews vs. Louisiana Tech, 1988 (9)

Kicked 8 PATs - Richie Andrews vs. Louisiana Tech, 1988 (9)  
 Kicked 9 PATs - Richie Andrews vs. Louisiana Tech, 1988 (9)

Intercepted 2 passes - Dedrick Dodge vs. Tulane, 1988  
 Intercepted 3 passes - J.T. Thomas vs. Kansas State, 1970

### Team

Rushed for 200 yards - 250, vs. Florida, 1988  
 Rushed for 300 yards - 434, vs. Tulane, 1988  
 Rushed for 400 yards - 434, vs. Tulane, 1988


Passed for 200 yards - 275, vs. Virginia Tech, 1988  
 Passed for 300 yards - 381, vs. South Carolina, 1988  
 Passed for 400 yards - 437, vs. South Carolina, 1982  
 Passed for 500 yards - 508, vs. Memphis State, 1968

Had 400 yards of total offense - 414, vs. Florida, 1988  
 Had 500 yards of total offense - 520, vs. Virginia Tech, 1988  
 Had 600 yards of total offense - 638, vs. South Carolina, 1988  
 Had 700 yards of total offense - 706, vs. East Carolina, 1982

Scored 30 points - 52, vs. Florida, 1988  
 Scored 40 points - 52, vs. Florida, 1988  
 Scored 50 points - 52, vs. Florida, 1988  
 Scored 60 points - 66, vs. Louisiana Tech, 1988  
 Scored 70 points - 73, vs. Tulane, 1987

Had 3 touchdowns rushing - 4, vs. Virginia Tech, 1988  
 Had 4 touchdowns rushing - 4, vs. Virginia Tech, 1988  
 Had 5 touchdowns rushing - 6, vs. Tulane, 1987  
 Had 6 touchdowns rushing - 6, vs. Tulane, 1987

Had 20 first downs - 21, vs. Auburn, 1989 Sugar Bowl  
 Had 25 first downs - 26, vs. Florida, 1988  
 Had 30 first downs - 30, vs. South Carolina, 1988  
 Had 35 first downs - 36, vs. East Carolina, 1980



Projected 1989 starter at quarterback, Peter Tom Willis, was the last FSU signal-caller to pass for 200 yards and throw four touchdowns in a game while the departed Sammie Smith rushed for 115 yards in the 1989 Sugar Bowl.

TEAM SEASON RECORDS

Points Scored

- 1. 450 in 1987
- 2. 442 in 1988
- 3. 389 in 1984
- 4. 388 in 1982
- 5. 368 in 1985
- 6. 366 in 1986
- 7. 352 in 1980
- 8. 319 in 1979
- 9. 312 in 1978
- 10. 287 in 1972

Most Touchdowns Scored

- 1. 58 in 1988
- 2. 55 in 1987
- 3. 53 in 1982
- 4. 48 in 1984
- 48 in 1983
- 6. 45 in 1985
- 45 in 1986
- 8. 42 in 1978
- 9. 41 in 1980
- 10. 39 in 1979
- 39 in 1972
- 39 in 1954

Most Touchdowns Rushing

- 1. 34 in 1987
- 2. 30 in 1982
- 30 in 1983
- 4. 26 in 1986
- 5. 23 in 1984
- 6. 21 in 1966
- 21 in 1985
- 8. 20 in 1950
- 20 in 1988
- 10. 19 in 1953

Most Touchdowns Passing

- 1. 29 in 1968
- 29 in 1988
- 3. 28 in 1972
- 4. 23 in 1971
- 5. 21 in 1982
- 6. 19 in 1984
- 19 in 1954
- 19 in 1980
- 9. 18 in 1983
- 18 in 1979
- 18 in 1967
- 18 in 1977
- 18 in 1985
- 18 in 1987

XP Run-Pass Made

- 1. 5 in 1958 (of 8)
- 2. 5 in 1959 (of 14)
- 3. 4 in 1975 (of 5)
- 4. 3 in 1986 (of 3)
- 3 in 1979 (of 8)
- 3 in 1960 (of 7)
- 3 in 1984 (of 6)

XP Run-Pass Attempted

- 1. 14 in 1959
- 2. 8 in 1979
- 8 in 1958
- 4. 7 in 1960
- 5. 6 in 1970
- 6 in 1972
- 6 in 1984

XP Kicks Made

- 1. 57 in 1988 (of 58)
- 2. 52 in 1982 (of 53)
- 3. 47 in 1987 (of 50)
- 4. 44 in 1985
- 5. 42 in 1984
- 6. 41 in 1986 (of 42)
- 7. 39 in 1978
- 8. 38 in 1983 (of 45)
- 38 in 1980
- 10. 31 in 1968 (of 32)

XP Kicks Attempted

- 1. 58 in 1988
- 2. 53 in 1982
- 3. 50 in 1987
- 4. 44 in 1985

- 5. 42 in 1984
- 42 in 1986
- 7. 40 in 1978
- 8. 38 in 1980
- 9. 36 in 1954
- 10. 33 in 1972
- 33 in 1950

Most Field Goals Made

- 1. 23 in 1987
- 2. 22 in 1980
- 3. 18 in 1985
- 4. 17 in 1984
- 5. 15 in 1979
- 15 in 1986
- 7. 14 in 1970
- 8. 13 in 1977
- 13 in 1971
- 10. 12 in 1969

Most Field Goals Attempted

- 1. 31 in 1987
- 2. 30 in 1980
- 3. 25 in 1970
- 25 in 1985
- 5. 24 in 1979
- 24 in 1971
- 24 in 1984
- 24 in 1986
- 9. 23 in 1977
- 10. 22 in 1988

Total Plays

- 1. 855 in 1979
- 2. 848 in 1987
- 3. 845 in 1978
- 4. 835 in 1980
- 5. 830 in 1983
- 6. 825 in 1982
- 7. 814 in 1952
- 8. 810 in 1972
- 9. 807 in 1984
- 10. 792 in 1968

Total Offense

- 1. 5361 in 1987
- 2. 5124 in 1982
- 3. 4959 in 1984
- 4. 4889 in 1983
- 5. 4871 in 1988
- 6. 4522 in 1978
- 7. 4474 in 1972
- 8. 4447 in 1985
- 9. 4328 in 1968
- 10. 4217 in 1970

Total Offense Per Game

- 1. 487.4 in 1987
- 2. 465.8 in 1982
- 3. 451.0 in 1984
- 4. 444.4 in 1983
- 5. 442.8 in 1988
- 6. 432.8 in 1968
- 7. 411.1 in 1978
- 8. 406.7 in 1972
- 9. 404.3 in 1985
- 10. 383.4 in 1970

Most First Downs Made

- 1. 269 in 1983
- 2. 268 in 1987
- 3. 254 in 1982
- 4. 251 in 1984
- 251 in 1988
- 6. 233 in 1968
- 7. 232 in 1978
- 8. 228 in 1985
- 9. 224 in 1977
- 10. 222 in 1980
- 222 in 1986

First Downs Rushing

- 1. 152 in 1987
- 2. 146 in 1984
- 3. 140 in 1983
- 4. 137 in 1980
- 5. 118 in 1985
- 6. 117 in 1981
- 7. 116 in 1982

- 8. 114 in 1988
- 9. 108 in 1986
- 10. 107 in 1975

First Downs Passing

- 1. 129 in 1972
- 2. 128 in 1978
- 3. 127 in 1982
- 5. 127 in 1968
- 5. 122 in 1988
- 6. 120 in 1977
- 7. 117 in 1971
- 8. 112 in 1970
- 112 in 1966
- 10. 111 in 1983

First Downs Penalty

- 1. 20 in 1975
- 20 in 1973
- 3. 18 in 1983
- 4. 17 in 1966
- 5. 15 in 1988
- 15 in 1984
- 15 in 1976
- 15 in 1968
- 9. 14 in 1986
- 14 in 1985

Most Rushing Plays

- 1. 603 in 1980
- 2. 571 in 1984
- 3. 530 in 1987
- 4. 519 in 1975
- 5. 518 in 1983
- 6. 515 in 1953
- 7. 507 in 1979
- 8. 503 in 1985
- 9. 492 in 1981
- 10. 488 in 1976

Rushing Yards Per Play

- 1. 5.69 in 1985
- 2. 5.65 in 1987
- 3. 5.29 in 1984
- 4. 5.00 in 1988
- 5. 4.95 in 1949
- 6. 4.90 in 1982
- 7. 4.87 in 1983
- 8. 4.43 in 1986
- 9. 4.34 in 1968
- 10. 4.30 in 1950

Most Yards Rushing

- 1. 3021 in 1984
- 2. 2995 in 1987
- 3. 2552 in 1983
- 4. 2369 in 1985
- 5. 2339 in 1982
- 6. 2195 in 1988
- 7. 2194 in 1949
- 8. 2142 in 1953
- 9. 2138 in 1980
- 10. 2055 in 1986

Most Yards Rushing Per Game

- 1. 274.6 in 1984
- 2. 272.3 in 1987
- 3. 229.3 in 1983
- 4. 225.9 in 1950
- 6. 219.4 in 1949
- 6. 215.4 in 1985
- 7. 214.2 in 1953
- 8. 212.6 in 1982
- 9. 210.3 in 1948
- 10. 205.0 in 1951

Most Pass Attempts

- 1. 389 in 1972
- 2. 369 in 1978
- 3. 356 in 1969
- 356 in 1968
- 5. 352 in 1967
- 6. 348 in 1982

Most Pass Completions

- 1. 209 in 1972
- 2. 206 in 1978
- 3. 195 in 1968
- 4. 191 in 1969

- 5. 190 in 1967
- 190 in 1982
- 7. 188 in 1988
- 8. 176 in 1983
- 9. 173 in 1987

Most Times Intercepted

- 1. 23 in 1972
- 2. 21 in 1973
- 21 in 1967
- 21 in 1954
- 5. 18 in 1981
- 18 in 1988

Highest Completion Percent

- 1. 59.0 in 1964
- 2. 58.9 in 1988
- 3. 58.6 in 1980
- 4. 56.2 in 1983
- 5. 55.8 in 1978
- 6. 55.5 in 1976
- 7. 55.0 in 1971
- 8. 54.8 in 1968
- 9. 54.6 in 1982
- 10. 54.5 in 1977
- 54.5 in 1986

Most Yards Passing

- 1. 2974 in 1972
- 2. 2844 in 1968
- 3. 2838 in 1970
- 4. 2785 in 1982
- 5. 2750 in 1971
- 6. 2749 in 1978
- 7. 2676 in 1988
- 8. 2367 in 1983
- 9. 2366 in 1987

Most Yards Passing Per Game

- 1. 284.4 in 1968
- 2. 270.4 in 1972
- 3. 258.4 in 1967
- 4. 258.0 in 1970
- 5. 255.0 in 1969
- 6. 253.2 in 1982

Most Punts

- 1. 81 in 1973
- 2. 66 in 1979
- 3. 65 in 1981
- 4. 63 in 1970
- 5. 61 in 1974
- 61 in 1965
- 7. 59 in 3 years
- 8. 57 in 1980

Highest Punt Average

- 1. 45.2 in 1981
- 2. 45.1 in 1980
- 3. 43.1 in 1985
- 4. 42.3 in 1984
- 5. 42.2 in 1983
- 6. 42.0 in 1986
- 7. 40.6 in 1970
- 8. 40.0 in 1978
- 9. 39.7 in 1979
- 10. 39.6 in 1965

Most Passes Intercepted By


- 1. 25 in 1968
- 2. 24 in 1982
- 24 in 1949
- 4. 23 in 1979
- 5. 22 in 1972
- 22 in 1985
- 7. 21 in 1948
- 8. 20 in 1949
- 9. 18 in 1980
- 18 in 1988

## RECORD AGAINST ALL OPPONENTS

| Team                    | First Meeting | Last Meeting | Site | Score | W  | L  | T |
|-------------------------|---------------|--------------|------|-------|----|----|---|
| Abilene Christian       | 1953          | 1957         | H    | 34-7  | 1  | 2  | 0 |
| Alabama                 | 1965          | 1974         | H    | 7-8   | 0  | 2  | 1 |
| Arizona State*          | 1971          | 1984         | A    | 52-44 | 3  | 1  | 0 |
| Auburn*                 | 1954          | 1988         | N    | 13-7  | 3  | 12 | 1 |
| Baylor                  | 1965          | 1974         | H    | 17-21 | 1  | 12 | 1 |
| Boston College          | 1957          | 1980         | H    | 41-7  | 2  | 1  | 0 |
| Cincinnati              | 1977          | 1983         | H    | 43-17 | 5  | 0  | 0 |
| Citadel, The            | 1955          | 1962         | H    | 49-0  | 4  | 0  | 1 |
| Clemson                 | 1970          | 1988         | A    | 24-21 | 3  | 1  | 0 |
| Colorado State          | 1972          | 1974         | H    | 7-14  | 1  | 1  | 0 |
| Cumberland              | 1947          | 1948         | H    | 30-0  | 1  | 1  | 0 |
| Delta State             | 1951          | 1951         | H    | 34-0  | 1  | 0  | 0 |
| East Carolina           | 1980          | 1988         | H    | 45-21 | 6  | 0  | 0 |
| Erskine                 | 1948          | 1949         | H    | 26-7  | 1  | 1  | 0 |
| Florida                 | 1958          | 1988         | H    | 52-17 | 8  | 22 | 1 |
| Furman                  | 1952          | 1987         | H    | 41-10 | 8  | 2  | 0 |
| George Washington       | 1961          | 1961         | H    | 15-7  | 1  | 0  | 0 |
| Georgia*                | 1954          | 1984         | N    | 17-17 | 4  | 5  | 1 |
| Georgia Southern        | 1988          | 1988         | H    | 28-10 | 1  | 0  | 0 |
| Georgia Tech            | 1952          | 1975         | A    | 0-30  | 0  | 7  | 1 |
| Houston                 | 1960          | 1978         | H    | 21-27 | 2  | 12 | 2 |
| Howard                  | 1950          | 1950         | H    | 20-6  | 1  | 0  | 0 |
| Indiana*                | 1986          | 1986         | N    | 27-13 | 1  | 0  | 0 |
| Iowa State              | 1975          | 1975         | H    | 6-10  | 0  | 1  | 0 |
| Jacksonville Navy       | 1951          | 1951         | A    | 39-0  | 1  | 0  | 0 |
| Jacksonville State (AL) | 1947          | 1947         | H    | 0-7   | 0  | 1  | 0 |
| Kansas                  | 1971          | 1985         | H    | 24-20 | 4  | 2  | 0 |
| Kansas State            | 1970          | 1977         | A    | 18-10 | 3  | 0  | 0 |
| Kentucky                | 1960          | 1965         | A    | 24-26 | 1  | 3  | 1 |
| Livingston State        | 1948          | 1949         | A    | 6-13  | 1  | 1  | 0 |
| Louisiana State*        | 1968          | 1983         | A    | 40-35 | 4  | 2  | 0 |
| Louisiana Tech          | 1952          | 1988         | H    | 66-3  | 1  | 2  | 0 |
| Louisville              | 1952          | 1987         | H    | 32-9  | 10 | 1  | 0 |
| Maryland                | 1966          | 1968         | A    | 24-14 | 2  | 0  | 0 |
| Memphis State           | 1959          | 1987         | H    | 41-24 | 8  | 7  | 1 |
| Miami                   | 1951          | 1988         | A    | 0-31  | 13 | 19 | 0 |
| Michigan                | 1986          | 1986         | A    | 18-20 | 0  | 1  | 0 |
| Michigan State          | 1987          | 1988         | H    | 30-7  | 2  | 0  | 0 |
| Millsaps                | 1948          | 1949         | H    | 40-0  | 2  | 0  | 0 |
| Mississippi             | 1961          | 1961         | A    | 0-33  | 0  | 1  | 0 |
| Mississippi College     | 1948          | 1950         | H    | 33-0  | 3  | 0  | 0 |
| Mississippi State       | 1966          | 1979         | H    | 17-6  | 7  | 2  | 0 |
| Navy                    | 1978          | 1978         | H    | 38-6  | 1  | 0  | 0 |
| Nebraska*               | 1980          | 1987         | N    | 31-28 | 3  | 2  | 0 |
| Newberry                | 1950          | 1950         | A    | 24-0  | 1  | 0  | 0 |
| New Mexico State        | 1964          | 1964         | H    | 36-0  | 1  | 0  | 0 |
| North Carolina*         | 1983          | 1986         | H    | 10-0  | 2  | 0  | 1 |
| North Carolina State    | 1952          | 1969         | H    | 33-22 | 8  | 4  | 0 |
| North Texas State       | 1976          | 1977         | H    | 35-14 | 2  | 0  | 0 |
| Notre Dame              | 1981          | 1981         | A    | 19-13 | 1  | 0  | 0 |
| Ohio                    | 1956          | 1956         | H    | 47-7  | 1  | 0  | 0 |
| Ohio State              | 1981          | 1982         | A    | 34-17 | 2  | 0  | 0 |
| Oklahoma*               | 1965          | 1980         | N    | 17-18 | 1  | 3  | 0 |
| Oklahoma State*         | 1958          | 1985         | N    | 34-23 | 3  | 1  | 0 |
| Penn State*             | 1968          | 1968         | N    | 17-17 | 0  | 0  | 1 |
| Pittsburgh              | 1971          | 1983         | A    | 16-17 | 3  | 5  | 0 |

| Team                  | First Meeting | Last Meeting | Site | Score | W  | L  | T |
|-----------------------|---------------|--------------|------|-------|----|----|---|
| Randolph Macon        | 1950          | 1950         | H    | 40-7  | 1  | 0  | 0 |
| Richmond              | 1959          | 1961         | H    | 13-7  | 3  | 0  | 0 |
| San Diego State       | 1973          | 1977         | A    | 16-41 | 0  | 2  | 0 |
| Sewanee               | 1949          | 1950         | H    | 14-8  | 2  | 0  | 0 |
| South Carolina        | 1966          | 1988         | A    | 59-0  | 12 | 3  | 0 |
| Southern Illinois     | 1982          | 1982         | H    | 59-8  | 1  | 0  | 0 |
| Southern Miss         | 1952          | 1988         | H    | 49-13 | 12 | 7  | 1 |
| Stetson               | 1947          | 1954         | A    | 47-6  | 6  | 1  | 1 |
| Sul Ross State        | 1951          | 1951         | H    | 35-12 | 1  | 0  | 0 |
| Syracuse              | 1966          | 1978         | A    | 28-0  | 1  | 1  | 0 |
| Tampa                 | 1948          | 1959         | A    | 33-0  | 9  | 2  | 0 |
| Temple                | 1984          | 1984         | H    | 44-27 | 1  | 0  | 0 |
| Tennessee             | 1958          | 1958         | A    | 10-0  | 1  | 0  | 0 |
| Tennessee-Chattanooga | 1984          | 1984         | H    | 37-0  | 1  | 0  | 0 |
| Tennessee Tech        | 1947          | 1958         | H    | 22-7  | 1  | 1  | 0 |
| Texas A&M             | 1967          | 1968         | H    | 20-14 | 2  | 0  | 0 |
| Texas Christian       | 1963          | 1965         | A    | 3-7   | 1  | 2  | 0 |
| Texas Tech*           | 1966          | 1987         | H    | 40-16 | 4  | 1  | 0 |
| Texas Western*        | 1954          | 1954         | N    | 20-47 | 0  | 1  | 0 |
| Toledo                | 1986          | 1986         | H    | 24-0  | 1  | 0  | 0 |
| Troy State            | 1947          | 1951         | H    | 40-0  | 4  | 1  | 0 |
| Tulane**              | 1983          | 1988         | A    | 48-28 | 6  | 0  | 0 |
| Tulsa                 | 1969          | 1985         | H    | 76-14 | 5  | 0  | 0 |
| Utah State            | 1975          | 1975         | H    | 17-8  | 1  | 0  | 0 |
| Villanova             | 1954          | 1957         | A    | 7-21  | 3  | 1  | 0 |
| Virginia Military     | 1952          | 1954         | A    | 33-19 | 2  | 1  | 0 |
| Virginia Tech         | 1955          | 1988         | H    | 41-14 | 15 | 10 | 1 |
| Wake Forest           | 1956          | 1973         | A    | 7-9   | 7  | 2  | 1 |
| West Virginia*        | 1982          | 1982         | N    | 31-12 | 1  | 0  | 0 |
| Western Carolina      | 1981          | 1985         | H    | 50-10 | 2  | 0  | 0 |
| Whiting Field         | 1949          | 1949         | H    | 74-0  | 1  | 0  | 0 |
| Wichita State         | 1969          | 1986         | H    | 59-3  | 2  | 0  | 0 |
| William & Mary        | 1959          | 1960         | H    | 22-0  | 1  | 1  | 0 |
| Wofford*              | 1949          | 1952         | A    | 27-13 | 3  | 0  | 0 |
| Wyoming*              | 1966          | 1966         | N    | 20-28 | 0  | 1  | 0 |

\*Bowl Games Included \*\*Forfeit Included  
 Bold Face type indicates 1987 opponent



The Miami series is FSU's oldest rivalry, as the schools have met 32 times since 1951.

## BEST PERFORMANCES BY OPPONENTS

## INDIVIDUAL

- Most Yards Rushing - 304, Sam DeJarnette, Southern Mississippi, 1982
- Most Times Carried - 43, Sam DeJarnette, Southern Mississippi, 1982
- Most Yards Passing - 532, Jeff VanRaaphorst, Arizona State, 1984
- Most Passes Attempted - 59, Jeff VanRaaphorst, Arizona State, 1984
- Most Passes Completed - 38, Jeff VanRaaphorst, Arizona State, 1984
- Most Passes Caught - 13, Gary Williams, Ohio State, 1981
- Most Yards Pass Receiving - 229, Gary Williams, Ohio State, 1981
- Most Total Offense - 532, Jeff VanRaaphorst, Arizona State, 1984
- Longest Touchdown Run From Scrimmage - 94, Roger Craig, Nebraska, 1981
- Longest Punt Return - 86, Daryl Cox, Kentucky, 1961 (TD)
- Most Touchdowns On Returns - 2, Henry Williams, East Carolina, 1983 (1 kickoff, 1 punt)
- Most Interceptions - 4, Bryant Gilliard, South Carolina, 1984
- Longest Interception Return - 99, Treg Songy, Tulane, 1983
- Longest Kickoff Return - 100, Anthony Collins, East Carolina, 1980
- Longest Touchdown Pass - 83, from D.C. Nobles to Bryan Willingham, Houston, 1973

- Longest Pass Play - 95, from Ronnie Fletcher to Ben Hart, Oklahoma (Gator Bowl), 1965
- Longest Punt - 77, Jim Walton, Boston College, 1976; Rob Rajsich, Miami, 1978
- Longest Field Goal - 61, Wayne Latimer, Virginia Tech, 1975
- Most Field Goals - 6, Bobby Raymond, Florida, 1983
- Most Fumbles Recovered - 3, John Hohesiel, Wichita State, 1969

## TEAM

- Passes Attempted - 54, Florida, 1979; Arizona State, 1984
- Passes Completed - 38, Arizona State, 1984
- Pass Yardage - 532, Arizona State, 1984
- Rushing Yardage - 472, Nebraska, 1981
- Total Offense - 651, Arizona State, 1984
- Rushing Attempts - 80, Houston, 1974
- Points Scored - 59, Auburn, 1985
- Most First Downs (Passing) - 26, Arizona State, 1984
- Most Fumbles - 17, Wichita State, 1969
- Most Fumbles Lost - 10 (of 17), Wichita State, 1969
- Most Interceptions (Defense) - 7, South Carolina, 1984
- Most Interceptions Returned for TDs - 2, Auburn, 1985
- Penalties - 18, South Carolina, 1985



Actor Burt Reynolds is one of the biggest supporters of the FSU football program and attended several games last year where he was a big hit with Tribe fans.

## COACHES &amp; CAPTAINS

| Year                | Coach         | Captains   | W          | L          | T         | FSU Pts.      | Opp Pts.     |
|---------------------|---------------|--|------------|------------|-----------|---------------|--------------|
| 1947                | Ed Williamson | Jack McMillan, Phil Rountree   | 0          | 5          | 0         | 18            | 90           |
| 1948                | Don Veller    | Game Captains  | 7          | 1          | 0         | 152           | 64           |
| 1949*               | Don Veller    | Hugh Adams   | 9          | 1          | 0         | 291           | 59           |
| 1950                | Don Veller    | Duke Maltby  | 8          | 0          | 0         | 219           | 54           |
| 1951                | Don Veller    | Bill Dawkins   | 6          | 2          | 0         | 194           | 72           |
| 1952                | Don Veller    | Curtis Campbell, Vic Szczepanik  | 1          | 8          | 1         | 101           | 261          |
| 1953                | Tom Nugent    | Steve Kalenich   | 5          | 5          | 0         | 183           | 146          |
| 1954*               | Tom Nugent    | Game Captains  | 8          | 4          | 0         | 277           | 190          |
| 1955                | Tom Nugent    | Bob Crenshaw, Don Powell   | 5          | 5          | 0         | 147           | 186          |
| 1956                | Tom Nugent    | Joe Holt, Buck Metz  | 5          | 4          | 1         | 178           | 116          |
| 1957                | Tom Nugent    | Ron Schomburger  | 4          | 6          | 0         | 136           | 165          |
| 1958*               | Tom Nugent    | Vic Prinzi, Bobby Renn   | 7          | 4          | 0         | 218           | 124          |
| 1959*               | Perry Moss    | John Spivey, Al Ulmer  | 4          | 6          | 0         | 149           | 132          |
| 1960                | Bill Peterson | Tony Romeo   | 3          | 6          | 1         | 111           | 136          |
| 1961                | Bill Peterson | Steve Klesius  | 4          | 5          | 1         | 93            | 128          |
| 1962                | Bill Peterson | Gene McDowell  | 4          | 3          | 3         | 170           | 69           |
| 1963                | Bill Peterson | Steve Klesius  | 4          | 5          | 1         | 167           | 93           |
| 1964*               | Bill Peterson | Bill Dawson, Fred Biletnikoff, George D'Alessandro                           | 9          | 1          | 1         | 263           | 85           |
| 1965                | Bill Peterson | Bill McDowell, Max Wettstein   | 4          | 5          | 1         | 121           | 119          |
| 1966*               | Bill Peterson | Game Captains  | 6          | 5          | 0         | 274           | 215          |
| 1967*               | Bill Peterson | Game Captains  | 7          | 2          | 2         | 250           | 187          |
| 1968*               | Bill Peterson | Game Captains  | 8          | 3          | 0         | 308           | 211          |
| 1969                | Bill Peterson | Game Captains  | 6          | 3          | 1         | 220           | 182          |
| 1970                | Bill Peterson | Game Captains  | 7          | 4          | 0         | 254           | 195          |
| 1971*               | Larry Jones   | Rhett Dawson, John Lanahan   | 8          | 4          | 0         | 309           | 174          |
| 1972                | Larry Jones   | Gary Huff, Larry Strickland  | 7          | 4          | 0         | 287           | 224          |
| 1973                | Larry Jones   | Jim Malkiewicz, Don Sparkman   | 0          | 11         | 0         | 98            | 331          |
| 1974                | Darrell Mudra | Joe Goldsmith, Bert Cooper   | 1          | 10         | 0         | 130           | 289          |
| 1975                | Darrell Mudra | Greg Johnson, Jeff Gardner   | 3          | 8          | 0         | 187           | 213          |
| 1976                | Bobby Bowden  | Jimmy Black, Jeff Leggett,<br>Joe Camps, Rudy Thomas                         | 5          | 6          | 0         | 205           | 258          |
| 1977*               | Bobby Bowden  | Aaron Carter, Bill Duley, Larry Key,<br>Tom Rushing, Nat Terry               | 10         | 2          | 0         | 314           | 170          |
| 1978                | Bobby Bowden  | Nate Henderson, Willie Jones, Ivory Joe Hunter                               | 8          | 3          | 0         | 312           | 208          |
| 1979*               | Bobby Bowden  | Mike Good, Ivory Joe Hunter,<br>Scott Warren, Wally Woodham                  | 11         | 1          | 0         | 326           | 160          |
| 1980*               | Bobby Bowden  | Reggie Herring, Greg Futch,<br>Ron Simmons, Ken Lanier                       | 10         | 2          | 0         | 369           | 103          |
| 1981                | Bobby Bowden  | James Harris, James Gilbert, Rohn Stark,<br>Michael Whiting, Rick Stockstill | 6          | 5          | 0         | 240           | 286          |
| 1982*               | Bobby Bowden  | Game Captains  | 9          | 3          | 0         | 419           | 254          |
| 1983*               | Bobby Bowden  | Game Captains  | 8          | 4          | 0         | 381           | 312          |
| 1984*               | Bobby Bowden  | Greg Allen, Joe Wessel, Henry Taylor   | 7          | 3          | 2         | 405           | 254          |
| 1985*               | Bobby Bowden  | John Ionata, Todd Stroud, Kirk Coker   | 9          | 3          | 0         | 402           | 248          |
| 1986*               | Bobby Bowden  | Fred Jones, Gerald Nichols, Louis Berry, Jim Hendley                         | 7          | 4          | 1         | 393           | 218          |
| 1987*               | Bobby Bowden  | Danny McManus, Paul McGowan, Marty Riggs,<br>Pat Carter                      | 11         | 1          | 0         | 481           | 163          |
| 1988*               | Bobby Bowden  | Chip Ferguson, Deion Sanders, Alphonso Williams                              | 11         | 1          | 0         | 455           | 172          |
| <b>Totals</b>       |               |  | <b>262</b> | <b>168</b> | <b>16</b> | <b>10,207</b> | <b>7,316</b> |
| *Bowl Game Included |               |  |            |            |           |               |              |



HOMECOMING GAMES

(32 Wins, 8 Losses, 1 Tie)

| Year | Opponent             | FSU | Opp |
|------|----------------------|-----|-----|
| 1948 | Tampa                | 33  | 12  |
| 1949 | Millsaps             | 40  | 0   |
| 1950 | Sewanee              | 14  | 8   |
| 1951 | Stetson              | 13  | 10  |
| 1952 | Furman               | 0   | 9   |
| 1953 | Stetson              | 13  | 6   |
| 1954 | Furman               | 33  | 14  |
| 1955 | The Citadel          | 39  | 0   |
| 1956 | Wake Forest          | 14  | 14  |
| 1957 | Virginia Tech        | 20  | 7   |
| 1958 | Tampa                | 43  | 0   |
| 1959 | William & Mary       | 0   | 9   |
| 1960 | Kentucky             | 0   | 23  |
| 1961 | Southern Mississippi | 0   | 12  |
| 1962 | Houston              | 0   | 7   |
| 1963 | North Carolina State | 14  | 0   |
| 1964 | Kentucky             | 48  | 6   |
| 1965 | Wake Forest          | 35  | 0   |
| 1966 | Wake Forest          | 28  | 0   |
| 1967 | Texas Tech           | 28  | 12  |
| 1968 | Wake Forest          | 42  | 24  |

| Year | Opponent              | FSU | Opp |
|------|-----------------------|-----|-----|
| 1969 | South Carolina        | 34  | 9   |
| 1970 | Virginia Tech         | 34  | 8   |
| 1971 | Mississippi State     | 27  | 9   |
| 1972 | Colorado State        | 33  | 0   |
| 1973 | Memphis State         | 10  | 13  |
| 1974 | Virginia Tech         | 21  | 56  |
| 1975 | Miami (Florida)       | 22  | 24  |
| 1976 | Southern Mississippi  | 30  | 27  |
| 1977 | North Texas State     | 35  | 14  |
| 1978 | Navy                  | 38  | 6   |
| 1979 | South Carolina        | 27  | 7   |
| 1980 | Boston College        | 41  | 7   |
| 1981 | Western Carolina      | 56  | 31  |
| 1982 | Southern Illinois     | 59  | 8   |
| 1983 | Cincinnati            | 43  | 17  |
| 1984 | Tennessee-Chattanooga | 37  | 0   |
| 1985 | Western Carolina      | 50  | 10  |
| 1986 | Southern Mississippi  | 49  | 13  |
| 1987 | Tulane                | 73  | 14  |
| 1988 | Georgia Southern      | 28  | 10  |

THE BOB CRENSHAW AWARD

Given in memory of Robert E. (Bob) Crenshaw, 1955, Florida State football captain and student leader who was killed in a jet crash in 1958, the plaque's inscription reads: "To the Football Player With the Biggest Heart." The recipient is chosen by his teammates as the man who best exemplified the "qualities that made Bob Crenshaw an outstanding football player and person."

- |                                    |   |
|------------------------------------|---|
| 1956-Al Ulmer, Guard               | 1974-Jeff Gardner, Offensive Guard      |
| 1959-Ramon Rogers, Center          | 1975-Lee Nelson, Defensive Back         |
| 1960-Abram Bigbie, Fullback        | 1976-Joe Camps, Defensive Back          |
| 1961-Paul Andrews, Fullback        | 1977-Aaron Carter, Linebacker           |
| 1962-Jim Sims, Tackle              | 1978-Scott Warren, Defensive End        |
| 1964-Larry Brinkley, Fullback      | 1979-Greg Futch, Offensive Tackle       |
| 1964-Dick Hermann, Linebacker      | 1980-Monk Bonasorte, Defensive Back     |
| 1965-Howard Ehler, Defensive Back  | 1981-Barry Voltapetti, Offensive Tackle |
| 1966-Ed Pope, Guard                | 1982-Blair Williams, Quarterback        |
| 1967-Kim Hammond, Quarterback      | 1983-Tom McCormick, Center              |
| 1968-Billy Gunter, Running Back    | 1984-Todd Stroud, Noseguard             |
| 1969-Stan Walker, Guard            | 1985-Pete Panton, Tight End             |
| 1970-Theron Bass, Linebacker       | 1986-Greg Novell, Free Safety           |
| 1971-Bill Henson, Defensive Tackle | 1987-Mark Salva, Center                 |
| 1972-Alan Dees, Center             | 1988-Joey Jonata, Offensive Tackle      |
| 1973-Sove Stratton, Defensive End  |   |

ACADEMIC ALL-AMERICANS

(Selected by the College Sports Information Directors of America)

- |                           |                            |
|---------------------------|----------------------------|
| <b>First Team</b>         | <b>Second Team</b>         |
| 1972 - Gary Huff (QB)     | 1957 - Ron Schomberger (E) |
| 1979 - Phil Williams (WR) | 1981 - Phil Williams (WR)  |
| 1979 - Keith Jones (DB)   | 1985 - Martin Mayhew (CB)  |
| 1980 - Keith Jones (DB)   |                            |
| 1981 - Rohn Stark (P)     |                            |

COACHES CUMULATIVE RECORDS

| Name          | Tenure       | Years | W-L-T    | Pct. | FSU Pts. | Opp Pts. |
|---------------|--------------|-------|----------|------|----------|----------|
| Ed Williamson | 1947         | 1     | 0-5-0    | .000 | 18       | 90       |
| Don Veller    | 1948-52      | 5     | 31-12-1  | .716 | 938      | 504      |
| Tom Nugent    | 1953-58      | 6     | 34-28-1  | .548 | 1123     | 865      |
| Perry Moss    | 1959         | 1     | 4-6-0    | .400 | 149      | 132      |
| Bill Peterson | 1960-70      | 11    | 62-42-11 | .587 | 2234     | 1602     |
| Larry Jones   | 1971-73      | 3     | 15-19-0  | .441 | 407      | 505      |
| Darrell Mudra | 1974-75      | 2     | 4-18-0   | .182 | 317      | 502      |
| Bobby Bowden  | 1976-Present | 13    | 112-38-3 | .742 | 4604     | 2631     |

LITTLE ALL-AMERICANS

- |                           |                          |
|---------------------------|--------------------------|
| 1948 - Hugh Adams (T)     | 1951 - Bill Dawkins (G)  |
| 1949 - Hugh Adams (T)     | 1952 - Curt Campbell (E) |
| 1950 - Jerry Morrical (T) | 1954 - Al Makowiecke (G) |

NCAA POST GRADUATE SCHOLARSHIP

- 1980 - Phil Williams (WR)
- 1987 - David Palmer (ILB)

## SEMINOLES ON T.V.

(Won 36, Lost 20, Tied 3)

| Season | Opponent        | Location         | Score | Network    | Bowl         |
|--------|-----------------|------------------|-------|------------|--------------|
| 1958   | Oklahoma State  | Louisville, KY   | 6-15  | ABC*       | Bluegrass    |
| 1959   | Virginia Tech   | Blacksburg, VA   | 7-6   | ABC        | -            |
| 1965   | Oklahoma        | Jacksonville, FL | 36-19 | ABC*       | Gator        |
| 1966   | Virginia Tech   | Blacksburg, VA   | 21-23 | ABC        | -            |
| 1966   | Wyoming         | El Paso, TX      | 20-28 | NBC*       | Sun          |
| 1967   | Memphis State   | Memphis, TN      | 26-7  | ABC        | -            |
| 1967   | Penn State      | Jacksonville, FL | 17-17 | ABC*       | Gator        |
| 1968   | Florida         | Tallahassee, FL  | 9-3   | ABC        | -            |
| 1968   | Louisiana State | Atlanta, GA      | 27-31 | TV-Sports* | Peach        |
| 1969   | N.C. State      | Tallahassee, FL  | 33-22 | ABC        | -            |
| 1970   | Houston         | Tampa, FL        | 21-53 | ABC        | -            |
| 1971   | Miami           | Miami, FL        | 20-17 | ABC        | -            |
| 1971   | Arizona State   | Tempe, AZ        | 38-45 | Mizlou     | Fiesta       |
| 1972   | Auburn          | Auburn, AL       | 14-27 | ABC        | -            |
| 1977   | Florida         | Gainesville, FL  | 37-9  | ABC        | -            |
| 1977   | Texas Tech      | Orlando, FL      | 40-17 | Mizlou*    | Tangerine    |
| 1978   | Miami           | Miami, FL        | 31-21 | ABC        | -            |
| 1978   | Navy            | Tallahassee, FL  | 38-6  | ABC        | -            |
| 1979   | Virginia Tech   | Blacksburg, VA   | 17-10 | ABC        | -            |
| 1979   | Louisiana State | Baton Rouge, LA  | 24-19 | ABC        | -            |
| 1979   | Florida         | Gainesville, FL  | 27-16 | ABC*       | -            |
| 1979   | Oklahoma        | Miami, FL        | 7-24  | ABC*       | Orange       |
| 1980   | Memphis State   | Memphis, TN      | 24-3  | ABC        | -            |
| 1980   | Virginia Tech   | Tallahassee, FL  | 31-7  | ABC        | -            |
| 1980   | Florida         | Tallahassee, FL  | 17-13 | ABC*       | -            |
| 1980   | Oklahoma        | Miami, FL        | 17-18 | ABC*       | Orange       |
| 1981   | Miami           | Tallahassee, FL  | 19-27 | ABC        | -            |
| 1981   | Southern Miss   | Tallahassee, FL  | 14-58 | ABC        | -            |
| 1982   | Miami           | Miami, FL        | 24-7  | CBS        | -            |
| 1982   | Louisville      | Tallahassee, FL  | 49-14 | WTBS*      | -            |
| 1982   | West Virginia   | Jacksonville, FL | 31-12 | ABC*       | Gator        |
| 1983   | Louisiana State | Baton Rouge, LA  | 40-35 | ABC        | -            |
| 1983   | Louisville      | Tallahassee, FL  | 51-7  | WTBS*      | -            |
| 1983   | Florida         | Gainesville, FL  | 14-53 | CBS*       | -            |
| 1983   | North Carolina  | Atlanta, GA      | 28-3  | CBS*       | Peach        |
| 1984   | South Carolina  | Columbia, SC     | 26-38 | ABC*       | -            |
| 1984   | Florida         | Tallahassee, FL  | 17-27 | ABC*       | -            |
| 1984   | Georgia         | Orlando, FL      | 17-17 | NBC*       | Citrus       |
| 1985   | Tulane          | New Orleans, LA  | 38-12 | WTBS*      | -            |
| 1985   | Nebraska        | Lincoln, NE      | 17-13 | ABC*       | -            |
| 1985   | Memphis State   | Tallahassee, FL  | 19-10 | WTBS*      | -            |
| 1985   | Auburn          | Auburn, AL       | 28-59 | WTBS*      | -            |
| 1985   | Miami           | Tallahassee, FL  | 27-35 | ABC        | -            |
| 1985   | South Carolina  | Tallahassee, FL  | 56-14 | ESPN*      | -            |
| 1985   | Oklahoma State  | Jacksonville, FL | 34-23 | ABC*       | Gator        |
| 1986   | Nebraska        | Lincoln, NE      | 17-34 | ABC*       | -            |
| 1986   | North Carolina  | Tallahassee, FL  | 10-10 | WTBS*      | -            |
| 1986   | Miami           | Miami, FL        | 23-41 | CBS*       | -            |
| 1986   | Indiana         | Birmingham, AL   | 27-13 | WTBS*      | All-American |
| 1987   | Miami           | Tallahassee, FL  | 25-26 | CBS*       | -            |
| 1987   | Auburn          | Auburn, AL       | 34-6  | CBS*       | -            |
| 1987   | Florida         | Gainesville, FL  | 28-14 | CBS*       | -            |
| 1988   | Nebraska        | Tempe, AZ        | 31-28 | NBC*       | Fiesta       |
| 1988   | Miami           | Miami, FL        | 0-31  | CBS*       | -            |
| 1988   | Clemson         | Clemson, SC      | 24-21 | CBS*       | -            |
| 1988   | Michigan State  | Tallahassee, FL  | 30-7  | ESPN*      | -            |
| 1988   | South Carolina  | Columbia, SC     | 59-0  | ESPN*      | -            |
| 1988   | Florida         | Tallahassee, FL  | 52-17 | ESPN*      | -            |
| 1989   | Auburn          | New Orleans, LA  | 13-7  | ABC*       | Sugar        |

\*Nationally televised

ON CAMERA

Florida State is rapidly becoming one of the most televised football teams in the country. The exciting style of football the Seminoles play under Head Coach Bobby Bowden is a major attraction for the networks as are the high quality opponents on the FSU schedule.

In addition to national coverage, Florida State football games and a weekly highlight show are broadcast throughout the state of Florida on the cable Sunshine Network. In this way, nearly every FSU game is seen, either live or delayed, by fans across the nation and across the state.

Last year, Florida State appeared on national television six times, including the Sugar Bowl, on three different networks. Since Bowden's arrival, FSU has been televised 45 times, 33 of those times to a national audience. During that time, the Seminoles are 30-13-2 on camera.



ALL-SOUTH INDEPENDENT

1968 First Team

QB Bill Cappelman  
DB John Crowe  
OT Jack Fenwick  
LB Dale McCullers  
FL Ron Sellers

1969 First Team

RB Tom Bailey  
QB Bill Cappelman  
LB Bill Lohse  
DL Robert McEachern  
TE Tim Tyson  
DE Ron Wallace

1970 First Team

WR Rhett Dawson  
C Allen Dees  
DL Robert McEachern  
DB James Thomas  
QB Tommy Warren

Honorable Mention

RB Tom Bailey  
P Duane Carrell  
KS Frank Fontes  
LB Bill Lohse  
DB Eddie McMillian

1971 First Team

WR Rhett Dawson  
KS Frank Fontes  
QB Gary Huff  
LB Larry Strickland  
DT Joe Strickler  
DB James Thomas

Honorable Mention

DL Charles Hunt  
DL Bill Shaw  
DL Dan Whitehurst

1972 First Team

OG Phil Arnold  
QB Gary Huff  
RB Hodges Mitchell  
TE Gary Parris  
WR Barry Smith  
LB Larry Strickland

Honorable Mention

DB James Thomas

1973 Honorable Mention

OT Don Sparkman

1974 First Team

LB Burt Cooper  
WR Mike Shumann

Second Team

P Joe Downey  
DL Greg Johnson  
RB Larry Key

Honorable Mention

RB Leon Bright  
OG Jeff Gardner  
TE Joe Goldsmith

1975 First Team

OG Jeff Gardner  
DB Bobby Jackson

Honorable Mention

RB Leon Bright  
LB Aaron Carter  
DT Willie Jones  
RB Larry Key  
DB Lee Nelson  
WR Mike Shumann  
QB Clyde Walker

1976 First Team

TE Ed Beckman  
OT Jon Thames

1977 First Team

OG Wade Johnson  
DE Willie Jones  
RB Larry Key  
WR Mike Shumann  
DB Nat Terry

Second Team

P Bill Duley  
MG Ron Simmons

Coach of the Year

Bobby Bowden

1978 First Team

WR Jackie Flowers  
OG Mike Good  
OT Nate Henderson  
DE Willie Jones  
MG Ron Simmons

Second Team

KS Dave Cappelen  
QB Jimmy Jordan

1979 First Team

WR Jackie Flowers  
OG Mike Good  
OT Ken Lanier  
DE Scott Warren  
MG Ron Simmons

Second Team

Monk Bonasorte  
DB Bobby Butler  
DB Dave Cappelen  
LB Reggie Herring  
RB Mark Lyles

Coach of the Year

Bobby Bowden

1980 First Team

DB Monk Bonasorte  
DB Bobby Butler  
PK Bill Capece  
OG Greg Futch  
LB Reggie Herring  
OT Ken Lanier  
DT Mark Macek  
P Rohn Stark

Second Team

DT Garry Futch  
LB Paul Plurowski  
RB Sam Platt

1981 First Team

DE Jarvis Coursey  
C Tom McCormick  
P Rohn Stark  
OT Barry Voltapetti

Second Team

TE Sam Childers  
DT Garry Futch  
DB James Harris  
RB Mike Whiting  
RB Greg Allen

1982 First Team

RB Greg Allen  
C Tom McCormick  
DT Alphonso Carreker  
DB Harvey Clayton

Second Team

DB Larry Harris  
WR Jessie Hester  
QB Kelly Lowrey  
OL Ricky Render  
LB Ken Roe  
RB Ricky Williams  
LB Tommy Young

1983 First Team

RB Greg Allen  
DT Alphonso Carreker  
C Tom McCormick

Second Team

OL Jamie Dukes  
OL John Ionata  
WR Weegie Thompson

1984 First Team

RB Greg Allen  
P Louis Berry  
OG Jamie Dukes  
WR Jessie Hester  
KS Derek Schmidt  
ILB Henry Taylor

Second Team

OT John Ionata

1985 First Team

OG Jamie Dukes  
OT John Ionata  
WR Hassan Jones  
KS Derek Schmidt  
ILB Paul McGowan  
DT Isaac Williams

Second Team

OG Pat Tomberlin  
TB Victor Floyd  
CB Martin Mayhew  
DT Gerald Nichols

1986 First Team

P Louis Berry  
DT Gerald Nichols  
TE Pat Carter  
ILB Paul McGowan  
CB Deion Sanders  
OT Pat Tomberlin

Second Team

WR Herb Gainer  
ILB Fred Jones  
KS Derek Schmidt

1987 First Team

TE Pat Carter  
DT Eric Hayes  
ILB Paul McGowan  
CB Deion Sanders  
KS Derek Schmidt  
TB Sammie Smith  
OT Pat Tomberlin  
OLB Terry Warren

Second Team

NG Odell Haggins  
SE Herb Gainer  
OG Jason Kuipers

1988 First Team

WR Terry Anthony  
OT Pat Tomberlin  
OG Jason Kuipers  
NG Odell Haggins  
CB Deion Sanders

Second Team

Ronald Lewis  
WR Joey Ionata  
QB Chip Ferguson  
TB Sammie Smith  
DT Steve Gabbard  
LB Kelvin Smith  
SS Stan Shiver

# FLORIDA STATE ALL-AMERICANS

|      |                        |  |
|------|------------------------|--|
| 1962 | Gene McDowell (LB)     | AP (3)   |
| 1964 | Fred Biletnikoff (SE)  | AP (1), FWA (1), NEA (1), FN (1), NY NEWS (1), UPI (2), AFC (2), NCAA  |
| 1966 | Del Williams (OG)      | AP (2)   |
| 1967 | Kim Hammond (QB)       | AP (2), UPI (2)  |
|      | Ron Sellers (FL)       | AP (1), AFC (1), NEA (1), FN (1), UPI (2), FWA (2), NCAA               |
| 1968 | Ron Sellers (FL)       | AP (1), AFC (1), FN (1), SN (1), TIME (1), UPI (2), NEA (2), FWA (2)   |
|      | Dale McCullers (LB)    | AP (3)   |
|      | Jack Fenwick (OR)      | AP (HM)  |
|      | Bill Cappleman (QB)    | AP (HM)  |
| 1971 | Rhatt Dawson (WR)      | AP (3)   |
| 1972 | Larry Strickland (LB)  | AP (HM)  |
|      | Gary Huff (QB)         | AFC (1), GRID (1), TIME (1), CH (1), PFW (1), FN (2), UPI (2), AP (HM) |
|      | Barry Smith (WR)       | AFC (1), CH (1), AP (2), UPI (2), US (2), FN (3)                       |
|      | James Thomas (DB)      | TIME (1), PFW (1), US (1)  |
| 1976 | Gil Wesley (C)         | FN (3)   |
| 1977 | Ron Simmons (MG)       | AP (HM), FN (HM), FN (FR)  |
| 1978 | Jackie Flowers (WR)    | AP (HM), SN (HM)   |
|      | Nate Henderson (DE)    | AP (HM)  |
|      | Willie Jones (DE)      | UPI (2), AP (HM), SN (HM)  |
|      | Ron Simmons (MG)       | FN (3), AP (HM)  |
| 1979 | Monk Bonasorte (DB)    | AP (3)   |
|      | Jackie Flowers (WR)    | UPI (2), FN (2)  |
|      | Mike Good (OG)         | AP (HM)  |
|      | Jimmy Jordan (QB)      | SN (HM)  |
|      | Ron Simmons (MG)       | AP (1), UPI (1), CAMP (1), FN (1), KOD (1), NCAA                       |
|      | Scott Warren (DE)      | CH (1), AP (HM)  |
|      | Gil Wesley (C)         | CH (1)   |
| 1980 | Monk Bonasorte (DB)    | FN (2)   |
|      | Bobby Butler (DB)      | NEA (1), AP (3)  |
|      | Reggie Herring (LB)    | AP (2)   |
|      | Ken Lanier (OT)        | AP (2)   |
|      | Ron Simmons (MG)       | UPI (1), KOD (1), SN (1), FN (3), NCAA                                 |
| 1981 | Rohn Stark (P)         | KOD (1), UPI (1), SN (1), FN (3)                                       |
|      | Greg Allen (RB)        | FN (FR)  |
|      | Garry Futch (DT)       | AP (HM)  |
|      | Tom McCormick (C)      | AP (HM)  |
|      | Rohn Stark (P)         | SN (1), UPI (1), NEA (1), HI (1)                                       |
|      | Barry Voltapetti (DT)  | AP (HM)  |
| 1982 | Greg Allen (RB)        | AP (HM)  |
|      | Alphonso Carreker (DT) | AP (HM)  |
|      | Harvey Clayton (DB)    | AP (HM)  |
|      | Jamie Dukus (OL)       | FN (FR)  |
|      | Hassan Jones (WR)      | FN (FR)  |
|      | Tom McCormick (C)      | AP (HM)  |
|      | Isaac Williams (DL)    | FN (FR)  |
|      | Ricky Williams (RB)    | AP (HM)  |
|      | Tommy Young (LB)       | AP (HM)  |
| 1983 | Greg Allen (RB)        | UPI (1), CAMP (1), FN (2), AP (3), NCAA                                |
|      | Alphonso Carreker (DT) | FN (3), AP (HM)  |
|      | Tom McCormick (C)      | AP (HM)  |
|      | Herbert Harp (OL)      | FN (HM)  |
|      | Jamie Dukus (OL)       | FN (HM)  |
| 1984 | Greg Allen (RB)        | CAMP (1), FN (1), UPI (2), AP (3)                                      |
|      | Louis Berry (P)        | AP (HM)  |
|      | Jamie Dukus (OG)       | FN (2), AP (HM)  |
|      | Jessie Hester (WR)     | AP (HM), FN (HM)   |
|      | Derek Schmidt (KS)     | AP (HM)  |
|      | Henry Taylor (ILB)     | AP (HM)  |
| 1985 | Louis Berry (P)        | AP (HM)  |
|      | Jamie Dukus (OG)       | CAMP (1), FWA (1), UPI (2), AP (2), FN (3), NCAA                       |
|      | Chip Ferguson (QB)     | FN (FR-2)  |
|      | Victor Floyd (TB)      | AP (HM)  |
|      | John Ionata (OT)       | FN (HM), AP (HM)   |
|      | Hassan Jones (WR)      | AP (HM)  |
|      | Pablo Lopez (DT)       | FN (SO-3)  |
|      | Martin Mayhew (CB)     | FN (HM), AP (HM)   |
|      | Paul McGowan (ILB)     | FN (SO-2), AP (HM)   |
|      | Gerald Nichols (DT)    | AP (HM)  |
|      | Derek Schmidt (KS)     | UPI (HM), AP (HM)  |
|      | Stan Shiver (SS)       | FN (FR-2)  |
|      | Pat Tomberlin (OG)     | AP (HM)  |
|      | Isaac Williams (OT)    | FN (HM), AP (HM)   |
| 1986 | Louis Berry (P)        | AP (HM)  |
|      | Pat Carter (TE)        | AP (HM)  |
|      | Steve Gabbard (DT)     | FN (SO-2)  |
|      | Fred Jones (ILB)       | AP (HM)  |
|      | Jason Kuipers (OG)     | FN (SO-3)  |
|      | Paul McGowan (ILB)     | AP (HM)  |
|      | Gerald Nichols (DT)    | AP (HM)  |
|      | Deion Sanders (CB)     | SN (1), AP (3), FN (SO-1), UPI (HM)                                    |

|      |                     |   |
|------|---------------------|---|
| 1987 | Derek Schmidt (KS)  | AP (HM)   |
|      | Sammie Smith (TB)   | FN (FR-1)   |
|      | Pat Tomberlin (OG)  | AP (HM), FN (SO-2)  |
|      | Pat Carter (TE)     | SN (1), AP (2)  |
|      | Herb Gainer (WR)    | AP (HM)   |
|      | Odell Haggins (NG)  | AP (HM)   |
|      | Eric Hayes (DT)     | AP (HM)   |
|      | Jason Kuipers (OG)  | AP (HM)   |
|      | Paul McGowan (ILB)  | AP (1), SN (1), FN (1)  |
|      | Deion Sanders (CB)  | AP (1), UPI (1), FWA (1), SN (1), FN (1), CAMP, KOD, SH, NCAA |
|      | Derek Schmidt (KS)  | AP (3)  |
|      | Sammie Smith (TB)   | AP (HM)   |
|      | Pat Tomberlin (OG)  | AP (3)  |
|      | Terry Warren (OLB)  | AP (HM)   |
| 1988 | Terry Anthony (WR)  | AP (HM), SN (HM)  |
|      | Chip Ferguson (QB)  | AP (HM), UPI (HM)   |
|      | Steve Gabbard (DT)  | AP (HM)   |
|      | Odell Haggins (NG)  | AP (2), SN (HM)   |
|      | Joey Ionata (OT)    | AP (HM)   |
|      | Jason Kuipers (OG)  | AP (HM)   |
|      | Bruce LaSane (WR)   | SN (HM)   |
|      | Ronald Lewis (WR)   | AP (HM), SN (HM)  |
|      | Deion Sanders (CB)  | AP (1), UPI (1), FWA (1), SN (1), FN (1), CAMP, KOD (1)       |
|      | Stan Shiver (SS)    | AP (HM)   |
|      | Kelvin Smith (ILB)  | AP (HM)   |
|      | Sammie Smith (TB)   | AP (HM)   |
|      | Pat Tomberlin (OG)  | AP (2), UPI (2), SN (2), FN (2), KOD (2), CAMP                |
|      | Dayne Williams (FB) | SN (HM)   |

## CONSENSUS ALL-AMERICANS



Fred Biletnikoff  
1964



Ron Sellers  
1967



Ron Simmons  
1979-80



Greg Allen  
1983



Jamie Dukus  
1985



Deion Sanders  
1987-88

KEY - AP-Associated Press; UPI-United Press International; FN-Football News; AFC-American Football Coaches; NEA-Newspaper Enterprises Association; TIME-Time Magazine; NY NEWS-New York Daily News; SH-Scripts Howard; SN-Sporting News; FWA-Football Writers Association; KOD-Kodak; CAMP-Walter Camp; PFW-Pro Football Weekly; GRID-Grid Iron; HI-Hartford Insurance; CH-Churchman; US-Universal Sports; NCAA-NCAA Consensus; (1) First Team; (2) Second Team; (3) Third Team; (HM) Honorable Mention; (FR) Freshman Team; (SO) Sophomore Team

## SEMINOLES' ALL-TIME NFL LIST

| Player                 | Team                 | Year    | Draft Round/<br>How Obtained | Player               | Team                 | Year          | Draft Round/<br>How Obtained              |
|------------------------|----------------------|---------|------------------------------|----------------------|----------------------|---------------|---|
| Greg Allen (RB)        | Cleveland Browns     | 1985    | 2nd (1985)                   | Ken Lanier (OT)      | Denver Broncos       | 1981-87       | 4th (1981)                                |
| Richard Amman (DE)     | Baltimore Colts      | 1972-73 | Free Agent                   | Mark Messeroli (T)   | New Orleans Saints   | 1976          | Free Agent                                |
| Joe Avezzano (C)       | New England Patriots | 1966    | 6th (1966)                   | Jim Mankins (RB)     | Atlanta Falcons      | 1967          | Waivers from Lions<br>(Packers-12th-1963) |
| Tom Bailey (RB)        | Philadelphia Eagles  | 1971-74 | 10th (1971)                  | Joe Majors (DB)      | Houston Oilers       | 1960          | Free Agent                                |
| Ed Beckman (TE)        | Kansas City Chiefs   | 1977-84 | Free Agent                   | Martin Mayhew        | Buffalo Bills        | 1988          | 10th                                      |
| Fred Biletnikoff (WR)  | Oakland Raiders      | 1965-78 | 2nd (1968)                   | Dale McCullers (LB)  | Washington Redskins  | 1969          | Free Agent                                |
| Leon Bright (RB)       | New York Giants      | 1981-83 | Free Agent                   | Paul McGowan         | Miami Dolphins       | 1969          | 12th (1969)                               |
| Bobby Butler (CB)      | Tampa Bay Buccaneers | 1984-85 | Free Agent                   | Dennis McKinnon (WR) | Minnesota Vikings    | 1988          | 9th                                       |
| Bill Capese (KS)       | Tampa Bay Buccaneers | 1981-83 | Free Agent                   | Dennis McKinnon (WR) | Cleveland Browns     | 1989          | Free Agent                                |
| Alphonso Carreker (DT) | Green Bay Packers    | 1984-87 | 1st (1984)                   | Scott McLean (LB)    | Chicago Bears        | 1983-87       | Free Agent                                |
| Duane Carrell (P)      | Dallas Cowboys       | 1974    | Free Agent                   | Danny McManus        | Dallas Cowboys       | 1983          | Free Agent                                |
|                        | Los Angeles Rams     | 1975    | Free Agent                   | Eddie McMillan (CB)  | Kansas City Chiefs   | 1988          | 11th                                      |
|                        | New York Jets        | 1976-77 | Free Agent                   |                      | Los Angeles Rams     | 1973-75       | 4th (1973)                                |
| Bill Cappelman (QB)    | St. Louis Cardinals  | 1977    | Free Agent                   |                      | Seattle Seahawks     | 1976-77       | Free Agent                                |
|                        | Minnesota Vikings    | 1970    | 2nd (1970)                   |                      | Buffalo Bills        | 1978          | Free Agent                                |
|                        | Detroit Lions        | 1973    | Free Agent                   |                      | New York Giants      | 1983-87       | Free Agent                                |
| Pat Carter             | Detroit Lions        | 1988    | 2nd                          |                      | New York Giants      | 1967          | Free Agent                                |
| Harvey Clayton (CB)    | Pittsburgh Steelers  | 1983-86 | Free Agent                   |                      | St. Louis Cardinals  | 1976-85       | 15th (1976)                               |
| Randy Colfield (LB)    | Seattle Seahawks     | 1976    | 10th (1976)                  |                      | New York Jets        | 1987          | 7th (1987)                                |
|                        | New York Giants      | 1978-79 | Free Agent                   |                      | San Diego Chargers   | 1973-74       | 15th (1973)                               |
| Bert Cooper (LB)       | Tampa Bay Buccaneers | 1977    | Free Agent                   |                      | Cleveland Browns     | 1973-78       | Waivers                                   |
|                        |                      |         | (Jets-12th-1975)             |                      | St. Louis Cardinals  | 1979-80       | Waivers                                   |
| Jeff Curchin (OG)      | Buffalo Bills        | 1962    | Free Agent                   | David Ponder (DT)    | Dallas Cowboys       | 1985          | Free Agent                                |
| Bill Dawson (LB/TE/DE) | New England Patriots | 1965    | Free Agent                   | Bobby Rynn (DB/WR)   | New York Jets        | 1961          | Free Agent                                |
| Khett Dawson (WR)      | Houston Oilers       | 1972    | 10th (1972)                  | Eric Riley (DB)      | Denver Broncos       | 1985-86       | 8th (1985)                                |
|                        | Minnesota Vikings    | 1973    | Free Agent                   |                      | Los Angeles Rams     | 1987          | Waivers                                   |
| Jamie Dukes (OL)       | Atlanta Falcons      | 1986-87 | Free Agent (1986)            | Tony Romeo (DE)      | Kansas City Chiefs   | 1961          | Free Agent                                |
| Tom Feaster (T)        | Baltimore Colts      | 1956    | Free Agent                   |                      | New England Patriots | 1962-67       | Waivers                                   |
| Herb Garner            | Pittsburgh Steelers  | 1988    | Free Agent                   | Derek Schmidt        | Dallas Cowboys       | 1988          | Free Agent                                |
|                        | Atlanta Falcons      | 1989    | Free Agent                   |                      | Washington Redskins  | 1989          | Free Agent                                |
| Kent Gaylor (WR)       | Green Bay Packers    | 1975    | Free Agent                   | Bert Schuchta        | Tampa Bay Buccaneers | 1988          | Free Agent                                |
|                        |                      |         | (Raiders-12th-1972)          | Ron Sellers (WR)     | New England Patriots | 1969-71       | 1st (1969)                                |
| Chip Glass (TE)        | Cleveland Browns     | 1969-73 | 3rd (1969)                   |                      | Dallas Cowboys       | 1972          | Free Agent                                |
|                        | New York Giants      | 1975    | Trade                        |                      | Miami Dolphins       | 1973          | Trade                                     |
| Hector Gray (DB)       | Detroit Lions        | 1981-83 | Free Agent                   | Mike Shumann (WR)    | San Francisco 49ers  | 1978-79, 1981 | Free Agent                                |
| Grant Guthrie (KS)     | Buffalo Bills        | 1970-71 | 6th (1970)                   |                      | Tampa Bay Buccaneers | 1980          | Free Agent                                |
| Kim Hammond (QB)       | Miami Dolphins       | 1986    | Waivers                      | Barry Smith (WR)     | Green Bay Packers    | 1973-75       | 1st (1973)                                |
|                        |                      |         | (Broncos-6th-1988)           |                      | Tampa Bay Buccaneers | 1976          | Expansion (1976)                          |
| Jessie Hester (WR)     | New England Patriots | 1968-70 | Free Agent                   | Jesse Solomon (LB)   | Minnesota Vikings    | 1986-87       | 11th (1986)                               |
| Gary Huff (QB)         | Los Angeles Raiders  | 1985-87 | 1st (1985)                   | Rohn Stark (P)       | Indianapolis Colts   | 1982-87       | 2nd (1982)                                |
|                        | Chicago Bears        | 1973-77 | 2nd (1973)                   | Walt Summer (DB)     | Cleveland Browns     | 1969-74       | 7th (1969)                                |
|                        | Tampa Bay Buccaneers | 1977-78 | Trade                        | Steve Tenti (QB)     | San Diego Chargers   | 1965-66       | 4th (1965)                                |
| Charles Hunt (LB)      | San Francisco 49ers  | 1980    | Free Agent                   |                      | Denver Broncos       | 1967-70       | Free Agent                                |
|                        | San Francisco 49ers  | 1976    | 10th (1973)                  | Nai Terry (DB)       | Detroit Lions        | 1976          | Free Agent                                |
| Bill Kimber (DE)       | Tampa Bay Buccaneers | 1976    | Free Agent                   | Weegie Thompson (WR) | Pittsburgh Steelers  | 1984-87       | 4th (1984)                                |
| Keith Kinderman (RB)   | New York Giants      | 1959-60 | Free Agent                   | J.T. Thomas (FS)     | Pittsburgh Steelers  | 1973-77       | 1st (1973)                                |
| Bobby Jackson (CB)     | San Diego Chargers   | 1963-64 | 3rd (1963)                   |                      |                      | 1979-81       |   |
| Garth Jax (LB)         | New York Giants      | 1978-85 | 6th (1978)                   |                      | Denver Broncos       | 1982          | Free Agent                                |
| Greg Johnson (DT)      | Dallas Cowboys       | 1986-87 | 12th (1986)                  | Terry Warren         | Dallas Cowboys       | 1988          | Free Agent                                |
|                        | Tampa Bay Buccaneers | 1977    | Free Agent                   | Max Wettstein (TE)   | Denver Broncos (AFL) | 1966-67       | Free Agent                                |
|                        |                      |         | (Eagles-5th-1976)            | Randy White          | Miami Dolphins       | 1988          | Free Agent                                |
| Hassan Jones (WR)      | Baltimore Colts      | 1978    | Free Agent                   | Del Williams (OG)    | New Orleans Saints   | 1967-73       | 3rd (1967)                                |
| Willie Jones (DE)      | Minnesota Vikings    | 1986-87 | 4th (1986)                   | Gary Woolford (DB)   | New York Giants      | 1980          | Free Agent                                |
|                        | Oakland Raiders      | 1979-82 | 2nd (1979)                   |                      |                      |               |   |

### Seminole Who Will Be In NFL Football Training Camps This Year:

#### 1988 Graduates

| Player         | Round      | Team                |
|----------------|------------|---------------------|
| Dillon Sanders | 1st        | Atlanta Falcons     |
| Sammie Smith   | 1st        | Miami Dolphins      |
| Pat Tomberlin  | 4th        | Indianapolis Colts  |
| Marion Butts   | 7th        | San Diego Chargers  |
| Victor Floyd   | 11th       | San Diego Chargers  |
| Stan Shiver    | 12th       | Green Bay Packers   |
| Steve Gabbard  | Free Agent | Philadelphia Eagles |
| Keth Ross      | Free Agent | L.A. Raiders        |
| Tracy Sanders  | Free Agent | Detroit Lions       |
| Dayne Williams | Free Agent | New York Giants     |
| Jasen Kuipers  | Free Agent | New York Giants     |

#### NFL Current Rostered Players

|                   |                     |
|-------------------|---------------------|
| Bobby Butler      | Atlanta Falcons     |
| Alphonso Carreker | Atlanta Falcons     |
| Pat Carter        | Detroit Lions       |
| Jamie Dukes       | Atlanta Falcons     |
| Jessie Hester     | Atlanta Falcon      |
| Garth Jax         | Phoenix Cardinals   |
| Hassan Jones      | Minnesota Vikings   |
| Ken Lanier        | Denver Broncos      |
| Dennis McKinnon   | Chicago Bears       |
| Danny McManus     | Kansas City Chiefs  |
| Zeke Mowatt       | New York Giants     |
| Gerald Nicholls   | New York Jets       |
| Jesse Solomon     | Minnesota Vikings   |
| Rohn Stark        | Indianapolis Colts  |
| Weegie Thompson   | Pittsburgh Steelers |

#### Past Consensus All-Rookie Selections

Bobby Jackson, New York Jets, 1987  
Alphonso Carreker, Green Bay Packers, 1984

#### Past Pro Bowl Selections

Fred Biletnikoff, Oakland Raiders, 1970, 1971, 1973, 1974  
J.T. Thomas, Pittsburgh Steelers, 1977  
Rohn Stark, Indianapolis Colts, 1985, 1986

#### Past Super Bowl Participants

Fred Biletnikoff, Oakland Raiders, 1968, 1977  
J.T. Thomas, Pittsburgh Steelers, 1974, 1975, 1979  
Willie Jones, Oakland Raiders, 1980  
Dennis McKinnon, Chicago Bears, 1985  
Ken Lanier, Denver Broncos, 1986  
Zeke Mowatt, New York Giants, 1986  
Ken Lanier, Denver Broncos, 1987, 1988

## SEMINOLE AWARD WINNERS

Throughout Florida State's 42 years of college football, Seminole players have garnered nationwide attention and awards. FSU's football tradition boasts six consensus All-Americans, dating back to Fred Biletnikoff's selection in 1964 and continuing last year when Deion Sanders became the second two-time pick.

In all, Florida State players have been chosen to some All-America team nearly 100 times. Over 70 FSU athletes have signed with National Football League teams and gone on to play professional football.


In the past two years, FSU has seen four of its former or current athletes attain the highest accolades and recognition in collegiate or professional football. Two of the award-winners, Fred Biletnikoff and Ron Sellers are among the three whose numbers have been retired by FSU.

Following a superb senior season which saw him lead Florida State to a number two national ranking and a Fiesta Bowl victory, senior linebacker Paul McGowan earned the 1987 Dick Butkus Award as the nation's finest linebacker. McGowan became the first FSU player to win a national award.

Fred Biletnikoff became the second former FSU player to achieve national recognition, but Biletnikoff did so for his exploits as a professional player. On July 30, 1988, Biletnikoff was formally inducted into the Professional



Fred Biletnikoff



Deion Sanders

Football Hall of Fame in Canton, Ohio. One of the top receivers in NFL history, Biletnikoff became the first Seminole inducted into the Hall.

A few months later, in December, one of the greatest wide receivers to play college football was the first FSU player inducted into the College Football Hall of Fame. Ron Sellers, who still holds nearly every Florida State receiving record, was the top receiver in the history of college football for 20 years. His record of 3,598 yards on 212 receptions was finally broken in 1987.

Cornerback Deion Sanders, possibly the greatest player ever at Florida State, rounds out the list of FSU award winners. Last year, Sanders was overwhelmingly chosen the winner of the Jim Thorpe Award as the nation's top defensive back.

### 1987 Butkus Award Winner Paul McGowan

Calling the Butkus Award for linebackers, "the Heisman of the Bad Guys", FSU inside linebacker Paul McGowan accepted the award from Dick Butkus himself in December of 1987.

The 6-1, 230 pound McGowan won the award by a one-point margin over Ohio State's Chris Spielman. He was selected by an 11-member panel of sportswriters, broadcasters, NFL officials and former coaches.

McGowan won the award based on a senior season where he totaled 150 tackles, 97 solo and 11 behind the line of scrimmage. He led the FSU defense into the national spotlight with a number two national ranking and a win over Nebraska in the Fiesta Bowl. He was named to the *Associated Press*, *Sporting News* and *Football News* first-team All-America squads.

A few months after winning the award, McGowan was chosen as Florida's 1987 Amateur Athlete of the Year and honored at the state's annual Hall of Fame banquet.

## Biletnikoff First Seminole in Pro Football Hall of Fame

For more than 20 years of high school, college and pro football, Fred Biletnikoff played just one position — wide receiver. He had no desire to play anywhere else. Biletnikoff started catching passes in high school in Erie, Pa., continued at Florida State and went on to star with the Oakland Raiders.

When his 14-year professional career came to an end after the 1978 season, Biletnikoff had caught 589 passes, seventh on the all-time list. He had amassed 8,974 yards and 76 touchdowns. The Raiders never had a losing season during Biletnikoff's tenure; he caught 40 or more passes in 10 straight years and his 76 touchdowns are the most by a Raider.

Although he lacked breakaway speed, Biletnikoff's intangible qualities more than made up for it. By his junior season at FSU under Bill Peterson, Biletnikoff and quarterback Steve Tensi formed an unbeatable duo. As a senior in 1964, he ranked fourth in the nation with 57 receptions for 11 touchdowns. A consensus All-America choice, he capped a super year with four TD receptions in the Gator Bowl.

Biletnikoff was selected by the Oakland Raiders in the second round of the 1965 draft and went on to star as a rookie and throughout his career. By his third season with the Raiders, he began to make his mark in pro football, catching 40 passes for 895 yards and five TDs as the Raiders went to the AFL championship. After that, he went on to make the AFL all-star team twice and made four AFC-NFC Pro Bowls in five years. He played in nine AFL/AFC title games, two Super Bowls and was MVP in Super Bowl XI.

## Sellers Chosen for College Football Hall of Fame

Last December, former Seminole great Ron Sellers became the first FSU player inducted into the College Football Hall of Fame.

After holding the collegiate football receiving record for over 20 years, Sellers' mark was finally broken by Tulane's Marc Zeno in 1987. During his FSU career, which spanned from 1966-68, Sellers caught 212 passes for 3,598 yards. He averaged 119.9 reception yards per game and caught passes in a record 30 consecutive games.



Paul McGowan

secutive games. He had 18 100-yard receiving days and five 200-yard games.

Sellers caught 13 or more passes in a game seven times during his career, including 16 against South Carolina in 1968. In his final regular season game, the 6-4 consensus All-America caught 14 passes for 260 yards and five touchdowns in a 42-24 win over Wake Forest.

The Seminoles played in three bowl games during the Sellers era. A player who was first labeled "can't play, too fragile" by then head coach Bill Peterson, Sellers later was called "simply the best college receiver I ever saw".

## Sanders Wins 1988 Jim Thorpe Award

The latest Florida State athlete to garner a national award is cornerback Deion Sanders. Sure to be remembered as one of the best athletes to wear a Florida State uniform, Sanders won the Jim Thorpe Award as the nation's top defensive back in 1988 in a January ceremony in Oklahoma City, Okla.


Sanders won the award over University of Florida safety Louis Oliver and Arkansas' Steve Atwater after a career which saw him gather 14 career interceptions, not including three in bowl games. Sanders led Florida State's defense to a higher level and made FSU opponents wary of passing into the Seminole secondary as the team achieved its second straight 11-1 record and a national ranking of third in 1988.

During Sanders' career, Florida State teams attained their top national rankings and amassed a 38-9-1 record and four bowl wins. In his junior and senior seasons, FSU went 11-1 and won New Year's Day bowl games. In 1988, Sanders ranked in the top 10 nationally with five interceptions in nine games. He was also the nation's top punt returner, averaging 15.2 yards per return.

In his final moments in a Florida State uniform, Sanders made one of his greatest plays in the waning moments of the Sugar Bowl game in New Orleans, La. With FSU clinging to a 13-7 lead and Auburn driving, Sanders made a leaping interception at the goal line to preserve the win and the number three national ranking.

Sanders ranks second on the FSU career charts in interceptions with 14, and holds most of the punt return records as well. He provided Florida State fans with numerous thrills with his dazzling punt returns, three of which went for touchdowns, and interceptions. His seven career touchdowns is certainly a high for an FSU defensive back.

A three-sport star in football, baseball and track at Florida State, Sanders plays professional baseball for the New York Yankees organization and was drafted fifth in the 1989 NFL draft by the Atlanta Falcons.



Ron Sellers

## ALL-TIME LETTERMEN

- A  
 Abraira, Phillip, 1967, 68, 69  
 Adams, Hugh, 1949, 50  
 Adams, Robert, 1978, 80  
 Alan, Billy, 1981, 82, 83, 84  
 Allen, Glenn, 1949  
 Allen, Greg, 1981, 82, 83, 84  
 Allen, Mike, 1972, 73, 74  
 Amman, Richard, 1969, 70, 71  
 Anderson, Bob, 1973  
 Anderson, Bobby, 1971, 72, 73  
 Andrews, Paul, 1959, 60, 61  
 Andrews, Richie, 1987, 88  
 Anthony, Terry, 1986, 87, 88  
 Arnold, Jim, 1950, 51, 56, 57  
 Arnold, Phil, 1971, 72, 73  
 Ashley, Tracy, 1981, 82, 83  
 Ashmore, Robert, 1969, 70, 71  
 Aikin, Ahmet, 1972, 73  
 Avazzano, Joe, 1963, 64, 65
- B  
 Baggart, Leo, 1954, 55, 56, 58  
 Bagnell, Clare (Bud), 1956, 57, 58, 59  
 Bailey, Tom, 1968, 69, 70  
 Bailey, Winfred, 1962, 63, 64  
 Baker, Sam, 1950  
 Bakas, Chris, 1947, 48, 49  
 Barber, Bob, 1931, 54  
 Barco, Barry, 1983, 84, 85  
 Barnes, Mike, 1976, 77  
 Barnes, Troy, 1954, 55, 56, 57  
 Barnes, Wendell, 1947  
 Barwick, Pariah, 1982, 84, 85, 88  
 Bass, Theron, 1968, 69, 70  
 Bassett, David, 1988  
 Battaglia, Carmen, 1955, 56, 57, 58  
 Beckman, Ed, 1973, 74, 75, 76  
 Bengston, Brian, 1970  
 Bernier, Wayne, 1950, 51  
 Bennett, Edgar, 1987  
 Benaon, Joe, 1966, 67, 68  
 Berry, Louis, 1983, 84, 85, 86  
 Berwick, Steve, 1969  
 Biberst, Maury, 1963, 64, 65  
 Bickford, Roy, 1959, 60, 61  
 Bigbee, Abner, 1958, 59, 60  
 Biletski, Fred, 1962, 63, 64  
 Bibbee, Hamilton, 1955, 56, 57  
 Bishop, William, 1947  
 Black, Jimmy, 1973, 74, 76  
 Blankenship, Suddy, 1965  
 Blatt, Mike, 1965, 66, 67  
 Blazovich, Mike, 1960, 61, 62  
 Bloodworth, Steve, 1983  
 Bonasorte, Monk, 1977, 78, 79, 80  
 Booth, Charles, Jr., 1951, 52, 53  
 Boris, Frederick, 1947  
 Bowden, Jeff, 1981, 82  
 Boyer, George, 1952, 53, 56, 57  
 Bradley, Preston, 1950, 51  
 Braggini, David, 1965, 66  
 Brannon, Tom, 1979, 80, 81  
 Bratton, Steve, 1970, 71, 72, 73  
 Bright, Leon, 1974, 75, 76  
 Brininger, Harry, 1949, 50, 51, 52  
 Brinkley, Larry, 1961, 62, 63  
 Brown, Bill, 1955, 56, 57, 58  
 Brown, Charlie, 1951, 52  
 Brown, Mack, 1972, 73  
 Brown, John, 1986, 87  
 Brown, Tommy, 1950, 51, 53  
 Browning, Bob, 1947, 48  
 Brownlee, Roger, 1981, 82  
 Bruner, Jerry, 1961, 62, 63  
 Bryant, Buddy, 1947, 50, 53  
 Bryant, Phillip, 1985  
 Bugar, Mike, 1965, 67, 68  
 Burkhardt, Bill, 1966  
 Burnett, Ken, 1980, 81, 82  
 Burt, Bobby, 1968  
 Burton, Clint, 1966, 67, 68  
 Butler, Bobby, 1977, 78, 79, 80  
 Butler, LeRoy, 1987, 88  
 Butts, Marlon, 1987, 88
- C  
 Cahoon, Phil, 1973, 74  
 Cahoon, Charles, 1961, 62, 63  
 Campbell, Allen Dale, 1981, 82  
 Campbell, Bill, 1965, 66  
 Campbell, Curt, 1950, 51, 52  
 Camp, Joe, 1974, 75, 76  
 Cappee, Bill, 1977, 78, 79, 80  
 Cappelen, Davy, 1976, 77, 78, 79  
 Cappelman, Bill, 1968, 69  
 Carballo, Manny, 1982  
 Carnes, George, 1952  
 Carnes, Robert T., 1957  
 Casala, Phil, 1986, 87, 88  
 Carreker, Alfonso, 1980, 81, 82, 83
- Camell, Duane, 1969, 70, 71  
 Canzoneri, Kirk, 1988  
 Carter, Aaron, 1974, 75, 76, 77  
 Carter, Dexter, 1986, 87, 88  
 Carter, Keith, 1986, 87, 88  
 Carter, Pat, 1984, 85, 86, 87  
 Carter, Walter, 1976, 77, 78, 79  
 Carter, Wes, 1947  
 Causey, Jim, 1962, 63  
 Caven, Jay, 1976, 77  
 Chaney, James, 1988  
 Chaudron, Ralph, 1947, 48, 49  
 Chavers, Lemmy, 1981, 83, 84, 85  
 Cherry, Gator, 1976, 77  
 Cheshire, Bill, 1967, 68  
 Childers, Sam, 1978, 79, 80, 81  
 Cicalese, Pat, 1984  
 Clark, Ed, 1985  
 Clayton, Harvey, 1980, 81, 82  
 Coffield, Randy, 1973, 74, 75  
 Coggin, Rick, 1980, 81, 82  
 Coker, Kirk, 1984, 85  
 Coleman, Jerry, 1981, 82  
 Coleman, Jug, 1948  
 Collier, Danny, 1980  
 Cone, Ken, 1959, 60  
 Conrad, Harold, 1947  
 Conway, Pat, 1964, 65, 66  
 Cooper, Bart, 1972, 73, 74  
 Coppola, Ron, 1974  
 Conzonen, Dan, 1976  
 Corlew, Tim, 1988  
 Corral, Kent, 1970, 71  
 Conso, Lee, 1953, 54, 55, 56  
 Costello, Jim, 1947  
 Courtney, Jarvis, 1978, 79, 80, 81  
 Cox, Billy, 1966, 67, 68  
 Cox, Gene, 1955  
 Craig, John, 1954, 55, 57, 58  
 Crenshaw, Bob, 1952, 53, 54, 55  
 Crona, Joe, 1947, 48  
 Crowe, John, 1966, 67, 68  
 Culom, Bill, 1954  
 Curchin, Jeff, 1988, 89
- D  
 D'Alessandro, George, 1963, 64, 65  
 Daly, Bill, 1961, 62, 63  
 Dane, Doug, 1975, 76, 77  
 Daniel, Jim, 1959, 60, 61  
 Daniels, Dan, 1971  
 Davis, Bruce, 1960, 61, 62  
 Davis, Bo, 1958  
 Davis, Bob, 1983  
 Davis, Brian, 1983, 86, 88  
 Davis, Darish, 1981, 82  
 Davis, Ed, 1971, 72, 73  
 Davis, George, 1969  
 Davis, Lemuel, 1947  
 Davison, Mike, 1972, 73, 74  
 Dawkins, Bill, 1948, 49, 50, 51  
 Dawson, Lawrence, 1987, 88  
 Dawson, Bill, 1962, 63, 64  
 Dawson, Rhett, 1969, 70, 71  
 DeCosmo, James, 1947  
 Dees, Allen, 1970, 71, 72  
 DeFrancesco, Frank, 1960, 61  
 DeMaria, John, Jr., 1970, 71, 72, 73  
 Dennis, Wendell, 1950  
 Detson, Dwayne, 1984  
 Diltaver, Ed, 1947  
 DiMare, Scott, 1986, 88  
 Dinkins, Howard, 1988  
 Dobros, Stan, 1952, 53, 56, 57  
 Dodge, Dedrick, 1986, 87, 88  
 Donisetti, Donald, 1959, 60, 61  
 Dowell, J. D., 1983, 84  
 Downey, Joe, 1972, 73, 74  
 Driver, Bill, 1950, 51, 52  
 Duckworth, Bob, 1949  
 Dukes, Jamie, 1982, 83, 84, 85  
 Duley, Bill, 1975, 76, 77
- E  
 Eaford, John, 1984, 86  
 Egerton, Terry, 1967, 68  
 Eason, Chuck, 1966, 67, 68  
 Edwards, Jack, 1962, 63, 64  
 Ekonomou, Nick, 1988  
 Ehler, Howard, 1963, 64, 65  
 Elm, Bobby, 1972, 73  
 Elliot, Chuck, 1966, 67, 68  
 Elliot, Robert, 1955, 56  
 El Shakhawy, Magdi, 1982, 88  
 Epeneship, Jack, 1958, 59  
 Eubanks, Norman, 1948, 49, 50  
 Ewanick, Jimmy, 1972, 73, 74, 75
- F  
 Falvo, Tony, 1974, 75  
 Farnster, Tom, 1954, 55
- Feely, Eddie, 1960, 61, 62  
 Fenner, Lane, 1966, 67  
 Fenwick, Jack, 1966, 67, 68  
 Fergers, Bob, 1947  
 Ferguson, Charles, 1978  
 Ferguson, Chip, 1985, 86, 87, 88  
 Rick, Happy, 1960  
 Filchok, John, 1948  
 Fione, Dano, 1971  
 Fivash, Bobby, 1951, 52, 53  
 Flasher, Tim, 1984  
 Flowers, Jackie, 1976, 77, 78, 79  
 Floyd, Don, 1962, 63, 64  
 Floyd, Victor, 1985, 86, 87, 88  
 Fontes, Frank, 1970, 71  
 Fotjka, Brad, 1982, 83  
 Fountain, Bob, 1956, 57, 58  
 Fox, Ed, 1948  
 Foy, Walter, 1948, 49  
 Freeman, Corlan, 1987, 88  
 Fucarino, Dan, 1975  
 Fulch, Garry, 1979, 80, 81  
 Futch, Greg, 1977, 78, 79, 80
- G  
 Gabbard, Steve, 1985, 86, 87, 88  
 Gainer, Herb, 1984, 85, 86, 87  
 Gardner, Jeff, 1973, 74, 75  
 Garvin, Terry, 1964, 65  
 Gas, Stan, 1982  
 Gaydos, Kent, 1969, 70, 71  
 Giardino, Wayne, 1964, 65, 66  
 Gibbs, Shane, 1970, 71, 72  
 Gibson, Vince, 1954, 55  
 Gilbert, Leonard, 1947  
 Gilbert, James, 1978, 79, 80, 81  
 Gilda, Steve, 1968, 69, 70  
 Gilman, Brent, 1968, 69  
 Claddon, Don, 1950  
 Glass, Chip, 1966, 67, 68  
 Glass, Mike, 1970, 71, 72  
 Glauon, Guy, 1969, 70, 71  
 Glosston, Doug, 1973  
 Goldsmith, Joe, 1972, 73, 74  
 Good, Mike, 1976, 77, 78, 79  
 Groganella, Jim, 1983  
 Graham, Billy, 1953, 54  
 Graham, Jerry, 1956, 57, 58  
 Grant, Donald, 1947, 48  
 Grant, Kevin, 1986, 87  
 Gray, Darryl, 1982, 84, 85  
 Gray, Hector, 1978, 79  
 Gray, Eddie, 1980  
 Gray, Mike, 1968  
 Green, Carl, 1953, 54  
 Green, Larry, 1965, 66, 67  
 Gridley, Buddy, 1969, 70, 71  
 Griffin, Chris, 1973, 74, 75  
 Griffin, Kevin, 1983  
 Griggley, Terry, 1984  
 Grimes, Joe, 1959, 60, 61  
 Griner, John, 1952, 53  
 Grossman, Rin, 1949  
 Gunter, Bill, 1967, 68  
 Gunter, Cliff, 1961, 62, 64  
 Gum, Doug, 1966, 67, 68  
 Guthrie, Grant, 1967, 68, 69
- H  
 Hadley, John, 1985, 86, 87, 88  
 Haggins, Odell, 1986, 87, 88  
 Hall, Phillip, 1982, 83  
 Hall, Randy, 1968, 69  
 Hammond, Kim, 1966, 67  
 Hanks, David, 1977  
 Hanna, Warren, 1981, 82  
 Handy, Jack, 1958, 59, 60  
 Harlow, John, 1961, 62  
 Harlow, Brian, 1982  
 Harmeling, John, 1973, 76  
 Harp, Herbert, 1982, 83  
 Harp, Thomas, 1986, 87  
 Harris, James, 1975, 80, 81  
 Harris, Larry, 1980, 81, 82  
 Harris, Wes, 1986  
 Hartman, Bruce, 1974, 75, 76  
 Hart, Ken, 1966, 67, 68  
 Hasikin, Jack, 1947  
 Haver, Eric, 1986, 87, 88  
 Hayes, Felton, 1985, 86, 87, 88  
 Haynes, Hayward, 1988  
 Hebron, Tim, 1985, 86  
 Hepple, Bruce, 1983, 84, 85, 86  
 Heggins, Jimmy, 1974, 75, 76, 77  
 Henderson, Gerald, 1955, 56, 57  
 Henderson, Nat, 1977, 78  
 Hendley, Jim, 1984, 85, 86  
 Henry, Ferrell, 1961, 62, 63  
 Henry, Gary, 1978, 79, 80, 82  
 Henson, Bill, 1970, 71
- Hermann, Dick, 1962, 63, 64  
 Herling, Reggie, 1978, 79, 80  
 Hester, Jessie, 1981, 82, 83, 84  
 Hester, Ron, 1980, 81  
 Hewitt, Ted, 1948, 49, 50  
 Huff, Phil, 1968  
 Hillbrand, Tom, 1960, 61, 62  
 Hinson, Ron, 1959  
 Holloman, Darin, 1984, 85, 86  
 Holloman, Tanner, 1985, 86  
 Holt, Joe, 1953, 54, 55, 56  
 Holton, Steve, 1957, 58  
 Hood, Larry, 1960, 61  
 Hooks, Jim, 1957, 58, 59  
 Hoack, John, 1965, 66  
 Houpe, Gene, 1988  
 Houston, Rick, 1980  
 Howell, Bobby, 1970  
 Huey, Mac, 1950, 51, 52  
 Huff, Gary, 1970, 71, 72  
 Huggitt, Eric, 1950, 51  
 Hughes, Bill, 1968  
 Hughey, Harry, 1947  
 Humes, Earl, 1973, 74  
 Hunt, Charlie, 1970, 71, 72  
 Hunter, Ivory Joe, 1977, 78, 79  
 Hurst, John, 1966
- I  
 Iwata, John, 1982, 83, 84, 85  
 Ionata, Joe, 1986, 87, 88  
 Italiano, Nelson, 1950, 51, 52
- J  
 Jackson, Bobby, 1974, 75, 76, 77  
 Jackson, Lema, 1981  
 Jacobs, Howard, 1971, 72  
 Jacobs, Charlie, 1956  
 Jacobs, Greg, 1984  
 Jacobs, Jerry, 1952, 53, 54, 55  
 Jamett, James, 1969, 70, 71  
 Jax, Garth, 1982, 83, 84, 85  
 Johns, John, 1947, 48, 49  
 Johnson, Bob, 1939  
 Johnson, Brad, 1988  
 Johnson, Eddie, 1955, 56, 57  
 Johnson, Greg, 1973, 74, 75  
 Johnson, Harold, 1979, 80  
 Johnson, Homes, 1979  
 Johnson, Reggie, 1987, 88  
 Johnson, Tony, 1981, 82, 83  
 Johnson, Wade, 1974, 75, 76  
 Johnson, Wayne, 1967, 68, 69  
 Johnston, Duke, 1967, 68, 69  
 Jones, Bob, 1972, 73, 74  
 Jones, Cedric, 1981, 82, 83, 84  
 Jones, Cluis, 1983, 84, 85  
 Jones, Donovan, 1967  
 Jones, Fred, 1983, 84, 85, 86  
 Jones, Hassan, 1982, 83, 84, 85  
 Jones, Jerry, 1963, 66, 67  
 Jones, Keith, 1978, 79, 80  
 Jones, Larry, 1973  
 Jones, Phil, 1973, 74, 75  
 Jones, Willie, 1975, 76, 77, 78  
 Jordan, Jimmy, 1976, 77, 78, 79
- K  
 Kaiser, Randy, 1973, 74  
 Kalenich, Steve, 1950, 51, 52, 53  
 Kallas, Chris, 1947, 48  
 Karlowicz, John, 1951  
 Kendall, Dick, 1948  
 Kendrick, Dub, 1948, 49, 50  
 Keatner, Ken, 1968, 69, 70  
 Key, Larry, 1974, 75, 76, 77  
 Keyes, Robert, 1976  
 Kimber, Bill, 1957, 58  
 Kincaid, Mike, 1975, 76, 77, 78  
 Kinderman, Keith, 1961, 62  
 King, Grady, 1978, 79, 80  
 King, Ronnie, 1953, 54  
 Kinnaman, Joe, 1966, 67  
 Kinman, Joe, 1966, 67  
 Kinney, Rocky, 1982, 83, 84  
 Kissam, Larry, 1965, 66  
 Kissner, Mike, 1974, 75, 76  
 Kleisak, Steve, 1959, 60, 61  
 Kolbus, Marty, 1966  
 Kratzert, Bill, 1947  
 Kuipers, Jason, 1986, 87, 88
- L  
 Lamb, Ray, 1958, 59, 60  
 Lashan, John, 1969, 70, 71  
 Larson, Ken, 1977, 78, 79, 80  
 LaSone, Bruce, 1987, 88  
 Lazzaro, Greg, 1976, 77  
 Leggett, Jeff, 1974, 75, 76  
 Leonard, Bud, 1953, 54, 55, 56  
 Levings, John, 1960, 61, 62  
 Lewitt, Butzy, 1971, 72, 73



- Lewis, Ronald, 1966, 87, 88  
 Lockard, Ed, 1950  
 Loftin, Jim, 1962  
 Logan, Randy, 1968, 69  
 Lohse, Bill, 1968, 69, 70  
 Lombardi, Carmine, 1950  
 Loner, Frank, 1966, 67, 68  
 Lopez, Pablo, 1984, 85  
 Loucks, Garry, 1972  
 Lowe, Ron, 1969  
 Lowrey, Kelly, 1981, 82, 83  
 Lurie, Howard, 1964, 65  
 Lyles, Mark, 1976, 77, 78, 79  
**M**  
 McClure, Don, 1947  
 McConnaughay, John, 1960, 61, 62  
 McCormick, Gene, 1958, 59  
 McCormick, Tom, 1981, 82, 83  
 McCoy, Jerome, 1984  
 McCray, Brian, 1982, 83, 84  
 McCullers, Dale, 1966, 67, 68  
 McDougal, Tom, 1973  
 McDowell, Bill, 1963, 64, 65  
 McDowell, Gene, 1960, 61, 62  
 McDuffie, Wayne, 1965, 66, 67, 68  
 McEachern, Robert, 1968, 69, 70  
 McGee, Joe, 1957, 58  
 McGowan, Mike, 1972  
 McGowan, Paul, 1984, 85, 86, 87  
 McKinnon, J. W., 1969, 70, 71  
 McKinnon, Bobby, 1973, 74, 75  
 McKinnon, Dennis, 1980, 81, 82  
 McLean, John, 1980, 81, 82, 83  
 McLean, Richard, 1964, 66, 67  
 McLean, Scott, 1979, 80, 81  
 McManus, Danny, 1985, 86, 87  
 McMillan, Charles, 1947  
 McMillan, Eddie, 1970, 71, 72, 73  
 McMillan, Jack, 1947  
 McNease, V.C., 1961, 62  
 McPhillip, Billy, 1973, 74, 75, 76  
**M**  
 Macek, Mark, 1977, 78, 79, 80  
 Mack, Kim, 1982, 83, 84  
 MacLean, Ken, 1947, 48, 49  
 MacKenzie, Dale, 1962, 63, 64  
 Madden, John, 1978, 79, 80, 81  
 Magalick, Paul, 1969, 70, 71  
 Major, Joe, 1957, 58, 59  
 Makowicki, Al, 1953, 54  
 Malkiewicz, James, 1972, 73  
 Maloy, Rudy, 1973, 74, 75, 76  
 Maltry, Duke, 1949, 50  
 Mancini, Kevin, 1988  
 Mangum, Bob, 1964, 65, 66  
 Mankins, Jim, 1965, 66  
 Mann, Ed, 1952  
 Manup, Bo, 1947, 48, 49  
 Marcus, Frank, 1948  
 Marcus, Joe, 1948, 49  
 Mason, Bill, 1968  
 Massey, Harry, 1953, 54  
 Massey, Jim, 1963, 64, 65  
 Mathieson, Steve, 1974, 75, 76  
 Matt, Prince, 1982, 83  
 Matthews, Jay Mac, 1965, 66  
 May, Monte, 1948, 49, 50  
 Mayhew, Martin, 1984, 85, 86, 87  
 Mead, Addison, Jr., 1967  
 Meillon, Leonard, 1947, 48, 49  
 Menendez, Bob, 1966, 67  
 Merna, John, 1988  
 Merson, Bob, 1980, 81, 82  
 Merson, Scott, 1982  
 Meseroll, Mark, 1976, 77  
 Meseroll, Scott, 1973, 74  
 Messer, Doug, 1961, 62, 63  
 Messner, Jimmy, 1953, 53, 54  
 Metta, Buck, 1953, 54, 55, 56  
 Meyer, Carl, 1959, 60  
 Middlebrooks, D.L., 1947  
 Miles, David, 1971, 72  
 Miller, Fred, 1973, 74, 75  
 Milligan, Pat, 1981, 82, 83  
 Minjlin, Jeremy, 1978, 79  
 Minor, Roger, 1970, 71  
 Mitchell, Doug, 1969  
 Mitchell, Hodges, 1972, 73  
 Nobley, Olson, 1982  
 Montgomery, George, 1969  
 Montgomery, Hal, 1966, 67, 68  
 Montgomery, Howell, 1966, 67, 68  
 Montgomery, John, 1969, 70, 71  
 Moore, Paul, 1968  
 Moore, Ron, 1958, 59  
 Moore, Ron, 1983  
 Moran, Terry, 1958  
 Moreman, Bill, 1965, 66, 67  
 Morricca, Jerry, 1949  
 Morris, Dan, 1983, 84  
 Morris, Mike, 1988  
 Mosley, Ted, 1967, 68  
 Moss, Anthony, 1987, 88  
 Mowatt, Zeke, 1980, 81, 82  
 Munroe, Art, 1969, 70  
 Munslock, Les, 1963, 64  
 Murphy, John, 1972, 73, 74  
 Musselman, Bill, 1954, 55, 56, 57  
 Mustain, Don, 1959  
**N**  
 Narramore, Les, 1964  
 Newell, Greg, 1984, 85, 86, 87  
 Nichols, Gerald, 1982, 84, 85, 86  
 Nicklaus, Steve, 1983  
 Nillumi, Bob, 1956, 57  
 Nelson, Lee, 1974, 75  
 Noinis, Brent, 1971  
**O**  
 Odem, Billy, 1954, 55, 56  
 Ogilvie, Paul, 1972  
 Olsen, Jim, 1953  
 O'Malley, Tom, 1985, 86, 87, 88  
 O'Neal, Earl, 1950, 51, 52  
 Owear, Rick, 1970, 71, 72  
 Orlando, Mark, 1973  
 Osha, Dwight, 1949, 50  
 Ostaszewski, Henry, 1988  
 Ostaszewski, Joe, 1988  
 Osteen, Billy, 1947  
 Overby, Roger, 1974, 75, 77  
**P**  
 Pacifico, Al, 1953, 54, 55, 56  
 Page, Mike, 1967  
 Paige, Lee, 1982  
 Pajcik, Gary, 1966, 67, 68  
 Palumbo, John, 1972, 73  
 Palmer, David, 1984, 85, 86, 87  
 Ranton, Pete, 1983, 84, 85  
 Parish, Red, 1947, 48, 49  
 Parker, Chris, 1988  
 Parker, Clint, 1970, 71  
 Parks, John, 1985, 86  
 Parulis, Gary, 1970, 71, 72  
 Parrish, Joe, 1963, 64, 65  
 Pastwanski, Earl, 1972, 73  
 Pederson, Don, 1968, 69, 70  
 Pell, John, 1968, 69  
 Pendleton, Larry, 1966, 67, 68  
 Pennie, Charles, 1965, 66  
 Pennie, Frank, 1965, 64, 65  
 Peterson, Dick, 1948, 49  
 Petko, Joe, 1963, 64, 65  
 Philp, Gerald, 1956, 57  
 Pickard, Fred, 1958, 59  
 Pickens, Chuck, 1967  
 Pittman, John, 1967, 68  
 Pitts, David, 1964  
 Plunowski, Paul, 1977, 78, 79, 80  
 Platt, Sam, 1978, 79, 80  
 Polak, Nat, 1951, 52  
 Pope, Edwin, 1965, 66  
 Pope, Melvin, Jr., 1957  
 Ponder, David, 1980, 81, 82, 83  
 Porter, Dave, 1974, 75, 76  
 Pounds, Greg, 1972, 73  
 Powell, Cliff, 1950  
 Powell, Dan, 1952, 53, 54, 55  
 Prewett, Billy, 1976  
 Priestwood, Tom, 1972  
 Pritchett, Ed, 1963, 64, 65  
 Prior, Brad, 1976  
 Prnai, Vic, 1954, 55, 56, 58  
 Proctor, C.N., 1947  
 Proctor, William Lee, 1955  
**Q**  
 Quigley, Bill, 1947, 48  
 Quitley, Ed, 1947  
 Quinn, John, 1949  
**R**  
 Rogans, Bill, 1987, 88  
 Rogins, Smokey, 1973, 74, 75  
 Ramsey, Reese, 1971  
 Ramsey, Greg, 1977, 78, 79  
 Ratliff, Floyd, 1967  
 Ratliff, Ron, 1970, 71, 72, 73  
 Reddick, Ernie, 1948, 49  
 Rendar, Ricky, 1981, 82, 83  
 Rendina, Mike, 1981, 82  
 Renn, Bobby, 1956, 57, 58  
 Restivo, Sam, 1981, 82, 83  
 Reynolds, Burt, 1954  
 Reynolds, Detroit, 1973, 74, 75, 76  
 Rhodes, Bill, 1966, 67, 68  
 Rice, Barry, 1968, 69, 70  
 Rice, Benny, 1968, 69, 70  
 Richardson, Bill, 1985  
 Richardson, Ed, 1977, 78, 79  
 Ridings, Jeff, 1974, 75, 76  
 Rigg, Marty, 1985, 86, 87  
 Riley, Eric, 1981, 83, 84  
 Rimby, Bill, 1969, 70, 71  
 Riopelle, Jerry, 1983, 84  
 Riser, Butch, 1966  
 Risk, Alan, 1975, 76  
 Risk, Vic, 1974, 75, 76  
 Roberts, Ulysses, 1983, 84  
 Roberts, David, 1987, 88  
 Roberts, Gene, 1961, 62  
 Roberts, Marlon, 1961, 62, 63  
 Roberts, Oscar, 1971, 72  
 Roberts, Pete, 1965, 66, 67  
 Robinson, Chuck, 1961, 62, 63  
 Robinson, Terry, 1985  
 Rodrigue, Ted, 1955, 56, 57  
 Roe, Ken, 1981, 82, 83  
 Rogers, Ramon, 1958, 59  
 Romeo, Terry, 1958, 59, 60  
 Ross, Keith, 1985, 86, 87, 88  
 Rountree, Phil, 1947  
 Roush, Tom, 1975, 76, 77  
 Ruason, Kenneth, 1960, 61, 62  
 Rust, Benny, 1969, 70  
 Ryan, Eric, 1980, 81, 82  
**S**  
 Salva, Mark, 1984, 85, 86, 87  
 Sammons, Mike, 1969, 70  
 Sanders, Deion, 1985, 86, 87, 88  
 Sanders, Tracy, 1985, 86, 87, 88  
 Sanders, Terry, 1976, 77, 78, 79  
 Sawyer, Bill, 1974, 75, 76  
 Schilbrack, Scott, 1988  
 Schmelz, Bob, 1948, 49, 50, 51  
 Schmidt, Brian, 1975, 76, 77, 78  
 Schmidt, Derek, 1984, 85, 86, 87  
 Schomburger, Ron, 1954, 55, 56, 57  
 Schrenker, Dave, 1985, 86  
 Schuchts, Bert, 1986, 87  
 Scott, Arthur, 1977, 78, 79, 80  
 Scott, Carlton, 1984  
 Scott, Stanley, 1983, 84, 85  
 Sellers, Dan, 1960  
 Sellers, Mike, 1950, 51  
 Sellers, Ron, 1966, 67, 68  
 Senior, Corey, 1988  
 Sexton, Billy, 1973  
 Shaw, Bill, 1969, 70, 71, 72  
 Sheppard, John, 1956, 57, 58  
 Shindler, Jack, 1963, 64, 65  
 Shively, Randy, 1972  
 Shiver, Stan, 1985, 86, 87, 88  
 Shumann, Mike, 1974, 75, 77  
 Sirmont, Ron, 1977, 78, 79, 80  
 Sims, Jim, 1960, 61, 62  
 Singletary, J. Keith, 1975, 76  
 Slay, Steve, 1962  
 Slicker, Tom, 1960, 61, 62  
 Smith, Anthony, 1983, 84  
 Smith, Abe, 1976, 77  
 Smith, Barry, 1970, 71, 72  
 Smith, Kelvin, 1987, 88  
 Smith, Mike, 1978, 79, 80  
 Smith, Sammie, 1966, 67, 68  
 Smith, Tony, 1982, 83, 84, 85  
 Smith, David, 1970, 71, 72  
 Snipes, Roosevelt, 1983, 84  
 Snyder, Dave, 1961, 62, 63  
 Solomon, Jesse, 1984, 85  
 Southwood, Keith, 1984, 85  
 Sowers, Craig, 1970  
 Sparkman, Don, 1971, 72, 73  
 Spivory, John, 1957, 58, 59  
 Spooner, Phil, 1963, 64, 65  
 Staab, Ray, 1954  
 Stark, Rufin, 1978, 79, 80, 81  
 Stephens, John, 1964, 65, 66  
 Stewart, Alan, 1987, 88  
 Stewart, Mike, 1976, 77  
 Stehl, Eric, 1984, 85, 86  
 Strickland, Larry, 1970, 71, 72  
 Strickler, Joe, 1969, 70, 71  
 Stockton, Andy, 1974, 75  
 Stockstill, Rick, 1979, 80, 81  
 Stokes, Jay, 1969, 70, 71  
 Sorous, Buddy, 1948, 49  
 Srouf, Todd, 1983, 84, 85  
 Sumner, Avery, 1962, 63, 64  
 Sumner, Walter, 1966, 67, 68  
 Sutton, Lemmy, 1986  
 Swantic, Len, 1953, 54, 55, 56  
 Swostowski, Bob, 1958, 59, 60  
 Sytarma, Henry, 1962  
 Szepczanik, Vic, 1949, 50, 51, 52  
**T**  
 Tarkis, Michael, 1956, 57, 58  
 Taylor, Henry, 1981, 82, 83, 84  
 Taylor, Jimmy Lee, 1951, 52, 53, 54  
 Taylor, Rick, 1983  
 Taylor, Thurston, 1965, 66, 67  
 Tensi, Steve, 1962, 63, 64  
 Terry, Nat, 1976, 77  
 Thames, Jon, 1973, 74, 75, 76  
 Thapp, Al, 1947  
 Thomas, Curtis, 1985, 86  
 Thomas, Danny, 1968, 69  
 Thomas, Eric, 1983, 84, 85  
 Thomas, James, 1970, 71, 72  
 Thomas, Rudy, 1974, 75, 76  
 Thompson, Jim, 1982, 83, 84  
 Thompson, Foy, 1951  
 Thompson, Shelton, 1986, 87, 88  
 Thompson, Wesley, 1981, 82, 83  
 Tillman, George, 1960  
 Tomberlin, Pat, 1985, 86, 87, 88  
 Trado, Jim, 1954  
 Trancygier, Ed, 1960, 61  
 Tully, Jack, 1947, 48  
 Turk, Richard, 1950, 51, 52  
 Tuten, Rick, 1986, 87  
 Tyre, Bill, 1961, 62  
 Tyson, Jim, 1968, 69, 70  
**U**  
 Ulmer, Al, 1957, 58, 59  
 Unglaub, Kurt, 1974, 77, 78, 79  
 Ulrich, Bob, 1964, 65  
 Urquhart, Whitney, 1948, 49  
**V**  
 Verbinski, Joe, 1959, 60, 61  
 Versipillo, Pat, 1955, 56  
 Volzun, Frank, 1967, 68, 69  
 Volzpetz, Benny, 1980, 81  
**W**  
 Wachtel, John, 1961, 62, 63, 64  
 Walker, Clyde, 1975, 76, 77  
 Walker, Stan, 1967, 68, 69  
 Wallace, Lou, 1957  
 Wallace, Ron, 1968, 69, 70  
 Wallace, Wade, 1978, 79  
 Walker, H.T., 1966  
 Wamer, Scott, 1976, 77, 78, 79  
 Wamer, Terry, 1984, 85, 86, 87  
 Wamer, Tommy, 1968, 69, 70  
 Watson, John, 1947  
 Weaver, Billy, 1955, 56, 57  
 Wells, Chuck, 1985  
 Welton, Casey, 1988  
 Wesley, Gil, 1977, 78, 79  
 West, Tom, 1962, 63, 64  
 Westel, Joe, 1982, 83, 84  
 Wetherell, T.K., 1965, 66, 67  
 Wettstein, Max, 1961, 64, 65  
 Wheeler, Tom, 1982, 83  
 Whigham, Frank, 1970, 71  
 White, Caylor, 1984, 85, 86  
 White, Randy, 1985, 86, 87  
 White, Tom, 1969, 70  
 Whitehead, Bud, 1958, 59, 60  
 Whitehead, Willie, 1960  
 Whitmer, Bob, 1951  
 Whiting, Mike, 1978, 79, 80, 81  
 Whittington, David, 1988  
 Widner, Terry, 1982, 83  
 Williams, Alphonso, 1985, 86, 87, 88  
 Williams, Anthony, 1986  
 Williams, Blair, 1981, 82  
 Williams, Brian, 1981, 82, 83, 84  
 Williams, Dwayne, 1986, 87, 88  
 Williams, Del, 1964, 65, 66  
 Williams, Dick, 1947  
 Williams, Eric, 1984, 85, 86, 87, 88  
 Williams, Isaac, 1982, 83, 84, 85  
 Williams, Phil, 1978, 79, 80, 81  
 Williams, Ricky, 1979, 80, 81, 82  
 Williams, Waldo, 1975, 76  
 Williamson, Larry, 1965, 66  
 Willis, Peter Tom, 1986, 88  
 Willmot, Horace, 1983  
 Woodrich, Bob, 1950, 51, 52  
 Woodham, Wally, 1977, 78, 79  
 Woodford, Gary, 1975, 76  
 Wooten, Jerry, 1963  
 Wyche, John, 1987  
**Y**  
 Yeldel, Bill, 1968  
 Yeomans, Tony, 1966, 67, 88  
 Young, Tammy, 1981, 82  
**Z**  
 Zaffran, Ted, 1969, 70  
 Zion, Harvey, 1968, 67, 68

FSU & THE WEEKLY AP RANKINGS

| YEAR           | WEEK OF      | RANKED | RECORD | YEAR           | WEEK OF      | RANKED | RECORD |
|----------------|--------------|--------|--------|----------------|--------------|--------|--------|
| 1962           | Sept. 24     | Other  | 1-0-1  | 1982           | Oct. 11      | 19     | 4-1-0  |
| 1963           | Sept. 23     | Other  | 1-0-0  |                | Oct. 18      | 17     | 5-1-0  |
| 1964           | Sept. 28     | Other  | 2-0-0  |                | Oct. 25      | 14     | 5-1-0  |
|                | Oct. 5       | Other  | 3-0-0  |                | Nov. 1       | 12     | 6-1-0  |
|                | Oct. 12      | 10     | 4-0-0  |                | Nov. 8       | 9      | 7-1-0  |
|                | Oct. 19      | 10     | 5-0-0  |                | Nov. 15      | 7      | 8-1-0  |
|                | Oct. 26      | Other  | 5-1-0  |                | Nov. 22      | 15     | 8-2-0  |
|                | Nov. 2       | Other  | 6-1-0  |                | Nov. 29      | 15     | 8-2-0  |
|                | Nov. 9       | Other  | 6-1-0  | Final '82 Poll | Jan. 2, 1983 | 13     | 9-3-0  |
|                | Nov. 16      | Other  | 7-1-1  | 1983           | Preseason    | 7      |        |
|                | Nov. 23      | 10     | 8-1-1  |                | Sept. 5      | 12     | 1-0-0  |
|                | Nov. 30      | Other  | 8-1-1  |                | Sept. 12     | 9      | 2-0-0  |
| 1965           | Preseason    | Other  |        |                | Sept. 19     | 20     | 2-1-0  |
|                | Oct. 18      | Other  | 2-2-0  |                | Sept. 26     | 17     | 2-1-0  |
| 1966           | Preseason    | Other  |        | 1984           | Preseason    | 20     |        |
| 1967           | Sept. 25     | Other  | 0-1-1  |                | Sept. 3      | 20     | 1-0-0  |
|                | Oct. 23      | Other  | 3-2-1  |                | Sept. 10     | 18     | 1-0-0  |
|                | Oct. 30      | Other  | 4-2-1  |                | Sept. 17     | 15     | 2-0-0  |
|                | Nov. 6       | Other  | 5-2-1  |                | Sept. 24     | 9      | 3-0-0  |
|                | Nov. 20      | Other  | 6-2-1  |                | Oct. 1       | 6      | 4-0-0  |
|                | Nov. 27      | Other  | 7-2-1  |                | Oct. 8       | 9      | 4-0-1  |
| 1968           | Oct. 7       | 19     | 2-1-0  |                | Oct. 15      | 15     | 4-1-1  |
|                | Oct. 21      | 20     | 3-1-0  |                | Oct. 22      | 15     | 5-1-1  |
|                | Dec. 2       | 19     | 8-2-0  |                | Oct. 29      | 15     | 5-1-1  |
| 1971           | Oct. 11      | 19     | 5-0-0  |                | Nov. 5       | 14     | 6-1-1  |
|                | Oct. 25      | 19     | 6-1-0  |                | Nov. 12      | 17     | 6-2-1  |
| 1972           | Preseason    | 19     |        |                | Nov. 19      | 15     | 7-2-1  |
|                | Sept. 11     | 20     | 1-0-0  | Final '84 Poll | Jan. 1985    | 17     | 7-2-2  |
|                | Sept. 18     | 17     | 2-0-0  | 1985           | Preseason    | 19     |        |
|                | Sept. 25     | 16     | 3-0-0  |                | Sept. 2      | 17     | 1-0    |
| 1977           | Oct. 2       | 13     | 4-0-0  |                | Sept. 9      | 7      | 2-0    |
|                | Oct. 24      | 20     | 5-1-0  |                | Sept. 16     | 6      | 2-0    |
|                | Oct. 31      | 15     | 6-1-0  |                | Sept. 23     | 4      | 3-0    |
|                | Nov. 7       | 16     | 7-1-0  |                | Sept. 30     | 4      | 4-0    |
|                | Nov. 14      | 13     | 8-1-0  |                | Oct. 7       | 4      | 4-0    |
|                | Nov. 28      | 19     | 8-2-0  |                | Oct. 14      | 13     | 4-1    |
| Final '77 Poll | Jan. 3, 1978 | 14     | 10-2-0 |                | Oct. 21      | 11     | 5-1    |
| 1978           | Preseason    | 17     |        |                | Oct. 28      | 10     | 6-1    |
|                | Sept. 11     | 16     | 1-0-0  |                | Nov. 5       | 16     | 6-2    |
|                | Sept. 18     | 13     | 2-0-0  |                | Nov. 12      | 15     | 7-2    |
|                | Sept. 25     | 10     | 3-0-0  |                | Nov. 19      | 14     | 8-2    |
|                | Oct. 2       | 18     | 3-1-0  |                | Nov. 26      | 12     | 8-3    |
|                | Oct. 9       | 15     | 4-1-0  |                | Dec. 3       | 18     | 8-3    |
| 1979           | Preseason    | 19     |        | Final '85 Poll | Jan. 2, 1986 | 15     | 9-3    |
|                | Sept. 10     | 18     | 2-0-0  | 1986           | Preseason    | 11     |        |
|                | Sept. 17     | 14     | 2-0-0  |                | Sept. 1      | 11     | 1-0    |
|                | Sept. 24     | 12     | 3-0-0  |                | Sept. 8      | 15     | 1-1    |
|                | Oct. 1       | 9      | 4-0-0  |                | Sept. 15     | 15     | 1-1    |
|                | Oct. 8       | 9      | 5-0-0  |                | Sept. 22     | 20     | 1-1-1  |
|                | Oct. 15      | 7      | 6-0-0  |                | Oct. 28      | 20     | 4-1-2  |
|                | Oct. 22      | 8      | 6-0-0  | Final '86 Poll | Jan. 1987    | Other  | 7-4-1  |
|                | Oct. 29      | 6      | 7-0-0  | 1987           | Preseason    | 8      |        |
|                | Nov. 5       | 7      | 8-0-0  |                | Sept. 8      | 8      | 1-0    |
|                | Nov. 12      | 5      | 9-0-0  |                | Sept. 15     | 7      | 2-0    |
|                | Nov. 19      | 5      | 10-0-0 |                | Sept. 22     | 6      | 3-0    |
|                | Nov. 26      | 4      | 11-0-0 |                | Sept. 29     | 4      | 4-0    |
|                | Dec. 3       | 4      | 11-0-0 |                | Oct. 6       | 6      | 4-1    |
| Final '79 Poll | Jan. 3, 1980 | 6      | 11-1-0 |                | Oct. 13      | 4      | 5-1    |
| 1980           | Preseason    | 13     |        |                | Oct. 20      | 4      | 6-1    |
|                | Sept. 8      | 10     | 1-0-0  |                | Oct. 27      | 4      | 6-1    |
|                | Sept. 15     | 9      | 2-0-0  |                | Nov. 3       | 4      | 7-1    |
|                | Sept. 22     | 9      | 3-0-0  |                | Nov. 10      | 4      | 8-1    |
|                | Sept. 29     | 16     | 3-1-0  |                | Nov. 17      | 4      | 9-1    |
|                | Oct. 6       | 11     | 4-1-0  |                | Nov. 24      | 3      | 9-1    |
|                | Oct. 13      | 7      | 5-1-0  |                | Dec. 2       | 3      | 10-1   |
|                | Oct. 20      | 6      | 6-1-0  | Final '87 Poll | Jan. 1988    | 2      | 11-1   |
|                | Oct. 27      | 5      | 7-1-0  | 1988           | Preseason    | 1      |        |
|                | Nov. 3       | 3      | 8-1-0  |                | Sept. 6      | 10     | 0-1    |
|                | Nov. 10      | 3      | 9-1-0  |                | Sept. 13     | 10     | 1-1    |
|                | Nov. 17      | 3      | 9-1-0  |                | Sept. 20     | 9      | 2-1    |
|                | Nov. 24      | 3      | 9-1-0  |                | Sept. 27     | 6      | 3-1    |
|                | Dec. 1       | 3      | 9-1-0  |                | Oct. 4       | 6      | 4-1    |
|                | Dec. 8       | 2      | 10-1-0 |                | Oct. 11      | 5      | 5-1    |
| Final '80 Poll | Jan. 4, 1981 | 5      | 10-2-0 |                | Oct. 18      | 7      | 6-1    |
| 1981           | Preseason    | 19     |        |                | Oct. 25      | 6      | 7-1    |
|                | Sept. 7      | 18     | 1-0-0  |                | Nov. 2       | 5      | 8-1    |
|                | Sept. 14     | 19     | 2-0-0  |                | Nov. 9       | 5      | 8-1    |
|                | Oct. 5       | 20     | 3-1-0  |                | Nov. 16      | 5      | 9-1    |
|                | Oct. 12      | 11     | 4-1-0  |                | Nov. 23      | 5      | 9-1    |
|                | Oct. 19      | 20     | 4-2-0  |                | Dec. 1       | 4      | 10-1   |
|                | Oct. 26      | 17     | 5-2-0  | Final '88 Poll | Jan. 1989    | 3      | 11-1   |
|                | Nov. 2       | 14     | 6-2-0  |                |              |        |        |
|                | Nov. 9       | 20     | 6-3-0  |                |              |        |        |

YEAR-BY-YEAR RECORD

\*\*Homecoming



**Ed Williamson (1947)**  
0-5-0

Ed Williamson was appointed Florida State's first coach just a few weeks before the inaugural football season.

He had no stadium, no scholarships and not even a nickname for his team. With only 45 ex-high school players, his teams came close to winning three games that year although it ended with a 0-5-0 record. Williamson did not receive any pay for coaching the team.

| 1947 (0-5)             | FSU | FOE |
|------------------------|-----|-----|
| Stetson (H)            | 6   | 14  |
| Cumberland (A)         | 0   | 6   |
| Tennessee Tech (H)     | 6   | 27  |
| Troy State (H)         | 6   | 36  |
| Jacksonville State (H) | 0   | 7   |
|                        | 18  | 90  |



**Don Veller (1948-52)**  
31-12-1

Don Veller won 30 of his first 34 games as head coach at FSU before the Seminoles began playing a major college schedule. His overall record included an undefeated 8-0 season in 1950. That was also the year the Tribe moved into Doak Campbell Stadium. Veller, who still resides in Tallahassee, produced the second highest winning percentage of FSU coaches (.716). He is credited by many as laying the early foundation for the FSU football program.

| 1948 (7-1)              | FSU | FOE |
|-------------------------|-----|-----|
| Cumberland (H)          | 30  | 0   |
| Erskine (A)             | 6   | 14  |
| Millsaps (A)            | 7   | 6   |
| Stetson (A)             | 18  | 7   |
| Mississippi College (H) | 26  | 6   |
| Livingston State (H)    | 12  | 6   |
| Troy State (A)          | 20  | 13  |
| Tampa (H)**             | 33  | 12  |
|                         | 152 | 64  |

| 1949 (9-1)              | FSU | FOE |
|-------------------------|-----|-----|
| Whiting Field (H)       | 74  | 0   |
| Mississippi College (A) | 33  | 12  |

|                      |     |    |
|----------------------|-----|----|
| Erskine (H)          | 26  | 7  |
| Sewanee (A)          | 6   | 0  |
| Stetson (H)          | 33  | 14 |
| Livingston State (A) | 6   | 13 |
| Millsaps (H)**       | 40  | 0  |
| Tampa (A)            | 34  | 7  |
| Troy State (H)       | 20  | 0  |
| <b>CIGAR BOWL</b>    |     |    |
| Wofford (N)          | 19  | 6  |
|                      | 291 | 59 |

| 1950 (8-0)              | FSU | FOE |
|-------------------------|-----|-----|
| Troy State (A)          | 26  | 7   |
| Randolph Macon (H)      | 40  | 7   |
| Howard (H)              | 20  | 6   |
| Newberry (A)            | 24  | 0   |
| Sewanee (H)**           | 14  | 8   |
| Stetson (A)             | 27  | 7   |
| Mississippi College (H) | 33  | 0   |
| Tampa (H)               | 35  | 19  |
|                         | 219 | 54  |

| 1951 (6-2)            | FSU | FOE |
|-----------------------|-----|-----|
| Troy State (H)        | 40  | 0   |
| Miami (FL) (A)        | 13  | 35  |
| Delta State (H)       | 34  | 0   |
| Sul Ross State (H)    | 35  | 13  |
| Stetson (H)**         | 13  | 10  |
| Jacksonville Navy (A) | 39  | 0   |
| Wofford (H)           | 14  | 0   |
| Tampa (H)             | 6   | 14  |
|                       | 194 | 72  |

| 1952 (1-8-1)          | FSU | FOE |
|-----------------------|-----|-----|
| Louisiana Tech (H)    | 13  | 32  |
| Louisville (H)        | 14  | 41  |
| VMI (H)               | 7   | 28  |
| N. Carolina State (A) | 7   | 13  |
| Stetson (N)           | 6   | 6   |
| Mississippi So. (H)   | 21  | 50  |
| Furman (H)**          | 0   | 9   |
| Georgia Tech (A)      | 0   | 30  |
| Wofford (A)           | 27  | 13  |
| Tampa (H)             | 6   | 39  |
|                       | 101 | 261 |



**Tom Nugent (1953-58)**  
34-28-1

Tom Nugent had a successful coaching stint at Florida State, as indicated by his 34-28-1 record in his six years at the Seminole helm. Florida State participated in two bowl games during Nugent's tenure and for the first time, in 1958, Florida State and Florida met on the football field. Nugent also served as athletic director while he was head coach of the Seminoles.

| 1953 (5-5)            | FSU | FOE |
|-----------------------|-----|-----|
| Miami (FL) (A)        | 0   | 27  |
| Louisville, (H)       | 59  | 0   |
| Abilene Christian (H) | 7   | 20  |
| Louisiana Tech (A)    | 21  | 32  |
| VMI (H)               | 12  | 7   |
| Mississippi So. (A)   | 0   | 21  |
| Furman (H)            | 7   | 14  |
| Stetson (H)**         | 13  | 6   |
| N. Carolina State (H) | 23  | 13  |
| Tampa (A)             | 41  | 6   |
|                       | 183 | 146 |

| 1954 (8-4)            | FSU | FOE |
|-----------------------|-----|-----|
| Georgia (H)           | 0   | 14  |
| Abilene Christian (H) | 0   | 13  |
| Louisville (A)        | 47  | 6   |
| Villanova (H)         | 52  | 13  |
| N. Carolina State (A) | 13  | 7   |
| Auburn (A)            | 0   | 33  |
| VMI (A)               | 33  | 19  |
| Furman (H)**          | 33  | 14  |
| Stetson (A)           | 47  | 6   |
| Mississippi So. (H)   | 19  | 18  |
| Tampa (A)             | 13  | 0   |
| <b>SUN BOWL</b>       |     |     |
| Texas Western (A)     | 20  | 47  |
|                       | 277 | 190 |

| 1955 (5-5)            | FSU | FOE |
|-----------------------|-----|-----|
| N. Carolina State (H) | 7   | 0   |
| Miami (FL) (A)        | 0   | 34  |
| Virginia Tech (H)     | 20  | 24  |
| Georgia (H)           | 14  | 47  |
| Georgia Tech (A)      | 0   | 34  |
| Villanova (H)         | 16  | 13  |
| Furman (A)            | 19  | 6   |
| The Citadel (H)**     | 39  | 0   |
| Mississippi So. (A)   | 6   | 21  |
| Tampa (A)             | 26  | 7   |
|                       | 147 | 186 |

| 1956 (5-4-1)          | FSU | FOE |
|-----------------------|-----|-----|
| Ohio University (H)   | 47  | 7   |
| Georgia (A)           | 0   | 3   |
| Virginia Tech (H)     | 7   | 20  |
| N. Carolina State (A) | 14  | 0   |
| Wake Forest (H)**     | 14  | 14  |
| Villanova (A)         | 20  | 13  |
| Miami (FL) (A)        | 7   | 20  |
| Furman (H)            | 42  | 7   |
| Mississippi So. (H)   | 20  | 19  |
| Auburn (A)            | 7   | 13  |
|                       | 178 | 116 |

| 1957 (4-6)            | FSU | FOE |
|-----------------------|-----|-----|
| Furman (H)            | 27  | 7   |
| Boston College (A)    | 7   | 20  |
| Villanova (A)         | 7   | 21  |
| N. Carolina State (H) | 0   | 7   |
| Abilene Christian (H) | 34  | 7   |

|                     |     |     |
|---------------------|-----|-----|
| Virginia Tech (H)** | 20  | 7   |
| Miami (FL) (H)      | 13  | 40  |
| Mississippi So. (A) | 0   | 20  |
| Auburn (H)          | 7   | 29  |
| Tampa (A)           | 21  | 7   |
|                     | 136 | 165 |

| 1958 (7-4)            | FSU | FOE |
|-----------------------|-----|-----|
| Tennessee Tech (H)    | 22  | 7   |
| Furman (H)            | 42  | 6   |
| Georgia Tech (A)      | 3   | 17  |
| Wake Forest (H)       | 27  | 24  |
| Georgia (H)           | 13  | 28  |
| Virginia Tech (H)     | 28  | 0   |
| Tennessee (A)         | 10  | 0   |
| Tampa (H)**           | 43  | 0   |
| Miami (FL) (A)        | 17  | 6   |
| Florida (A)           | 7   | 21  |
| <b>BLUEGRASS BOWL</b> |     |     |
| Oklahoma State (N)    | 6   | 15  |
|                       | 218 | 124 |



**Perry Moss (1959)**  
4-6-0

Moss was one of two FSU coaches who spent only a year at the school. Midway through the season, reports were published that Moss would leave to join the Montreal Alouettes of the Canadian Football League. True to that report, Moss departed after a brief year at the Tallahassee school.

| 1959 (4-6)           | FSU | FOE |
|----------------------|-----|-----|
| Wake Forest (H)      | 20  | 22  |
| The Citadel (H)      | 47  | 6   |
| Miami (FL) (H)       | 6   | 7   |
| Virginia Tech (A)    | 7   | 6   |
| Memphis State (A)    | 6   | 16  |
| Richmond (A)         | 22  | 6   |
| Georgia (A)          | 0   | 42  |
| William & Mary (H)** | 0   | 9   |
| Florida (A)          | 8   | 18  |
| Tampa (H)            | 33  | 0   |
|                      | 149 | 132 |

| 1960 (3-6-1)        | FSU | FOE |
|---------------------|-----|-----|
| Richmond (H)        | 28  | 0   |
| Florida (A)         | 0   | 3   |
| Wake Forest (H)     | 14  | 6   |
| The Citadel (A)     | 0   | 0   |
| Mississippi So. (A) | 13  | 15  |
| William & Mary (H)  | 22  | 0   |
| Kentucky (H)**      | 0   | 23  |
| Miami (FL) (A)      | 7   | 25  |
| Houston (H)         | 6   | 7   |
| Auburn (A)          | 21  | 57  |
|                     | 111 | 136 |



**Bill Peterson  
(1960-70)  
62-42-11**

Bill Peterson arrived in Tallahassee with football in deep trouble. When he left 11 years and four bowl games later, he had become the most significant coach in the first quarter of a century of Seminole football. Under "Pete" the Seminoles were 62-42-11. The most memorable Peterson year was 1964 when that squad, featuring the "Seven Magnificents", went 9-1-1 and recorded the first ever win over the Florida Gators. Peterson served as a commentator on the Seminole Sports Network for several years in the late '70s and early '80s.

| 1961 (4-5-1)            | FSU | FOE |
|-------------------------|-----|-----|
| George Washington (H)   | 15  | 7   |
| Florida (A)             | 3   | 3   |
| Mississippi (A)         | 0   | 33  |
| Georgia (H)             | 3   | 0   |
| Richmond (H)            | 13  | 7   |
| Virginia Tech (A)       | 7   | 10  |
| Kentucky (A)            | 0   | 20  |
| The Citadel (H)         | 44  | 8   |
| Mississippi So. (H)**   | 0   | 12  |
| Houston (A)             | 8   | 28  |
|                         | 93  | 128 |
| 1962 (4-3-3)            | FSU | FOE |
| The Citadel (H)         | 49  | 0   |
| Kentucky (A)            | 0   | 0   |
| Furman (H)              | 42  | 0   |
| Miami (FL) (A)          | 6   | 7   |
| Georgia (A)             | 18  | 0   |
| VPI (H)                 | 20  | 7   |
| Houston (H)**           | 0   | 7   |
| Georgia Tech (A)        | 14  | 14  |
| Florida (A)             | 7   | 20  |
| Auburn (A)              | 14  | 14  |
|                         | 170 | 69  |
| 1963 (4-5-1)            | FSU | FOE |
| Miami (FL) (H)          | 24  | 0   |
| Texas Christian (H)     | 0   | 13  |
| Wake Forest (H)         | 35  | 0   |
| So. Mississippi (A)     | 0   | 0   |
| Virginia Tech (H)       | 23  | 31  |
| Furman (H)              | 49  | 6   |
| Georgia Tech (A)        | 7   | 15  |
| N. Carolina State (H)** | 14  | 0   |
| Auburn (A)              | 15  | 21  |
| Florida (A)             | 0   | 7   |
|                         | 167 | 93  |
| 1964 (9-1-1)            | FSU | FOE |
| Miami (FL) (A)          | 14  | 0   |
| Texas Christian (A)     | 10  | 0   |
| New Mexico State (H)    | 36  | 0   |
| Kentucky (H)**          | 48  | 6   |

| Georgia (A)           | 17  | 14  |
|-----------------------|-----|-----|
| Virginia Tech (A)     | 11  | 20  |
| So. Mississippi (H)   | 34  | 0   |
| Houston (A)           | 13  | 13  |
| N. Carolina State (H) | 28  | 6   |
| Florida (H)           | 16  | 7   |
| GATOR BOWL            |     |     |
| Oklahoma (N)          | 36  | 19  |
|                       | 263 | 85  |
| 1965 (4-5-1)          | FSU | FOE |
| Texas Christian (A)   | 3   | 7   |
| Baylor (H)            | 9   | 7   |
| Kentucky (A)          | 24  | 26  |
| Georgia (H)           | 10  | 3   |
| Alabama (A)           | 0   | 21  |
| Virginia Tech (H)     | 7   | 6   |
| Wake Forest (H)**     | 35  | 0   |
| N. Carolina State (A) | 0   | 3   |
| Houston (H)           | 16  | 16  |
| Florida (A)           | 17  | 30  |
|                       | 121 | 119 |
| 1966 (6-5)            | FSU | FOE |
| Houston (H)           | 13  | 21  |
| Miami (FL) (A)        | 23  | 20  |
| Florida (H)           | 19  | 22  |
| Texas Tech (A)        | 42  | 33  |
| Mississippi State (H) | 10  | 0   |
| Virginia Tech (A)     | 21  | 23  |
| South Carolina (A)    | 32  | 10  |
| Syracuse (A)          | 21  | 37  |
| Wake Forest (H)**     | 28  | 0   |
| Maryland (H)          | 45  | 21  |
| SUN BOWL              |     |     |
| Wyoming (N)           | 20  | 28  |
|                       | 274 | 215 |
| 1967 (7-2-2)          | FSU | FOE |
| Houston (A)           | 13  | 33  |
| Alabama (A)           | 37  | 37  |
| N. Carolina State (H) | 10  | 20  |
| Texas A&M (A)         | 19  | 18  |
| South Carolina (H)    | 17  | 0   |
| Texas Tech (H)**      | 28  | 12  |
| Mississippi State (H) | 24  | 12  |
| Memphis State (A)     | 26  | 7   |
| Virginia Tech (H)     | 38  | 15  |
| Florida (A)           | 21  | 16  |
| GATOR BOWL            |     |     |
| Penn State (N)        | 17  | 17  |
|                       | 250 | 187 |
| 1968 (8-3)            | FSU | FOE |
| Maryland (A)          | 24  | 14  |
| Florida (H)           | 3   | 9   |
| Texas A&M (H)         | 20  | 14  |
| Memphis State (H)     | 20  | 10  |
| South Carolina (A)    | 35  | 28  |
| Virginia Tech (H)     | 22  | 40  |
| Mississippi State (A) | 27  | 14  |
| N. Carolina State (A) | 48  | 7   |
| Wake Forest (H)**     | 42  | 24  |
| Houston (N)           | 40  | 20  |
| PEACH BOWL            |     |     |
| LSU (N)               | 27  | 31  |
|                       | 308 | 211 |

| 1969 (6-3-1)            | FSU | FOE |
|-------------------------|-----|-----|
| Wichita State (H)       | 24  | 0   |
| Miami (FL) (A)          | 16  | 14  |
| Florida (A)             | 6   | 21  |
| Tulsa (A)               | 38  | 20  |
| Mississippi State (H)   | 20  | 17  |
| South Carolina (H)**    | 34  | 9   |
| Virginia Tech (A)       | 10  | 10  |
| Memphis State (H)       | 26  | 28  |
| N. Carolina State (H)   | 33  | 22  |
| Houston (A)             | 13  | 41  |
|                         | 220 | 182 |
| 1970 (7-4)              | FSU | Foe |
| Louisville (H)          | 9   | 7   |
| Georgia Tech (A)        | 13  | 23  |
| Wake Forest (H)         | 19  | 14  |
| Florida (H)             | 27  | 38  |
| Memphis State (A)       | 12  | 16  |
| South Carolina (A)      | 21  | 13  |
| Miami (FL) (A)          | 27  | 3   |
| Clemson (H)             | 38  | 13  |
| Virginia Tech (H)**     | 34  | 8   |
| Kansas State (H)        | 33  | 7   |
| Houston (N)             | 21  | 53  |
|                         | 254 | 195 |
| 1971 (8-4)              | FSU | FOE |
| So. Mississippi (N)     | 24  | 9   |
| Miami (FL) (A)          | 20  | 17  |
| Kansas (H)              | 30  | 7   |
| Virginia Tech (A)       | 17  | 3   |
| Mississippi State (H)** | 27  | 9   |
| Florida (A)             | 15  | 17  |
| South Carolina (H)      | 49  | 18  |
| Houston (A)             | 7   | 14  |
| Georgia Tech (A)        | 6   | 12  |
| Tulsa (H)               | 45  | 10  |
| Pittsburgh (H)          | 31  | 13  |
| FIESTA BOWL             |     |     |
| Arizona State (A)       | 38  | 45  |
|                         | 309 | 174 |
| 1972 (7-4)              | FSU | FOE |
| Pittsburgh (A)          | 19  | 7   |
| Miami, (FL) (A)         | 37  | 14  |
| Virginia Tech (H)       | 27  | 15  |
| Kansas (A)              | 44  | 22  |
| Florida (H)             | 13  | 42  |



**Larry Jones  
(1971-73)  
15-19-0**

Larry Jones compiled a 15-19 record in his three years at the Seminole helm. In his first two seasons, the popular coach led his teams to a 15-8 record but he is probably remembered most for the following season when his team did not win a game and lost 11. Jones is now the associate athletic director at Louisiana State.

| Mississippi State (N) | 25  | 21  |
|-----------------------|-----|-----|
| Colorado State (H)**  | 37  | 0   |
| Auburn (A)            | 14  | 27  |
| Houston (H)           | 27  | 31  |
| Tulsa (H)             | 23  | 21  |
| South Carolina (A)    | 21  | 24  |
|                       | 287 | 224 |
| 1973 (0-11)           | FSU | FOE |
| Wake Forest (A)       | 7   | 9   |
| Kansas (H)            | 0   | 28  |
| Miami (FL) (H)        | 10  | 14  |
| Baylor (A)            | 14  | 21  |
| Mississippi State (H) | 12  | 37  |
| Memphis State (H)**   | 10  | 13  |
| San Diego State (A)   | 17  | 38  |
| Houston (A)           | 3   | 34  |
| Virginia Tech (A)     | 13  | 36  |
| South Carolina (H)    | 12  | 52  |
| Florida (A)           | 0   | 49  |
|                       | 98  | 331 |



**Darrell Mudra  
(1974-75)  
4-18-0**

Darrell Mudra was a successful coach before arriving at Florida State and he was successful after he left. Mudra inherited an 0-11 team and wasn't able in two years to bring the program back into the glory years it had enjoyed under Bill Peterson. Mudra coached from the press box instead of the sidelines.

| 1974 (1-10)         | FSU | FOE |
|---------------------|-----|-----|
| Pittsburgh (H)      | 6   | 9   |
| Colorado State (H)  | 7   | 14  |
| Kansas (A)          | 9   | 40  |
| Baylor (H)          | 17  | 21  |
| Alabama (A)         | 7   | 8   |
| Florida (H)         | 14  | 24  |
| Auburn (A)          | 6   | 38  |
| Memphis State (A)   | 14  | 42  |
| Miami (FL) (A)      | 21  | 14  |
| Virginia Tech (H)** | 21  | 56  |
| Houston (H)         | 8   | 23  |
|                     | 130 | 289 |
| 1975 (3-8)          | FSU | FOE |
| Texas Tech (A)      | 20  | 31  |
| Utah State (H)      | 17  | 8   |
| Iowa State (H)      | 6   | 10  |
| Georgia Tech (A)    | 0   | 30  |
| Virginia Tech (A)   | 10  | 13  |
| Florida (A)         | 8   | 34  |
| Auburn (H)          | 14  | 17  |
| Clemson (A)         | 43  | 7   |
| Memphis State (H)   | 14  | 17  |
| Miami (FL) (H)**    | 22  | 24  |
| Houston (A)         | 33  | 22  |
|                     | 187 | 213 |



**Bobby Bowden (1976-Present) 112-38-3**

Bobby Bowden is not only the school's all-time winningest coach, he ranks third nationally in victories among active coaches and is the winningest coach in the South. He will go down in FSU history as the first coach to win 100 games and the first coach to take the Seminoles to a New Year's Day bowl. Bowden has 112 wins, a winning percentage of .742, and has led four of his squads to New Year's Day bowls. His ten bowl trips is an FSU record. With back-to-back 11-1 seasons in 1987 and 1988, the Seminoles achieved the highest national end-of-season rankings at second and third, respectively. He has averaged 8.6 wins per season over a 13-year career. He has a seven-game unbeaten streak in bowl games and has led FSU to seven consecutive bowl games.

| 1976 (5-6)            | FSU | FOE |
|-----------------------|-----|-----|
| Memphis State (A)     | 12  | 21  |
| Miami (FL) (A)        | 0   | 47  |
| Oklahoma (A)          | 9   | 24  |
| Kansas State (H)      | 20  | 10  |
| Boston College (A)    | 28  | 9   |
| Florida (H)           | 26  | 33  |
| Auburn (A)            | 19  | 31  |
| Clemson (H)           | 12  | 15  |
| So. Mississippi (H)** | 30  | 27  |
| N. Texas State (A)    | 21  | 20  |
| Virginia Tech (H)     | 28  | 21  |
|                       | 205 | 258 |
| 1977 (10-2)           | FSU | FOE |
| So. Mississippi (A)   | 35  | 6   |
| Kansas State (A)      | 18  | 10  |
| Miami (FL) (H)        | 17  | 23  |
| Oklahoma State (A)    | 25  | 17  |
| Cincinnati (H)        | 14  | 0   |
| Auburn (H)            | 24  | 3   |
| N. Texas State (H)**  | 35  | 14  |
| Virginia Tech (H)     | 23  | 21  |
| Memphis State (H)     | 30  | 9   |
| San Diego State (A)   | 16  | 41  |
| Florida (A)           | 37  | 9   |
| TANGERINE BOWL        |     |     |
| Texas Tech (N)        | 40  | 17  |
|                       | 314 | 170 |
| 1978 (8-3)            | FSU | FOE |
| Syracuse (A)          | 28  | 0   |
| Oklahoma State (H)    | 38  | 20  |
| Miami (FL) (A)        | 31  | 21  |
| Houston (H)           | 21  | 27  |
| Cincinnati (H)        | 26  | 21  |
| Mississippi St. (A)   | 27  | 55  |

| Pittsburgh (A)          | 3   | 7   |
|-------------------------|-----|-----|
| So. Mississippi (A)     | 38  | 16  |
| Virginia Tech (H)       | 24  | 14  |
| Navy (H)**              | 38  | 6   |
| Florida (H)             | 38  | 21  |
|                         | 312 | 208 |
| 1979 (11-1)             | FSU | FOE |
| So. Mississippi (H)     | 17  | 14  |
| Arizona State (N)       | 31  | 3   |
| Miami (FL) (H)          | 40  | 23  |
| Virginia Tech (A)       | 17  | 10  |
| Louisville (A)          | 27  | 0   |
| Mississippi State (H)   | 17  | 6   |
| Louisiana State (A)     | 24  | 19  |
| Cincinnati (A)          | 26  | 21  |
| South Carolina (H)**    | 27  | 7   |
| Memphis State (H)       | 66  | 17  |
| Florida (A)             | 27  | 16  |
| ORANGE BOWL             |     |     |
| Oklahoma (N)            | 7   | 24  |
|                         | 326 | 160 |
| 1980 (10-2)             | FSU | FOE |
| Louisiana State (A)     | 16  | 0   |
| Louisville (H)          | 52  | 0   |
| East Carolina (H)       | 63  | 7   |
| Miami (FL) (A)          | 9   | 10  |
| Nebraska (A)            | 18  | 14  |
| Pittsburgh (H)**        | 36  | 22  |
| Boston College (H)      | 41  | 7   |
| Memphis State (A)       | 24  | 3   |
| Tulsa (H)               | 45  | 2   |
| Virginia Tech (H)       | 31  | 7   |
| Florida (H)             | 17  | 13  |
| ORANGE BOWL             |     |     |
| Oklahoma (N)            | 17  | 18  |
|                         | 369 | 103 |
| 1981 (6-5)              | FSU | FOE |
| Louisville (H)          | 17  | 0   |
| Memphis State (H)       | 10  | 5   |
| Nebraska (A)            | 14  | 34  |
| Ohio State (A)          | 36  | 27  |
| Notre Dame (A)          | 19  | 13  |
| Pittsburgh (A)          | 14  | 42  |
| Louisiana State (A)     | 38  | 14  |
| Western Carolina (H)**  | 56  | 31  |
| Miami (FL) (H)          | 19  | 27  |
| So. Mississippi (H)     | 14  | 58  |
| Florida (A)             | 3   | 35  |
|                         | 240 | 286 |
| 1982 (9-3)              | FSU | FOE |
| Cincinnati (H)          | 38  | 31  |
| Pittsburgh (H)          | 17  | 37  |
| So. Mississippi (A)     | 24  | 17  |
| Ohio State (A)          | 34  | 17  |
| Southern Illinois (H)** | 59  | 8   |
| East Carolina (H)       | 56  | 17  |
| Miami (FL) (A)          | 24  | 7   |
| South Carolina (A)      | 56  | 26  |
| Louisville (H)          | 49  | 14  |
| Louisiana State (A)     | 21  | 55  |
| Florida (H)             | 10  | 13  |
| GATOR BOWL              |     |     |
| West Virginia (N)       | 31  | 12  |
|                         | 419 | 254 |

| 1983 (7-5)          | FSU | FOE |
|---------------------|-----|-----|
| East Carolina (H)   | 47  | 46  |
| Louisiana State (A) | 40  | 35  |
| Tulane (A)*         | 28  | 34  |
| Auburn (A)          | 24  | 27  |
| Pittsburgh (A)      | 16  | 17  |
| Cincinnati (H)**    | 43  | 17  |
| Louisville (H)      | 51  | 7   |
| Arizona State (A)   | 29  | 26  |
| South Carolina (H)  | 45  | 30  |
| Miami (FL) (H)      | 16  | 17  |
| Florida (A)         | 14  | 53  |
| PEACH BOWL          |     |     |
| North Carolina (N)  | 28  | 3   |
|                     | 381 | 312 |
| 1984 (7-3-2)        | FSU | FOE |
| East Carolina (H)   | 47  | 17  |
| Kansas (A)          | 42  | 16  |
| Miami (FL) (A)      | 38  | 3   |
| Temple (H)**        | 44  | 27  |
| Memphis State (A)   | 17  | 17  |
| Auburn (H)          | 41  | 42  |
| Tulane (H)          | 27  | 6   |
| Arizona State (A)   | 52  | 44  |
| South Carolina (A)  | 26  | 38  |
| Tenn.-Chatta. (H)   | 37  | 0   |
| Florida (H)         | 17  | 27  |
| CITRUS BOWL         |     |     |
| Georgia (N)         | 17  | 17  |
|                     | 405 | 254 |
| 1985 (9-3)          | FSU | FOE |
| Tulane (A)          | 38  | 12  |
| Nebraska (A)        | 17  | 13  |
| Memphis State (H)   | 19  | 10  |
| Kansas (H)          | 24  | 20  |
| Auburn (A)          | 27  | 59  |
| Tulsa (H)           | 76  | 14  |
| North Carolina (A)  | 20  | 10  |
| Miami (FL) (H)      | 27  | 35  |
| South Carolina (H)  | 56  | 14  |
| W. Carolina (H)**   | 50  | 10  |
| Florida (A)         | 14  | 38  |
| GATOR BOWL          |     |     |
| Oklahoma State (N)  | 34  | 23  |
|                     | 402 | 248 |

| 1986 (7-4-1)          | FSU | FOE |
|-----------------------|-----|-----|
| Toledo (H)            | 24  | 0   |
| Nebraska (A)          | 17  | 34  |
| North Carolina (H)    | 10  | 10  |
| Michigan (A)          | 18  | 20  |
| Tulane (H)            | 54  | 21  |
| Wichita State (H)     | 59  | 3   |
| Louisville (A)        | 54  | 18  |
| Miami (FL) (A)        | 23  | 41  |
| South Carolina (A)    | 45  | 28  |
| So. Mississippi (H)** | 49  | 13  |
| Florida (H)           | 13  | 17  |
| ALL-AMERICAN BOWL     |     |     |
| Indiana (N)           | 27  | 13  |
|                       | 393 | 218 |
| 1987 (11-1-0)         | FSU | FOE |
| Texas Tech (H)        | 40  | 16  |
| East Carolina (A)     | 44  | 3   |
| Memphis State (H)     | 41  | 24  |
| Michigan State (A)    | 31  | 3   |
| Miami (FL) (H)**      | 25  | 26  |
| So. Mississippi (A)   | 61  | 10  |
| Louisville (H)        | 32  | 9   |
| Tulane (H)            | 73  | 14  |
| Auburn (A)            | 34  | 6   |
| Furman (H)            | 41  | 10  |
| Florida (A)           | 28  | 14  |
| FIESTA BOWL           |     |     |
| Nebraska (N)          | 31  | 28  |
|                       | 481 | 163 |
| 1988 (11-1-0)         | FSU | FOE |
| Miami (A)             | 0   | 31  |
| So. Mississippi (H)   | 49  | 13  |
| Clemson (A)           | 24  | 21  |
| Michigan State (H)    | 30  | 7   |
| Tulane (A)            | 48  | 28  |
| Georgia So. (H)**     | 28  | 10  |
| East Carolina (H)     | 45  | 21  |
| Louisiana Tech (H)    | 66  | 3   |
| South Carolina (A)    | 59  | 0   |
| Virginia Tech (H)     | 41  | 14  |
| Florida (H)           | 52  | 17  |
| SUGAR BOWL            |     |     |
| Auburn (N)            | 13  | 7   |
|                       | 455 | 172 |



Seminole fans have had plenty to cheer about during Bobby Bowden's 13-year reign as Florida State head coach.

## BOWL GAMES IN REVIEW

### 1950 CIGAR BOWL FLORIDA STATE 19 WOFFORD 6

TAMPA, Fla. (Jan. 2, 1950) - Red Parrish scored twice and Buddy Strauss rushed for 132 yards to give underdog Florida State a 19-6 win over Wofford in the Cigar Bowl football game.

The victory was a come-from-behind effort by the Seminoles as the Terriers scored only moments into the contest to make the score 6-0. That touchdown came when Wofford defenders blocked a Bo Manuel punt and recovered it in the end zone. The extra point attempt was not good.

For the balance of the first quarter, Florida State mounted several drives that stalled around midfield while Wofford netted virtually nothing offensively. Early in the second period, however, Wofford had its first real threat. It died on the Seminoles' 16-yard-line when Bill Dawkins intercepted a pass and returned it to the Terrier 20. Shortly after, Parrish bolted to the Tribe's initial touchdown that tied the score at 6-6.

Late in the half the Seminoles got cranked up again. Strauss busted up the middle for a 15-yard gain, and an interference penalty pushed Florida State into Wofford territory. On the next play, Parrish lofted a left-handed halfback pass to Norman Eubanks, who made a spectacular catch; the extra point sent the Seminoles to the locker room with a 13-6 lead.

The third period was a dogged defensive battle with no serious scoring threats. But in the final period FSU pinned Wofford deep in its own territory with a 63-yard Manuel punt. After the Terriers fumbled on their own 8, the Seminoles were unable to cash in as Parrish came up a foot short on fourth down.

Unable to move the ball out of the deep hole, Wofford was forced to punt, giving the Seminoles excellent field position with only minutes remaining. This time Don Veller's team wasted no time cashing in. With only seconds showing on the clock, Parrish sliced in from the five and Florida State had a 19-6 upset victory.

### 1955 SUN BOWL TEXAS WESTERN 47 FLORIDA STATE 20

EL PASO, Tex. (Jan. 1, 1955) - Florida State's defense collapsed in the second quarter, allowing Texas Western to move well ahead and capture a 47-20 Sun Bowl victory.

With the score tied 7-7 at the end of the first period, the underdog Miners put together a magnificent 28-point quarter that buried the Seminoles on this steamy January afternoon. Texas Western quarterback John Griner ran the option to perfection in that second quarter, and the Seminoles, fighting a blinding sun and high altitude, just couldn't keep pace.

After leading 7-0 in the first four minutes of this 20th renewal of the Sun Bowl, the Seminoles allowed the Miners to tie the score late in the period. On the first play of the second quarter, Florida State fumbled on its own 24 and Texas Western needed only two plays to grab its first lead of the day. That touchdown came on a nifty run by

Miner ace Jesse Whittenton.

At that point the flood gates opened. Tom Nugent's Seminoles made three more costly mistakes in the quarter that led directly to Texas Western touchdowns, and the homestanding Miners eased into the locker room with a 34-7 advantage.

In the final half, the Miners ran the count to 41-7 before the Tribe managed to get on the board for the second time in the afternoon. Quarterback Len Swantic led a third quarter drive that was sparked by a 43-yard touchdown pass to Tom Feamster. But Western wasted no time in countering that Seminole score. On the next kickoff, Bob Forrest raced 95 yards for the final Miner touchdown of the day.

The Seminoles were able to tack on a final tally in the fourth period. Harry Massey hit Bill Odom on a 16-yard pass play for the score.

### 1958 BLUEGRASS BOWL OKLAHOMA STATE 15 FLORIDA STATE 6

LOUISVILLE, Ky. (Dec. 13, 1958) - A frantic fourth-quarter comeback was not to be as Florida State couldn't fight off the bitter cold and Oklahoma State went home with a 15-6 victory in the only Bluegrass Bowl ever played.

A crowd of just over 7,000 was able to brave the 10-degree weather for the first-ever meeting between the two schools. Players on both teams wore tennis shoes in an effort to combat the frozen turf. It was the Seminoles' first nationally televised game and a relatively obscure Howard Cosell handled the broadcast that day.

Florida State got off to a good start in this one, mounting two drives deep into OSU territory. Both times it came up empty-handed though, as field goal attempts from the 16 and 23 fell short.

Oklahoma State managed to dent the scoreboard early in the second quarter as swift halfback Duane Wood sprinted in from the Florida State 17.

Unable to get anything going in that second period, the Seminoles were forced to rely on their defense. The last assault came in the final two minutes of the half. The Cowboys drove inside the Florida State 5, on a fourth down play with 1:15 left, FSU's Ron Hinson stopped Forrest Campbell one foot from paydirt. That sent the clubs to the locker room with the score 7-0.

Early in the third period the Seminoles did themselves in with a pair of fumbles. The second miscue set up the Cowboys at the Florida State 39. It took 10 plays but Wood finally scored his second touchdown and caught a two-point conversion to make it 15-0.

### 1965 GATOR BOWL FLORIDA STATE 36 OKLAHOMA 19

JACKSONVILLE, Fla. (Jan. 2, 1965) - A brilliant passing combination of Steve Tensi and Fred Biletnikoff rewrote the Gator Bowl record book and gave the upstart Seminoles an impressive 36-19 victory

over Oklahoma in this post-season event.

The Florida State victory will long be remembered as one of the greatest passing shows in the history of college football. Tensi completed 23 of 36 passes for 303 yards and five touchdowns while Biletnikoff hauled in 13 for 192 yards and four TDs. Both players signed professional contracts on the field at the completion of the game.

Oklahoma claimed the first break of the day as Tensi was intercepted. The Sooners marched to the Seminole 34, but on third down FSU defensive back Howard Ehler picked off an OU pass and sailed 63 yards for the initial touchdown. Later in the quarter, the Sooners came back to claim the 7-6 lead. That lead lasted only as long as it took the Tribe to move 90 yards.

Phil Spooner was instrumental in the drive and Tensi continued to pick the OU defense apart. From the 15, Tensi hit Biletnikoff for a 12-7 lead. Twice more before the intermission, Tensi found Biletnikoff for touchdowns. The first score followed a George D'Allesandro fumble recovery and the second came on a long drive against the clock. The halftime score was 24-7.

Early in the second half, Oklahoma recovered a Seminole fumble and cut the lead to 24-13, but as the third period drew to a close the Seminoles executed an 82-yard drive. On the last play of the quarter Tensi hit Don Floyd for the touchdown.

With 10 minutes left and the score at 30-19, it was time for the Seminole defense to take over. Two drives late in the game came up short for the Sooners and finally FSU tacked on its final TD - a 14-yard Tensi-to-Biletnikoff toss that made it 36-19.

## 1966 SUN BOWL WYOMING 28 FLORIDA STATE 20

EL PASO, Tex. (Dec. 24, 1966) - Florida State's vaunted passing attack was not enough to overcome a stingy Wyoming defense, and the Seminoles fell 28-20 in their second try for a Sun Bowl title.

Though the Seminoles got a couple of early breaks it was the Cowboys who drew first blood. The initial score came on a Jim Kiick plunge, and the score stood 7-0 at the end of the first period. Florida State bounced back, however, as Bill Moreman fell on a Vic Washington fumble and FSU had the ball at the Wyoming 49. From there Kim Hammond found Ron Sellers for the tying touchdown.

The Seminoles managed to grab the lead in the game shortly before the intermission. This time Hammond hit T.K. Wetherell behind the Cowboy secondary for a 54-yard scoring strike. At the half it was 14-7.

It didn't take long for the Cowboys to tie the score. Early in the second half Wyoming quarterback Rick Egloff found Jerry Marion for a 39-yard touchdown. Late in the third quarter the Cowboys went ahead to stay. Kiick, who gained 135 yards on 23 carries, picked up 43 of them on a touchdown run that gave the Cowboys a 21-14 lead.

Florida State made a last-ditch attempt to regain a part of the lead as time ticked away in the final quarter. Hammond hit Sellers in Wyoming territory. As the lanky receiver was hit, he fumbled the ball and it was recovered by teammate Chip Glass at the Cowboy five. But the tenacious Wyoming defense held in the final three minutes. From there Wyoming used a pair of 15-yard penalties and the running of Kiick to drive to the FSU 14 in the waning minutes. Egloff scampered into the end zone for the final Cowboy touchdown.

## 1967 GATOR BOWL FLORIDA STATE 17 PENN STATE 17

JACKSONVILLE, Fla. (Dec. 30, 1967) - Penn State jumped to a commanding 17-point lead at intermission but Florida State battled back in the second half to gain an exciting 17-17 tie.

The Seminoles received the opening kickoff, but stalled at the Penn State 25. The Lions fumbled after one play, but an intercepted pass gave them the ball back and they got the first score on a 27-yard field goal by Tom Sherman in the closing minutes of the first quarter.

Late in the second period, Sherman passed to Jack Curry on a 10-yard touchdown play and then came back to hit All-America tight end Ted Kwalick with seconds remaining in the half. The Seminoles were completely stopped before intermission as Penn State threw up a stingy defense that kept Kim Hammond and his mates at bay.

The momentum changed in the second half, however. Penn State received the kick but was forced to punt. The Tribe drove quickly to the Lion 1 and couldn't punch the ball in. On the next series, the Lions gambled on fourth down at their own 15 and the Seminole defense held. Three plays later Hammond passed to Ron Sellers for the initial Florida State score.

When Lion halfback Charlie Pittman fumbled the ball on the kickoff, the Seminoles were back in business at the Penn State 22. Passes to Sellers and Bill Moreman moved the ball to the 1 and from there Hammond took it on himself to cut the lead to 17-14.

With just over a minute to play in the game, Hammond directed a picture-perfect drive from the Seminole 31 to the Penn State 15. There Florida State was faced with a fourth-and-five situation with 17 seconds remaining. Coach Bill Peterson decided to go for the sure three points and a tie rather than risk a 17-14 loss. Grant Guthrie booted the field goal and the 1967 Gator Bowl had co-champions.

## 1968 PEACH BOWL LOUISIANA STATE 31 FLORIDA STATE 27

ATLANTA, Ga. (Dec. 30, 1968) - Competing in its fourth consecutive bowl game, Florida State couldn't outscore Louisiana State and the Seminoles fell 31-27 in a soggy game that initiated Atlanta's Peach Bowl.

The Seminoles had been considered a slight favorite in the game until the teams took the field for the pre-game warmups. It was at that point the rain began to fall and it didn't let up until the final minutes of the contest played at Georgia Tech's Grant Field.

Despite the rain, the Seminoles wasted little time getting on the scoreboard. LSU won the toss but the Tigers bobbled the ball and FSU's John Crowe pounced on it at the Tiger 36. Tom Bailey swept around right end on the game's first play from scrimmage and went all the way for the touchdown.

That was the only score of the first period, however, as a heavy rain hampered both teams. In the first period, the Seminoles recovered two more LSU fumbles and intercepted a Tiger pass.

Early in the second period Bill Cappleman capped a 75-yard drive with a 21-yard touchdown pass to Bill Gunter that gave the Tribe a 13-0 lead. LSU's first score came midway through the second period on a 39-yard punt return of a stray Bill Cheshire kick. A 32-

yard field goal in the waning minutes of the half cut the Seminole lead to 13-10 at intermission.

The Tigers came roaring back in the third period and a pair of touchdowns staked them to a 24-13 lead. But the Seminoles were not finished. A fourth-quarter Cappleman-to-Sellers pass brought Florida State within five, and with 6:15 left in the game it went on top 27-24 with a Cappleman-Sellers aerial and a two-point conversion pass to Chip Glass. But the Seminole lead was short lived as LSU drove in for the winning touchdown with 2:39 left in the game. The Tribe's last ditch effort fell short when a fourth down pass intended for Sellers was tipped away in the waning moments, leaving FSU on the short end of a 31-27 score.

## 1971 FIESTA BOWL ARIZONA STATE 45 FLORIDA STATE 38

TEMPE, Ariz. (Dec. 27, 1971) - In one of the most dazzling offensive shows in bowl history, Arizona State managed to score with 34 seconds remaining in the game to capture the first ever Fiesta Bowl 45-38.

Over 51,000 partisan Arizona State fans crowded into Sun Devil Stadium and Ray Scott was on hand to call the shots over a 140-station TV network. Florida State's initial drive stalled and Arizona State wasted no time in grabbing a 7-0 lead. FSU's Barry Smith brought the kickoff back 49 yards and like lightning Gary Huff and his mates tied the score. Huff's passes put the Tribe at the 1 and from there Paul Magalski got the six points.

Thirty-two points went on the board in the second quarter. The locals drew first blood, but soon a field goal by Frank Fontes moved the Seminoles to within one at 14-13. The momentum seemed to swing to Florida State as it raced 63 yards on a later drive and added a two-point conversion to lead 21-14. With just over two minutes left in the half, ASU's Danny White hit Steve Holden for a 55-yard scoring pass that tied it at 21-21.

At that point the Seminoles proved they had come to play. Huff



Noseguard Ron Simmons was the anchor of FSU's nationally-ranked defense that took the Seminoles to its first New Year's Day bowl games, the 1980 and 1981 Orange Bowls, and its first undefeated regular season (1979).

put on a brilliant passing display, hitting Kent Gaydos for 46 yards to the Sun Devil 10. With time running out, Rhett Dawson snared his second touchdown pass of the day to give the Tribe a 28-21 lead at halftime.

The third quarter was all Arizona State. Holding the ball almost the entire quarter, the Sun Devils put 10 points on the board and led 31-28 heading into the final stanza. Early in that last quarter, Florida State culminated a 75-yard drive with a field goal to tie the game at 31-31. On an exchange of punts, Holden hurt the Seminoles again. This time he returned a Dwane Carroll punt 63 yards for a touchdown. Florida State came back to tie the game again as Dawson made a sensational touchdown grab between two defenders with 4:44 left in the contest.

A final ASU drive resulted in a Woody Green score with 34 seconds left to provide the final margin.

## 1977 TANGERINE BOWL FLORIDA STATE 40 TEXAS TECH 17

ORLANDO, Fla. (Dec. 23, 1977) - Florida State, making its first bowl appearance in seven years, demolished Texas Tech, 40-17, in the 32nd Tangerine Bowl.

A record-breaking crowd of 44,502 witnessed almost total domination by the Seminoles, who became the only Division I school playing major college football in Florida to achieve 10 victories in a single season.

FSU jumped ahead with 5:50 remaining in the opening quarter on a 23-yard Dave Cappelen field goal. It stayed that way until Mike Mock of Texas Tech evened the count with a 24-yarder early in the second quarter. At that point, however, the Seminoles took over. It was a 93-yard kickoff return by Larry Key following the Tech field goal that gave the Seminoles the lead for good.

Later in the same quarter, quarterback Jimmy Jordan found tight end Grady King on a 37-yard scoring pass that boosted the Seminole lead to 16-3 at intermission.

The Seminoles continued to add to their cushion in the third quarter. First Jordan found Mike Shumann with a 40-yard scoring toss. Next Cappelen booted a 22-yard field goal. That made it 27-3.

Tech returned to the board with 7:46 remaining in the quarter on a 44-yard scoring pass to make it 27-9. The count remained that way until Wally Woodham found Roger Overby on a 15-yard scoring toss to increase the Seminole lead with just 3:34 left.

Neither team was through yet, however. Tech came back to score on a 21-yard run by Billy Taylor and with just 48 seconds remaining, FSU completed the scoring on a 44-yard pass involving Woodham and Chip Sanders.

## 1980 ORANGE BOWL OKLAHOMA 24 FLORIDA STATE 7

MIAMI, Fla. (Jan. 1, 1980) - Julius Caesar Watts and Heisman Trophy winner Billy Sims each rushed for more than 100 yards and a stingy Sooner defense held Florida State to 182 total yards as Oklahoma defeated Florida State 24-7 in the 46th annual Orange Bowl Classic.



For 17 minutes it appeared Florida State would see its dream of a 12-0 season and possible national championship come true as it took a 7-0 lead on a 1-yard Mike Whiting touchdown run in the first quarter.

FSU had a chance to double its lead just moments later when punter Fred Keeling's kick was blocked by cornerback Bobby Butler and recovered on the Oklahoma 17 by Keith Jones.

After a first down, FSU failed to gain more than two yards on three tries and Rick Stockstill fumbled a snap from center on an attempted field goal try, which resulted in Oklahoma stopping the FSU drive and gaining possession at its 19.

Following a 25-yard pickup by Sims and a sack by James Gilbert, Watts kept the ball on a sweep to the right and ran 61 yards for a score.

Watts' run was a sample of things to come for the Seminoles. Following the kickoff, Jimmy Jordan's first pass was picked off by Bud Herbert, who would go on to intercept three passes on the night, and returned to the Seminole 10. Two plays later, Stanley Wilson got the call from the five and rambled in for the score and a 14-7 Sooner lead.

Fred Keeling made it 17-7 at the half with a 24-yard field goal and the Sooners were on their way to victory.

The remainder of the game was a defensive standoff until Sims took a lateral from Watts and raced 22 yards into the Seminole end zone at the 7:13 mark of the fourth quarter.

For the game, Sims ended up the leading ground gainer with 164 yards on 24 carries. Watts tallied 127 yards on 15 attempts. FSU was outgained in the game by a 447-182 margin.

## 1981 ORANGE BOWL OKLAHOMA 18 FLORIDA STATE 17

MIAMI, Fla. (Jan. 1, 1981) - Oklahoma was not supposed to be able to pass. But that's what it took for the Sooners to beat Florida State in the 1981 Orange Bowl. With time running out and the Seminoles leading 17-10, J.C. Watts - a swift quarterback who led a notorious Oklahoma running game - drilled an 11-yard touchdown pass to split end Steve Rhodes with 1:27 remaining.

Going for the win on the conversion, Watts rolled to his right and hit tight end Steve Valora to give the Sooners an 18-17 win over upset-minded Florida State in the 47th annual Orange Bowl Classic.

Six hours earlier, Georgia defeated Notre Dame in the Sugar Bowl to wipe out any aspirations of a Seminole national championship. Ironically, the loss came in the same place (Orange Bowl) where hopes for a second undefeated regular season were erased by the University of Miami, 10-9.

A Florida State fumble recovery and a missed field goal kept Oklahoma off the board for the first quarter and FSU took a 6-0 lead when Ricky Williams capped off a 70-yard touchdown drive with a 1-yard plunge. Bill Capece converted and the Seminoles led by seven.

The score remained the same until Fred Keeling hit a 53-yard field goal with two seconds remaining in the half, as the Sooners moved to within four at 7-3.

Oklahoma took the second half kickoff and marched 78 yards for a touchdown and a 10-7 lead. On second and goal from the FSU four, halfback David Overstreet took a pitchout to the right and scored easily.

On the following series, FSU drove from its own 20 to the

Oklahoma 27, only to watch Capece's 44-yard field goal attempt sail to the right. The Seminoles recovered a Watts fumble three plays later, and this time Capece's field goal from 19 yards was good and the Seminoles tied the score at 10.

With 13 minutes left in the game, Keeling dropped back to his own 18 to punt. The snap sailed through his hands and into the end zone where Bobby Butler recovered for a touchdown and a 17-10 Seminole lead.

The teams traded punts and Oklahoma took over on its own 22-yard line trailing by seven with 3:30 on the clock. At this point, Watts abandoned the forte of the Sooner offense - running - and went to the air.

Facing a third and nine on the OU 23, Watts hit split end Steve Rhodes with a 42-yard pass to the FSU 35. Chet Winters hauled in a 14-yard pass to the Florida State 21 for another first down.

After one more first down on a 10-yard scramble by Watts, the senior quarterback found Rhodes in the end zone for the touchdown.

Two completed passes gave Florida State the ball on the Oklahoma 45 with just five seconds remaining. Capece attempted to give Florida State the win with a 62-yard field goal, but the attempt fell six yards short and the Seminoles had lost to the Sooners for the second straight time in the Orange Bowl.

## 1982 GATOR BOWL FLORIDA STATE 31 WEST VIRGINIA 12

JACKSONVILLE, Fla. (Dec. 30, 1982) - Greg Allen rambled for 138 yards and two scores, while surprise starter Blair Williams threw for 202 yards and another touchdown as Florida State upset West Virginia, 31-12, in the 38th annual Gator Bowl Classic.

Allen, who was named MVP for his performance, scored on third quarter runs of 29 and 1 yards to break open a tight game and give the Seminoles a 31-6 lead into the fourth quarter.

The victory lifted the Seminoles to 9-3 on the year and gave FSU Head Coach Bobby Bowden a win in his first encounter against the Mountaineers - the team he coached from 1970-75.

Florida State drew first blood in the game - taking a 3-0 lead on a 20-yard field goal by Philip Hall with 3:30 remaining in the first quarter. After being frustrated by a blocked field goal attempt on the first drive of the game, the Mountaineers came back to tie the game on the second play of the second quarter when All-America Paul Woodside hit a 48-yard field goal.

The Seminoles took the lead for good on the next play. Fielding Woodside's kickoff on the five, Billy Allen started up the middle and then broke to his left - going a Gator Bowl record 95 yards for a touchdown and a 10-3 FSU lead.

West Virginia added a late second-half field goal to cut the lead to 10-6, but Williams led FSU on a 63-yard drive for a touchdown with under one minute to play.

Taking over on its own 27, FSU got 31 yards from Greg Allen on a pair of sweep plays before the Mountaineers were hit with a 21-yard penalty on a pass interference call. With just 15 seconds remaining and the ball on the 27, Williams lofted a pass into the right corner of the end zone, where Dennis McKinnon went high over two WVU defenders to make a spectacular catch and give the Seminoles a 17-6 intermission lead.

The third quarter belonged to Greg Allen. Carrying the ball just five times, the sophomore tailback logged 52 yards - capping both

drives with touchdowns.

Florida State's defense, which was in the face of WVU quarterback Jeff Hostetler all night, controlled the final period by limiting the Mountaineers to just two possessions.

FSU limited Hostetler to just 10 completions in 28 attempts for 118 yards and two interceptions, while the Seminole offense was busy piling up 451 yards of total offense against a WVU defense that was ranked in the top 10 nationally.

## 1983 PEACH BOWL FLORIDA STATE 28 NORTH CAROLINA 3

ATLANTA, Ga. (Dec. 28, 1983) - Making his first-ever start at Florida State, Eric Thomas fired a pair of first quarter touchdown passes to lead the Seminoles to a stunning 28-3 win over North Carolina in the 16th Annual Peach Bowl Classic.

Thomas, a third-year sophomore who played sparingly throughout the year, led FSU on two long scoring drives on the Seminoles' first two possessions. On the first drive, Thomas directed a nine-play, 62-yard march from the Florida State 38. The drive ended when Thomas found Weegie Thompson in the right corner of the end zone from 15 yards out for the touchdown.

Following a strong defensive effort that forced a Tar Heel punt after three downs, Thomas took over again. Displaying veteran composure in eluding a UNC blitz, he found Thompson again with an 18-yard score for a 14-0 lead.

The Seminoles stretched their lead to 21-0 before the intermission. Midway through the second quarter, Pete Pantone fell on a fumbled punt return at the UNC 16. Rosie Snipes scored on a 1-yard run and Philip Hall added the conversion for a three touchdown lead at the half.

Turning in its best defensive effort of the season, Florida State held North Carolina to just three points on a 36-yard field goal by Brooks Barwick with 10:22 remaining in the game. Defensive MVP Alphonso Carreker led the Seminoles, who held the outstanding Tar Heel running attack to only 32 net yards on the ground. In the game, UNC could manage only 198 yards in total offense.

In the second half, the Seminoles used a ball control offense that accounted for 265 yards on the ground to limit any hopes of a Carolina comeback. Greg Allen and Cletis Jones led FSU's assault, piling up a combined 176 yards on 37 carries.

Florida State scored its last touchdown on a 1-yard run by Thomas after the Seminoles used an 11 -play, 88-yard drive to eat up all but 31 seconds of the fourth quarter clock. Thomas' two touchdown passes and running off the option play earned him offensive MVP honors.

## 1984 CITRUS BOWL FLORIDA STATE 17 GEORGIA 17

ORLANDO, Fla. (Dec. 21, 1984) - By blocking its ninth punt of the season, Florida State scored late in the fourth quarter to escape with a 17-17 tie with Georgia, in front of 51,821 fans in the Florida Citrus Bowl.

Leading 17-9 with 3:58 left, Georgia punter Chip Andrews

dropped back to receive the center snap when FSU's Lenny Chavers burst through the middle of the Bulldog line to block the punt. Special team phenomenon Joe Wessel scooped up the loose ball and returned it 14 yards for his fourth touchdown of the season off of a blocked kick.

"I knew I was going to get it," Chavers said. "I went to the referee and told him I was going to do it."

Florida State fell behind 14-0 at the half, and needed the blocked punt to tie the score at 17.

The Bulldogs took control in the second quarter, scoring on runs of 2 and 4 yards by running back Lars Tate, who gained 75 yards and was named Offensive Player of the Game.

Tate's second touchdown was set up when cornerback Kevin Harris picked off an Eric Thomas pass and returned it 18 yards to the FSU 13 with 1:22 remaining in the first half.

Florida State got on track early in the third quarter, as it marched 67 yards with the second half kickoff to set up a 32-yard field goal by Derek Schmidt.

The Seminoles' next score came with 14:12 left in the game when Tony Smith, who finished the day with 68 yards on 10 carries, bolted over from the 1.

Held to 134 yards of total offense by a stingy Florida State defense, Georgia scored its only points of the second half with 12:10 left in the game on a 36-yard field goal by Kevin Butler.

The FSU defense was led by linebacker Henry Taylor and safety Billy Allen, both of whom registered 11 tackles.

While the defense had success stopping the Georgia offensive attack, Florida State's offense sputtered throughout much of the game, gaining only 246 yards of total offense.

Georgia did mount a late scoring threat when it took possession of the ball on the Florida State 46-yard line with 21 seconds left. After two incomplete passes, the Bulldogs lined up to attempt a 70-yard field goal by All-America Kevin Butler. Butler's attempt fell just short as time expired.

## 1985 GATOR BOWL FLORIDA STATE 34 OKLAHOMA STATE 23

JACKSONVILLE, Fla. (Dec. 30, 1985) - Freshman quarterback Chip Ferguson threw for 338 yards and a pair of touchdowns and Tony Smith added 201 yards rushing as Florida State rolled over Oklahoma State 34-23 in the 41st annual Gator Bowl Classic.

FSU, which entered the game minus its top three receivers, fooled Oklahoma State by throwing on 15 of the first 20 plays of the game. Two Derek Schmidt field goals of 23 and 39 yards with a 39-yard touchdown play to Herb Gainer sandwiched in between gave FSU a 13-0 halftime lead.

Oklahoma State got on the scoreboard immediately following the intermission when a Ronnie Williams-directed drive of 63 yards ended in a 33-yard field goal by Brad Dennis.

But Ferguson, who was named the game's MVP, went back to the air, taking the Seminoles 73 yards on the next series and handing off to senior fullback Cletis Jones for a 3-yard touchdown run. An interception by Deion Sanders immediately gave the ball back to FSU and Ferguson, working from the OSU 36-yard line, used just five plays before hitting Gainer once again on a 19-yard touchdown pass. That sent the score to 27-3 in the Seminoles' favor.

Oklahoma State didn't give up, with Williams' marching 79 yards on the next series and passing 29 yards to All-America tailback

Thurman Thomas for a Cowboy TD. Following a Ferguson fumble, Williams handed off to Thomas, who threw back to the quarterback for a 12-yard TD that closed the score to 27-17.

Early in the fourth quarter, Ferguson scored from 1 yard out to give the Seminoles a 17-point cushion. The Cowboys added a late touchdown on a Williams-to-Hart Lee Dykes 31-yard pass play.

FSU sophomore wide receiver Randy White, who had never caught a pass in college, caught four first-half passes for 87 yards while Gainer, who had caught just five during the regular season, hauled in seven for 148 yards and two TDs. Smith's 201 rushing yards came on just 24 carries, many of them on draw plays that FSU mixed effectively with the pass.

The Seminole defense held the heralded Thomas in check the entire game, holding him to just 97 yards on 26 attempts.

Florida State finished the season with a 9-3-0 record while defending Gator Bowl champion OSU fell to 8-4-0 before 79,417 in the Gator Bowl.

## 1986 ALL-AMERICAN BOWL FLORIDA STATE 27 INDIANA 13

BIRMINGHAM, Ala. (Dec. 31, 1986) - Tailback Sammie Smith rushed for 205 yards and two touchdowns as Florida State scored a 27-13 win over Indiana in the 10th annual All-American Bowl.

Although Florida State was outgained in total yards and time of possession, Indiana seemed to be its own worst enemy, missing four scoring opportunities inside the FSU 31-yard line. The Hoosiers gained 383 yards to the Seminoles' 342 and held on to the ball almost 15 minutes more than FSU.

The Hoosiers scored first in the game. After driving 60 yards in 13 plays, Pete Stoyanovich kicked a 35-yard field goal to give his team the 3-0 lead.

FSU turned to Smith, a redshirt freshman. He ran for 28 yards on four carries and caught a pass for seven more as the Seminoles moved down the field. His four-yard TD run capped the drive. Derek Schmidt's PAT was blocked as FSU took a 6-3 lead.

Indiana's next drive, after covering 46 yards, was stalled when Stoyanovich missed a 47-yard field goal.

Florida State picked up another touchdown before the half when Smith scored on a 9-yard romp. The Seminoles would carry that 13-3 lead into intermission after another Indiana drive stalled with a missed field goal.


FSU made it 20-3 on the first possession of the second half when Smith ran three times for 20 yards and the Holloman brothers did the rest. The drive was sparked by a 36-yard reverse by Darrin, while senior Tanner collected 15 yards, including an 8-yard TD.

IU came right back on a long drive of its own, but Stoyanovich missed a third time, this one from 49 yards out. The Hoosier defense continued to hold the Seminoles and late in the third period, Indiana made an attempt to get back into the game. First, Tony Buford pulled in a 20-yard pass from Kramme at the FSU 37. Freshman running back Anthony Thompson then gained 17 tough yards on five carries to push the Hoosiers to the FSU 4. Fullback Andre Powell closed the gap to 20-10 with a 2-yard plunge at the 1:19 mark of the quarter.

Following an interception in the opening minutes of the fourth quarter, Indiana drove 56 yards on seven plays and a Stoyanovich 30-yard field goal closed the score to 20-13.

But FSU marched right back behind a handful of carries by Smith that netted 44 yards, and scored on a 10-yard run by Tanner Holloman.

For his performance, Smith was awarded the MVP trophy and the Seminoles finished the season with a 7-4-1 record.



Quarterback Danny McManus was the MVP of the 1988 Fiesta Bowl as he led the Seminoles to a come-from-behind win over Nebraska, passing for over 375 yards, including the winning touchdown on a fourth-and-15 play late in the fourth quarter.

## 1988 FIESTA BOWL FLORIDA STATE 31 NEBRASKA 28

TEMPE, Ariz. (Jan. 1, 1988)—Florida State quarterback Danny McManus hit wide receiver Ronald Lewis on a fourth and 15 touchdown play late in the fourth quarter as FSU bounced back to win the Fiesta Bowl over Nebraska 31-28.

Nebraska struck quickly on this day on a 3-yard run by tailback Keith Jones and a 52-yard punt return by Dana Brinson. At the end of one, Florida State trailed 14-0.

FSU scored 21 points in the second quarter after abandoning the run and turning to the hot hand of McManus, who would be named the game's offensive MVP. When it was over, McManus had broken Fiesta Bowl records for passes attempted (51) and yards (375).

The second quarter was all Garnet and Gold. A Deion Sanders interception of a Steve Taylor pass gave the Seminoles the football at the Husker 40. Six plays later, Herb Gainer snagged the first of his two TDs, this one a 10-yarder.

The Florida State defense continued to tighten. A Paul McGowan fumble recovery after an Eric Williams hit turned the ball back to the

offense. Seventy-five yards later, McManus handed off to Dayne Williams for the 1-yard TD run.

Florida State scored on its third consecutive possession with just 44 seconds left in the half. McManus connected with Gainer from 25 yards out and the Seminoles enjoyed a 21-14 lead.

The Huskers evened the score at 21-21 when they took the second half kickoff and marched 77 yards behind Taylor, who took it in from the 2. McManus brought his club right back, taking the 24-21 lead on a Derek Schmidt 32-yard field goal. With 40 seconds left in the third period, fullback Tyreese Knox put Nebraska back on top on a 4-yard run.

The fourth period proved to be the culmination of an exciting afternoon for the crowd of 72,112 in Sun Devil Stadium. Nebraska's offense drove up the field, using six minutes of clock time as the game wound down. Camped at the Tribe 2 on second and goal, the Huskers were set to deal the final blow. But as Knox got the handoff, the ball popped loose and FSU's Eric Hayes recovered.

With 6:58 left, McManus needed a touchdown for a Florida State win. Starting from his own 3, the senior led his team down to the Nebraska 2—the big play coming on a 43-yard pass to tailback Dexter Carter. A dead ball foul pushed the Seminoles back to the 18 and two plays later, McManus faced fourth and goal from the 15. He took the snap and hit Lewis on the square-in pattern for the winning touchdown.

FSU outgained the powerful Nebraska offense, 457 yards to 384. McManus completed 28 of his 51 attempts for 375 yards and three touchdowns while Taylor completed just seven of 14 for 142 yards. Ten of McManus' passes went to seniors Pat Carter (5-54) and

Gainer (5-89) while Lewis and Dexter Carter caught four each.

Florida State finished the season 11-1 and was voted runnerup in both the *Associated Press* and *United Press International* polls to national champion Miami.

## 1989 USF&G SUGAR BOWL FLORIDA STATE 13 AUBURN 7

NEW ORLEANS, La. (Jan. 2, 1989)—Sammie Smith rushed for 115 yards on 24 carries and All-America Deion Sanders intercepted a pass in the end zone on the game's final play to lead Florida State to a 13-7 victory over SEC champion Auburn in the 55th USF&G Sugar Bowl.

The victory, before an ABC national television audience, gave FSU an 11-game win streak and a ranking of third in the final AP and UPI polls. It also marked the seventh consecutive bowl championship for FSU.

Florida State scored 10 points in the first quarter and it would be enough for the Seminole defense, which came into the game less-heralded than its Auburn counterpart. FSU limited the Tigers to 108 yards on the ground and 270 total yards. The Tribe recovered a pair of fumbles and grabbed three interceptions, including Sanders' game-saver.

Smith powered the Florida State offense early with 73 yards in the first half alone. He earned the Miller-Digby Award as the game's Most Valuable Player and became the first back to gain over 100 yards on Auburn's defense in 25 games.

Florida State opened the game with an impressive 12-play, 84-yard drive. Smith gained 50 yards as the Tribe surprised Auburn by running the ball up the middle. Dayne Williams got the touchdown on a two yard run at 9:48 of the first quarter.

After a Stan Shiver interception, FSU's Bill Mason added a 35-yard field goal to give the Seminoles a 10-0 lead. After a fumble recovery, Florida State drove to the Auburn two, but a fake field goal attempt failed.

The next time the Seminoles got the ball, after a Dedrick Dodge interception, FSU capitalized by driving 24 yards in eight plays for a 31-yard Mason field goal.

The teams exchanged punts on their next possession before Auburn drove for its lone score of the game. The Tigers took the ball on their own 49 and went 51 yards in seven plays for the TD. Slack threw a 20-yard touchdown pass to Walter Reeves to bring Auburn within six at 13-7.

It was as close as Auburn would get. In fact, neither team would score again as defense dominated the second half. Both teams had opportunities, which turnovers killed.

As the fourth period began, FSU was on the Auburn one following a 68-yard, 17-play drive. On third and goal, Chip Ferguson's lateral to Sammie Smith got away and Auburn recovered. The Tigers turned around and drove to the FSU 15-yard line.

On fourth and nine from FSU's 15, Howard Dinkins pressured Auburn QB Slack and he was called for intentional grounding. After a punt by Tim Corlew pinned Auburn at its own four with 3:28, the Tigers put together a last-ditch drive to win the game.

With Slack completing passes to receivers Reeves, Lawyer Tillman and Freddy Weygard, the Tigers converted in fourth down situations three times. But on third and ten from the FSU 22 and five seconds remaining, the Tigers went at FSU's All-American once too often. Sanders picked off Slack's pass in the end zone and one play later Florida State had its first Sugar Bowl victory.



Although FSU's passing game was held in check by Auburn's top-rated defense during the Sugar Bowl, receivers like Terry Anthony (8), made some key catches to help the Seminoles to the victory for their seventh straight bowl championship.

## FSU BOWL RECORDS

## INDIVIDUAL RECORDS

## TOTAL OFFENSE

**Most Plays** - 61, Kim Hammond vs. Penn State, 1967 Gator Bowl  
**Most Yards Total Offense** - 401, Danny McManus vs. Nebraska, 1988

**Most Touchdowns Responsible For** - 5, Steve Tensi vs. Oklahoma, 1965 Gator Bowl

## RUSHING

**Most Rushes** - 27, Phil Spooner vs. Oklahoma, 1965 Gator Bowl  
**Most Yards Gained** - 205, Sammie Smith vs. Indiana, 1986 All-American Bowl

**Most TDs Rushing** - 2, Greg Allen vs. West Virginia, 1982 Gator Bowl; Sammie Smith and Tanner Holloman vs. Indiana, 1986 All-American Bowl; Dayne Williams, 1988 Fiesta Bowl

**Longest Rush** - 65, Dennis McKinnon vs. West Virginia 1982 Gator Bowl

**Highest Average Per Rush** - 8.4, (24-202), Tony Smith vs. Oklahoma State, 1985 Gator Bowl

## PASSING

**Most Passes Attempted** - 53, Kim Hammond vs. Penn State, 1967 Gator Bowl

**Most Passes Completed** - 37, Kim Hammond vs. Penn State, 1967 Gator Bowl

**Most Passes Had Intercepted** - 4, Kim Hammond vs. Penn State, 1967 Gator Bowl; Steve Tensi vs. Oklahoma, 1965 Gator Bowl

**Most Yards Gained** - 375, Danny McManus vs. Nebraska, 1988  
**Most Touchdown Passes** - 5, Steve Tensi vs. Oklahoma, 1965 Gator Bowl

**Longest Pass** - 46, Kent Gaydos from Gary Huff vs. Arizona State, 1971 Fiesta Bowl

## RECEIVING

**Most Passes Caught** - 14, Ron Sellers vs. Penn State, 1967 Gator Bowl

**Most Yards Gained** - 192, Fred Biletnikoff vs. Oklahoma, 1965 Gator Bowl

**Most TD Passes Caught** - 4, Fred Biletnikoff vs. Oklahoma, 1965 Gator Bowl

## PUNTING

**Most Punts** - 9, Rohn Stark vs. Oklahoma, 1980 Orange Bowl; Bill Cheshire vs. LSU, 1968 Peach Bowl

**Highest Average** - 47.5, Louis Berry vs. Oklahoma State, 1985 Gator Bowl

**Most Yards on Punts** - 380, Rohn Stark vs. Oklahoma, 1980 Orange Bowl

**Longest Punt** - 70, Rohn Stark vs. Oklahoma, 1980 Orange Bowl

## PUNT RETURNS

**Most Punt Returns** - 5, Jessie Hester vs. North Carolina, 1983 Peach Bowl

**Most Yards on Punt Returns** - 73, Billy Graham vs. Texas Western, 1955 Sun Bowl

**Longest Punt Return** - 35, Lenny Chavers vs. Georgia, 1984 Citrus Bowl

## KICKOFF RETURNS

**Most Kickoff Returns** - 5, Barry Smith vs. Arizona State, 1971 Fiesta Bowl

**Most Yards on Kickoff Returns** - 143, Barry Smith vs. Arizona State, 1971 Fiesta Bowl

**Most TDs on Kickoff Returns** - 1, Billy Allen vs. West Virginia, 1982 Gator Bowl; Larry Key vs. Texas Tech, 1977 Tangerine Bowl

**Longest Kickoff Return** - 95, Billy Allen vs. West Virginia, 1982 Gator Bowl (TD)

## INTERCEPTIONS

**Most Passes Intercepted** - 2, Brian McCrary vs. West Virginia, 1982 Gator Bowl

**Most Yards on Interceptions** - 69, Howard Ehler vs. Oklahoma, 1965 Gator Bowl

**Longest Interception Return** - 69, Howard Ehler vs. Oklahoma, 1965 Gator Bowl

## SCORING

**Most Points** - 24, Fred Biletnikoff vs. Oklahoma, 1965 Gator Bowl  
**Most Touchdowns** - 4, Fred Biletnikoff vs. Oklahoma, 1965 Gator Bowl

**Most PATs Attempted** - 4, Derek Schmidt vs. Oklahoma State, 1985 Gator Bowl, vs. Indiana, 1986 All-American Bowl, and vs. Nebraska, 1988 Fiesta Bowl; Philip Hall vs. North Carolina, 1983 Peach Bowl and vs. West Virginia, 1982 Gator Bowl; Dave Cappelen vs. Texas Tech, 1977 Tangerine Bowl

**Most PATs Made** - 4, Derek Schmidt vs. Oklahoma State, 1985 Gator Bowl, vs. Indiana, 1986 All-American Bowl, and vs. Nebraska, 1988 Fiesta Bowl; Philip Hall vs. North Carolina, 1983 Peach Bowl and vs. West Virginia, 1982 Gator Bowl

**Most Points Kicking** - 12, Frank Fontes vs. Arizona State, 1971 Fiesta Bowl

**FIELD GOALS**

**Most Field Goals Attempted** - 4, Bill Capece vs. Oklahoma, 1981 Orange Bowl  
**Most Field Goals Made** - 3, Frank Fontes vs. Arizona State, 1971 Fiesta Bowl  
**Longest Field Goal Made** - 42, Frank Fontes vs. Arizona State, 1971 Fiesta Bowl

## TEAM RECORDS - Single-Game Offense

**TOTAL OFFENSE**

**Most Yards Gained** - 569 vs. Oklahoma State, 1985 Gator Bowl  
**Most Yards Gained, Both Teams** - 938 vs. Oklahoma State, 1985 Gator Bowl

**RUSHING**

**Most Yards Gained** - 364 vs. North Carolina, 1983 Peach Bowl  
**Most Yards Gained, Both Teams** - 562 vs. North Carolina, 1983 Peach Bowl  
**Most Touchdowns** - 4 vs. Indiana, 1986 All-American Bowl

**PASSING**

**Most Passes Attempted** - 55 vs. Penn State, 1967 Gator Bowl  
**Most Passes Completed** - 38 vs. Penn State, 1967 Gator Bowl  
**Most Passes Intercepted** - 4 vs. Penn State, 1967 Gator Bowl; vs. Oklahoma, 1965 Gator Bowl  
**Most Yards Gained** - 455 vs. Texas Tech, 1977 Tangerine Bowl  
**Most Yards Gained, Both Teams** - 734 vs. Texas Tech, 1977 Tangerine Bowl  
**Touchdown Passes** - 5 vs. Oklahoma, 1965 Gator Bowl

**PUNTING**

**Most Punts** - 9 vs. Oklahoma, 1980 Orange Bowl; vs. LSU, 1968 Peach Bowl; vs. Wyoming, 1966 Sun Bowl  
**Most Punts, Both Teams** - 17 vs. Wyoming, 1966 Sun Bowl  
**Highest Average** - 47.5 vs. Oklahoma State, 1985 Gator Bowl

**PUNT RETURNS**

**Most Punt Returns** - 5 vs. North Carolina, 1983 Peach Bowl; vs. Penn State, 1967 Gator Bowl  
**Most Yards Gained** - 62 vs. Georgia, 1984 Citrus Bowl

**KICKOFF RETURNS**

**Most Kickoff Returns** - 8, vs. Arizona State, 1971 Fiesta Bowl; vs. Texas Western, 1955 Sun Bowl  
**Most Yards Gained** - 184 vs. Arizona State, 1971 Fiesta Bowl

**Greatest Margin of Victory** - 25 vs. North Carolina, 1983 Peach Bowl  
**Greatest Margin of Defeat** - 27 vs. Texas Western, 1955 Sun Bowl  
**Most Touchdowns** - 5 vs. Texas Tech, 1977 Tangerine Bowl; vs. Oklahoma, 1965 Gator Bowl  
**Most PATs Made** - 4 vs. Nebraska, 1988 Fiesta Bowl; vs. Indiana, 1986 All-American Bowl; vs. Oklahoma State, 1985 Gator Bowl; vs. North Carolina, 1983 Peach Bowl; vs. West Virginia, 1982 Gator Bowl  
**Most Field Goals Made** - 3 vs. Arizona State, 1971 Fiesta Bowl

**FIRST DOWNS**

**Most First Downs** - 31 vs. Oklahoma State, 1985 Gator Bowl  
**Most First Downs, Both Teams** - 54 vs. Oklahoma State, 1985 Gator Bowl  
**Most Rushing First Downs** - 21 vs. Oklahoma, 1980 Orange Bowl  
**Most Passing First Downs** - 19 vs. Oklahoma State, 1985 Gator Bowl; vs. Nebraska, 1988 Fiesta Bowl

**FUMBLES**

**Most Fumbles Lost** - 2 vs. Oklahoma State, 1985 Gator Bowl; vs. Texas Tech, 1977 Tangerine Bowl; vs. Wyoming, 1966 Sun Bowl; vs. Oklahoma, 1965 Gator Bowl; vs. Oklahoma State, 1958 Bluegrass Bowl; vs. Texas Western, 1955 Sun Bowl  
**Most Fumbles Lost, Both Teams** - 5 vs. Oklahoma, 1981 Orange Bowl

## Single-Game Defense

**FIRST DOWNS**

**Fewest First Downs Allowed** - 6, Wofford, 1950 Cigar Bowl

**TOTAL DEFENSE**

**Fewest Yards** - 139, Wofford, 1950 Cigar Bowl  
**Most Yards** - 450, Arizona State, 1971 Fiesta Bowl

**RUSHING DEFENSE**

**Fewest Yards Rushing** - 32, North Carolina, 1983 Peach Bowl  
**Most Yards Rushing** - 411, Oklahoma, 1980 Orange Bowl

**PASS DEFENSE**

**Fewest Passes Attempted** - 4, Oklahoma, 1980 Orange Bowl  
**Fewest Passes Completed** - 2, Oklahoma, 1980 Orange Bowl  
**Fewest Yards Passing** - 36, Oklahoma, 1980 Orange Bowl  
**Most Yards Passing** - 279, Texas Tech, 1977 Tangerine Bowl  
**Most Passes Intercepted** - 3, Penn State, 1967 Gator Bowl; Auburn, 1989 Sugar Bowl


## BOBBY BOWDEN

- THE NATION'S THIRD WINNINGEST HEAD COACH
- 185 CAREER VICTORIES RANKS 16TH ON ALL-TIME LIST
- CONSECUTIVE 11-1 SEASONS IN 1987 AND 1988
- NATIONAL CHAMPION RUNNER-UP IN 1987 AND THIRD IN '88
- FIVE TIMES RANKED IN THE TOP TEN AT THE END OF THE SEASON
- THIRTY CONSECUTIVE WEEKS IN THE AP TOP TWENTY ENTERING 1989
- TEN BOWL APPEARANCES IN 13 YEARS, INCLUDING FOUR NEW YEAR'S DAY GAMES
- ONLY FOUR COACHES IN HISTORY HAVE MORE BOWL VICTORIES
- SEVEN CONSECUTIVE BOWL CHAMPIONSHIPS
- PROCLAIMED AS COLLEGE FOOTBALL'S "KING OF THE ROAD" WITH WINS AT LSU, OHIO STATE, NOTRE DAME, CLEMSON AND NEBRASKA

A photograph of Bobby Bowden, a man with dark hair, wearing a maroon V-neck sweater with white and yellow trim. The word "SEMINOLES" is printed in white, arched letters across the chest. He is looking slightly to the right of the camera. The background is blurred, showing other people in similar attire.

SEMINOLES

# Crowd Pleaser.



At every Hardee's® in the Tallahassee area, you'll find plenty of crowd-pleasing combinations. Like a sizzling ¼ lb.\* Big Deluxe™ burger with an icy-cold soft drink. Or a scrumptious Rise and Shine™ biscuit with a piping hot cup of coffee. No matter which combination you choose, you're sure to come out a winner.

**Hardee's**  
We're out to win you over.™

©1988 Hardee's Food Systems, Inc.  
\*pre-cooked weight

A3