





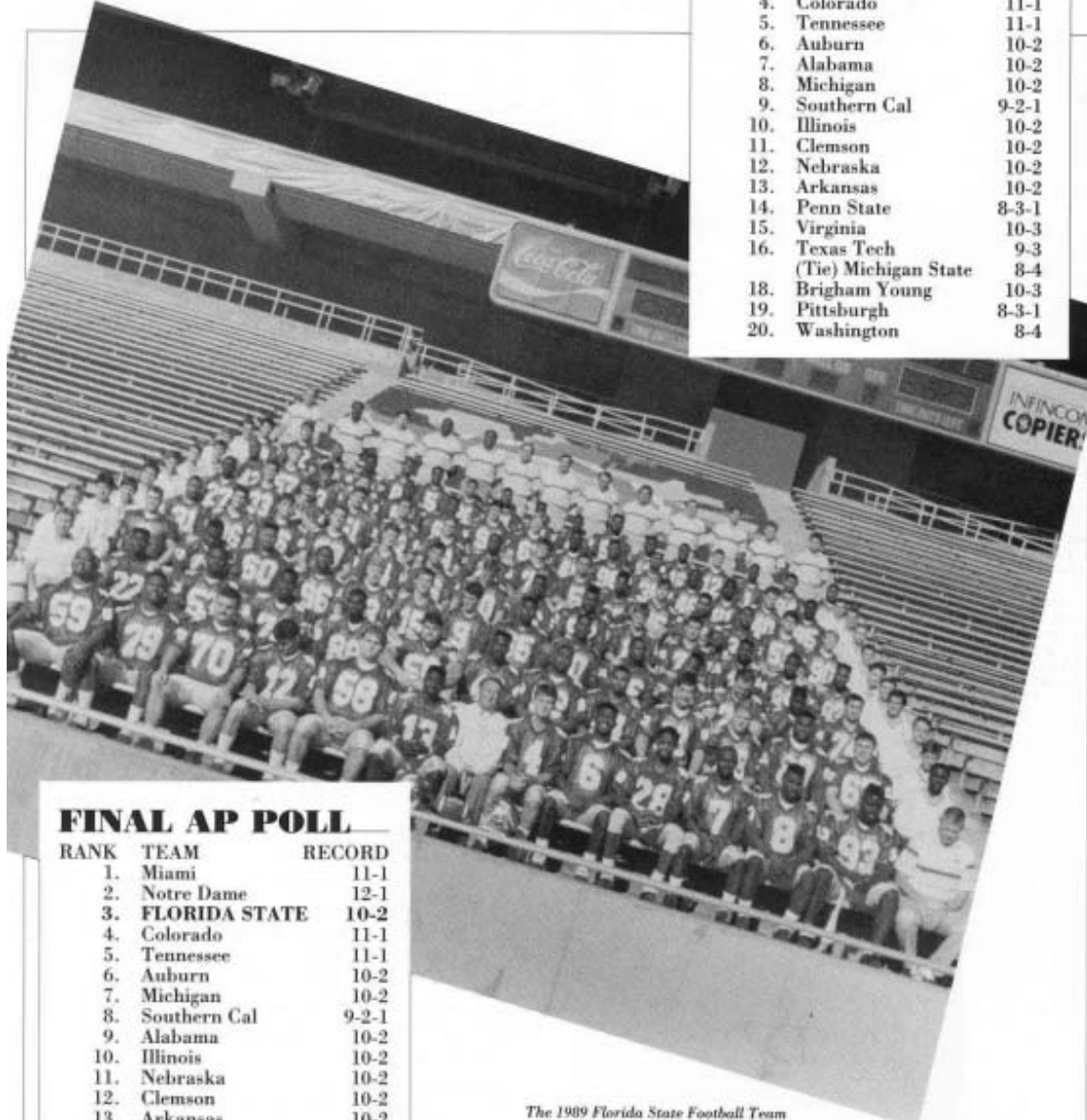
1989 FLORIDA STATE FOOTBALL

FINAL RANKINGS: AP-3rd, UPI-2nd

'89 REVIEW

FINAL UPI POLL

RANK	TEAM	RECORD
1.	Miami (36)	11-1
2.	FLORIDA STATE (7)	10-2
3.	Notre Dame (6)	12-1
4.	Colorado	11-1
5.	Tennessee	11-1
6.	Auburn	10-2
7.	Alabama	10-2
8.	Michigan	10-2
9.	Southern Cal	9-2-1
10.	Illinois	10-2
11.	Clemson	10-2
12.	Nebraska	10-2
13.	Arkansas	10-2
14.	Penn State	8-3-1
15.	Virginia	10-3
16.	Texas Tech	9-3
	(Tie) Michigan State	8-4
18.	Brigham Young	10-3
19.	Pittsburgh	8-3-1
20.	Washington	8-4



The 1989 Florida State Football Team

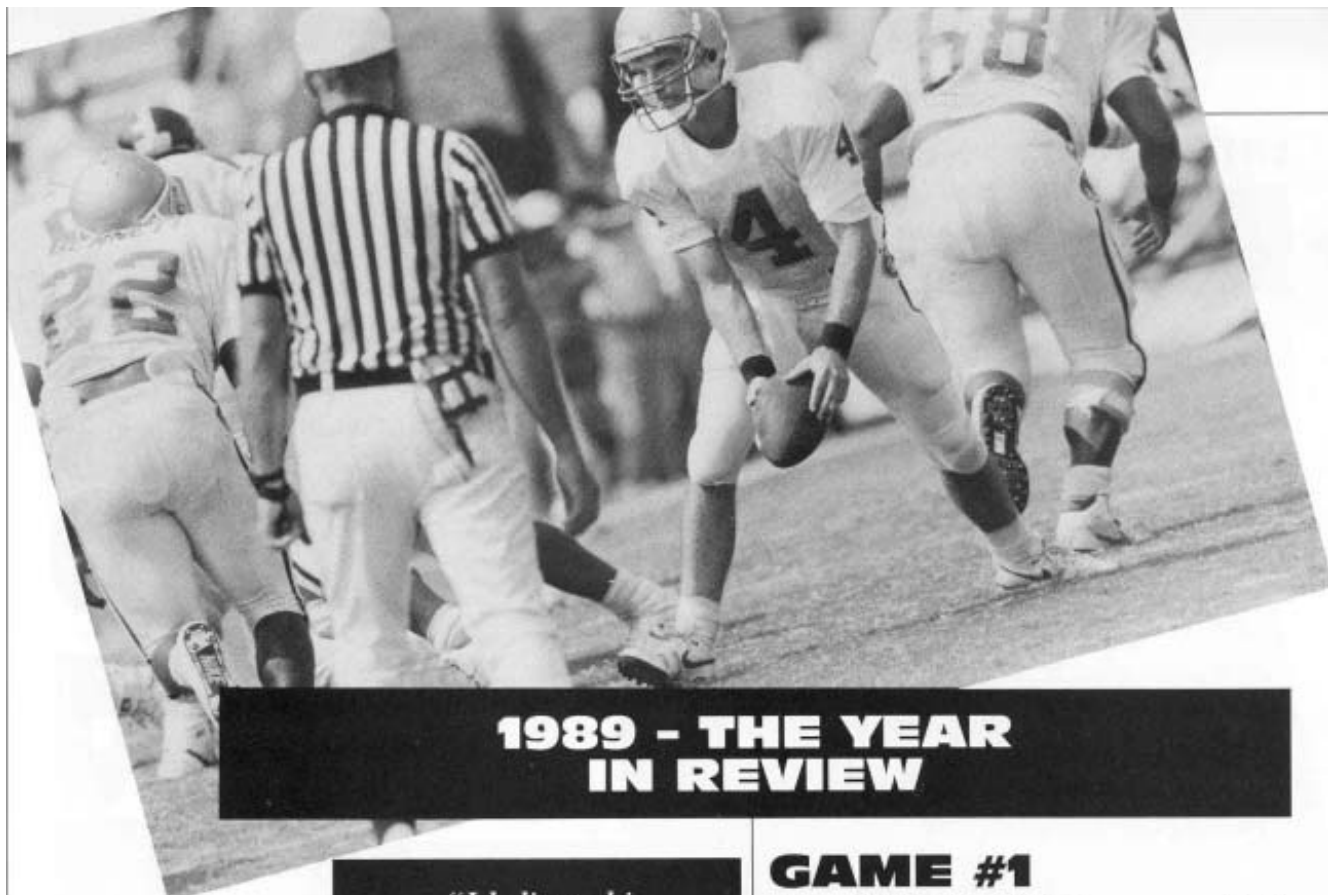
FINAL AP POLL

RANK	TEAM	RECORD
1.	Miami	11-1
2.	Notre Dame	12-1
3.	FLORIDA STATE	10-2
4.	Colorado	11-1
5.	Tennessee	11-1
6.	Auburn	10-2
7.	Michigan	10-2
8.	Southern Cal	9-2-1
9.	Alabama	10-2
10.	Illinois	10-2
11.	Nebraska	10-2
12.	Clemson	10-2
13.	Arkansas	10-2
14.	Houston	9-2
15.	Penn State	8-3-1
16.	Michigan State	8-4
17.	Pittsburgh	8-3-1
18.	Virginia	10-3
19.	Texas Tech	9-3
20.	Texas A&M	8-4
21.	West Virginia	8-3-1
22.	Brigham Young	10-3
23.	Washington	8-4
24.	Ohio State	8-4
25.	Arizona	8-4

Bowden Win #

91

Florida State 31, Miami 21
1978



1989 - THE YEAR IN REVIEW

Above:
After waiting
four years for the
starting
quarterback
position, Peter
Tom Willis made
the most of his
1989
opportunity,
breaking 14
school records on
his way to the
most successful
single season by
any QB in FSU
history.

"I believe this team now could beat anybody. The No. 1 factor people tend to forget is that we played six of the very top defensive teams in the country..."

"If I could do one thing over, I would not underestimate our early opponents. Actually, I thought we maxed out after the Auburn and Miami games and had a lull after that. But we came back and peaked today. There's no question that, today, this team is the best in the country..."

"It was a season in which we just kept going up, up, up and Willis just kept getting better, better and better."

— Bobby Bowden, following FSU's 41-17 win over Nebraska in the Fiesta Bowl, January 1, 1990.

GAME #1 SOUTHERN MISS FLORIDA STATE

**30
26**

JACKSONVILLE, FLA. (Sept. 2, 1989) — USM quarterback Bret Favre directed a fourth-quarter touchdown drive that gave Southern Mississippi a four-point upset victory over the sixth-ranked Seminoles, 30-26 at the Gator Bowl.

The drive, which ended with a two-yard strike from Favre to Anthony Harris, took over six-and-a-half minutes and covered 58 yards. FSU had a chance to halt the drive at the nine, but was hit with an offsides penalty on fourth down to give the Golden Eagles a chance to pull off the upset. The touchdown pass, Harris' only reception of the day, came with 23 ticks left on the clock.

Southern Miss led 17-10 at halftime as each team rolled up more than 260 yards of total offense in the first half. Both teams took advantage of turnovers with USM scoring 14 points off two Seminole fumbles and FSU scoring 10 after Southern Miss bobbles.

FSU came out storming in the third quarter, engineering a 67-yard drive capped by a 24-yard pass from Peter Tom Willis to Lawrence Dawsey to knot the score at 17.

Kirk Carruthers then intercepted an errant Favre pass, but FSU could not capitalize. The two teams traded fumbles before Dexter Carter ended the scoring drought with a nine-yard scamper to put the Seminoles ahead 23-17 at the end of the third quarter.

On the ensuing Southern Miss drive, an interference call against the Seminoles allowed tailback Rickey Bradley to score from 10 yards out, giving the Golden Eagles a 24-23 lead early in the fourth.

FSU countered with an eight-play, 25-yard drive

Bowden Win #

92

Florida State 26, Cincinnati 21
1978

which ended in a 27-yard field goal by Bill Mason, and bumped the Seminoles ahead 26-24 with 6:57 remaining in the game. USM then returned the kickoff 34 yards and drove down the field for the winning touchdown, giving the unranked Golden Eagles one of the biggest upsets in its history.

Carter led Florida State offensively with 118 yards rushing while Willis gave a sign of things to come with 269 yards passing.

SCORE BY QUARTERS	1	2	3	4	F
Florida State	10	0	13	3	26
Southern Miss	3	14	0	13	30

SCORING SUMMARY

FSU-D. Carter 11 run (Mason kick), 10:59
 FSU-Mason 24 FG, 2:22
 USM-Davis 22 FG, 0:17
 USM-Jackson 3 run (Davis kick), 13:43
 USM-Williams 4 pass from Favre (Davis kick), 0:11
 FSU-Dawsey 24 pass from Willis (Mason kick), 14:43
 FSU-Carter 9 run (kick failed), 3:51
 USM-Bradley 10 run (Davis kick), 14:43
 FSU-Mason 27 FG, 6:57
 USM-Harris 2 pass from Favre (pass failed), 0:23

TEAM STATISTICS

	USM	FSU
First Downs	20	24
Total Offense	427	450
Rushes-Yards	37-145	33-181
Passing Yards	282	269
Comp-Att-Int	21-39-2	25-42-0
Return Yards	2	28
Sacks By-Yards Lost	0-0	0-0
Punts-Avg.	3-42.3	4-39
Fumbles-Lost	3-3	3-3
Penalties-Yards	3-35	8-55
Time of Possession	30:59	29:01

INDIVIDUAL STATISTICS

RUSHING-USM-Bradley 16-63, Warnsley 13-64, Howell 1-2, Favre 1-0, Jackson 6-16; FSU-Carter 19-118, Bennett 6-16, Parker 4-30, Lewis 1-21, Willis 1-1, Moore 1-1, Dawsey 1-(-6).
 PASSING-USM-Favre 39-21-2-282; FSU-Willis 40-25-0-269, Ward 1-0-0-0, Weldon 1-0-0-0.
 RECEIVING-USM-M. Jackson 2-34, E. Williams 2-13, A. Williams 3-26, E. Jackson 1-9, Bradley 1-3, Warnsley 3-20, Rowell 3-62, Tillman 3-91, Hansford 2-22, Harris 1-2; FSU-Anthony 3-27, Roberts 6-57, Carter 4-20, LaSane 1-14, Dawsey 2-45, Johnson 3-36, Lewis 3-48, Bennett 3-22.

GAME #2

CLEMSON

34

FLORIDA STATE

23

TALLAHASSEE, FLA. (Sept. 9, 1989) — Clemson jumped out to a 21-0 lead early in the second quarter and never looked back, handing the Seminoles their second consecutive loss, 34-23 at Doak Campbell Stadium.

Terry Allen scored three times in the first half on a pair of one-yard bursts and a 73-yard gallop. Allen had 103 yards at the half and finished with 133 total yards. Clemson rang up 261 yards in the first half compared to 171 yards for FSU and took a commanding 28-10 halftime lead.

Florida State came out strong to open the second half, putting together an impressive 13-play, 77-yard drive capped by Paul Moore's one-yard plunge to cut the margin to 28-16. The Tigers were forced to punt on the next possession, and FSU seemed poised for a



Top to Bottom:
 Tailback Chris Parker suffered through a sophomore slump in 1989 — his best game came in the season-opener against Southern Miss.

In its first two games, the Florida State defense didn't come up with enough big plays, like this one by outside linebacker Anthony Moss.

'89 REVIEW

Bowden Win #

93

Florida State 38, So. Mississippi 16
 1978

'89 REVIEW

comeback. Peter Tom Willis, who had 242 yards passing in the game, led the Seminoles 47 yards before Moore coughed up the ball at the CU 37 to end the drive and shift momentum back to Clemson.

That fumble, coupled with a pair of 73-yard touchdown plays in the first half — on Allen's run and Wayne Simmons' interception return — spelled doom for the Tribe. CU added a pair of Chris Gardocki field goals in the fourth quarter to preserve the victory.

Clemson earned 255 yards rushing, while passing only 10 times in the contest. Lawrence Dawsey caught seven passes for 106 yards to lead Florida State.

SCORE BY QUARTERS	1	2	3	4	F
Clemson	7	21	0	6	34
Florida State	0	10	6	7	23

SCORING SUMMARY

CU-Allen 1 run (Gardocki kick), 10:59
 CU-Allen 1 run (Gardocki kick), 14:57
 CU-Simmons 73 interception return (Gardocki kick), 12:57
 FSU-Carter 1 run (Mason kick), 1:34
 CU-Allen 73 run (Gardocki kick), 1:16
 FSU-Mason 28 FG, 0:00
 FSU-Moore 1 run (conversion failed), 8:46
 CU-Gardocki 29 FG, 14:13
 CU-Gardocki 26 FG, 9:11
 FSU-Parker 13 pass from Weldon (Mason kick), 0:05

TEAM STATISTICS

	FSU	CU
First Downs	25	16
Total Offense	378	389
Rushes-Yards	29-106	45-255
Passing Yards	272	134
Comp-Att-Int	24-44-1	8-10-0
Return Yards	88	65
Sacks By-Yards Lost	0-0	2-17
Punts-Avg.	4-42	4-42.5
Fumbles-Lost	2-1	0-0
Penalties-Yards	5-35	7-59
Time of Possession	31:37	28:23

INDIVIDUAL STATISTICS

RUSHING-CU-Allen 20-130, McFadden 7-21, Morocco 7-30, Henderson 7-63, James 2-6, Cameron 1-3, Carr 1-2; FSU-Carter 6-15, Bennett 5-10, Willis 3-(-17), Parker 6-32, Moore 6-34, Haynes 1-21, Lewis 2-11.
PASSING-CU-Morocco 9-8-0-134, Allen 1-0-0-0; FSU-Willis 40-22-1-242, Weldon 4-2-0-30.
RECEIVING-CU-Fletcher 4-92, McFadden 2-21, Allen 1-5, Fields 1-16; FSU-Dawsey 7-106, Anthony 4-41, Bennett 3-19, Lewis 3-53, Moore 1-3, LaSane 2-10, Parker 2-20, Johnson 2-20.

GAME #3 FLORIDA STATE LSU

31 21

BATON ROUGE, LA. (Sept. 16, 1989) — Florida State's defense played well for the first time all year to lead the Seminoles to their first win of the season, a 31-21 decision over LSU before a hostile crowd at Tiger Stadium and a national television audience on ESPN.

LSU took advantage of Florida State mistakes to take a 6-0 lead after FSU botched a fake punt and missed a field goal in the first quarter. Both miscues led to David Brownndyke field goals, from 32 and 40 yards out, respectively.

The Tribe offense, led by quarterback Peter Tom Willis, took the ball with 14:07 remaining in the



Against Clemson, Lawrence Dawsey was the Florida State offense with seven catches for 106 yards.

half and marched 80 yards in 12 plays to take a 7-6 lead. A 34-yard field goal by FSU's Bill Mason completed the first half scoring.

The Seminoles came out strong in the third quarter as Willis tossed a 32-yard touchdown strike to Terry Anthony on the opening drive. Mason's PAT was FSU's 17th unanswered point, putting the Seminoles ahead 17-6 early in third quarter and quieting the crowd of 75,524.

The Tigers answered with a 68-yard drive culminating in a one-yard plunge by Eric Fuller to put the score at 17-14 FSU, and exciting the home crowd.

After another FSU drive, Mason missed his third field goal attempt, which LSU turned into a 79-yard touchdown drive with Fuller doing the honors again. LSU went ahead 21-17 early in the fourth quarter.

Florida State took control of the game by scoring two touchdowns in the fourth quarter as the Seminole defense stopped the Tigers. Both Willis and Edgar Bennett ran in from seven yards out to score touchdowns in the final stanza, making the final tally 31-21.

Dexter Carter rushed for 95 yards on 20 carries while Willis had the first 300-yard passing game of his career, completing 25 of 35 for 301 yards. Two members of the Fab Four, Anthony and Lawrence Dawsey, combined for 12 catches as Anthony made seven catches and Dawsey five. Odell Haggins paced the Seminoles defensively with 10 tackles.

SCORE BY QUARTERS	1	2	3	4	F
Florida State	0	10	7	14	31
Louisiana State	3	3	8	7	21

SCORING SUMMARY

LSU-Brownndyke 32 FG, 6:46
 LSU-Brownndyke 40 FG, 14:07
 FSU-Moore 2 run (Mason kick), 9:31
 FSU-Mason 34 FG, 2:14
 FSU-Anthony 32 pass from Willis (Mason kick), 12:18
 LSU-Fuller 1 pass from Hodson (Windom pass from Hodson), 9:23
 LSU-Fuller 4 run (Brownndyke kick), 13:40
 FSU-Willis 7 run (Mason kick), 10:55
 FSU-Bennett 7 run (Mason kick), 6:16

Bowden Win # **94**

Florida State 24, Virginia Tech 14
1978

TEAM STATISTICS	LSU	FSU
First Downs	22	31
Total Offense	362	522
Rushes-Yards	30-140	50-221
Passing Yards	222	301
Comp-Att-Int	14-30-1	25-36-0
Return Yards	0	67
Sacks By-Yards Lost	1-4	2-11
Punts-Avg.	6-44.2	1-41
Fumbles Lost	1-0	2-0
Penalties-Yards	9-84	4-36
Time of Possession	24:19	35:41

INDIVIDUAL STATISTICS

RUSHING-FSU-Carter 20-95, Bennett 7-41, Parker 6-27, Moore 13-59, Willis 4(-1); **LSU-H,** Williams 1-5, Fuller 14-74, Egloff 2-3, Windom 7-29, Hodson 6-29.

PASSING-FSU-Willis 35-25-0-301, Ward 1-0-0-0; **LSU-Hodson** 30-14-1-222.

RECEIVING-FSU-Anthony 7-101, Carter 3-39, LaSane 1-12, Roberts 3-14, Parker 2-8, Johnson 1-17, Moore 1-9, Dawsey 5-57, Lewis 2-44; **LSU-** Moss 6-117, Haliburton 1-5, Fuller 3-18, Windom 2-49, W. Williams 1-18, Lee 1-15.

GAME #4 FLORIDA STATE TULANE

59
9

TALLAHASSEE, FLA. (Sept. 23, 1989) — Peter Tom Willis threw for 324 yards in the first half as FSU moved out to a 31-0 lead and coasted to a 59-9 win over Tulane before a Parents' Day crowd of 61,613 at Doak Campbell Stadium.

The Seminoles finished with 485 yards passing, out-gaining the Green Wave 578-330 in total offense. Tulane punted five times and turned over the ball an additional four times on two fumbles and a pair of

interceptions by LeRoy Butler, all before intermission.

The score was 31-0 at the half as FSU exploded offensively. The scoring binge started with Richie Andrews' 28-yard field goal; then it was Willis to Lawrence Dawsey for a 30-yard touchdown, and Willis to Terry Anthony for a 12-yard scoring strike. The score was 17-0 at the end of the first quarter.


Dexter Carter swept one yard around the right side to start the second quarter with a Seminole touchdown. Three minutes later, freshman Amp Lee rumbled in from six yards out to score on his first collegiate carry and make the score 31-0.

Problems continued for the Green Wave in the second half as Bryce Abbott intercepted a Deron Smith pass and returned it to the Tulane eight-yard line early in the third quarter. Two plays later, Carter sprinted in from eight yards out for his second touchdown of the night.

Tulane then drove 80 yards for its only touchdown of the game as James Toney caught a seven-yard aerial from Smith to cut the lead to 38-6.

The day was over for Willis, who had a spectacular passing performance with 324 yards and a pair of TD passes. Sophomore Casey Weldon came on and completed his first pass to Lee, who took the screen toss at his own 15 and rambled 88 yards to score on his first collegiate reception. It was his second touchdown of the night. On the Seminoles' next possession, Dawsey took a 56-yard pass from Weldon for yet another touchdown.

Cornerback Terrell Buckley's interception set up another Weldon touchdown pass, his third of the day. This one went 17 yards to tight end Dave Roberts. On the day, Weldon completed three of four passes, with all three completions going for touchdowns. The fourth quarter began with the score 59-6. Tulane added a 28-yard field goal by Todd Wiggins to complete the scoring.



Led by All-America noseguard Odell Huggins (53) and buoyed by improved play from defensive tackle Eric Hayes, FSU's defensive line began to assert itself in the LSU contest.

Bowden Win #

95

Florida State 38, Navy 6
1978



All-America cornerback LeRoy Butler began his assault on the FSU single season interception record against Tulane with a pair of pickoffs.



Freshman Amp Lee made his first action as a Seminole against Tulane and gave a sign of future successes, scoring twice in the first three times he touched the ball, on a six-yard run and an 88-yard reception.



Following Terrell Buckley's 69-yard punt return for a touchdown against Syracuse in which he froze defenders by pretending to have called a fair catch, Bobby Bowden was moved to remark 'Doon Who?'

SCORE BY QUARTERS	1	2	3	4	F
Tulane	0	0	6	3	9
Florida State	17	14	21	7	59

SCORING SUMMARY

FSU-Andrews 28 FG, 7:27
 FSU-Dawsey 30 pass from Willis (Andrews kick), 5:02
 FSU-Anthony 12 pass from Willis (Andrews kick), 0:55
 FSU-Carter 1 run (Andrews kick), 14:55
 FSU-Lee 6 run (Andrews kick), 11:50
 FSU-Carter 8 run (Andrews kick), 11:52
 TU-Toney 7 pass from Smith (conversion failed), 7:20
 FSU-Lee 88 pass from Weldon (Andrews kick), 6:12
 FSU-Dawsey 56 pass from Weldon (Andrews kick), 0:57
 FSU-Roberts 17 pass from Weldon (Andrews kick), 14:33
 TU-Wiggins 26 FG, 7:49

TEAM STATISTICS

	FSU	TU
First Downs	20	25
Total Offense	578	330
Rushes-Yards	21-93	60-191
Passing Yards	485	139
Comp-Att-Int	21-40-2	14-39-4
Return Yards	83	20
Sacks By-Yards Lost	4-27	0-0
Punts-Avg.	4-35.75	8-31.1
Fumbles-Lost	2-1	3-2
Penalties-Yards Lost	11-117	6-50
Time of Possession	17:46	42:14

INDIVIDUAL STATISTICS

RUSHING-FSU-Carter 6-26, Bennett 5-20, Ward 2-21, Lee 5-28, Baker 1(-5), Pinekney 2-3; TU-Barre 12-53, Pierce 1-2, Dennis 15-67, Strickland 6-19, Smith 7(-8), Pearce 13-42, Toney 1-8, Woods 5-8.
PASSING-FSU-Willis 33-18-1-324, Weldon 4-3-0-161, Ward 3-0-1-0; TU-Smith 31-12-3-113, Woods 8-2-1-26.
RECEIVING-FSU-LaSane 4-58, Moore 2-11, Lewis 1-23, Baker 1-28, Carter 3-46, Anthony 2-55, Dawsey 3-107, Roberts 2-28, Johnson 2-41, Lee 1-88; TU-Barre 2-26, Ursin 2-15, McIntosh 5-80, Pierce 1-4, Pearce 1(-3), Strickland 1-4, Toney 2-13.

GAME #5 FLORIDA STATE SYRACUSE

**41
10**

SYRACUSE, N.Y. (Oct. 7, 1989) — The FSU defense sacked Syracuse quarterbacks nine times to dominate the Orange's heralded offensive line, and Florida State used the big play to defeat the Orangemen, 41-10 in the Carrier Dome. The Seminoles broke Syracuse's 16-game home winning streak.

Florida State moved out to a 10-0 lead in the first quarter on a 43-yard Richie Andrews field goal and a seven-yard scamper by tailback Dexter Carter. Syracuse narrowed the margin to 10-3 on a 44-yard field goal by John Biskup, but the Seminoles stormed back, moving 73 yards in four plays and finishing the drive with a 22-yard touchdown strike from Peter Tom Willis to Terry Anthony. The halftime score was 17-3 FSU, which earned 243 yards to Syracuse's 103.

The teams traded punts to start the third quarter, but on the next series, SU quarterback Bill Scharr fumbled as he was hit by John Wyche. Anthony Moss recovered the fumble to set up a 39-yard Andrews field goal. FSU scored its next 14 points on two plays.

First, Terrell Buckley, a true freshman, returned a Syracuse punt 69 yards for a touchdown. After pretending to call a fair catch, he took off and outraced everyone for his first collegiate score. Two plays later, LeRoy Butler intercepted his fourth pass

of the season and raced 87 yards down the sideline to increase the lead to 34-3. It was the fourth longest interception return in FSU history.

SU came back with an impressive drive, rolling 91 yards in five plays. Halfback Michael Owens took a pitch from Mark McDonald and rumbled 26 yards to score the only Orange touchdown of the day, making the score 34-10 at the end of the third.

Florida State's Amp Lee scored the only points of the fourth quarter, on a 14-yard run after SU turned the ball over again on an interception, their fifth turnover of the day. That brought the final score to 41-10.

FSU's defense was the star of the day, coming up with 10 sacks for minus 72 yards and holding the Orange to 91 yards rushing on the day. Shelton Thompson had two of those sacks while Kirk Carruthers made 11 tackles and one sack.

SCORE BY QUARTERS	1	2	3	4	F
Florida State	10	7	17	7	41
Syracuse	0	3	7	0	10

SCORING SUMMARY

FSU-Andrews 43 FG, 10:55
 FSU-Carter 7 run (Andrews kick), 7:24
 SU-Biskup 44 FG, 3:13
 FSU-Anthony 22 pass from Willis (Andrews kick), 1:53
 FSU-Andrews 39 FG, 10:05
 FSU-Buckley 69 punt return (Andrews kick), 6:02
 FSU-Butler 87 interception return (Andrews kick), 2:52
 SU-Owens 26 run (Biskup kick), 0:08
 FSU-Lee 14 run (Andrews kick), 0:55

TEAM STATISTICS	SU	FSU
First Downs	19	19
Total Offense	343	391
Rushes-Yards	44-91	34-178
Passing Yards	252	213
Comp-Att-Int	16-26-3	15-25-1
Return Yards	20	203
Sacks By-Yards Lost	1-8	10-64
Punts-Avg.	7-41.4	3-27.6
Fumbles-Lost	3-2	4-3
Penalties-Yards	7-55	6-55
Time of Possession	35:34	24:16

INDIVIDUAL STATISTICS

RUSHING-FSU-Carter 14-83, Lee 4-38, Bennett 6-38, Parker 4-18, Moore 4-11, Willis 2-(-10); SU-Owens 22-120, Kinnon 5-18, Chaucks 1-5, McDonald 6-(-13), Scharr 10-(-39).
PASSING-FSU-Willis 25-15-1-213; SU-Scharr 18-9-2-145, McDonald 8-7-1-107.
RECEIVING-FSU-Anthony 4-87, Dawsey 2-33, Parker 1-23, Moore 1-18, Lewis 2-17, Johnson 1-13, Bennett 2-8, LaSane 1-7, Baker 1-7; SU-Moore 4-110, Carpenter 5-79, Dees 4-30, Kinnon 1-26, Owens 2-7.

GAME #6

FLORIDA STATE 41

VIRGINIA TECH 7

BLACKSBURG, VA. (Oct. 14, 1989) — Florida State's potent offense dominated the sixth-ranked Hokie defense, and the Seminoles defeated Virginia Tech 41-7 in Lane Stadium. It was the Tribe's fourth win in a row after losing its first two contests.

Quarterback Peter Tom Willis led the offensive attack with 338 yards passing and three touchdown passes as FSU out-gained the Hokies 534 to 174 in total offense. It was Willis' third 300-yard passing

day of the season. Dexter Carter snared the first touchdown pass, a 14-yard strike in the first quarter. Ronald Lewis was on the receiving end of Willis' second touchdown aerial of the day, a 10-yarder in the second period. A 23-yard field goal by Richie Andrews and a one-yard plunge by Willis made the halftime tally 24-0.

Offensively, the Hokies couldn't get anything going as the Seminole "Sack Pack" was out in force again. The Seminoles accounted for five sacks in the first half and totalled nine on the afternoon. After the first half, Tech had only 40 yards of total offense. A slim Eric Hayes registered two-and-a-half sacks while Shelton Thompson and Kirk Carruthers came up with one-and-a-half each.

The second half was more of the same as Willis tossed another scoring pass. This one, to tailback Amp Lee, covered 67 yards in the third quarter. Andrews added a 26-yard field goal to give the Seminoles a 34-0 lead.

Terry Anthony nabbed a 13-yard pass from back-up QB Casey Weldon for the Seminoles' final score of the game and a 41-0 lead. Virginia Tech's only score came with six minutes remaining when split end Kevin Bennett grabbed a lateral pass and fired it 32 yards to Lamar Smith.

Florida State dominated all areas of the game. In addition to the nine sacks, Tech QBs threw three interceptions while completing just 11 of 26 passes for 129 yards.

SCORE BY QUARTERS	1	2	3	4	F
Florida State	7	17	10	7	41
Virginia Tech	0	0	0	7	7

SCORING SUMMARY

FSU-Carter 14 pass from Willis (Andrews kick), 13:21
 FSU-Andrews 23 FG, 11:10
 FSU-Willis 1 run (Andrews kick), 6:05
 FSU-Lewis 10 pass from Willis (Andrews kick), 0:10
 FSU-Lee 67 pass from Willis (Andrews kick), 7:18
 FSU-Andrews 26 FG, 3:38
 FSU-Anthony 13 pass from Weldon (Mason kick), 12:09
 TECH-Smith 32 pass from Bennett (Thomas kick), 6:04

TEAM STATISTICS	TECH	FSU
First Downs	14	26
Total Offense	174	534
Rushes-Yards	35-45	38-126
Passing Yards	129	408
Comp-Att-Int	11-26-3	25-39-1
Return Yards	55	15
Sacks By-Yards Lost	1-5	9-49
Punts-Avg.	8-37.8	4-43.5
Fumbles-Lost	1-0	3-2
Penalties-Yards Lost	5-53	10-111
Time of Possession	26:21	33:39

INDIVIDUAL STATISTICS

RUSHING-FSU-Willis 3-1, Bennett 6-10, Lee 11-46, Carter 9-48, Parker 3-0, Moore 6-21; TECH-Young 10-(-17), Kennedy 13-60, Hebron 7-24, Fox 2-0, Smith 1-0, Wooten 2-(-22).
PASSING-FSU-Willis 27-18-1-338, Weldon 9-6-0-61, Johnson 3-1-0-9; TECH-Young 18-6-3-47, Bennett 1-1-0-32, Wooten 5-3-0-44, Kennedy 2-1-0-6.
RECEIVING-FSU-Carter 4-72, Johnson 3-28, Dawsey 5-89, Lewis 3-61, Bennett 1-15, Lee 3-85, Clower 3-19, Parker 1-3, Anthony 2-36; TECH-Hebron 2-5, Mickel 3-29, Bennett 2-31, Campbell 1-10, Smith 2-40, Daniels 1-14.

GAME #7
FLORIDA STATE
AUBURN

22
14

TALLAHASSEE, FLA. (Oct. 21, 1989) — In a rematch of the 1989 Sugar Bowl, Florida State's defense held Auburn to only 92 yards on the ground. Meanwhile, Amp Lee powered the FSU offense with 110 yards rushing as the Seminoles beat the Tigers 22-14 in front of the largest crowd ever at Doak Campbell Stadium.

The FSU defense stopped the Tigers throughout the game, but had to make a final stand in the fourth quarter to hold off Auburn's final threat and preserve the win, the sixth consecutive for the Tribe. It was the second time in 1989 the Seminoles had defeated the defending SEC Champions, and the third time in the last two years.

On its final drive, Auburn had a chance to score a touchdown that, paired with a two-point conversion, would have knotted the score at 22. The drive began after Lee fumbled the ball on the Auburn five late in the fourth quarter. Reggie Slack brought the Tigers back all the way to the FSU 18. But time ran out when Slack failed to find an open receiver on the last play of the game and was forced to scramble.

The game was decided by the defenses as the normally potent FSU offense struggled for 307 yards. Peter Tom Willis threw for 145 yards, his lowest output of the season so far. The first quarter ended with the score 3-3 as FSU's Richie Andrews and AU's Win Lyle traded field goals.

The second quarter held the key to victory for the Seminoles. Edgar Bennett scored on a one-yard plunge and on a seven-yard run. The first touchdown came after a lengthy 12-play, 63-yard drive while the second followed a 13-yard punt by Auburn's Chris Dickinson. Bill Mason added a 37-yard field goal to put the score at 19-3 at halftime.

The Tiger defense tightened in the second half as the Seminoles earned only three points. But Auburn's offense could not match the performance of the defense as it was shut out in the third quarter. Mason's 39-yard field goal proved the lone score of the period.

Auburn did rebound to score 11 points in the final 15 minutes. A Lyle 27-yarder narrowed the FSU margin to 22-6, and James Joseph's four-yard run cut the margin to 22-14 after Slack completed a pass to Stacy Danley for a two-point conversion. The score came after an eight-play, 58-yard drive, and rejuvenated the Tigers.

FSU tried to run out the clock with the ground game, driving down to the Auburn five, but Lee fumbled with 1:22 on the clock. The Tigers could not capitalize as the FSU defense staved off the last second drive to claim the victory.

SCORE BY QUARTERS	1	2	3	4	F
Auburn	3	0	0	11	14
Florida State	3	16	3	0	22

SCORING SUMMARY

AU-Lyle 32 FG, 5:16
 FSU-Mason 35 FG, 2:41
 FSU-Bennett 1 run (Mason kick), 11:12
 FSU-Bennett 7 run (kick failed), 7:57



At the end of another classic Miami - Florida State confrontation, the scoreboard told the story.

FSU-Mason 37 FG, 1:02
 FSU-Mason 39 FG, 8:43
 AU-Lyle 27 FG, 14:42
 AU-Joseph 4 run (Danley pass from Slack), 7:10

TEAM STATISTICS	FSU	AU
First Downs	19	17
Total Offense	307	265
Rushes-Yards	43-162	42-92
Passing Yards	145	173
Comp-Att-Int	13-25-2	15-26-0
Return Yards	10	4
Sacks By-Yards Lost	6-57	2-16
Punts-Avg.	3-32.3	7-30.4
Fumbles-Lost	2-1	3-2
Penalties-Yards	3-30	4-38
Time of Possession	29:43	30:17

INDIVIDUAL STATISTICS

RUSHING-FSU-Lee 25-110, Bennett 14-48, Willis 2-(-16), Parker 1-2, Dawsey 1-18; AU-Joseph 7-34, Danley 22-84, Slack 12-(-17), Taylor 1-(-9).
PASSING-FSU-Willis 25-13-2-145; AU-Slack 26-15-0-173.
RECEIVING-FSU-LaSane 1-15, Anthony 1-12, Dawsey 6-81, Bennett 1-4, Lee 3-28, Johnson 1-5; AU-Taylor 2-16, Casey 1-16, Hall 2-18, Joseph 5-51, Wright 1-15, Wadsen 1-5, Overton 3-52.

GAME #8
FLORIDA STATE
MIAMI

24
10

TALLAHASSEE, FLA. (Oct. 28, 1989) — Before a frenzied capacity crowd at Doak Campbell Stadium, the Florida State defense used a combination of big plays and consistency to shut down the Miami offense and lead the Seminoles to a 24-10 win over the second-ranked Hurricanes. Offensively, Florida State took advantage of six Miami turnovers and surprised the top-ranked defense in the country by effectively running up the middle as tiny tailback Dexter Carter gained 142 yards.

The game looked to be anything but a defensive battle at the outset as both teams scored twice in the first stanza. For the final three periods the Seminole defense took over, shutting out the Hurricanes the rest of the game.

Seminole cornerback LeRoy Butler started the momentum in FSU's direction as he intercepted UM



freshman quarterback Gino Torretta on the first play from scrimmage, giving Florida State the ball on Miami's 37-yard line. On the next play, Carter made the mistake count as he took the handoff and darted around left end for a touchdown as the Seminoles moved ahead 7-0. Miami responded with an 80-yard touchdown drive, culminating in an eight-yard TD pass from Torretta to Randal Hill.

Florida State had an answer for the UM score. They drove the field behind Carter's rushing and receiving abilities and took advantage of a roughing the passer penalty. Edgar Bennett did the scoring honors from one yard out, and the PAT made the score 14-7 late in the first quarter.

Miami's next drive produced its last score of the night. When a 12-play, 40-yard drive stalled at the FSU 27, Carlos Huerta booted a 44-yard field goal with 1:09 in the first quarter to make the score 14-10.

The second quarter was a wild one that saw seven punts, three more interceptions by the Seminoles, a Miami fumble, and a fake field goal by FSU. The biggest play of those was Kevin Grant's interception in the end zone which halted Miami's bid to take the lead. The score remained 14-10 at the end of the mistake-riddled second. The halftime stats showed Miami with a slight edge in total offense (192-145), but five turnovers, including four interceptions.

The teams traded turnovers to start the third as Roland Smith came up with an interception for the Hurricanes. But Miami's miscue was more crucial. After the Hurricanes put together a 69-yard drive, fullback Shannon Crowell fumbled while diving for the end zone and Seminole linebacker Kirk Carruthers recovered at the one.

On FSU's first play from its own end zone, Peter Tom Willis hit wide receiver Ronald Lewis with a 51-yard bomb. Eleven plays later, Amp Lee bulled in from one yard out to give the Tribe a 21-10 lead. The 99-yard drive consumed 5:34 on the clock and put UM in a deep hole entering the fourth quarter.

Less than one minute into the fourth period, the Seminoles put the final nail in the coffin when Andrews drilled a 41-yard field goal to put the Seminoles ahead 24-10. For the third time in the game, Miami had a first and goal on the FSU one late in the fourth. This time, the Hurricanes were forced to turn over



An opportunistic Tribe defense took advantage of six Miami turnovers, including this fumble on the goal-line which was recovered by Kirk Carruthers.



With first-string tailback Dexter Carter on the sidelines against Auburn, Amp Lee ran behind great blocks and used some fancy steps of his own to pick up 110 yards on 25 carries.



Senior cornerback LeRoy Butler set the tone for the FSU defense against Miami by intercepting UM quarterback Gino Torretta on the first play from scrimmage, setting up a 37-yard touchdown run by Dexter Carter on the next play.

'89 REVIEW

Bowden Win #

99

Florida State 40, Miami 23
1979

'89 REVIEW



From the defensive line to the linebackers and secondary, Florida State's defense out-played five of the top 10 defenses in the nation in 1989.



Miami native Paul Moore scored two of his four 1989 touchdowns against South Carolina, on runs of 13 and 12 yards.



Senior signal-caller Peter Tom Willis began a string of three straight 300-plus yard passing games with a 362-yard day against South Carolina.

the ball on downs, a tribute to an outstanding defensive effort.

In addition to Carter's heroics, the offensive line had its top game of the season against Miami's defensive front four, dubbed best in the nation by Bobby Bowden. Defensively, Carruthers earned *The Sporting News* and *Sports Illustrated* player-of-the-week accolades with 16 tackles, a pair of interceptions and a fumble recovery. Noseguard Odell Haggins added nine tackles and Butler had seven tackles in addition to his key interception as Florida State broke a four game losing streak against Miami.

SCORE BY QUARTERS	1	2	3	4	F
Miami	10	0	0	0	10
Florida State	14	0	7	3	24

SCORING SUMMARY

FSU-Carter 37 run (Andrews kick), 14:37
 UM-Hill 8 pass from Torretta (Huerta kick), 9:57
 FSU-Bennett 1 run (Andrews kick), 5:11
 UM-Huerta 44 FG, 1:09
 FSU-Lee 1 run (Andrews kick), 2:20
 FSU-Andrews 41 FG, 14:18

TEAM STATISTICS

	FSU	UM
First Downs	23	26
Total Offense	354	337
Rushes-Yards	51-220	33-129
Passing Yards	134	208
Comp-Air-Int	8-21-1	23-48-4
Return Yards	-2	5
Sacks-By-Yards Lost	1-6	2-23
Punts-Avg.	5-44	4-36.5
Fumbles-Lost	1-1	4-2
Penalties-Yards	14-143	11-94
Time of Possession	34:34	25:26

INDIVIDUAL STATISTICS

RUSHING-FSU-Bennett 13-50, Carter 21-142, Lee 7-24, Willis 6(-11), Lewis 1(-1), Moore 2-1, Dawsey 1-15; UM-Conley 7-43, Torretta 5-34, Johnson 8-25, Crowell 8-15, McGuire 5-12.
PASSING-FSU-Willis 20-7-1-129, Johnson 1-1-0-5; UM-Torretta 48-23-4-208.
RECEIVING-FSU-Lewis 3-77, Bennett 1-5, Roberts 2-17, Dawsey 1-21, Carter 1-14; UM-Carroll 10-119, Conley 3-2, Thomas 1-7, Dawkins 3-30, Bethel 1-13, Hill 3-19, Crowell 1-11, Johnson 1-7.

GAME #9
FLORIDA STATE 35
SOUTH CAROLINA 10

TALLAHASSEE, FLA. (Nov. 4, 1989) — FSU quarterback Peter Tom Willis passed for 362 yards to lead Florida State's attack, and the Seminoles scored the first 21 points of the game to roll over the Gamecocks 35-10 for their seventh consecutive victory. The homecoming win was the third in a row in Doak Campbell Stadium, a homestand consisting of wins over Auburn, Miami and South Carolina.

Florida State covered 62 yards in two plays to open the scoring. Willis threw a 49-yard bomb to Lawrence Dawsey and tossed the next pass into the end zone for Bruce LaSane to put the Tribe ahead 7-0.

FSU's leader in touchdown receptions, Terry Anthony, was on the receiving end of the next Willis touchdown, an 18-yarder to start the second period. It followed a seven-play, 46-yard drive. Following another USC punt, one of nine on the afternoon, the

Bowden Win #

100

Florida State 17, Virginia Tech 10
 1979

Seminole rolled 68 yards for their third TD of the first half. Paul Moore rumbled in from 18 yards out for the score.

The Gamecocks finally got on the board with 5:57 left in the half on a 42-yard pass from Dickie DeMasi to Eddie Miller. Willis passed for 226 yards before intermission and the Gamecocks were forced to punt five times in the half. The Tribe reached 302 yards compared to only 126 for the Gamecocks in the first two quarters.

Anthony caught his second TD reception of the day, a six-yard strike from Willis, midway through the third quarter. Moore banged in from 12 yards out two minutes later to bring the tally to 35-7 at the end of the third.

USC finished the scoring with a 36-yard field goal by Collin Mackie as Florida State gave second and third team players a chance to gain experience.

Seminole opponents were held to two touchdowns or less for the sixth game in a row. Ronald Lewis caught six passes for 116 yards as 11 different players caught passes for Florida State. LeRoy Butler made his seventh interception of the season and the Seminole defense continued to add to its record-setting sack total with six in the game, including a pair by Anthony Moss.

SCORE BY QUARTERS	1	2	3	4	F
South Carolina	0	7	0	3	10
Florida State	7	14	14	0	35

SCORING SUMMARY

FSU-LaSane 13 pass from Willis (Andrews kick), 9:47
 FSU-Anthony 18 pass from Willis (Andrews kick), 13:12
 FSU-Moore 13 run (Andrews kick), 8:58
 USC-Miller 42 pass from DeMasi (Mackie kick), 5:57
 FSU-Anthony 6 pass from Willis (Andrews kick), 7:31
 FSU-Moore 12 run (Andrews kick), 4:41
 USC-Mackie 36 FG, 4:43

TEAM STATISTICS	FSU	USC
First Downs	28	12
Total Offense	501	237
Rushes-Yards	31-134	43-132
Passing Yards	367	105
Comp-Att-Int	26-44-2	12-26-1
Return Yards	16	17
Sacks By-Yards Lost	6-45	2-15
Punts-Avg.	4-35.25	9-38
Fumbles-Lost	0-0	1-1
Penalties-Yards	5-35	4-49
Time of Possession	27:32	32:28

Standout wide receiver Lawrence Dawsey caught a pass in each of FSU's 12 games in 1989 and topped the 100-yard mark twice.



INDIVIDUAL STATISTICS

RUSHING-FSU-Lee 7-42, Bennett 3-22, Carter 9-52, Moore 5-30, Willis 2-(-11), Weldon 2-0, Parker 3-(-1); USC-Green 16-79, Watson 2-6, DeMasi 7-(-39), Haynes 15-76, Rush 1-3, Brooks 1-2, Turner 1-5.

PASSING-FSU-Willis 38-25-1-362, Weldon 6-1-1-5; USC-DeMasi 18-10-1-96, Turner 4-2-0-9, Hogan 4-0-0-0.

RECEIVING-FSU-Lewis 6-116, Moore 1-6, Dawsey 3-78, Anthony 3-29, Carter 1-8, LaSane 4-45, Bennett 3-27, Johnson 2-30, Roberts 1-9, Lee 1-14, Parker 1-5; USC-Miller 2-57, Platt 1-4, Haynes 2-6, Green 1-8, Brooks 3-14, Hodge 1-7, Watson 1-5, Rush 1-4.

GAME #10 FLORIDA STATE MEMPHIS STATE

**57
20**

TALLAHASSEE, FLA. (Nov. 18, 1989)—Quarterback Peter Tom Willis set a Florida State record for most touchdown passes in a game with six on the way to a career high 482 passing yards as the Seminoles crushed Memphis State 57-20 for their eighth straight win. It was the last home game for 17 Florida State seniors, the most successful senior group in FSU history.

Willis threw all his TD passes in the first half and left after two series in the third quarter. His performance was the second-best passing and total offense day in FSU history. He left the game 26 yards shy of the single game record. His totals also brought him within 88 yards of Gary Huff's single season record for passing yardage.

In the first period, the Tigers hung tough as FSU's Richie Andrews and MSU's John Butler traded field goals early. Willis began his record onslaught with a 26-yard touchdown strike to Lawrence Dawsey at 7:11 of the period. The score followed a 45-yard bomb from Willis to Bruce LaSane. Butler added another field goal to bring Memphis State within four at 10-6. Then Dexter Carter scored from one yard out after a 56-yard drive for a 17-6 FSU lead.

Willis lit it up in the second quarter, throwing five touchdown aeriels. His TD passes went for 12, 15, 59, 51, and 12 yards, respectively. Ronald Lewis snagged two of those passes, one from 12 yards out and a bomb for 59 yards. Terry Anthony snared a 12-yarder and Bruce LaSane made a 15-yard grab as each of the Fab Four caught a touchdown pass before the half. Freshman tailback Amp Lee got in on the action by taking a Willis pass 51 yards for a touchdown.

The Seminoles were firmly in control as they led 51-13 at the intermission. Brad Johnson came in for Willis in the third quarter as FSU substituted freely. Bill Mason hit a pair of field goals in the fourth quarter, from 44 and 21 yards out.

Memphis State scored once more, on a 28-yard pass from Gary Bouldin to John Bush to make the final score 57-20.

SCORE BY QUARTERS	1	2	3	4	F
Memphis State	6	7	0	7	20
Florida State	17	34	0	6	57

SCORING SUMMARY

FSU-Andrews 21 FG, 11:50
 MSU-Butler 29 FG, 7:34
 FSU-Dawsey 26 pass from Willis (Andrews kick), 7:11

MSU-Butler 25 FG, 2:47
 FSU-Carter 1 run (Andrews kick), 0:23
 FSU-Lewis 12 pass from Willis (Andrews kick), 14:55
 FSU-LaSane 15 pass from Willis (Andrews kick), 14:15
 MSU-Cox 2 run (Butler kick), 9:29
 FSU-Lewis 59 pass from Willis (kick failed), 9:08
 FSU-Lee 51 pass from Willis (Andrews kick), 7:52
 FSU-Anthony 12 pass from Willis (Andrews kick), 1:55
 FSU-Mason 44 FG, 12:53
 MSU-Bush 28 pass from Bouldin (Butler kick), 11:47
 FSU-Mason 21 FG, 7:13

TEAM STATISTICS	FSU	MSU
First Downs	28	28
Total Offense	555	357
Rushes-Yards	25-20	42-67
Passing Yards	535	290
Comp-Att-Int	28-39-0	18-33-4
Return Yards	34	-1
Sacks By-Yards Lost	2-23	3-44
Punts-Avg.	2-30	3-38
Fumbles-Lost	2-1	6-3
Penalties-Yards	11-144	6-57
Time of Possession	25:07	34:53

INDIVIDUAL STATISTICS

RUSHING-FSU-Carter 6-8, Bennett 2-11, Willis 2-(-30), Moore 3-18, Lee 2-2, Parker 5-13, Johnson 3-(-11), Pinckney 1-0, Weldon 1-9; MSU-Cox 17-21, Pryor 9-32, Jones 11-13, Ferrari 1-(-9), Bouldin 4-10.
PASSING-FSU-Willis 31-23-0-482, Johnson 8-5-0-53; MSU-Jones 24-13-2-205, Ferrari 4-1-1-24, Bouldin 5-4-1-61.
RECEIVING-FSU-Anthony 3-55, Lee 2-57, Roberts 1-23, LaSane 6-111, Lewis 3-87, Dawsey 3-56, Bennett 3-64, Carter 3-39, Moore 1-1, Parker 1-16, Baker 1-18, Clower 1-8; MSU-Copeland 7-113, Drayton 5-89, Bush 3-59, Cox 1-11, Windom 1-17, Pryor 1-1.

GAME #11
FLORIDA STATE
FLORIDA

24
17

GAINESVILLE, FLA. (Dec. 2, 1989) — Florida State finished strong to hold off a stingy and tenacious Gator team and claim a 24-17 victory over its intrastate rival in Gainesville. With the win, FSU stretched its winning streak to nine games to finish the regular season 9-2 heading to a showdown with Big Eight runnerup Nebraska in the Fiesta Bowl. The Gators completed a 7-4 season.

Peter Tom Willis capped off the best single season by any quarterback in school history by passing for 319 yards, his sixth 300 yard game of the year, the most ever by a Seminole. When the night ended, Willis also had set records for passing yardage, completions and total offense in a season.


Florida State jumped out to a 7-0 lead with 3:22 left in the first quarter when Willis hit wide receiver Terry Anthony with a 62-yard bomb. It was a bright spot in a quarter marred by penalties as both teams were flagged time and time again in the opening stanza. Three minutes after FSU took the lead,



In the regular season finale against Florida, Peter Tom Willis established new FSU single season records for total offense, pass completions and passing yardage by completing 20 of 32 passes for 319 yards, his sixth 300-yard game of the year.



Tailback Dexter Carter combined with Willis to power the Florida State offense against Florida with 97 yards rushing on 21 carries and six catches for 59 yards.



During the 1989 season, each of the 'Fab Four' receivers had a 100-yard receiving day, but Terry Anthony's 126 yards on four catches against Florida was tops.

'89 REVIEW

Florida answered with a nine-play, 44-yard drive culminating in John David Francis' 46-yard field goal as the first quarter ended with FSU ahead 7-3.

Florida State punted to start the second quarter and UF embarked on a six-play, 61-yard drive which ended with a three-yard touchdown run by wide receiver Stacey Simmons on an end-around play. It didn't take long for the Seminoles to retaliate as they took their next possession 66 yards in 12 plays. The drive stalled on the UF eight-yard line and Richie Andrews was called in to kick a 24-yard field goal. His boot tied the score at 10-10 heading into the second half.

The halftime stats were as even as the score with Florida owning a slight edge in total offense. Penalties played a huge role in the opening stanza as UF was penalized 104 yards and the Seminoles totalled 98 yards, mostly on personal foul calls, in the half.

The teams traded punts to start the third period before Willis and the FSU offense took over again. After the second Gator punt of the quarter, Willis drove the Tribe 63 yards in six plays, the biggest a 38-yard pickup by fullback Edgar Bennett off a screen pass on second and 26. On first and ten from the UF 22, Willis hit Bruce LaSane in the end zone to give FSU the lead for good at 17-10.

Florida drove to the Florida State 15 before Francis missed a field goal to start the fourth quarter. The Seminoles reacted with their final touchdown drive of the game. This one covered 80 yards and ended with a six-yard pass from Willis to tight end Dave Roberts as FSU went ahead by a pair of touchdowns. Of the 80 yards on the drive, Carter gained 38 on the ground with four rushes and 23 through the air with a pair of catches as he finished the night with 97 yards rushing and six catches for 59 yards.

Not to be outdone, Florida came back behind Emmitt and Lex Smith, and tailback Emmitt scored on a two-yard plunge to close the margin to 24-17. Florida State got the ball back and earned several

first downs, leaving the Gators only 58 seconds to mount a final scoring attempt. Florida could not get a drive going as Lex Smith threw the ball out of bounds on a fourth and 10 play, giving FSU the hard-fought victory.

Emmitt Smith had his best day ever against FSU, earning 153 yards rushing. Each team was hit with over 100 yards of penalties, FSU for 134 and UF for 124.

SCORE BY QUARTERS	1	2	3	4	F
Florida State	7	3	7	7	24
Florida	3	7	0	7	17

SCORING SUMMARY


FSU-Anthony 62 pass from Willis (Andrews kick), 3:22
 UF-Francis 46 FG, 0:20
 UF-Simmons 3 run (Francis kick), 8:21
 FSU-Andrews 24 FG, 2:50
 FSU-LaSane 22 pass from Willis (Andrews kick), 8:00
 FSU-Roberts 10 pass from Willis (Andrews kick), 8:05
 UF-E. Smith 2 run (Francis kick), 4:08

TEAM STATISTICS

	UF	FSU
First Downs	20	24
Total Offense	338	395
Rushes-Yards	45-209	37-76
Passing Yards	129	319
Comp-Att-Int	9-22-1	20-32-1
Return Yards	3	4
Sacks By-Yards Lost	3-26	1-6
Punts-Average	4-34.7	4-28.7
Fumbles-Lost	1-1	2-1
Penalties-Yards	12-124	12-134
Time of Possession	28:34	31:26

INDIVIDUAL STATISTICS

RUSHING-FSU-Carter 21-97, Willis 5-(-26), Bennett 10-11, Dawsey 1-(-6); UF-E. Smith 30-153, C. Smith 1-1, Douglas 5-8, McClendon 5-36, Lomack 1-0, Simmons 1-3, L. Smith 2-8.
PASSING-FSU-Willis 32-20-1-319; UF-Douglas 2-4-1-54, L. Smith 10-5-0-75.
RECEIVING-FSU-Anthony 4-126, Bennett 2-49, Dawsey 1-10, Lewis 1-9, Carter 6-59, Johnson 3-29, LaSane 2-27, Roberts 1-10; UF-Simmons 2-14, Lomack 1-5, Barber 2-60, Mills 2-37, Kirkpatrick 1-2, E. Smith 1-11.



Throughout the year, the Fab Four received perfect passes from Willis, but against Nebraska Lawrence Dawsey (29), Terry Anthony (8) and Ronald Lewis (7) [Bruce LaSane (88) was injured] came up with some spectacular grabs to total 15 catches for 260 yards.

1990 SUNKIST FIESTA BOWL

FLORIDA STATE

NEBRASKA

41
17

TEMPE, AZ. (Jan. 1, 1990) — Peter Tom Willis, the game's offensive Most Valuable Player, threw for five touchdowns and 422 yards to lead the Florida State Seminoles to their second Fiesta Bowl win over the Nebraska Cornhuskers, 41-17.

Scoring ten of their seventeen points in the first half, Nebraska came on strong in the first quarter with a seven-play, 69-yard touchdown drive that put them on top 7-0. Capped by a Gdowski-to-Gregory pass, the drive took only 3:41.

Florida State, seemingly not quite in the game, followed with a drive that ended in a missed 37-yard field goal by Bill Mason. Three plays later, Nebraska fumbled the ball, but the Seminoles could not capitalize on Errol McCorvey's fumble recovery.

With fourth down and two to go, fullback Paul Moore carried over the left side for but one yard. Nebraska had the ball again.

Then when it seemed luck had finally come Florida State's way with a Kevin Grant interception at the Nebraska 37-yard line, the Seminoles again failed to come through. At the top of the second quarter, Richie Andrews' 39-yard field goal attempt missed to the left.

By that time, the Florida State defense had had enough. The Seminoles allowed the Cornhuskers only 10 more points while stacking up 41 of their own.

In the second quarter, Willis completed 12 of 14 passes for 210 yards and three touchdowns to give the

Seminoles a 21-10 halftime lead. The first began with an Odell Haggins' fumble recovery on the Nebraska 37-yard line. Two plays later, Willis' pass to Terry Anthony opened the floodgates for Florida State, and the score was knotted at seven.

Nebraska followed with a 62-yard kick return and a 39-yard field goal to give them the lead, 10-7.

Sixteen plays later—after a Florida State missed fourth down conversion and a Nebraska missed field goal—the Seminoles took the lead for good on a five yard touchdown pass from Willis to Reggie Johnson.

Then with 24 seconds left in the first half, Willis struck gold again with a 10-yard pass to Dexter Carter. At halftime, Florida State was up 21-10.

Florida State continued the flood in the third quarter. Willis' passing and spectacular catching by the FSU receivers—Anthony caught six passes for 88 yards, Ronald Lewis had five for 106 yards and Lawrence Dawsey had four for 66—helped the Seminoles to three third-quarter touchdowns and a 41-10 lead.

After Paul Moore scored on a one-yard run, Willis connected with Reggie Johnson for the second time, this one for eight yards. Next came a 24-yard pass to Anthony to give the Seminoles their sixth touchdown of the game.

Nebraska's last hurrah came with just over one minute left in the game. On a two-yard scramble by quarterback Mickey Joseph, the Cornhuskers made the final score 41-17.

The win was Florida State's 10th straight after an 0-2 start to the 1990 season. FSU finished with its third straight Top Three ranking as the Seminoles were voted to the number three spot in the Associated Press poll and the number two spot by United Press International.

Bowden Win #

104

Florida State 26, Cincinnati 21
1979



Left: One of the steadiest, but least-recognized, members of the Florida State defense in 1989 was outside linebacker Kevin Grant, who came up with his second interception of the season in the Fiesta Bowl.

Below: After going the first 11 games of the season without catching a touchdown pass, tight end Reggie Johnson grabbed two in FSU's Fiesta Bowl win over Nebraska.

Another steady performer on an underrated Seminole defense was strong side linebacker Keith Carter, a senior who totalled 72 tackles, including a team-leading six for loss.



SCORE BY QUARTERS	1	2	3	4	F
Florida State	0	21	20	0	41
Nebraska	7	3	0	7	17

SCORING SUMMARY

N-Gregory 9 pass from Gdowski (Barrios kick) , 3:41
 FSU-Anthony 14 pass from Willis (Andrews kick), :11
 N-Drennan 39 FG, 1:27
 FSU-R. Johnson 5 pass from Willis (Andrews kick), :57
 FSU-Carter 10 pass from Willis (Andrews kick), 4:38
 FSU-Moore 1 run, 3:26
 FSU-R. Johnson 8 pass from Willis (Andrews kick), :04
 FSU-Anthony 24 pass from Willis (Andrews kick), 1:11
 N-Joseph 2 run (Drennan kick) :51

TEAM STATISTICS

	FSU	UN
First Downs	18	18
Total Offense	494	322
Rushes-Yards	24-72	46-155
Passing Yards	422	207
Comp-Att-Int	25-41-0	15-26-2
Return Yards	42	5
Sacks By-Yards Lost	2-15	1-8
Punts-Average	3-35.7	3-34.3
Fumbles-Lost	0-0	5-3
Penalties-Yards	13-135	6-48
Time of Possession	27:30	32:30

INDIVIDUAL STATISTICS

RUSHING-FSU-Carter 13-72, Bennett 3-3, Moore 4-3, Willis 1(-8), Dawsey 1(-4), Lee 2-6; UN-Clark 16-86, Gdowski 12-1, Bell 1-2, Carpenter 3-6, Flowers 4-25, Washington 1(-4), Hughes 1(-2), Joseph 4(-2), Rogers 4-3.
PASSING-FSU-Willis 40-25-0-422, Weldon 1-0-0-0; UN-Gdowski 23-13-2-154, Joseph 2-1-0-12, Stigge 1-1-0-41.
RECEIVING-FSU-Lewis 5-106, R. Johnson 3-27, Dawsey 4-66, Anthony 6-88, Carter 3-47, S. Baker 2-49, Bennett 1-30, Lee 1-9; UN-Dowse 1-41, Gregory 4-67, Bell 3-46, Carpenter 2-6, Bostick 3-27, Garrett 1-15, Hughes 1-5.

1989 STATISTICS

SEASON TOTALS Record 10-2 (.833); Home 5-1 (.833); Away 4-0 (1.000); Neutral 1-1 (.500)

TEAM	FSU	OPP
TOUCHDOWNS		
Rushing	21	11
Passing	25	8
Other	2	1
FIRST DOWNS		
Rushing	84	90
Passing	157	96
Penalty	26	33
Total	267	219
RUSHING		
Attempts	393	456
Yards Gained	1824	1880
Yards Lost	307	384
Net Yards	1517	1496
Yards Per Carry	3.9	3.3
Yards Per Game	137.9	136.0
PASSING		
Cmp-Att-Int	230-387-11	161-325-23
Completion Percentage	59.4	49.5
Net Yards	3448	2063
Yards Per Attempt	8.91	6.35
Yards Per Completion	14.99	12.81
Yards Per Game	313.5	187.5
Rating	149.9	96.8
TOTAL OFFENSE		
Yards	4965	3559
Plays	780	781
Yards Per Play	6.37	4.56
Yards Per Game	451.4	323.5
Points Scored	383	182
Points Per Game	34.8	16.5
INTERCEPTIONS/YDS RTND	23/233	11/168
PUNTS RETURNED/YDS/AVG	23/313/13.6	12/22/1.8
KICKS RETURNED/YDS/AVG	39/770/19.7	66/1209/18.3
PUNTS/YDS/AVG	38/1398/36.8	63/2357/37.4
PENALTIES/YDS/YDS PER GAME	89/895/81.4	74/698/63.5
FUMBLES/LOST	23/14	26/16
QB SACKED (OFFENSE)	17	44
THIRD DOWNS/CONV/PCT	131/55/42.0	156/57/36.5

SCORE BY QUARTERS	1	2	3	4	TOTAL
Florida State	92	125	105	61	383
Opponents	35	62	21	64	182

1989 FLORIDA STATE FOOTBALL RESULTS

FINAL RANKINGS: *Associated Press-Third; United Press International-Second*

DATE	OPPONENT	FSU	OPP	ATTENDANCE
9-2	Southern Miss (@ Jacksonville)	26	30	48,746
9-9	CLEMSON	23	34	61,897
9-16	@ Louisiana State	31	21	75,524
9-23	TULANE	59	9	61,613
10-7	@ Syracuse	41	10	49,832
10-14	@ Virginia Tech	41	7	41,832
10-21	AUBURN	22	14	62,711
10-28	MIAMI	24	10	62,602
11-4	SOUTH CAROLINA	35	10	61,852
11-18	MEMPHIS STATE	57	20	57,511
12-2	@ Florida	24	17	75,154
1-1	Nebraska (FIESTA BOWL)	41	17	73,953
Attendance:	Total-	688,327	Average-	57,361
	Home-	368,186	Average-	61,365
	Away-	320,141	Average-	53,357

Bowden Win #

106

Florida State 66, Memphis State 17
1979

GAME BY GAME STATISTICS

TEAM GAME	FLORIDA STATE			OPPONENTS						
	RUSHING	PASSING	TOT-OFF.	FD	TO	RUSHING	PASSING	TOT-OFF.	FD	TO
Southern Miss	33-181	42-269	75-450	24	3	37-145	39-282	76-427	20	5
Clemson	29-106	44-272	73-378	25	2	45-255	10-134	55-389	16	0
LSU	50-221	36-301	86-522	31	0	30-140	30-222	60-362	22	1
Tulane	21- 93	40-485	61-578	20	3	60-191	39-139	99-330	25	6
Syracuse	34-178	25-213	59-391	19	4	44- 91	26-252	70-343	19	5
Virginia Tech	38-126	39-408	77-534	26	3	35- 45	26-129	61-174	14	3
Auburn	43-162	25-145	68-307	19	3	42- 92	26-173	68-265	17	2
Miami	51-220	21-134	72-354	23	2	33-129	48-208	81-337	26	6
South Carolina	31-134	44-367	75-501	28	2	43-132	26-105	69-237	12	2
Memphis State	25- 20	39-535	64-555	28	1	42- 67	33-290	75-357	28	7
Florida	37- 76	32-319	69-395	24	2	45-209	22-129	67-338	20	2

INDIVIDUAL STATISTICS

PASSING	ATT	CMP	PCT	YDS	INT	TDS	RTNG
Weldon, C.	24	12	.500	257	1	5	200.4
Willis, P.T.	346	211	.610	3124	9	20	150.7
Johnson, B.	12	7	.583	67	0	0	105.2
Ward, C.	5	0	.000	0	1	0	-40.0

RUSHING	ATT	GAIN	LOSS	NET	AVG	TDS	LG
Carter, D.	131	722	38	684	5.2	8	37
Lee, A.	61	326	36	290	4.8	3	26
Bennett, E.	77	297	20	277	3.6	4	18
Moore, P.	40	179	4	175	4.4	4	20
Parker, C.	32	142	21	121	3.8	0	14
Lewis, R.	4	32	1	31	7.8	0	21
Dawsey, L.	4	33	12	21	5.3	0	18
Haynes, H.	1	21	0	21	21.0	0	21
Ward, C.	2	21	0	21	10.5	0	13
Weldon, C.	3	16	7	9	3.0	0	9
Pinckney, M.	3	3	0	3	1.0	0	2
Baker, S.	1	0	5	-5	-5.0	0	0
Johnson, B.	3	4	15	-11	-3.7	0	4
Willis, P.T.	31	28	148	-120	-3.9	2	7

RECEIVING	NUM	YDS	AVG	TDS	LG
Dawsey, L.	38	683	18.0	4	56
Anthony, T.	33	569	17.2	8	62
Lewis, R.	27	535	19.8	3	59
Carter, D.	25	297	11.9	1	33
LaSane, B.	22	299	13.6	3	45
Bennett, E.	19	213	11.2	0	38
Johnson, R.	18	219	12.2	0	24
Roberts, D.	16	158	9.9	2	23
Lee, A.	10	272	27.2	3	88
Parker, C.	8	75	9.4	1	23
Moore, P.	7	48	6.9	0	18
Clower, J.	4	27	6.8	0	9
Baker, S.	3	53	17.7	0	28

PUNTING	NUM	YDS	AVG	BKD	LG
Ward, C.	35	1297	37.1	0	57
Wimberly, J.	3	101	33.7	0	36

PUNT RETURNS	NUM	YDS	AVG	TDS	LG
Buckley, T.	22	313	14.2	1	69
Moss, A.	1	0	0.0	0	0

INT RETURNS	NUM	YDS	AVG	TDS	LG
Butler, L.	7	139	19.9	1	87
Buckley, T.	3	44	14.7	0	39
Carruthers, K.	3	21	7.0	0	18
Moss, A.	2	10	5.0	0	6
McCorvey, E.	2	0	0.0	0	0

INT RETURNS	NUM	YDS	AVG	TDS	LG
Abbott, B.	1	12	12.0	0	12
Hall, C.	1	7	7.0	0	7
Ragans, B.	1	0	0.0	0	0
Davis, J.	1	0	0.0	0	0
Grant, K.	1	0	0.0	0	0
Dodge, D.	1	0	0.0	0	0

KICK RETURNS	NUM	YDS	AVG	TDS	LG
Baker, S.	18	371	20.6	0	35
Dawsey, L.	17	342	20.1	0	49
Carter, D.	3	51	17.0	0	23
Freeman, C.	1	6	6.0	0	6

SCORING	TDS	XPI-A	XP2-A	FG-A	SAF	PTS
Andrews, R.	0	34-35	0-0	8-13	0	58
Carter, D.	9	0-0	0-0	0-0	0	54
Anthony, T.	8	0-0	0-0	0-0	0	48
Mason, B.	0	10-12	0-0	9-13	0	37
Lee, A.	6	0-0	0-0	0-0	0	36
Bennett, E.	4	0-0	0-0	0-0	0	24
Moore, P.	4	0-0	0-0	0-0	0	24
Dawsey, L.	4	0-0	0-0	0-0	0	24
LaSane, B.	3	0-0	0-0	0-0	0	18
Lewis, R.	3	0-0	0-0	0-0	0	18
Roberts, D.	2	0-0	0-0	0-0	0	12
Willis, P.T.	2	0-0	0-1	0-0	0	12
Buckley, T.	1	0-0	0-0	0-0	0	6
Butler, L.	1	0-0	0-0	0-0	0	6
Parker, C.	1	0-0	0-0	0-0	0	6

TOTAL OFF.	PLAYS	RUSH	PASS	TOTAL	YDS/PL
Willis, P.T.	377	-120	3124	3004	8.0
Carter, D.	131	684	0	684	5.2
Lee, A.	61	290	0	290	4.8
Bennett, E.	77	277	0	277	3.6
Weldon, C.	27	9	257	266	9.9
Moore, P.	40	175	0	175	4.4
Parker, C.	32	121	0	121	3.8
Johnson, B.	15	-11	67	56	3.7
Lewis, R.	4	31	0	31	7.8
Ward, C.	7	21	0	21	3.0
Dawsey, L.	4	21	0	21	5.3
Haynes, H.	1	21	0	21	21.0
Pinckney, M.	3	3	0	3	1.0
Baker, S.	1	-5	0	-5	-5.0

FIELD GOALS
Andrews, Richie: 28G, 43G, 39G, 23G, 26G, 41G, 37, 38, 40, 21G, 48, 24G, 41
Mason, Bill: 24G, 27G, 28G, 45, 37, 34G, 39, 35G, 37G, 39G, 29, 44G, 21G

'89 REVIEW

Much of the credit for Florida State's offensive success in 1989 belonged to the offensive line, led by senior tackle John Brown (50).



After leading the Tribe's 1989 rushing attack, Dexter Carter went on to become the first-round draft choice of the world champion San Francisco 49ers.

Individual Rushing

(Att-Yards-TD)

GAME	D. CARTER	A. LEE E. BENNETT	P. MOORE	C. PARKER
Southern Miss	19-118-2	DNP	6-16-0	1- 1-0
Clemson	6- 15-1	DNP	5-10-0	6-34-1
LSU	20- 95-0	DNP	7-41-1	13-59-1
Tulane	6- 26-2	5- 28-1	5-20-0	0- 0-0
Syracuse	14- 83-1	4- 38-1	6-38-0	4-11-0
Virginia Tech	9- 48-0	11- 46-0	6-10-0	6-21-0
Auburn	DNP	25-110-0	14-48-2	0- 0-0
Miami	21-142-1	7- 24-1	13-50-1	2- 1-0
South Carolina	9- 52-0	7- 42-0	3-22-0	5-30-2
Memphis State	6- 8-1	2- 2-0	2-11-0	3-18-0
Florida	21- 97-0	0- 0-0	10-11-0	0- 0-0

Individual Receiving

(Catches-Yards-TD)

RECEIVER	SOMISS	CLEMSON	LSU	TULANE	SYRACUSE	VATECH	AUBURN	MIAMI	USC	MSU	FLORIDA
Dawsey	2-45-1	7-106-0	5- 57-0	3-107-2	2-33-0	5-89-0	6-81-0	1-21-0	3- 78-0	3- 56-1	1- 10-0
Anthony	3-27-0	4- 41-0	7-101-1	2- 55-1	4-87-1	2-36-1	1-12-0	0- 0-0	3- 29-2	3- 55-1	4-126-1
Lewis	3-48-0	3- 53-0	2- 44-0	1- 23-0	2-17-0	3-61-1	DNP	3-77-0	6-116-0	3- 87-2	1- 9-0
D. Carter	4-20-0	0- 0-0	3- 39-0	3- 46-0	0- 0-0	4-72-1	DNP	1-14-0	1- 8-0	3- 39-0	6- 59-0
R. Johnson	3-36-0	2- 20-0	1- 17-0	2- 41-0	1-13-0	3-28-0	1- 5-0	0- 0-0	2- 30-0	0- 0-0	3- 29-0
LaSane	1-14-0	2- 10-0	1- 12-0	4- 58-0	1- 7-0	0- 0-0	1-15-0	0- 0-0	4- 45-1	6-111-1	2- 27-1
Roberts	6-57-0	0- 0-0	3- 14-0	2- 28-1	0- 0-0	DNP	0- 0-0	2-17-0	1- 9-0	1- 23-0	1- 10-1
Bennett	3-22-0	3- 19-0	0- 0-0	0- 0-0	2- 8-0	1-15-0	1- 4-0	1- 5-0	3- 27-0	3- 64-0	2- 49-0
Lee	DNP	DNP	DNP	1- 88-1	0- 0-0	3-85-1	3-28-0	0- 0-0	1- 14-0	2- 57-1	0- 0-0
Parker	0- 0-0	2- 20-1	2- 8-0	DNP	1-23-0	1- 3-0	0- 0-0	0- 0-0	1- 5-0	1- 16-0	DNP
Moore	0- 0-0	1- 3-0	1- 9-0	2- 11-0	1-18-0	0- 0-0	0- 0-0	0- 0-0	1- 6-0	1- 1-0	DNP


Individual Defense

(Solo Tackles-Assists)

PLAYER	SOMISS	CLEMSON	LSU	TULANE	SYRACUSE	VATECH	AUBURN	MIAMI	USC	MSU	FLORIDA
Carruthers	9-6	10- 3	4-5	7-6	4-7	4-4	8-8	8-8	6-10	8-7	9-4
Haggins	5-4	3- 3	5-5	5-6	2-6	3-2	5-8	5-7	7- 7	4-4	1-3
Butler	8-6	5-10	2-4	5-1	4-1	0-1	4-6	10-4	6- 3	6-1	3-4
Dodge	2-5	6- 7	4-2	6-3	1-4	4-5	4-6	5-4	2- 4	2-1	4-4
Ragans	1-3	2- 8	1-5	2-5	4-1	3-2	3-5	2-3	8- 3	4-1	4-6
Hayes	5-4	0- 1	2-3	3-1	3-5	3-3	5-5	5-2	3- 5	4-2	3-7
H. Ostaszewski	1-3	0- 6	2-3	3-3	4-3	1-2	6-6	0-3	3- 5	0-2	1-8
K. Carter	2-6	5- 4	5-1	2-2	3-4	5-2	5-3	1-2	2- 1	2-2	9-4
Grant	3-3	5- 4	2-2	2-3	3-4	2-3	4-2	3-0	1- 2	1-2	1-3
Thompson	2-2	0- 6	2-2	3-2	4-3	2-3	3-2	1-3	4- 3	1-2	2-1
K. Smith	4-1	3- 2	2-3	4-7	2-1	2-4	3-2	4-2	DNP	DNP	DNP
Dinkins	3-4	4- 1	2-1	2-3	5-2	0-3	1-1	0-2	3- 2	3-2	1-0
Wyche	4-1	1- 3	2-3	1-4	1-0	1-1	2-3	1-1	4- 2	2-1	2-2

1989 DEFENSIVE STATISTICS

PLAYER	POS	TACKLES				LOSS	QTRBK SACKS	—FUMBLES—		—PASSES—	
		UNAST.	ASSIST	TOTAL				CSD.	REC.	BKUP	INTC
Carruthers, K.	ILB	77	68	145	4	4	2	1	5	3	
Higgins, O.	NG	45	55	100	4	5.5	0	1	0	0	
Butler, L.	CB	53	41	94	2	1	1	1	9	7	
Dodge, D.	FS	40	45	85	0	0	0	0	4	1	
Ragans, B.	SS	34	42	76	0	1	0	1	4	1	
Hayes, E.	DT	36	38	74	4	6	1	1	1	0	
Carter, K.	ILB	41	31	72	6	0.5	2	0	1	0	
Ostaszewski, H.	DT	21	44	65	2	2	0	1	0	0	
Grant, K.	OLB	27	28	55	2	2	0	0	2	1	
Thompson, S.	OLB	24	29	53	1	8.5	0	0	1	0	
Smith, K.	ILB	24	22	46	1	1	0	0	1	0	
Dinkins, H.	OLB	24	21	45	3	3	0	1	1	0	
Wyche, J.	SS	21	21	42	0	1	1	0	1	0	
Fowler, L.	FS	14	19	33	0	0	0	0	1	0	
Strickland, O.	DT	12	20	32	3	1.5	0	0	0	0	
Moss, A.	OLB	14	17	31	5	5.5	1	2	2	2	
McCorvey, E.	CB	16	10	26	0	0	0	0	6	2	
Freeman, R.	OLB	17	8	25	0	2	1	0	0	0	
Buckley, T.	CB	17	7	24	0	0	1	0	5	2	
Ostaszewski, J.	DT	10	12	22	0	0	0	1	0	0	
Abbott, B.	SS	8	12	20	0	0.5	0	0	1	1	
Hall, C.	CB	10	8	18	0	0	0	0	1	1	
Clark, E.	ILB	6	10	16	0	0	0	0	0	0	
Brown, L.	FS	10	5	15	0	0	1	0	0	0	
Chaney, J.	NG	4	9	13	0	0	0	0	0	0	
Freeman, C.	CB	8	4	12	0	0	0	1	1	0	
Clark, D.	NG	4	8	12	0	1.5	0	0	0	0	
Davis, J.	FS	4	7	11	0	0	0	1	0	1	
Bassett, D.	SS	4	6	10	0	0	0	1	0	0	
Ross, G.	DB	7	3	10	0	0	0	1	0	0	
Stallworth, D.	ILB	3	6	9	0	0	0	0	0	0	
Lundstrom, B.	OLB	4	2	6	1	0	0	0	0	0	
Palmer, S.	ILB	1	5	6	1	0	0	0	0	0	
Sanders, T.	NG	1	3	4	0	0	0	0	0	0	
Stewart, A.	CB	1	1	2	0	0	0	0	0	0	



With 100 tackles in 1989, All-America noseguard Odell Higgins finished his career with 278 stops, 16-and-a-half quarterback sacks and 12 tackles for loss.


Bowden Win # **109** Florida State 52, Louisville 0
1980

A native of Morris, Ala., Peter Tom Willis ranked among the top 10 quarterbacks in the nation all season long and finished seventh in passing efficiency and total offense.



Following in the footsteps of All-American Deion Sanders as the FSU punt returner, freshman Terrell Buckley proved he could fill the big shoes left by Sanders as one of the top 10 punt return men in the country.

Florida State's 1989 defense featured outside linebacker Shelton Thompson, who led the squad in quarterback sacks with eight-and-a-half, the third-best single season total in FSU history.



1989 FSU RANKING IN NCAA STATISTICS

CATEGORY	RANKING	AVERAGE
Passing Offense	5th	313.5
Total Offense	10th	451.4
Scoring Offense	9th	34.8
Scoring Defense	19th	16.5
Total Defense	29th	323.5
Rushing Defense	32nd	136.0
Passing Defense	41st	187.5
Punt Returns	5th	13.6
Net Punting	35th	36.2

FSU INDIVIDUALS IN 1989 NCAA RANKINGS

PASSING EFFICIENCY

7th Peter Tom Willis
150.7 (211 Comp., 346 Att., 9 INT, 20 TD)

TOTAL OFFENSE

7th Peter Tom Willis
273.09 Yards Per Game (11-3,004)

PUNT RETURNS

9th Terrell Buckley
14.23 Yards Per Return (22-313)

INTERCEPTIONS

10th LeRoy Butler
.64 Interceptions Per Game (11-7)

OPPOSING PLAYERS IN 1989 NCAA RANKINGS

SCORING

17th Carlos Huerta (Miami)
9.18 Points Per Game (11-101)

RECEIVING

20th Wesley Carroll (Miami)
5.30 Catches Per Game (10-53)

FIELD GOALS

4th Mickey Thomas (Virginia Tech)
1.91 Field Goals Per Game (11-21)

Bowden Win # **110** Florida State 63, East Carolina 7
1980

1989 HIGHS & LOWS

INDIVIDUAL

Longest Run From Scrimmage: 37 yards, Dexter Carter vs. Miami (TD)
Longest Pass Play: 88 yards, Casey Weldon to Amp Lee vs. Tulane (TD)
Longest Field Goal: 44 yards, Bill Mason vs. Memphis State
Longest Punt: 57 yards, Charlie Ward vs. Miami
Longest Punt Return: 69 yards, Terrell Buckley vs. Syracuse (TD)
Longest Kickoff Return: 49 yards, Lawrence Dawsey vs. Memphis State
Longest Interception Return: 87 yards, LeRoy Butler vs. Syracuse (TD)
Most Rushing Attempts: 25, Amp Lee vs. Auburn
Most Yards Rushing: 142, Dexter Carter vs. Miami
Most TDs Rushing: 2, Dexter Carter vs. Southern Miss and Tulane, Edgar Bennett vs. Auburn, Paul Moore vs. South Carolina
Most Passes Attempted: 40, Peter Tom Willis vs. Southern Miss, Clemson and Nebraska
Most Passes Completed: 25, Peter Tom Willis vs. Clemson, LSU, South Carolina and Nebraska
Most Yards Passing: 482, Peter Tom Willis vs. Memphis State
Most TD Passes Thrown: 6, Peter Tom Willis vs. Memphis State (FSU record)
Most TD Passes Caught: 2, Lawrence Dawsey vs. Tulane, Terry Anthony vs. South Carolina,

Ronald Lewis vs. Memphis State, Reggie Johnson and Terry Anthony vs. Nebraska
Most Yards Pass Receiving: 126, Terry Anthony vs. Florida
Most Pass Receptions: 7, Lawrence Dawsey vs. Clemson, Terry Anthony vs. LSU
Most Passes Intercepted: 2, LeRoy Butler vs. Tulane and Syracuse, Terrell Buckley vs. Memphis State, Kirk Carruthers vs. Miami
Most Yards Total Offense: 452, Peter Tom Willis vs. Memphis State
Most TDs Scored: See Most TD Passes Caught and Most TDs Rushing.
Most Field Goals: 3, Bill Mason vs. Auburn
Most Punts: 5, Charlie Ward vs. Miami
Best Punting Average: 44.0 yards, Charlie Ward vs. Miami
Most Total Tackles: 16, Kirk Carruthers vs. Auburn, Miami and South Carolina
Most Unassisted Tackles: 10, Kirk Carruthers vs. Clemson
Most Sacks: 2.5, Eric Hayes vs. Virginia Tech
Longest Touchdown Pass by Opponent: 42 yards by South Carolina (DeMasi to Miller)
Longest Touchdown Run by Opponent: 73 yards by Clemson (Terry Allen)
Longest Touchdown Play by Opponent: 73 yards by Clemson (T. Allen run; W. Simmons INT return)
Most Yards Rushing by Opponent: 153, Emmitt Smith (Florida)

TEAM

OFFENSE

Points	HIGH 59 vs. Tulane
First Downs	31 vs. LSU
By Rush	12 vs. Miami
By Pass	23 vs. Memphis State
By Penalty	5 vs. Miami, Florida
Rushing Yardage	221 vs. LSU
Passing Yardage	535 vs. Memphis State*
Total Offense	578 vs. Tulane
Total Plays	86 vs. LSU
Rushing Attempts	51 vs. Miami
Passing Attempts	44 vs. Clemson, South Carolina
Pass Completions	28 vs. Memphis State
Passes Had Intercepted	2 vs. Tulane, Auburn, South Carolina
Fumbles	4 vs. Syracuse
Fumbles Lost	3 vs. Southern Miss, Syracuse
Penalties	14 vs. Miami
Yards Penalized	144 vs. Memphis State

DEFENSE

Yards Rushing	HIGH 255 by Clemson
Rushing Attempts	60 by Tulane
Passing Attempts	48 by Miami
Pass Completions	23 by Miami
Yards Passing	282 by Southern Miss
Total Offense	427 by Southern Miss
First Downs	28 by Memphis State
By Rush	13 by Tulane, Florida
By Pass	15 by Memphis State
By Penalty	8 by Miami
Fumbles Lost	3 by Southern Miss, Virginia Tech

LOW

22 vs. Auburn
19 vs. Syracuse, Auburn
3 vs. Tulane
6 vs. Miami
0 vs. Tulane
20 vs. Memphis State
134 vs. Miami
307 vs. Auburn
59 vs. Syracuse
21 vs. Tulane
21 vs. Miami
8 vs. Miami
0 vs. Southern Miss, LSU, Memphis State
0 vs. South Carolina
0 vs. LSU, South Carolina
5 vs. Auburn
30 vs. Auburn

LOW

45 by Virginia Tech
30 by LSU
10 by Clemson
8 by Clemson
105 by South Carolina
174 by Virginia Tech
12 by South Carolina
5 by Virginia Tech
3 by South Carolina
0 by Clemson
0 by Clemson, Memphis State

*FSU single season record

'89
REVIEW

Bowden Win #

111

Florida State 18, Nebraska 14
1980

1989 FLORIDA STATE HONOR ROLL

(First team unless otherwise noted.)

MICHAEL TANKS, Sr., Center
Outland Trophy Finalist
Football Writer's All-American
Associated Press All-American
United Press International All-American (2nd)
The Sporting News All-American (HM)
All-South Independent
King All-America Classic participant

ODELL HAGGINS, Sr., Noseguard
Kodak Coaches All-American
Walter Camp All-American
United Press International All-American (2nd)
Football News All-American (2nd)
The Sporting News All-American (HM)
All-South Independent
Japan Bowl participant
East-West Shrine Game participant

LeROY BUTLER, Sr., Cornerback
Associated Press All-American
United Press International All-American
Walter Camp All-American
The Sporting News All-American (HM)
All-South Independent
Japan Bowl participant
Senior Bowl participant

KIRK CARRUTHERS, So., Inside Linebacker
All-South Independent
The Sporting News All-American (HM)
ESPN Most Valuable Player (Miami)
Sports Illustrated Player of the Week (Miami)
The Sporting News Player of the Week (Miami)

DEXTER CARTER, Sr., Tailback
The Sporting News All-American (HM)
Senior Bowl participant

PETER TOM WILLIS, Sr., Quarterback
All-South Independent
United Press International All-American (HM)
The Sporting News All-American (HM)
ESPN Most Valuable Player (LSU)
ESPN Most Valuable Player (Florida)
Sports Illustrated Player of the Week (Memphis State)
Japan Bowl participant
Senior Bowl participant

ERIC HAYES, Sr., Defensive Tackle
Football News All-American (3rd)
The Sporting News All-American (HM)
All-South Independent (2nd)
King All-America Classic participant

JOHN BROWN, Sr., Offensive Tackle
All-South Independent

LAWRENCE DAWSEY, Jr., Wide Receiver
All-South Independent
The Sporting News All-American (HM)

SHELTON THOMPSON, Sr., Outside Linebacker
All-South Independent (2nd)


RONALD LEWIS, Sr., Wide Receiver
The Sporting News All-American (HM)
Senior Bowl participant

TERRY ANTHONY, Sr., Wide Receiver
The Sporting News All-American (HM)
King All-America Classic participant

DAVE ROBERTS, Jr., Tight End
Academic All-American (2nd)

AMP LEE, Fr., Tailback
ESPN Most Valuable Player (Auburn)

Quarterback Peter Tom Willis was one of seven Seminoles to earn a spot on the first team All-South Independent team in 1989.



One of three finalists for the Outland Trophy Award for interior linemen, center Michael Tanks was named to a pair of All-America teams and nearly garnered the third national award for a Seminole in three seasons.

