




11/11/11





*Peter Tom Willis rewrites the Florida State record book in 1989, breaking or tying 14 Florida State passing and total offense records.*

# RECORD BOOK

## INDIVIDUAL RECORDS

(Bowl games not included) \*NCAA Record \*\*NCAA Freshman Record

### TOTAL OFFENSE

#### MOST PLAYS

Game - 61, Gary Huff vs. Houston, Nov. 4, 1972  
 Season - 429, Gary Huff, 1972  
 Career - 921, Gary Huff, 1970-72

#### MOST YARDS GAINED

Game - 490, Bill Cappleman vs. Memphis State, Nov. 15, 1969  
 Season - 3,004, Peter Tom Willis, 1989  
 Career - 6,086, Gary Huff, 1970-72

#### MOST TOUCHDOWNS RESPONSIBLE FOR

Game - 6, Gary Huff vs. South Carolina, Oct. 23, 1971 and Peter Tom Willis vs. Memphis State, Nov. 18, 1989  
 Season - 26, Gary Huff, 1972, Bill Cappleman, 1968  
 Career - 54, Gary Huff, 1970-72

### RUSHING

#### MOST RUSHES

Game - 33, Greg Allen vs. East Carolina, Sept. 3, 1983  
 Season - 239, Larry Key, 1977  
 Career - 625, Larry Key, 1974-77

#### MOST YARDS GAINED

\*\*Game - 322, Greg Allen vs. Western Carolina, Oct. 31, 1981  
 Season - 1,230, Sammie Smith, 1987  
 Career - 3,769, Greg Allen, 1981-84

#### MOST YARDS GAINED (SEASON)

By a Freshman - 888, Greg Allen, 1981  
 By a Sophomore - 1,230, Sammie Smith, 1987  
 By a Junior - 1,134, Greg Allen, 1983  
 By a Senior - 1,117, Larry Key, 1977

#### MOST GAMES GAINING 100 YARDS

Season - 7, Sammie Smith, 1987  
 Career - 16, Greg Allen, 1981-84

#### CONSECUTIVE 100-YARD GAMES

Career - 4, Sammie Smith, 1987

#### MOST GAMES GAINING 200 YARDS

Season - 2, Greg Allen, 1981  
 Career - 4, Greg Allen, 1981-84

#### MOST GAMES GAINING 300 YARDS

Season - 1, Greg Allen, 1981  
 Career - 1, Greg Allen, 1981

#### HIGHEST AVERAGE PER RUSH

Game (Min. 10 atts.) - 14.1, (15-212), Victor Floyd vs. South Carolina, Nov. 9, 1985; (Min. 20 atts.) - 10.1, (22-223), Greg Allen vs. Arizona State, Nov. 4, 1984  
 Season (Min. 100 atts.) - 7.3, (133-971), Greg Allen, 1984  
 Career (Min. 200 atts.) - 6.2, Sammie Smith, 1985-88

#### MOST TDS RUSHING

Game - 4, Greg Allen vs. South Carolina, Nov. 6, 1982; vs. Louisville, Nov. 13, 1982  
 Season - 20, Greg Allen, 1982  
 Career - 44, Greg Allen, 1981-84

#### LONGEST RUSH

Game - 97, Larry Key vs. Virginia Tech, Nov. 11, 1976

#### MOST ALL-PURPOSE YARDAGE

\*Game - 417, Greg Allen vs. Western Carolina, Oct. 31, 1981  
 Season - 1,605, Greg Allen, 1982  
 Career - 4,996, Greg Allen, 1981-84

## **PASSING**

### **HIGHEST PASSING EFFICIENCY RATING**

Season (Min. 10 atts./game) - 153.0, Chip Ferguson, 1988  
Career (Min. 15 cmp./game) - 148.5, Peter Tom Willis, 1986-89

### **MOST PASSES ATTEMPTED**

Game - 58, Gary Huff vs. Florida, Oct. 7, 1972  
Season - 385, Gary Huff, 1972  
Career - 796, Gary Huff, 1970-72

### **MOST PASSES COMPLETED**

Game - 31, Bill Cappleman vs. Memphis State, Nov. 15, 1969  
Season - 211, Peter Tom Willis, 1989  
Career - 436, Gary Huff, 1970-72

### **HIGHEST COMPLETION PERCENTAGE**

Game (Min. 15 atts.) - 85.0, (17-20), Peter Tom Willis vs. South Carolina, Nov. 5, 1988  
Season (Min. 100 atts.) - 62.9, (122-194), Chip Ferguson, 1988  
Career (Min. 300 atts.) - 60.8, (304-500), Peter Tom Willis, 1986-89

### **MOST PASSES INTERCEPTED**

Game - 5, Bill Cappleman vs. Virginia Tech, Nov. 2, 1968  
Season - 23, Gary Huff, 1972  
Career - 42, Gary Huff, 1970-72

### **LOWEST INTERCEPTION PERCENTAGE**

Season (Min. 100 atts.) - 1.65, (2-121), Steve Tensi, 1962  
Career (Min. 300 atts.) - 3.20, (16-500), Peter Tom Willis, 1986-89

### **MOST YARDS GAINED**

Game - 508, Bill Cappleman vs. Memphis State, Nov. 15, 1969  
Season - 3,124, Peter Tom Willis, 1989  
Career - 6,378, Gary Huff, 1970-72

### **MOST 200-YARD GAMES**

Season - 9, Gary Huff, 1972 and Peter Tom Willis, 1989  
Career - 15, Gary Huff, 1970-72

### **CONSECUTIVE 200-YARD GAMES**

Career - 11, Gary Huff, 1971-72

### **MOST 300-YARD GAMES**

Season - 6, Peter Tom Willis, 1989  
Career - 6, Peter Tom Willis, 1986-89

### **CONSECUTIVE 300-YARD GAMES**

Season - 3, Peter Tom Willis, 1989  
Career - 3, Kim Hammond, 1967 and Peter Tom Willis, 1989

### **MOST YARDS PER ATTEMPT**

Game (Min. 15 atts.) - 15.5, (482-31), Peter Tom Willis, vs. Memphis State, Nov. 18, 1989  
Season (Min. 100 atts.) - 9.0, (3,124-346), Peter Tom Willis, 1989

Career (Min. 300 atts.) - 8.6, (4,291-500), Peter Tom Willis, 1989

### **MOST YARDS PER COMPLETION**

Game (Min. 15 atts.) - 23.8, (285-12), Gary Huff vs. Tulsa, Nov. 20, 1971  
Season (Min. 100 atts.) - 15.6, (1,218-78), Eric Thomas, 1984  
Career (Min. 300 atts.) - 14.6, (6,378-436), Gary Huff, 1970-72

### **MOST TD PASSES**

Game - 6, Peter Tom Willis vs. Memphis State, Nov. 18, 1989  
Season - 25, Bill Cappleman, 1968; Gary Huff, 1972  
Career - 52, Gary Huff, 1970-72

### **CONSECUTIVE GAMES WITH TD PASS**

Career - 13, Gary Huff, 1971-72

### **LONGEST PASS**

Game - 96, Kurt Unglaub from Jimmy Jordan vs. Virginia Tech, Nov. 20, 1976

## **RECEIVING**

### **MOST PASSES CAUGHT**

Game - 16, Ron Sellers vs. South Carolina, Oct. 26, 1968  
Season - 86, Ron Sellers, 1968  
Career - 212, Ron Sellers, 1966-68

### **CONSECUTIVE GAMES CATCHING A PASS**

Career - 30, Ron Sellers, 1966-68

### **MOST YARDS GAINED**

Game - 260, Ron Sellers vs. Wake Forest, Nov. 23, 1968  
Season - 1,496, Ron Sellers, 1968  
Career - 3,598, Ron Sellers, 1966-68

### **HIGHEST AVERAGE PER RECEPTION**

Game (Min. 5 rec.) - 34.6, (173-5), Ron Sellers vs. Maryland, Sept. 21, 1968  
Season (Min. 30 rec.) - 21.7, (738-34), Hassan Jones, 1985  
Career (Min. 70 rec.) - 20.1, (2,392-119), Barry Smith, 1970-72

### **MOST TD PASSES CAUGHT**

Game - 5, Ron Sellers vs. Wake Forest, Nov. 23, 1968  
Season - 13, Barry Smith, 1972  
Career - 25, Barry Smith, 1970-72

### **YARDS GAINED PER GAME**

Season - 149.6, Ron Sellers, 1968  
Career - 119.9, Ron Sellers, 1966-68

### **MOST 100-YARD RECEIVING GAMES**

Season - 8, Barry Smith, 1972  
Career - 18, Ron Sellers, 1966-68

### **MOST 200-YARD RECEIVING GAMES**

Season - 4, Ron Sellers, 1968  
Career - 5, Ron Sellers, 1966-68

# RECORD BOOK

## SCORING

### MOST POINTS

Game - 30, Ron Sellers vs. Wake Forest,  
Nov. 23, 1968  
Season - 126, Greg Allen, 1982  
\*Career - 393, Derek Schmidt, 1984-87

### MOST TOUCHDOWNS

Game - 5, Ron Sellers vs. Wake Forest,  
Nov. 23, 1968  
Season - 21, Greg Allen, 1982  
Career - 46, Greg Allen, 1981-84

### MOST PAT ATTEMPTED

Game - 10, Derek Schmidt vs. Tulsa, Oct. 19,  
1985; Derek Schmidt vs. Tulane, Oct. 31, 1987  
Season - 58, Richie Andrews, 1988  
Career - 178, Derek Schmidt, 1984-87

### MOST PAT MADE

Game - 10, Derek Schmidt vs. Tulsa, Oct. 19,  
1985; Derek Schmidt vs. Tulane, Oct. 31, 1987  
Season - 57, Richie Andrews, 1988  
Career - 174, Derek Schmidt, 1984-87

### HIGHEST PERCENTAGE OF PAT MADE

Season (Min. 25 att.) - 100.0, (38-38), Bill Capece,  
1980; Derek Schmidt (42-42), 1984 and  
(44-44), 1985  
Career (Min. 100 att.) - 97.8, (174-178), Derek  
Schmidt, 1984-87

### CONSECUTIVE PAT

Career - 108, Derek Schmidt, 1984-86

### MOST POINTS KICKING

Game - 18, Bill Capece vs. Pittsburgh,  
Oct. 11, 1980  
Season - 116, Derek Schmidt, 1987  
\*Career - 393, Derek Schmidt, 1984-87

## PUNTING

### MOST PUNTS

Game - 12, Joe Downey vs. Houston, Nov. 3, 1973;  
Bill Cheshire vs. Florida, Sept. 28, 1968  
Season - 81, Joe Downey, 1973  
Career - 244, Rohn Stark, 1978-81

### HIGHEST AVERAGE

Game (Min. 5 punts) - 54.8, (329-6), Rohn Stark  
vs. Florida, Nov. 28, 1981  
Season (Min. 30 punts) - 46.0, (2,941-64), Rohn  
Stark, 1981  
Career (Min. 100 punts) - 42.7, (10,418-244), Rohn  
Stark, 1978-81

### MOST YARDS ON PUNTS

Game - 465, Joe Downey vs. Houston, Nov. 3, 1973  
Season - 3,092, Joe Downey, 1973  
Career - 10,418, Rohn Stark, 1978-81

### LONGEST PUNT

Game - 84, Tommy Brown vs. Tampa, 1950



At the end of his four-year career, placekicker Derek Schmidt owned both the Florida State and NCAA career scoring records.



While Ron Sellers still owns most of the FSU receiving records, Hassan Jones recorded the highest average per catch in a season with 738 yards on 34 catches in 1985.



## PUNT RETURNS

### MOST PUNT RETURNS

Game - 10, David Snell vs. South Carolina, Oct. 24, 1970  
 Season - 40, David Snell, 1970  
 Career - 126, Deion Sanders, 1985-88

### MOST YARDS ON PUNT RETURNS

Game - 137, Bobby Jackson vs. Virginia Tech, Nov. 16, 1974  
 Season - 503, Deion Sanders, 1988  
 Career - 1,429, Deion Sanders, 1985-88

### HIGHEST AVERAGE PER PUNT RETURN

Game (Min. 3) - 45.7, (137-3), Bobby Jackson vs. Virginia Tech, Nov. 16, 1974  
 Season (Min. 10) - 20.1, (241-12), Phil Abraira, 1969  
 Career (Min. 25) - 14.0, (377-27), Buddy Blankenship, 1964-65

### MOST TDs ON PUNT RETURNS

Game - 2, Joe Wessel vs. Arizona State, Nov. 3, 1984  
 Season - 3, Joe Wessel, 1984  
 Career - 3, Joe Wessel, 1981-84; Deion Sanders, 1985-88

### LONGEST PUNT RETURN

Game - 92, Phil Abraira vs. North Carolina, Nov. 22, 1969

## KICKOFF RETURNS

### MOST KICKOFF RETURNS

Game - 6, Larry Key vs. Miami, Sept. 24, 1977 and vs. Miami, Sept. 18, 1976; Joe Goldsmith vs. Mississippi State, Oct. 13, 1973; Billy Allen vs. East Carolina, 1983  
 Season - 29, Joe Goldsmith, 1973  
 Career - 73, Keith Ross, 1985-88

### MOST YARDS ON KICKOFF RETURNS

Game - 184, Leon Bright vs. Virginia Tech, Nov. 16, 1974  
 Season - 583, Keith Ross, 1986  
 Career - 1,703, Keith Ross, 1985-88

### HIGHEST AVERAGE PER KICKOFF RETURN

Game (Min. 3) - 46.0, (184-4), Leon Bright vs. Virginia Tech, Nov. 16, 1974  
 Season (Min. 10) - 27.5, (358-13), Bill Odom, 1955  
 Career (Min. 35) - 24.1, (1278-53), Keith Ross, 1985-87

### MOST TDs ON KICKOFF RETURNS

Game - 1, 10 players, latest Dexter Carter, Miami, Nov. 1, 1986  
 Season - 1, 10 players, latest Dexter Carter, Miami, Nov. 1, 1986  
 Career - 2, Eddie McMillian, 1970-72; T.K. Wetherell, 1964-66

### LONGEST KICKOFF RETURN

Game - 100, Leon Bright vs. Virginia Tech, Nov. 16, 1974; Bill Moreman/T.K. Wetherell vs.

Kentucky, Oct. 9, 1965; Keith Ross/Dexter Carter vs. Miami, Nov. 1, 1986

## FIELD GOALS

### MOST FIELD GOALS ATTEMPTED

Game - 8, Frank Fontes vs. Wake Forest, Sept. 26, 1970  
 Season - 31, Derek Schmidt, 1987  
 Career - 104, Derek Schmidt, 1984-87

### MOST FIELD GOALS MADE

Game - 5, Bill Capece vs. Pittsburgh, Oct. 11, 1980  
 Season - 23, Derek Schmidt, 1987  
 Career - 73, Derek Schmidt, 1984-87

### HIGHEST PERCENTAGE OF FIELD GOALS MADE

Season (Min. 15 atts.) - 74.2, (23-31), Derek Schmidt, 1987  
 Career (Min. 50 atts.) - 70.2, (73-104), Derek Schmidt, 1984-87

### LONGEST FIELD GOAL MADE

Game - 54, Derek Schmidt vs. Miami, Sept. 22, 1984

## BLOCKED KICKS

### MOST BLOCKED KICKS

Game - 2, Joe Wessel vs. Temple, Sept. 29, 1984; J.T. Thomas vs. Louisville, Sept. 12, 1970  
 Season - 5, Joe Wessel, 1984  
 Career - 7, Bobby Butler, 1977-80

### MOST BLOCKED PUNTS

Game - 2, Ron Hester vs. Boston College, 1980; Kelvin Smith vs. Southern Miss, 1987  
 Season - 4, Joe Wessel, 1984  
 Career - 5, Bobby Butler, 1977-80

### MOST BLOCKED FIELD GOALS

Game - 2, J.T. Thomas vs. Louisville, Sept. 12, 1970  
 Season - 2, J.T. Thomas, 1970  
 Career - 2, Alphonso Carreker, 1980-83; J.T. Thomas, 1969-71

### MOST TDs SCORED OFF BLOCKED KICKS

Game - 2, Joe Wessel vs. Arizona State, Nov. 3, 1984  
 Season - 3, Joe Wessel, 1984  
 Career - 3, Joe Wessel, 1981-84

### MOST TDs SCORED OFF BLOCKED PUNTS

Game - 2, Joe Wessel vs. Arizona State, Nov. 3, 1984  
 Season - 3, Joe Wessel, 1984  
 Career - 3, Joe Wessel, 1981-84

### MOST TDs SCORED OFF BLOCKED FIELD GOALS

Game - 1, many players, latest Eric Riley vs. Temple, Sept. 29, 1984  
 Season - 1, many players, latest Eric Riley, 1984  
 Career - 1, many players, latest Eric Riley, 1980-84

## FUMBLES

### CAUSED FUMBLES

Game - 2, many players  
Season - 13, Ron Simmons, 1977  
Career - 17, Ron Simmons, 1977-80

### FUMBLE RECOVERIES

Game - 3, Ron Wallace vs. Wichita State,  
Sept. 20, 1969  
Season - 6, Ron Wallace, 1969  
Career - 8, Ron Simmons, 1977-80; Willie Jones,  
1975-78; Ron Wallace, 1968-70

## TACKLES

### TOTAL TACKLES

Game - 29, Dale McCullers vs. Texas A&M,  
Oct. 5, 1968  
Season - 181, Aaron Carter, 1977  
Career - 512, Aaron Carter, 1974-77

### QUARTERBACK SACKS

Game - 5, Ron Simmons vs. North Texas State,  
Oct. 29, 1977  
Season - 12, Ron Simmons, 1977  
Career - 25, Ron Simmons, 1977-80

### TACKLES FOR LOSS

Game - 4, Isaac Williams vs. Temple, Sept. 29,  
1984 and Anthony Moss vs. Virginia Tech,  
Oct. 14, 1989  
Season - 17, Ron Simmons, 1979  
Career - 44, Ron Simmons, 1977-80

## INTERCEPTIONS

### MOST PASSES INTERCEPTED

Game - 3, Tommy Brown vs. Stetson, 1950 and vs.  
Georgia Tech, 1952; Bud Whitehead vs.  
Virginia Tech, Oct. 10, 1959; J.T. Thomas vs.  
Kansas State, Nov. 21, 1970  
Season - 8, Curt Cambell, 1951 and Monk  
Bonasorte, 1979  
Career - 15, Monk Bonasorte, 1978-80

### MOST YARDS ON INTERCEPTIONS


Game - 109, LeRoy Butler vs. Syracuse, 1989  
Season - 139, LeRoy Butler, 1989  
Career - 287, Deion Sanders, 1985-88

### MOST TDs ON INTERCEPTIONS

Game - 1, many players, latest LeRoy Butler vs.  
Syracuse, Oct. 7, 1989  
Season - 2, Deion Sanders, 1988  
Career - 4, Deion Sanders, 1985-88

### LONGEST INTERCEPTION RETURN

Game - 100, Deion Sanders vs. Tulsa,  
Oct. 19, 1985



*The second two-time All-American in Florida State history, cornerback Deion Sanders returned four interceptions for touchdowns in his career, including a record 100-yarder in 1985.*

## TEAM RECORDS



*In 1979, the quarterback duo of Jimmy Jordan (above) and Wally Woulham led Florida State to a perfect 11-0 record during the regular season.*



*Against Memphis State last November in Tallahassee, quarterback Peter Tom Willis directed the Seminole offense to a record-setting day.*

### Single-Game Offense

#### TOTAL OFFENSE

- Most Plays** - 100, vs. East Carolina, Sept. 20, 1980
- Most Plays, Both Teams** - 173, vs. San Diego State, Oct. 27, 1973
- Most Yards Gained** - 706, vs. East Carolina, Oct. 16, 1982
- Most Yards Gained, Both Teams** - 1,219, Arizona State, Nov. 3, 1984
- Most Touchdowns** - 9, vs. East Carolina, Sept. 20, 1980; vs. Memphis State, Nov. 17, 1979

#### RUSHING

- Most Rushes** - 81, vs. East Carolina, Sept. 20, 1980
- Most Rushes, Both Teams** - 120, vs. Oklahoma, Sept. 25, 1976
- Most Yards** - 479, vs. Western Carolina, Oct. 31, 1981
- Most Yards, Both Teams** - 706, vs. Louisville, Nov. 13, 1982
- Most Touchdowns** - 7, vs. East Carolina, Sept. 20, 1980

#### PASSING

- Most Passes Attempted** - 59, vs. Florida, Oct. 7, 1972
- Most Passes Attempted, Both Teams** - 94, vs. Ohio State, Oct. 3, 1981
- Most Passes Completed** - 31, vs. Memphis State, Nov. 15, 1969
- Most Passes Completed, Both Teams** - 56, vs. Ohio State, Oct. 3, 1981
- Highest Percentage Completed (Min. 20 atts.)** - 84.0, (21-25), vs. Virginia Tech, Oct. 2, 1971
- Most Passes Intercepted** - 7, vs. South Carolina, Nov. 10, 1984
- Most Yards Gained** - 535, vs. Memphis State, Nov. 18, 1989
- Most Yards Gained, Both Teams** - 829, vs. Memphis State, Nov. 18, 1989
- Touchdown Passes** - 6, vs. Memphis State, Nov. 18, 1989

#### SCORING

- Most Points** - 76, vs. Tulsa, Oct. 19, 1985
- Most Points, Both Teams** - 96, vs. Arizona State, Nov. 3, 1984
- Greatest Margin of Victory** - 74, vs. Whiting Field, 1949\*; 62, vs. Tulsa, 1985
- Greatest Margin of Defeat** - 49, vs. Florida, 1973
- Most Touchdowns** - 10, vs. Tulsa, Oct. 19, 1985 and Tulane, 1987
- Most Touchdowns, Both Teams** - 13, vs. East Carolina, Sept. 3, 1983



**Most PAT Made** - 10, vs. Tulsa, 1985; and Tulane, 1987  
**Most PAT Made, Both Teams** - 12, vs. Tulsa, Oct. 19, 1985; and Tulane, 1987  
**Most Field Goals Made** - 5, vs. Pittsburgh, Oct. 11, 1980  
**Most Field Goals Made, Both Teams** - 6, vs. Florida, Dec. 3, 1983  
*\*Not recognized by the NCAA*

### **FIRST DOWNS**

**Most First Downs** - 36, vs. East Carolina, Sept. 20, 1980  
**Most First Downs, Both Teams** - 56, vs. Memphis State, Nov. 18, 1989  
**Most Rushing First Downs** - 24, vs. East Carolina, Sept. 20, 1980  
**Most Rushing First Downs, Both Teams** - 32, vs. Auburn, Oct. 23, 1976  
**Most Passing First Downs** - 23, vs. Memphis State, Nov. 18, 1989  
**Most Passing First Downs, Both Teams** - 38, vs. Memphis State, Nov. 18, 1989  
**Most Penalty First Downs** - 5, vs. Miami, Oct. 28, 1989; vs. Florida, Dec. 2, 1989  
**Most Penalty First Downs, Both Teams** - 13, vs. Miami, Oct. 28, 1989

### **PUNTING**

**Most Punts** - 12, vs. Houston, Nov. 3, 1973; vs. Florida, Sept. 28, 1968  
**Highest Average (Min. 5)** - 54.8, (329-6) vs. Florida, Nov. 28, 1981

### **PUNT RETURNS**

**Most Punt Returns** - 10, vs. South Carolina, Oct. 24, 1970  
**Most Yards Gained** - 171, vs. Virginia Tech, Nov. 16, 1974  
**Most Touchdowns** - 2, vs. Arizona State, Nov. 3, 1984

### **KICKOFF RETURNS**

**Most Kickoff Returns** - 9, vs. Miami, Sept. 18, 1976; vs. Auburn, Nov. 19, 1960  
**Most Yards Gained** - 205, vs. Virginia Tech, Nov. 16, 1974  
**Most Touchdowns** - 1, nine times, latest vs. Miami, Nov. 1, 1986

### **FUMBLES**

**Most Fumbles** - 10, vs. Wichita State, Sept. 20, 1969  
**Most Fumbles, Both Teams** - 27, vs. Wichita State, Sept. 20, 1969  
**Most Fumbles Lost** - 7, vs. Wichita State, Sept. 20, 1969  
**Most Fumbles Lost, Both Teams** - 17, vs. Wichita State, Sept. 20, 1969

### **PENALTIES**

**Most Penalties** - 16, vs. Virginia Tech, Nov. 12, 1988  
**Most Penalties, Both Teams** - 31, vs. South Carolina, Nov. 9, 1985  
**Most Yards Penalized** - 172, vs. Furman, Sept. 21, 1957  
**Most Yards Penalized, Both Teams** - 264, vs. South Carolina, Nov. 9, 1985

### **Single-Game Defense**

#### **TOTAL DEFENSE**

**Fewest Plays** - 38, vs. Memphis State, Nov. 4, 1967  
**Fewest Yards** - 23, vs. The Citadel, Sept. 15, 1962  
**Most Yards** - 651, vs. Arizona State, Nov. 3, 1984

#### **RUSH DEFENSE**

**Fewest Rushes** - 22, vs. Pittsburgh, Oct. 11, 1980  
**Fewest Yards** - -18, vs. Miami (36 carries), Nov. 2, 1985  
**Most Yards** - 466, vs. Houston, Nov. 23, 1974

#### **PASS DEFENSE**

**Fewest Passes Attempted** - 4, vs. Georgia Tech, Oct. 4, 1975; vs. Virginia Tech, Oct. 11, 1975 and vs. Memphis State, Nov. 4, 1967  
**Fewest Passes Completed** - 0, vs. William & Mary, Oct. 22, 1960  
**Lowest Percentage Completed (Min. 10 atts.)** - 15.4, (2-13), vs. Kansas State, Oct. 2, 1976 and vs. The Citadel, Sept. 15, 1962  
**Fewest Yards** - 0, vs. William & Mary, Oct. 22, 1960  
**Most Yards** - 532, vs. Arizona State, Nov. 3, 1984  
**Most Passes Intercepted** - 5, five times, latest vs. Florida, Nov. 23, 1979  
**Most Yards on Interceptions** - 134, vs. Tulsa, Oct. 19, 1985  
**Most TDs on Interceptions** - 2, vs. Tulsa, Oct. 19, 1985; vs. Louisiana Tech, Oct. 22, 1988

#### **FIRST DOWNS**

**Fewest First Downs** - 2, vs. The Citadel, Sept. 15, 1962  
**Fewest Rushing First Downs** - 0, vs. Louisville, Sept. 13, 1980  
**Fewest Passing First Downs** - 0, seven times, latest vs. East Carolina, Sept. 20, 1980

## **BLOCKED KICKS**

- Most Blocked Kicks** - 2, many times, latest vs. Louisiana Tech, Oct. 22, 1988
- Most Blocked Punts** - 2, Tulane, Oct. 20, 1984; vs. South Carolina, Nov. 6, 1982; vs. Arizona State, Nov. 3, 1984; vs. Southern Miss, Oct. 10, 1987; vs. Louisiana Tech, Oct. 22, 1988
- Most Blocked Field Goals** - 2, vs. Louisville, 1970
- Most TDs Scored off Blocked Kicks** - 2, vs. Arizona State, Nov. 3, 1984 and vs. Tulane, Oct. 20, 1984
- Most TDs Scored off Blocked Punts** - 2, vs. Tulane, Oct. 20, 1984 and vs. Arizona State, Nov. 3, 1984
- Most TDs Scored off Blocked Field Goals** - 1, many times, latest Temple, Sept. 29, 1984

## **FUMBLES**

- Most Fumbles Caused** - 17, vs. Wichita State, Sept. 20, 1969
- Most Fumbles Recovered** - 10, vs. Wichita State, Sept. 20, 1969

## **TURNOVERS**

- Most Turnovers** - 12 (2 int.-10 fum.), vs. Wichita State, Sept. 20, 1969

## Single-Season Offense

### **TOTAL OFFENSE**

- Most Yards Per Game** - 487.9, (5,361), 1987
- Highest Average Per Play** - 6.39, (4,871), 1988
- Most Yards** - 5,361, 1987
- Most Touchdowns** - 58, 1988

### **RUSHING**

- Most Yards** - 3,021, 1984
- Most Yards Per Game** - 274.6, (3,021-11), 1984
- Highest Average Per Play** - 5.6, (2,995-530), 1987
- Most Touchdowns** - 34, 1987

### **PASSING**

- Most Passes Attempted** - 389, 1972
- Most Passes Completed** - 230, 1989
- Highest Average Per Attempt** - 8.91 (3,448-387), 1989
- Highest Average Per Completion** - 16.3 (1,938-119), 1984
- Most Yards** - 3,448, 1989
- Most Yards Per Game** - 313.5 (3,448-11), 1989
- Highest Completion Percentage** - 59.4 (230-387), 1989
- Most TD Passes** - 29, 1968, 1988
- Highest Passing Efficiency Rating Points** - 149.9, 1989

## **SCORING**

- Most Points** - 450, 1987
- Most Points Per Game** - 40.9, (450-11), 1987
- Consecutive 50-Point Games** - 3, 1986
- Most Touchdowns** - 58, 1988
- Most PAT Made** - 57, 1988
- Most Field Goals Made** - 23, 1987

## **FIRST DOWNS**

- Most First Downs** - 269, 1983
- Most Rushing First Downs** - 152, 1987
- Most Passing First Downs** - 157, 1989
- Most Penalty First Downs** - 26, 1989

## **PUNTING**

- Most Punts** - 81, 1973
- Fewest Punts** - 35, 1988
- Highest Average Per Punt** - 45.2, (2,941-65), 1981

## **PUNT RETURNS**

- Most Punt Returns** - 44, 1970
- Fewest Punt Returns** - 14, 1960
- Most Yards** - 649, 1988
- Highest Average Per Punt Return** - 15.5, (649-42), 1988
- Most Touchdowns** - 4, 1979

## **KICKOFF RETURNS**

- Most Kickoff Returns** - 56, 1973
- Fewest Kickoff Returns** - 15, 1962 and 1964
- Most Yards** - 998, 1974
- Highest Average Per Kickoff Return** - 24.5, (412-36), 1965
- Most Touchdowns** - 2, 1970 and 1981

## **FUMBLES**

- Most Fumbles** - 42, 1969
- Most Fumbles Lost** - 27, 1969
- Fewest Fumbles** - 10, 1966
- Fewest Fumbles Lost** - 5, 1965 and 1966

## **PENALTIES**

- Most Penalties** - 93, 1988
- Most Yards Penalized** - 895, 1989
- Fewest Penalties** - 40, 1976
- Fewest Yards Penalized** - 423, 1976

## Single-Season Defense

### **TOTAL DEFENSE**

- Fewest Yards** - 1,811, 1964
- Fewest Yards Per Game** - 181.1, (1,811-10), 1964
- Lowest Average Per Play** - 3.3, (3,410-658), 1964
- Fewest Touchdowns** - 8, 1980

# RECORD BOOK

## RUSHING DEFENSE

Fewest Yards - 750, 1964  
Fewest Yards Per Game - 75.0, (750-10), 1964  
Lowest Average Per Play - 2.1, (750-355), 1964  
Fewest Touchdowns - 2, 1980

## PASS DEFENSE

Fewest Yards - 675, 1958  
Fewest Yards Per Game - 63.5, (698-11), 1975  
Fewest Yards Per Attempt - 4.7, (693-148), 1962  
Fewest Yards Per Completion - 10.3, (693-67), 1962  
Lowest Completion Percentage - 34.1, (91-267), 1979  
Fewest Touchdowns - 2, 1956; 1958; 1963; 1964  
Most Interceptions - 25, 1968  
Most Yards on Interceptions - 327, 1988  
Most TDs on Interceptions - 6, 1988

## SCORING

Fewest Points - 66, 1964  
Fewest Points Per Game - 6.6, (66-10), 1964

## FIRST DOWNS

Fewest First Downs - 90, 1962  
Fewest Rushing First Downs - 45, 1962  
Fewest Passing First Downs - 28, 1958  
Fewest Penalty First Downs - 2, 1957

## KICKOFF RETURNS

Lowest Average Per Kickoff Return - 15.7, (502-32), 1962

## PUNT RETURNS

Lowest Average Per Punt Return - 1.8, (22-12), 1989  
Most Punts Returned for Touchdown - 4, 1984

## BLOCKED KICKS

Most Blocked Kicks - 9, 1982 and 1984  
Most Blocked Punts - 8, 1984  
Most Blocked Field Goals - 4, 1970  
Most TDs off Blocked Kicks - 6, 1984  
Most TDs off Blocked Punts - 5, 1984  
Most TDs off Blocked Field Goals - 1, many years, latest 1984

## FUMBLES

Most Fumbles Caused - 45, 1979  
Most Fumbles Recovered - 26, 1957


*Rhett Dawson starred as wide receiver for Florida State from 1969-71.*



*The cornerstone of the Florida State defense from 1977-80, defensive back Bobby Butler has enjoyed a successful professional career with the Atlanta Falcons since leaving FSU.*



*As the Seminole placekicker in 1980, Bill Capose scored 104 points, the third-best single season mark in FSU history.*



# YEAR-BY-YEAR LEADERS

## TOTAL OFFENSE

YEAR	NAME	PLAYS	YARDS	TD
1955	Len Swantic	116	595	6
1956	Lee Corso	147	725	8
1957	Bobby Renn	148	680	6
1958	Fred Pickard	122	602	4
1959	Joe Majors	227	1141	10
1960	Ed Trancygier	152	695	9
1961	Eddie Feely	181	722	7
1962	Eddie Feely	165	982	7
1963	Steve Tensi	169	852	9
1964	Steve Tensi	215	1635	15
1965	Ed Pritchett	325	1455	7
1966	Gary Pajcic	290	1735	9
1967	Kim Hammond	297	2074	17
1968	Bill Cappleman	349	2342	26
1969	Bill Cappleman	417	2135	14
1970	Tommy Warren	259	1713	12
1971	Gary Huff	386	2653	24
1972	Gary Huff	429	2770	26
1973	Billy Sexton	168	765	4
1974	Ron Coppess	215	909	3
1975	Clyde Walker	241	1424	11
1976	Jimmy Black	308	1836	11
1977	Wally Woodham	195	1263	13
1978	Jimmy Jordan	224	1330	15
1979	Jimmy Jordan	202	1107	13
1980	Rick Stockstill	272	1282	17
1981	Rick Stockstill	292	1247	11
1982	Kelly Lowrey	253	1670	15
1983	Kelly Lowrey	279	1686	20
1984	Eric Thomas	239	1277	14
1985	Chip Ferguson	161	976	13
1986	Danny McManus	126	903	9
1987	Danny McManus	276	1950	15
1988	Chip Ferguson	212	1706	16
1989	Peter Tom Willis	377	3004	22

## RUSHING

YEAR	NAME	NO.	YARDS	AVG.	TD
1955	Lee Corso	111	431	3.9	3
1956	Bobby Renn	105	596	5.7	2
1957	Fred Pickard	86	463	5.4	2
1958	Fred Pickard	122	615	5.0	4
1959	Fred Pickard	131	481	3.7	4
1960	Bud Whitehead	81	293	3.6	2
1961	Keith Kindermann	81	385	4.8	1
1962	Gene Roberts	75	299	4.0	0
1963	Dave Snyder	107	500	4.7	3
1964	Phil Spooner	136	516	3.8	5
1965	Jim Mankins	85	326	3.8	1
1966	Bill Moremen	123	480	3.9	7
1967	Bill Moremen	94	439	4.7	5
1968	Tom Bailey	116	570	4.9	2
1969	Tom Bailey	144	630	4.4	2
1970	Tom Bailey	121	514	4.2	2
1971	Paul Magalski	106	516	4.9	3
1972	Hodges Mitchell	192	944	4.9	3
1973	Hodges Mitchell	171	669	3.9	2
1974	Larry Key	123	602	4.9	3
1975	Leon Bright	162	675	4.2	3
1976	Larry Key	144	712	4.9	4
1977	Larry Key	239	1117	4.7	3

1978	Homes Johnson	183	817	4.5	4
1979	Mark Lyles	225	1011	4.5	8
1980	Sam Platt	224	983	4.4	6
1981	Greg Allen	139	888	6.4	3
1982	Ricky Williams	134	857	6.4	3
1983	Greg Allen	200	1134	5.7	13
1984	Greg Allen	133	971	7.3	8
1985	Tony Smith	111	678	6.1	4
1986	Victor Floyd	129	654	5.1	6
1987	Sammie Smith	172	1230	7.1	7
1988	Sammie Smith	108	577	5.3	4
1989	Dexter Carter	131	684	5.2	8

## PASSING

YEAR	NAME	ATT.	CMP.	INT.	YARDS	TD
1955	Len Swantic	73	37	5	576	2
1956	Lee Corso	59	32	5	369	5
1957	Bobby Renn	54	23	4	263	2
1958	Vic Prinzi	71	40	5	480	7
1959	Joe Majors	168	90	7	1063	7
1960	Ed Trancygier	97	38	10	552	6
1961	Eddie Feely	83	48	3	471	4
1962	Steve Tensi	121	60	2	796	6
1963	Steve Tensi	147	71	9	915	9
1964	Steve Tensi	204	121	10	1681	14
1965	Ed Pritchett	247	110	14	1225	5
1966	Gary Pajcic	232	125	9	1590	8
1967	Kim Hammond	241	140	10	1991	15
1968	Bill Cappleman	287	162	11	2410	25
1969	Bill Cappleman	344	183	18	2467	14
1970	Tommy Warren	190	97	10	1594	11
1971	Gary Huff	327	184	18	2736	23
1972	Gary Huff	385	206	23	2893	25
1973	Billy Sexton	128	51	12	754	4
1974	Ron Coppess	145	78	7	817	2
1975	Clyde Walker	203	117	8	1619	10
1976	Jimmy Black	179	104	9	1535	9
1977	Wally Woodham	154	94	9	1270	8
1978	Jimmy Jordan	199	108	9	1427	14
1979	Jimmy Jordan	180	87	14	1173	13
1980	Rick Stockstill	201	121	8	1377	15
1981	Rick Stockstill	238	122	14	1356	11
1982	Kelly Lowrey	217	113	8	1671	11
1983	Kelly Lowrey	233	131	12	1720	12
1984	Eric Thomas	161	78	4	1218	14
1985	Chip Ferguson	130	70	8	990	11
1986	Danny McManus	112	65	2	872	7
1987	Danny McManus	264	138	9	1964	14
1988	Chip Ferguson	194	122	11	1714	16
1989	Peter Tom Willis	346	211	9	3124	20

## RECEIVING

YEAR	NAME	NO.	YARDS	TD
1955	Tom Feamster	18	258	1
1956	Joe Holt	16	140	3
	Ron Schomburger	16	140	0
1957	Bob Nellums	21	217	2
1958	Jack Espenship	18	200	1
1959	Bud Whitehead	31	320	2
1960	Bud Whitehead	23	212	1
1961	Jim Daniel	10	113	0
	Tom Hillabrand	10	66	0
1962	Keith Kindermann	21	275	2

# RECORD BOOK

1963	Fred Biletnikoff	24	358	4
1964	Fred Biletnikoff	57	987	11
1965	Max Wettstein	24	365	3
1966	Ron Sellers	56	874	3
1967	Ron Sellers	70	1228	8
1968	Ron Sellers	86	1496	12
1969	Jim Tyson	49	720	4
1970	Rhett Dawson	54	946	5
1971	Rhett Dawson	62	817	7
1972	Barry Smith	69	1243	12
1973	Mike Shumann	21	280	2
1974	Mike Shumann	43	515	3
1975	Mike Shumann	38	730	5
1976	Ed Beckman	37	521	3
1977	Roger Overby	38	626	5
1978	Jackie Flowers	43	757	7
1979	Jackie Flowers	37	622	7
1980	Michael Whiting	25	203	0
1981	Michael Whiting	29	211	2
1982	Tony Johnson	30	500	2
1983	Weegie Thompson	31	502	3
	Jessie Hester	31	576	6
1984	Jessie Hester	42	832	9
1985	Hassan Jones	34	738	5
1986	Herb Gainer	27	441	5
1987	Herb Gainer	30	478	6
1988	Terry Anthony	32	550	8
1989	Lawrence Dawsey	38	683	4

## SCORING

YEAR	NAME	TD	PAT	CV	FG	PTS
1955	Len Swantic	4				24
	Buck Mets	4				24
1956	Bob Nellums	5	1-2			31
1957	Bob Nellums	5	2-3			32
1958	Bobby Renn	7		1		44
1959	Fred Pickard	7		1		44
1960	Bill Whitehead	3				18
	Ed Trancygier	3				18
1961	Eddie Feely	3				18
1962	Keith Kindermann	5				30
1963	Larry Brinkley	5		1		32
1964	Fred Biletnikoff	11		1		68
1965	Gene Roberts		10-14		7-12	31
1966	Jim Mankins	10				60
1967	Grant Guthrie		26-27		9-14	53
1968	Ron Sellers	12				72
1969	Grant Guthrie		15-17		11-18	48
1970	Frank Fontes		22-24		14-27	64
1971	Frank Fontes		30-31		13-24	69
1972	Barry Smith	14		1		86
1973	Ahmet Askin		8-9		4-9	20
1974	Ahmet Askin		14-15		4-14	26
1975	Rudy Thomas	6				36
	Larry Key	6				36
1976	Dave Cappelen		16-20		9-17	43
1977	Dave Cappelen		27-29		13-20	66
1978	Dave Cappelen		39-40		7-12	60
1979	Dave Cappelen		29-30		14-22	
1980	Bill Capece		39-39		22-30	104
1981	Mike Rendina		25-27		9-15	52
1982	Greg Allen	21				126
1983	Greg Allen	13		1		80
1984	Derek Schmidt		42-42		17-24	93
1985	Derek Schmidt		44-44		18-25	98
1986	Derek Schmidt		41-42		15-24	86
1987	Derek Schmidt		47-50		23-31	116
1988	Richie Andrews		57-58		5-13	72
1989	Richie Andrews		34-35		8-13	58



Larry Key is one of only three Seminoles to lead Florida State in rushing in three seasons.



Currently an assistant coach at Clemson, Rick Stockstill quarterbacked the Florida State offense in 1980 and '81.

Bowden Win #

139

Florida State 45, South Carolina 30  
1983



# SEASON LEADERS

## TOTAL OFFENSE

NAME, YEAR	PLAYS	YARDS
1. Peter Tom Willis, 1989	377	3004
2. Gary Huff, 1972	429	2770
3. Gary Huff, 1971	386	2653
4. Bill Cappleman, 1968	349	2342
5. Bill Cappleman, 1969	417	2135
6. Kim Hammond, 1967	297	2074
7. Danny McManus, 1987	276	1950
8. Jimmy Black, 1976	308	1836
9. Gary Pajcic, 1966	290	1735
10. Tommy Warren, 1970	259	1713

## RUSHING YARDAGE

NAME, YEAR	CARRIES	YARDS
1. Sammie Smith, 1987	172	1230
2. Greg Allen, 1983	200	1134
3. Larry Key, 1977	239	1117
4. Mark Lyles, 1979	225	1011
5. Sam Platt, 1980	224	983
6. Greg Allen, 1984	133	971
7. Hodges Mitchell, 1972	192	944
8. Greg Allen, 1981	139	888
9. Ricky Williams, 1982	134	857
10. Homes Johnson, 1978	183	817

## RUSHING TOUCHDOWNS

NAME, YEAR	TD
1. Greg Allen, 1982	20
2. Dayne Williams, 1987	15
3. Greg Allen, 1983	13
4. Dexter Carter, 1989	8
Greg Allen, 1983	8
Kelly Lowrey, 1983	8
Mark Lyles, 1979	8
Jim Mankins, 1966	8
Greg Allen, 1984	8
10. Mark Lyles, 1978	7
Bill Moremen, 1966	7
Sammie Smith, 1987	7

## PASSES COMPLETED

NAME, YEAR	ATTEMPTS	COMPLETED
1. Peter Tom Willis, 1989	346	211
2. Gary Huff, 1972	385	206
3. Gary Huff, 1971	327	184
4. Bill Cappleman, 1969	344	183
5. Bill Cappleman, 1968	287	162
6. Kim Hammond, 1967	241	140
7. Danny McManus, 1987	264	138
8. Kelly Lowrey, 1983	233	131
9. Gary Pajcic, 1966	232	125
10. Rick Stockstill, 1981	238	122
Chip Ferguson, 1988	194	122

## PASSING YARDAGE

NAME, YEAR	YARDS
1. Peter Tom Willis, 1989	3124
2. Gary Huff, 1972	2893

3. Gary Huff, 1971	2736
4. Bill Cappleman, 1969	2467
5. Bill Cappleman, 1968	2410
6. Kim Hammond, 1967	1991
7. Danny McManus, 1987	1964
8. Kelly Lowrey, 1983	1720
9. Chip Ferguson, 1988	1714
10. Steve Tensi, 1964	1681

## TOUCHDOWN PASSES

NAME, YEAR	TD
1. Gary Huff, 1972	25
Bill Cappleman, 1968	25
3. Gary Huff, 1971	23
4. Peter Tom Willis, 1989	20
5. Chip Ferguson, 1988	16
6. Kim Hammond, 1967	15
Rick Stockstill, 1980	15
8. Jimmy Jordan, 1978	14
Steve Tensi, 1964	14
Bill Cappleman, 1969	14
Eric Thomas, 1984	14
Danny McManus, 1987	14

## RECEPTIONS

NAME, YEAR	CATCHES
1. Ron Sellers, 1968	86
2. Ron Sellers, 1967	70
3. Barry Smith, 1972	69
4. Rhett Dawson, 1971	62
5. Fred Biletnikoff, 1964	57
6. Ron Sellers, 1966	56
7. Rhett Dawson, 1970	54
8. Gary Parris, 1972	49
Jim Tyson, 1969	49
10. Mike Shumann, 1974	43
Jackie Flowers, 1978	43

## RECEIVING YARDAGE

NAME, YEAR	YARDS
1. Ron Sellers, 1968	1496
2. Barry Smith, 1972	1243
3. Ron Sellers, 1967	1228
4. Fred Biletnikoff, 1964	987
5. Rhett Dawson, 1970	946
6. Ron Sellers, 1966	874
7. Jessie Hester, 1984	832
8. Rhett Dawson, 1971	817
9. Jackie Flowers, 1978	757
10. Hassan Jones, 1985	738

## TOUCHDOWN CATCHES

NAME, YEAR	TD
1. Barry Smith, 1972	13
2. Ron Sellers, 1968	12
3. Fred Biletnikoff, 1964	11
4. Jessie Hester, 1984	9
Lawrence Dawsey, 1988	9

6.	Ron Sellers, 1967	8
	Terry Anthony, 1988	8
	Terry Anthony, 1989	8
9.	Rhett Dawson, 1971	7
	Jackie Flowers, 1978	7
	Sam Platt, 1978	7
	Jackie Flowers, 1979	7
	Hassan Jones, 1984	7

### TACKLES

	NAME, YEAR	TACKLES	ASSISTS	TOTAL
1.	Aaron Carter, 1977	82	99	181
2.	Reggie Herring, 1980	92	78	170
3.	Dale McCullers, 1968	102	61	163
4.	Henry Taylor, 1984	80	79	159
5.	Jimmy Heggins, 1977	67	90	157
6.	Paul McGowan, 1987	97	53	150

### TACKLES FOR LOSS

	NAME, YEAR	NO.
1.	Ron Simmons, 1979	17
2.	Ron Simmons, 1977	13
3.	Alphonso Carreker, 1983	12
	Scott Warren, 1977	12
	Paul McGowan, 1985	12
6.	Paul McGowan, 1987	11
7.	Arthur Scott, 1979	10

### QUARTERBACK SACKS

	NAME, YEAR	NO.
1.	Ron Simmons, 1977	12
2.	Willie Jones, 1978	10
3.	Shelton Thompson, 1989	8.5
4.	Alphonso Carreker, 1982	8
	Gerald Nichols, 1984	8
	Odell Haggins, 1987	8


### SCORING

	NAME, YEAR	TD	PAT	CV	FG	PTS.
1.	Greg Allen, 1982	21				126
2.	Derek Schmidt, 1987		47-50		23-31	116
3.	Bill Capece, 1980		38-38		22-30	104
4.	Derek Schmidt, 1985		44-44		18-25	98
5.	Derek Schmidt, 1984		42-42		17-24	93
6.	Dayne Williams, 1987	15				90
7.	Barry Smith, 1972	14				86
	Derek Schmidt, 1986		41-42		15-24	86
9.	Greg Allen, 1983	13		1		80
10.	Ron Sellers, 1968	12				72
	Richie Andrews, 1988		57-58		5-13	72

### INTERCEPTIONS

	NAME, YEAR	INTERCEPTIONS
1.	Curt Campbell, 1951	8
	Monk Bonasorte, 1979	8
3.	LeRoy Butler, 1989	7
4.	Ted Hewitt, 1949	6
	Tommy Brown, 1952	6
	Lee Corso, 1954	6
	Tom Feamster, 1954	6
	Bud Whitehead, 1959	6
	Winfred Bailey, 1964	6
	J.T. Thomas, 1970	6
	Bobby Butler, 1979	6
	Larry Harris, 1982	6

With six 300-plus yard passing days in 1989, Peter Tom Willis had the best single season of any quarterback in FSU history to rank atop the total offense, passing yardage and completions lists.




During his sophomore season of 1987, tailback Sammie Smith rushed 172 times for 1,230 yards to break the single season record previously held by Greg Allen.



By catching 13 touchdowns passes in 1972, Barry Smith grabbed one single season receiving record away from Ron Sellers.



Reaching the end zone 21 times in 1982, Greg Allen established the FSU single season scoring record with 126 points, and owns the mark for rushing TDs in a year with 20.



# RECORD BOOK


Bowden Win #

141

Florida State 47, East Carolina 17  
1984



Gary Huff's name tops the Seminole career charts for total offense, passes completed, passing yardage and touchdown passes.



From 1968 to 1987, Ron Sellers' career receiving numbers of 212 catches for 3,598 yards stood as the NCAA standards.



No Seminole player has come within 100 points of Derok Schmidt's career scoring mark.

## CAREER LEADERS

### TOTAL OFFENSE

NAME, YEARS	PLAYS	YARDS
1. Gary Huff (70-72)	921	6086
2. Bill Cappleman (67-69)	777	4499
3. Peter Tom Willis (86-89)	546	4107
4. Greg Allen (81-84)	624	3769
5. Jimmy Jordan (76-79)	678	3764
6. Chip Ferguson (85-88)	578	3746
7. Wally Woodham (75, 77-79)	573	3531
8. Kelly Lowrey (80-83)	450	3429
9. Danny McManus (84-87)	483	3346
10. Steve Tensi (62-64)	525	3294

### PASSES COMPLETED

NAME, YEARS	ATTEMPTS	COMPLETED
1. Gary Huff (70-72)	796	436
2. Bill Cappleman (67-69)	636	349
3. Peter Tom Willis (86-89)	500	304
4. Jimmy Jordan (76-79)	594	297
5. Chip Ferguson (85-88)	496	281
6. Wally Woodham (75, 77-79)	476	273
7. Kelly Lowrey (80-83)	464	252
Steve Tensi (62-64)	472	252
9. Rick Stockstill (77, 79-81)	447	250
10. Danny McManus (84-87)	455	248

### RUSHING YARDAGE

NAME, YEARS	CARRIES	YARDS
1. Greg Allen (81-84)	624	3769
2. Larry Key (74-77)	625	2953
3. Sammie Smith (85-88)	411	2539
4. Mark Lyles (76-79)	515	2218
5. Dexter Carter (86-89)	327	1788
6. Tom Bailey (68-70)	381	1714
7. Ricky Williams (79-82)	320	1625
8. Hodges Mitchell (72-73)	363	1613
9. Victor Floyd (85-88)	265	1548
10. Fred Pickard (57-59)	339	1546

### PASSING YARDAGE

NAME, YEARS	YARDS
1. Gary Huff (70-72)	6378
2. Bill Cappleman (67-69)	4904
3. Peter Tom Willis (86-89)	4291
4. Jimmy Jordan (76-79)	4144
5. Chip Ferguson (85-88)	3846
6. Wally Woodham (75, 77-79)	3550
7. Kelly Lowrey (80-83)	3469
8. Steve Tensi (62-64)	3392
9. Danny McManus (84-87)	3390
10. Kim Hammond (65-67)	2777

### RUSHING TOUCHDOWNS

NAME, YEARS	TD
1. Greg Allen (81-84)	44
2. Dayne Williams (86-88)	24
3. Mark Lyles (76-79)	20
4. Dexter Carter (86-89)	17
5. Sammie Smith (86-88)	15
6. Bill Moremen (65-67)	14
7. Kelly Lowrey (80-83)	13
Larry Key (74-77)	13
9. Michael Whiting (78-81)	12
Victor Floyd (85-86)	12

### TOUCHDOWN PASSES

NAME, YEARS	TD
1. Gary Huff (70-72)	52
2. Bill Cappleman (67-69)	39
Jimmy Jordan (76-79)	39
4. Chip Ferguson (85-88)	34
5. Peter Tom Willis (86-89)	33
6. Steve Tensi (62-64)	28
7. Rick Stockstill (77, 79-81)	26
8. Danny McManus (84-87)	25
9. Kelly Lowrey (80-83)	24
10. Wally Woodham (75-79)	22

# RECORD BOOK

## INTERCEPTIONS

NAME, YEARS	NO.
1. Monk Bonasorte (77-80)	15
2. Lee Corso (53-56)	14
Deion Sanders (85-88)	14
4. J.T. Thomas (70-72)	12
Curt Campbell (50-52)	12
Keith Jones (78-80)	12
Brian McCrary (81-84)	12
8. Bobby Butler (77-80)	11
Walt Sumner (66-68)	11
Eric Williams (84-87)	11

## RECEPTIONS

NAME, YEARS	CATCHES
1. Ron Sellers (66-68)	212
2. Mike Shumann (73-75, 77)	134
3. Rhett Dawson (69-71)	128
4. Barry Smith (70-72)	122
5. Jessie Hester (81-84)	107
6. Jackie Flowers (76-79)	101
7. Hassan Jones (82-85)	98
8. Fred Biletnikoff (62-64)	87
9. Ronald Lewis (86-89)	85
10. Gary Parris (70-72)	82

## RECEIVING YARDAGE

NAME, YEARS	YARDS
1. Ron Sellers (66-68)	3598
2. Barry Smith (70-72)	2392
3. Mike Shumann (73-75, 77)	2306
4. Jessie Hester (81-84)	2100
5. Rhett Dawson (69-71)	1915
6. Hassan Jones (82-85)	1764
7. Jackie Flowers (76-79)	1697
8. Ronald Lewis (86-88)	1582
9. Fred Biletnikoff (62-64)	1463
10. Terry Anthony (86-89)	1375

## TOUCHDOWN CATCHES

NAME, YEARS	TD
1. Barry Smith (70-72)	25
2. Ron Sellers (66-68)	23
3. Jessie Hester (81-84)	21
4. Hassan Jones (82-85)	17
Terry Anthony (86-89)	17
6. Mike Shumann (73-75, 77)	16
Fred Biletnikoff (62-64)	16
8. Jackie Flowers (76-79)	14
9. Lawrence Dawsey (87-89)	13
10. Kent Gaydos (69-71)	12
Rhett Dawson (69-71)	12
Hardis Johnson (79-80)	12
Ronald Lewis (86-89)	12

## SCORING

NAME, YEARS	TD	PAT	CV	FG	PTS.
1. Derek Schmidt (84-87)	174-178			73-104	393
2. Greg Allen (81-84)	46		1		278
3. Dave Cappelen (76-79)	111-119			43-71	240
4. Barry Smith (70-72)	27		1		164
5. Grant Guthrie (67-69)	72-76			28-50	156
6. Dayne Williams (86-88)	24				144
7. Ron Sellers (66-68)	23				138
8. Jessie Hester (81-84)	22		2		136
9. Mark Lyles (76-79)	22		1		134
10. Frank Fontes (70-71)	52-55			27-51	133

## TACKLES


NAME, YEARS	NO.
1. Aaron Carter (74-77)	512
2. Ron Simmons (77-80)	483
3. Reggie Herring (77-80)	452
4. Paul McGowan (84-87)	446
5. Ken Roe (80-83)	373
6. Henry Taylor (81-84)	344

## TACKLES FOR LOSS

NAME, YEARS	NO.
1. Ron Simmons (77-80)	44
2. Paul McGowan (84-87)	32
3. Scott Warren (76-79)	22
4. Willie Jones (75-78)	20
Isaac Williams (82-85)	20
6. Alphonso Carreker (80-83)	19
Arthur Scott (76-80)	19

## QUARTERBACK SACKS

NAME, YEARS	NO.
1. Ron Simmons (77-80)	25
2. Alphonso Carreker (80-83)	20
Willie Jones (75-78)	20



*Florida State's greatest defender, Ron Simmons, is the all-time leader in tackles for loss and quarterback sacks.*



Between them, Sammie Smith (right) and Greg Allen (left) accounted for nine of the top 12 rushing games in Florida State history.

## BEST SINGLE-GAME PERFORMANCES

### TOTAL OFFENSE

PLAYER	OPPONENT	YEAR	YARDS
1. Bill Cappleman	Memphis State	1969	490
2. Peter Tom Willis	Memphis State	1989	452
3. Bill Cappleman	South Carolina	1968	431
4. Peter Tom Willis	Nebraska (Fiesta Bowl)	1990	414
5. Danny McManus	Nebraska (Fiesta Bowl)	1988	401
6. Tommy Warren	Virginia Tech	1970	384
7. Gary Huff	Houston	1972	383
8. Jimmy Black	Southern Miss	1976	372
9. Gary Huff	South Carolina	1971	369
Joe Majors	Tampa	1959	369

### RUSHING YARDS

PLAYER	OPPONENT	YEAR	YARDS
1. Greg Allen	Western Carolina	1981	322
2. Sammie Smith	East Carolina	1987	244
3. Greg Allen	Arizona State	1984	223
4. Victor Floyd	South Carolina	1985	212
Sammie Smith	Tulane	1988	212
6. Sammie Smith	Indiana (All-American Bowl)	1986	205
7. Greg Allen	Louisiana State	1981	202
8. Greg Allen	Louisiana State	1983	201
Tony Smith	Oklahoma State	1982	201
10. Sammie Smith	Miami	1987	189
11. Sam Platt	Memphis State	1980	188
12. Greg Allen	Louisville	1982	173
13. Larry Key	Auburn	1977	170

### PASSING YARDS

PLAYER	OPPONENT	YEAR	YARDS
1. Bill Cappleman	Memphis State	1969	508
2. Peter Tom Willis	Memphis State	1989	482

3. Bill Cappleman	South Carolina	1968	437
4. Peter Tom Willis	Nebraska (Fiesta Bowl)	1990	422
5. Gary Huff	Houston	1972	409
6. Danny McManus	Nebraska (Fiesta Bowl)	1988	375
7. Gary Huff	Virginia Tech	1971	374
8. Bill Cappleman	Tulsa	1969	372
9. Kim Hammond	Mississippi State	1967	369
10. Gary Huff	South Carolina	1971	366

### RECEIVING YARDS

PLAYER	OPPONENT	YEAR	YARDS
1. Ron Sellers	Wake Forest	1968	260
2. Ron Sellers	South Carolina	1968	259
3. Ron Sellers	Virginia Tech	1967	229
4. Ron Sellers	Memphis State	1968	218
5. Ron Sellers	Houston	1968	214
6. Fred Biletnikoff	Oklahoma (Gator Bowl)	1965	192
7. Fred Biletnikoff	Virginia Tech	1964	182
8. Jackie Flowers	Louisiana State	1979	174
9. Tony Johnson	Southern Miss	1982	166
10. Jackie Flowers	Houston	1978	165

### PASS ATTEMPTS

PLAYER	OPPONENT	YEAR	PASSES
1. Gary Huff	Florida	1972	58
2. Kim Hammond	Penn State (Gator Bowl)	1967	53
Gary Pajcic	Virginia Tech	1966	53
4. Gary Huff	Houston	1972	51
5. Danny McManus	Nebraska (Fiesta Bowl)	1988	51
6. Bill Cappleman	Memphis State	1969	50
7. Gary Huff	Arizona State (Fiesta Bowl)	1971	46

Bowden Win #

144

Florida State 44, Temple 27  
1984



# RECORD BOOK

8.	Chip Ferguson	Oklahoma State (Gator Bowl)	1985	43
	Jimmy Jordan	Mississippi State	1978	43
10.	Gary Huff	Kansas	1972	42
	Bill Cappleman	South Carolina	1968	42
	Bill Cappleman	Florida	1969	42


## PASS COMPLETIONS

	PLAYER	OPPONENT	YEAR	PASSES
1.	Kim Hammond	Penn State (Gator Bowl)	1967	37
2.	Bill Cappleman	Memphis State	1969	31
3.	Gary Pajcic	Virginia Tech	1966	28
	Kelly Lowrey	East Carolina	1983	28
	Danny McManus	Nebraska (Fiesta Bowl)	1988	28
6.	Gary Huff	Houston	1972	27
	Gary Huff	Florida	1972	27
8.	Gary Huff	Kansas	1972	26
	Gary Huff	South Carolina	1971	26
10.	Gary Huff	Auburn	1972	25
	Gary Huff	Arizona State (Fiesta Bowl)	1971	25
	Bill Cappleman	South Carolina	1968	25
	Peter Tom Willis	Southern Miss	1989	25
	Peter Tom Willis	LSU	1989	25
	Peter Tom Willis	South Carolina	1989	25
	Peter Tom Willis	Nebraska (Fiesta Bowl)	1990	25

## PASS RECEPTIONS

	PLAYER	OPPONENT	YEAR	PASSES
1.	Ron Sellers	South Carolina	1968	16
2.	Ron Sellers	Wake Forest	1968	14
	Ron Sellers	Penn State (Gator Bowl)	1967	14
	Ron Sellers	Houston	1968	14
5.	Kent Gaydos	Houston	1969	13
	Ron Sellers	Memphis State	1968	13
	Ron Sellers	Alabama	1967	13
	Ron Sellers	Virginia Tech	1966	13
	Fred Biletnikoff	Oklahoma (Gator Bowl)	1965	13
10.	Bill Moremen	Penn State (Gator Bowl)	1967	12

*The only Seminole QB in school history to pass for over 500 yards in a game was Bill Cappleman, who accomplished the feat against Memphis State in 1969.*



Bowden Win #

**145**

Florida State 27, Tulane 6  
1984

LONGEST  
PLAYSLONGEST RUNS FROM  
SCRIMMAGE WITHOUT  
SCORING

1. 78 yards by LeRoy Butler vs. Clemson, 1988
2. 76 yards by Roy Thompson vs. Stetson, 1951
3. 74 yards by Dexter Carter vs. Memphis State, 1987
4. 66 yards by Greg Allen vs. Louisiana State, 1981
5. 65 yards by Wayne Giardino vs. Oklahoma (Gator Bowl), 1965  
65 yards by Dennis McKinnon vs. West Virginia (Gator Bowl), 1982
7. 64 yards by Nelson Italiano vs. Troy State, 1951  
64 yards by Sammie Smith vs. Miami, 1987
9. 60 yards by Jim Mankins vs. Texas Tech, 1966  
60 yards by Nelson Italiano vs. Tampa, 1950  
60 yards by Lee Corso vs. North Carolina State, 1956

LONGEST TOUCHDOWN  
RUNS FROM SCRIMMAGE

1. 97 yards by Larry Key vs. Virginia Tech, 1976
2. 95 yards by Sammie Smith vs. Furman, 1987
3. 83 yards by Sammie Smith vs. East Carolina, 1987
4. 81 yards by Fred Pickard vs. Virginia Tech, 1957  
81 yards by Greg Allen vs. Arizona State, 1984
6. 80 yards by Phil Spooner vs. Houston, 1965
7. 78 yards by Buck Metts vs. Stetson, 1964
8. 77 yards by Jessie Hester vs. Miami, 1984
9. 74 yards by Bobby McKinnon vs. Memphis State, 1973
10. 68 yards by Bobby Fiveash vs. Tampa, 1958

LONGEST TOUCHDOWN  
PLAYS

1. 100 yards by Leon Bright vs. Virginia Tech, 1974 (KO return)  
100 yards by Bill Moremen and T.K. Wetherell vs. Kentucky, 1965 (lateral on KO return)  
100 yards by Deion Sanders vs. Tulsa, 1985 (interception return)  
100 yards by Keith Ross and Dexter Carter vs. Miami, 1986 (pass on KO return)
5. 99 yards by Ted Hewitt vs. Stetson, 1948 (pass interception return)  
99 yards by Fred Biletnikoff vs. Miami, 1963 (pass interception return)

7. 97-yard run by Larry Key vs. Virginia Tech, 1976  
97 yards by Billy Allen vs. Louisiana State, 1981 (KO return)
9. 96-yard pass from Jimmy Jordan to Kurt Unglaub vs. Virginia Tech, 1976  
96 yards by David Snell vs. Virginia Tech, 1970 (KO return)
11. 95-yard pass from Jimmy Black to Rudy Thomas vs. Southern Mississippi, 1976  
95 yards by Greg Allen vs. Western Carolina, 1981 (KO return)  
95 yards by Billy Allen vs. West Virginia (Gator Bowl), 1982 (KO return)  
95-yard run by Sammie Smith vs. Furman, 1987
15. 94 yards by Bill Moremen and T.K. Wetherell vs. Miami, 1966 (lateral on KO return)
16. 93 yards by Eddie McMillan vs. Memphis State, 1970 (KO return)  
93 yards by Larry Key vs. Texas Tech (Tangerine Bowl), 1977 (KO return)  
93-yard pass from Chip Ferguson to Lawrence Dawsey vs. Southern Miss, 1988
19. 92 yards by Phil Abraira vs. North Carolina State, 1969 (punt return)
20. 91-yard pass from Jimmy Black to Kurt Unglaub vs. North Texas State, 1976

LONGEST FIELD  
GOALS

1. 54 yards by Derek Schmidt vs. Miami, 1984
2. 53 yards by Grant Guthrie vs. Miami, 1969  
53 yards by Derek Schmidt vs. Louisville, 1986  
53 yards by Derek Schmidt vs. Florida, 1987
5. 52 yards by Derek Schmidt vs. Arizona State, 1984  
52 yards by Mike Rendina vs. Ohio State, 1981
7. 51 yards by Derek Schmidt vs. Memphis State, 1985 (twice)  
51 yards by Derek Schmidt vs. North Carolina, 1985  
51 yards by Grant Guthrie vs. Virginia Tech, 1969
11. 50 yards by Bill Capece vs. Pittsburgh, 1980  
50 yards by Dave Cappelen vs. South Carolina, 1979

LONGEST TOUCHDOWN  
PASSES

1. 96 yards from Jimmy Jordan to Kurt Unglaub vs. Virginia Tech, 1976
2. 95 yards from Jimmy Black to Rudy Thomas vs. Southern Mississippi, 1976

3. 93 yards from Chip Ferguson to Lawrence Dawsey vs. Southern Mississippi, 1988
4. 91 yards from Jimmy Black to Kurt Unglaub vs. North Texas State, 1976
5. 88 yards from Gary Huff to Barry Smith vs. Kansas, 1971  
88 yards from Casey Weldon to Amp Lee vs. Tulane, 1989
7. 86 yards from Gary Pajcic to Ron Sellers vs. Wake Forest, 1966
8. 83 yards from Blair Williams to Dennis McKinnon vs. South Carolina, 1982
9. 82 yards from Gary Pajcic to Ron Sellers vs. Maryland, 1968
10. 80 yards from Bill Cappleman to Don Pederson vs. Memphis State, 1969  
80 yards from Nelson Italiano to Eddie Gray vs. Newberry, 1950

### LONGEST PUNT RETURNS

1. 92 yards by Phil Abraira vs. North Carolina State, 1969 (TD)
2. 80 yards by Robert Jackson vs. Virginia Tech, 1974 (TD)  
80 yards by Bill Odom vs. Stetson, 1954 (TD)
4. 76 yards by Deion Sanders vs. Clemson, 1988 (TD)
5. 75 yards by Walt Sumner vs. Alabama, 1967 (TD)  
75 yards by Ralph Claudron vs. Whiting Field, 1949 (TD)
7. 71 yards by David Snell vs. Louisville, 1970 (TD)
8. 70 yards by Bill Campbell vs. Wake Forest, 1965 (TD)
9. 69 yards by Terrell Buckley vs. Syracuse, 1989 (TD)
10. 65 yards by Gary Henry vs. Southern Mississippi, 1979 (TD)

### LONGEST KICKOFF RETURNS

1. 100 yards by Leon Bright vs. Virginia Tech, 1974 (TD)  
100 yards by Bill Moremen and T.K. Wetherell vs. Kentucky, 1965 (TD, lateral)  
100 yards by Keith Ross and Dexter Carter vs. Miami, 1986 (TD, lateral)
4. 97 yards by Billy Allen vs. Louisiana State, 1981 (TD)
5. 96 yards by David Snell vs. Virginia Tech, 1970 (TD)
6. 95 yards by Greg Allen vs. Western Carolina, 1981 (TD)  
95 yards by Billy Allen vs. West Virginia (Gator Bowl), 1982 (KO return)
8. 94 yards by Bill Moremen and T.K. Wetherell vs. Miami, 1966 (TD, lateral)
9. 93 yards by Eddie McMillan vs. Memphis State, 1970 (TD)  
93 yards by Larry Key vs. Texas Tech (Tangerine Bowl), 1977

11. 90 yards by Eddie McMillan vs. Miami, 1971 (TD)
12. 89 yards by Bill Odom vs. Virginia Tech, 1955 (TD)
13. 84 yards by Fred Pickard vs. Tampa, 1958
14. 80 yards by Keith Ross vs. Tulsa, 1985
15. 72 yards by Bobby Renn vs. Florida, 1958

### LONGEST INTERCEPTION RETURNS

1. 100 yards by Deion Sanders vs. Tulsa, 1985 (TD)
2. 99 yards by Ted Hewitt vs. Stetson, 1958 (TD)  
99 yards by Fred Biletnikoff vs. Miami, 1963 (TD)
4. 87 yards by LeRoy Butler vs. Syracuse, 1989 (TD)
5. 86 yards by Tom Hillabrand vs. Auburn, 1960 (TD)
6. 81 yards by Bud Whitehead vs. Wake Forest, 1959, (TD)
7. 74 yards by Dale McCullers vs. Houston, 1967
8. 69 yards by Howard Ehler vs. Oklahoma (Gator Bowl), 1965 (TD)
9. 66 yards by Bill Dawkins vs. Wofford (Cigar Bowl), 1959
10. 62 yards by Martin Mayhew vs. North Carolina, 1985 (TD)



*A standout on some of Florida State's least successful teams, Leon Bright provided a bright spot in 1974 with a 100-yard kickoff return against Virginia Tech.*

# THE LAST TIME IT HAPPENED IN A GAME

## INDIVIDUAL

Rushed for 100 yards - Dexter Carter (142) vs. Miami, 1989  
 Rushed for 200 yards - Sammie Smith vs. Tulane, 1988 (212)  
 Rushed for 300 yards - Greg Allen vs. Western Carolina, 1981 (32-322)

Passed for 200 yards - Peter Tom Willis vs. Nebraska, 1990 Fiesta Bowl (25-40-422)  
 Passed for 300 yards - Peter Tom Willis vs. Nebraska, 1990 Fiesta Bowl (25-40-422)  
 Passed for 400 yards - Peter Tom Willis vs. Nebraska, 1990 Fiesta Bowl (25-40-422)  
 Passed for 500 yards - Bill Cappleman vs. Memphis State, 1969 (31-50-508)

Received for 100 yards - Ronald Lewis vs. Nebraska, 1990 Fiesta Bowl (5-106)  
 Received for 150 yards - Jessie Hester vs. South Carolina, 1985 (9-156)

Scored 2 touchdowns rushing - Paul Moore vs. South Carolina, 1989  
 Scored 3 touchdowns rushing - Dayne Williams vs. Tulane, 1987  
 Scored 4 touchdowns rushing - Greg Allen vs. South Carolina, 1982

Passed for 3 touchdowns - Peter Tom Willis vs. Nebraska, 1990 Fiesta Bowl  
 Passed for 4 touchdowns - Peter Tom Willis vs. Nebraska, 1990 Fiesta Bowl  
 Passed for 5 touchdowns - Peter Tom Willis vs. Nebraska, 1990 Fiesta Bowl

Scored 2 touchdowns receiving - Reggie Johnson and Terry Anthony vs. Nebraska, 1990 Fiesta Bowl  
 Scored 3 touchdowns receiving - Sam Platt vs. Navy, 1978  
 Scored 4 touchdowns receiving - Ron Sellers vs. Wake Forest, 1968  
 Scored 5 touchdowns receiving - Ron Sellers vs. Wake Forest, 1968

Kicked 3 field goals - Bill Mason vs. Auburn, 1989  
 Kicked 4 field goals - Derek Schmidt vs. Florida, 1987  
 Kicked 5 field goals - Bill Capece vs. Pittsburgh, 1980  
 Returned an interception for touchdown - LeRoy Butler vs. Syracuse, 1989 (87)  
 Returned a punt for touchdown - Terrell Buckley vs. Syracuse, 1989 (69)  
 Returned a blocked punt for touchdown - Anthony Moss vs. South Carolina, 1988 (8)  
 Returned a kickoff for touchdown - Dexter Carter vs. Miami, 1986 (100)

Kicked 6 PATs - Richie Andrews vs. Memphis State, 1989 (6)  
 Kicked 7 PATs - Richie Andrews vs. Tulane, 1989 (8)  
 Kicked 8 PATs - Richie Andrews vs. Tulane, 1989 (8)  
 Kicked 9 PATs - Richie Andrews vs. Louisiana Tech, 1988 (9)

Intercepted 2 passes - Terrell Buckley vs. Memphis State, 1989  
 Intercepted 3 passes - J.T. Thomas vs. Kansas State, 1970

## TEAM

Rushed for 200 yards - 220 vs. Miami, 1989  
 Rushed for 300 yards - 434 vs. Tulane, 1988  
 Rushed for 400 yards - 434 vs. Tulane, 1988

Passed for 200 yards - 422 vs. Nebraska, 1990 Fiesta Bowl  
 Passed for 300 yards - 422 vs. Nebraska, 1990 Fiesta Bowl  
 Passed for 400 yards - 422 vs. Nebraska, 1990 Fiesta Bowl  
 Passed for 500 yards - 535 vs. Memphis State, 1989

Had 400 yards of total offense - 494 vs. Nebraska, 1990 Fiesta Bowl  
 Had 500 yards of total offense - 555 vs. Memphis State, 1989  
 Had 600 yards of total offense - 638 vs. South Carolina, 1988  
 Had 700 yards of total offense - 706 vs. East Carolina, 1982

Scored 30 points - 41 vs. Nebraska, 1990 Fiesta Bowl  
 Scored 40 points - 41 vs. Nebraska, 1990 Fiesta Bowl  
 Scored 50 points - 57 vs. Memphis State, 1989  
 Scored 60 points - 66 vs. Louisiana Tech, 1988  
 Scored 70 points - 73 vs. Tulane, 1987

Had 3 touchdowns rushing - 3 vs. Miami, 1989  
 Had 4 touchdowns rushing - 4 vs. Virginia Tech, 1988  
 Had 5 touchdowns rushing - 6 vs. Tulane, 1987  
 Had 6 touchdowns rushing - 6 vs. Tulane, 1987

Had 20 first downs - 24 vs. Florida, 1989  
 Had 25 first downs - 28 vs. Memphis State, 1989  
 Had 30 first downs - 31 vs. LSU, 1989  
 Had 35 first downs - 36 vs. East Carolina, 1980

# TEAM SEASON RECORDS

## POINTS SCORED

1. 450 in 1987
2. 442 in 1988
3. 389 in 1984
4. 388 in 1982
5. 383 in 1989
6. 368 in 1985
7. 366 in 1986
8. 352 in 1980
9. 319 in 1979
10. 312 in 1978

## MOST TOUCHDOWNS SCORED

1. 58 in 1988
2. 55 in 1987
3. 53 in 1982
4. 48 in 1984
- 48 in 1983
- 48 in 1989
7. 45 in 1985
- 45 in 1986
9. 42 in 1978
10. 41 in 1980

## MOST TOUCHDOWNS RUSHING

1. 34 in 1987
2. 30 in 1982
- 30 in 1983
4. 26 in 1986
5. 23 in 1984
6. 21 in 1966
- 21 in 1985
- 21 in 1989
9. 20 in 1950
- 20 in 1988

## MOST TOUCHDOWNS PASSING

1. 29 in 1968
- 29 in 1988
3. 28 in 1972
4. 25 in 1989
5. 23 in 1971
6. 21 in 1982
7. 19 in 1984
- 19 in 1954
- 19 in 1980
10. 18 in 1983
- 18 in 1979
- 18 in 1967
- 18 in 1977
- 18 in 1985
- 18 in 1987

## XP RUN-PASS MADE

1. 5 in 1958 (of 8)
2. 5 in 1959 (of 14)

3. 4 in 1975 (of 5)
4. 3 in 1986 (of 3)
- 3 in 1979 (of 8)
- 3 in 1960 (of 7)
- 3 in 1984 (of 6)

## XP RUN-PASS

### ATTEMPTED

1. 14 in 1959
2. 8 in 1979
- 8 in 1958
4. 7 in 1960
5. 6 in 1970
- 6 in 1972
- 6 in 1984

## XP KICKS MADE

1. 57 in 1988 (of 58)
2. 52 in 1982 (of 53)
3. 47 in 1987 (of 50)
4. 44 in 1985
- 44 in 1989 (of 47)
6. 42 in 1984
7. 41 in 1986 (of 42)
8. 39 in 1978
9. 38 in 1983 (of 45)
- 38 in 1980

## XP KICKS

### ATTEMPTED

1. 58 in 1988
2. 53 in 1982
3. 50 in 1987
4. 47 in 1989
5. 44 in 1985
6. 42 in 1984
- 42 in 1986
8. 40 in 1978
9. 38 in 1980
10. 36 in 1954

## MOST FIELD GOALS MADE

1. 23 in 1987
2. 22 in 1980
3. 18 in 1985
4. 17 in 1984
- 17 in 1989
6. 15 in 1979
- 15 in 1986
8. 14 in 1970
9. 13 in 1977
- 13 in 1971

## MOST FIELD GOALS ATTEMPTED

1. 31 in 1987
2. 30 in 1980
3. 26 in 1989

4. 25 in 1970
- 25 in 1985
6. 24 in 1979
- 24 in 1971
- 24 in 1984
- 24 in 1986
10. 23 in 1977

## TOTAL PLAYS

1. 855 in 1979
2. 848 in 1987
3. 845 in 1978
4. 835 in 1980
5. 830 in 1983
6. 825 in 1982
7. 814 in 1952
8. 810 in 1972
9. 807 in 1984
10. 792 in 1968

## TOTAL OFFENSE

1. 5361 in 1987
2. 5124 in 1982
3. 4965 in 1989
4. 4959 in 1984
5. 4889 in 1983
6. 4871 in 1988
7. 4522 in 1978
8. 4474 in 1972
9. 4447 in 1985
10. 4328 in 1968

## TOTAL OFFENSE PER GAME

1. 487.4 in 1987
2. 465.8 in 1982
3. 451.4 in 1989
4. 451.0 in 1984
5. 444.4 in 1983
6. 442.8 in 1988
7. 432.8 in 1968
8. 411.1 in 1978
9. 406.7 in 1972
10. 404.3 in 1985

## MOST FIRST DOWNS MADE

1. 269 in 1983
2. 268 in 1987
3. 267 in 1989
4. 254 in 1982
5. 251 in 1984
- 251 in 1988
7. 233 in 1968
8. 232 in 1978
9. 228 in 1985
10. 224 in 1977

# RECORD BOOK



# RECORD BOOK

## FIRST DOWNS

### RUSHING

- 152 in 1987
- 146 in 1984
- 140 in 1983
- 137 in 1980
- 118 in 1985
- 117 in 1981
- 116 in 1982
- 114 in 1988
- 108 in 1986
- 107 in 1975

### FIRST DOWNS PASSING

- 157 in 1989
- 129 in 1972
- 128 in 1978
- 127 in 1982
- 127 in 1968
- 122 in 1988
- 120 in 1977
- 117 in 1971
- 112 in 1970
- 112 in 1966

## FIRST DOWNS

### PENALTY

- 26 in 1989
- 20 in 1975
- 20 in 1973
- 18 in 1983
- 17 in 1966
- 15 in 1988
- 15 in 1984
- 15 in 1976
- 15 in 1968
- 14 in 1986
- 14 in 1985

### MOST RUSHING PLAYS

- 603 in 1980
- 571 in 1984
- 530 in 1987
- 519 in 1975
- 518 in 1983
- 515 in 1953
- 507 in 1979
- 503 in 1985
- 492 in 1981
- 488 in 1976

## RUSHING YARDS

### PER PLAY

- 5.69 in 1985
- 5.65 in 1987
- 5.29 in 1984
- 5.00 in 1988
- 4.95 in 1949
- 4.90 in 1982
- 4.87 in 1983
- 4.43 in 1986
- 4.34 in 1968
- 4.30 in 1950

## MOST YARDS RUSHING

- 3021 in 1984
- 2995 in 1987
- 2552 in 1983
- 2369 in 1985
- 2339 in 1982
- 2195 in 1988
- 2194 in 1949
- 2142 in 1953
- 2138 in 1980
- 2055 in 1986

## MOST YARDS RUSHING

### PER GAME

- 274.6 in 1984
- 272.3 in 1987
- 229.3 in 1983
- 225.9 in 1950
- 219.4 in 1949
- 215.4 in 1985
- 214.2 in 1953
- 212.6 in 1982
- 210.3 in 1948
- 205.0 in 1951

## MOST PASS ATTEMPTS

- 389 in 1972
- 387 in 1989
- 369 in 1978
- 356 in 1969
- 356 in 1968
- 352 in 1967
- 348 in 1982

## MOST PASS

### COMPLETIONS

- 230 in 1989
- 209 in 1972
- 206 in 1978
- 195 in 1968
- 191 in 1969
- 190 in 1967
- 190 in 1982
- 188 in 1988
- 176 in 1983
- 173 in 1987

## MOST TIMES

### INTERCEPTED

- 23 in 1972
- 21 in 1973
- 21 in 1967
- 21 in 1954
- 18 in 1981
- 18 in 1988

## HIGHEST COMPLETION

### PERCENTAGE

- 59.4 in 1989
- 59.0 in 1964
- 58.9 in 1988
- 58.6 in 1980
- 56.2 in 1983
- 55.8 in 1978

- 55.5 in 1976
- 55.0 in 1971
- 54.8 in 1968
- 54.6 in 1982

## MOST YARDS PASSING

- 3448 in 1989
- 2974 in 1972
- 2844 in 1968
- 2838 in 1970
- 2785 in 1982
- 2750 in 1971
- 2749 in 1978
- 2676 in 1988
- 2367 in 1983
- 2366 in 1987

## MOST YARDS PASSING

### PER GAME

- 313.5 in 1989
- 284.4 in 1968
- 270.4 in 1972
- 258.4 in 1967
- 258.0 in 1970
- 255.0 in 1969
- 253.2 in 1982

## MOST PUNTS

- 81 in 1973
- 66 in 1979
- 65 in 1981
- 63 in 1970
- 61 in 1974
- 61 in 1965
- 59 in 3 years
- 57 in 1980

## HIGHEST PUNT

### AVERAGE

- 45.2 in 1981
- 45.1 in 1980
- 43.1 in 1985
- 42.3 in 1984
- 42.2 in 1983
- 42.0 in 1986
- 40.6 in 1970
- 40.0 in 1978
- 39.7 in 1979
- 39.6 in 1965

## MOST

### INTERCEPTIONS

- 25 in 1968
- 24 in 1982
- 24 in 1949
- 23 in 1979
- 23 in 1989
- 22 in 1972
- 22 in 1985
- 21 in 1948
- 20 in 1969
- 18 in 1980
- 18 in 1988

Bowden Win #

150

Florida State 19, Memphis State 10  
1985

# RECORD AGAINST ALL OPPONENTS

TEAM	FIRST MTC	LAST MTC	SITESCORE	W	L	T						
Abilene Christian	1953	1957	H 34- 7	1	2	0						
Alabama	1965	1974	H 7- 8	0	2	1						
Arizona State*	1971	1984	A 52-44	3	1	0						
<b>AUBURN*</b>	1954	1989	H 22-14	4	12	1						
Baylor	1965	1974	H 17-21	1	2	0						
Boston College	1957	1980	H 41- 7	2	1	0						
<b>CINCINNATI</b>	1977	1983	H 43-17	5	0	0						
Citadel, The	1955	1962	H 49- 0	4	0	1						
Clemson	1970	1989	H 23-34	3	2	0						
Colorado State	1972	1974	H 7-14	1	1	0						
Cumberland	1947	1948	H 30- 0	1	1	0						
Delta State	1951	1951	H 34- 0	1	0	0						
<b>EAST CAROLINA</b>	1980	1988	H 45-21	6	0	0						
Erskine	1948	1949	H 26- 7	1	1	0						
<b>FLORIDA</b>	1958	1989	A 24-17	9	22	1						
Furman	1952	1987	H 41-10	8	2	0						
George Washington	1961	1961	H 15- 7	1	0	0						
Georgia*	1954	1984	N 17-17	4	5	1						
<b>GEORGIA SOUTHERN</b>	1988	1988	H 28-10	1	0	0						
Georgia Tech	1952	1975	A 0-30	0	7	1						
Houston	1960	1978	H 21-27	2	12	2						
Howard	1950	1950	H 20- 6	1	0	0						
Indiana*	1986	1986	N 27-13	1	0	0						
Iowa State	1975	1975	H 6-10	0	1	0						
Jacksonville Navy	1951	1951	A 39- 0	1	0	0						
Jacksonville State (AL)	1947	1947	H 0- 7	0	1	0						
Kansas	1971	1985	H 24-20	4	2	0						
Kansas State	1970	1977	A 18-10	3	0	0						
Kentucky	1960	1965	A 24-26	1	3	1						
Livingston State	1948	1949	A 6-13	1	1	0						
<b>LOUISIANA STATE*</b>	1968	1989	A 31-21	5	2	0						
Louisiana Tech	1952	1988	H 66- 3	1	2	0						
Louisville	1952	1987	H 32- 9	10	1	0						
Maryland	1966	1968	A 24-14	2	0	0						
<b>MEMPHIS STATE</b>	1959	1989	H 57-20	9	7	1						
<b>MIAMI</b>	1951	1989	H 24-10	14	19	0						
Michigan	1986	1986	A 18-20	0	1	0						
Michigan State	1987	1988	H 30- 7	2	0	0						
Millsaps	1948	1949	H 40- 0	2	0	0						
Mississippi	1961	1961	A 0-33	0	1	0						
Mississippi College	1948	1950	H 33- 0	3	0	0						
Mississippi State	1966	1979	H 17- 6	7	2	0						
Navy	1978	1978	H 38- 6	1	0	0						
Nebraska*	1980	1989	N 41-17	4	2	0						
Newberry	1950	1950	A 24- 0	1	0	0						
New Mexico State	1964	1964	H 36- 0	1	0	0						
North Carolina*	1983	1986	H 10- 0	2	0	1						
North Carolina State	1952	1969	H 33-22	8	4	0						
North Texas State	1976	1977	H 35-14	2	0	0						
Notre Dame	1981	1981	A 19-13	1	0	0						
Ohio	1956	1956	H 47- 7	1	0	0						
Ohio State	1981	1982	A 34-17	2	0	0						
Oklahoma*	1965	1980	N 17-18	1	3	0						
Oklahoma State*	1958	1985	N 34-23	3	1	0						
Penn State*	1968	1968	N 17-17	0	0	1						
Pittsburgh	1971	1983	A 16-17	3	5	0						
Randolph Macon	1950	1950	H 40- 7	1	0	0						
Richmond	1959	1961	H 13- 7	3	0	0						
San Diego State	1973	1977	A 16-41	0	2	0						
Sewanee	1949	1950	H 14- 8	2	0	0						
<b>SOUTH CAROLINA</b>	1966	1989	H 35-10	13	3	0						
Southern Illinois	1982	1982	H 59- 8	1	0	0						
Southern Miss	1952	1989	N 26-30	12	8	1						
Stetson	1947	1954	A 47- 6	6	1	1						
Sul Ross State	1951	1951	H 35-12	1	0	0						
Syracuse	1966	1989	A 41-10	2	1	0						
Tampa	1948	1959	A 33- 0	9	2	0						
Temple	1984	1984	H 44-27	1	0	0						
Tennessee	1958	1958	A 10- 0	1	0	0						
Tennessee-Chattanooga	1984	1984	H 37- 0	1	0	0						
Tennessee Tech	1947	1958	H 22- 7	1	1	0						
Texas A&M	1967	1968	H 20-14	2	0	0						
Texas Christian	1963	1965	A 3- 7	1	2	0						
Texas Tech*	1966	1987	H 40-16	4	1	0						
Texas Western*	1954	1954	N 20-47	0	1	0						
Toledo	1986	1986	H 24- 0	1	0	0						
Troy State	1947	1951	H 40- 0	4	1	0						
<b>TULANE**</b>	1983	1989	H 59- 9	7	0	0						
Tulsa	1969	1985	H 76-14	5	0	0						
Utah State	1975	1975	H 17- 8	1	0	0						
Villanova	1954	1957	A 7-21	3	1	0						
Virginia Military	1952	1954	A 33-19	2	1	0						
<b>VIRGINIA TECH</b>	1955	1989	A 41- 7	16	10	1						
Wake Forest	1956	1973	A 7- 9	7	2	1						
West Virginia*	1982	1982	N 31-12	1	0	0						
Western Carolina	1981	1985	H 50-10	2	0	0						
Whiting Field	1949	1949	H 74- 0	1	0	0						
Wichita State	1969	1986	H 59- 3	2	0	0						
William & Mary	1959	1960	H 22- 0	1	1	0						
Wofford*	1949	1952	A 27-13	3	0	0						
Wyoming*	1966	1966	N 20-28	0	1	0						

\*Bowl Games Included \*\*Forfeit Included  
All Caps & Bold Face type indicates 1990 opponent



Offensive lineman Ed King of Auburn (top) and running back Harvey Williams (bottom) of LSU are just two of the all-star candidates Florida State will face in 1990.

Bowden Win # **151** Florida State 24, Kansas 20 1985

## BEST PERFORMANCES BY OPPONENTS



*After an All-America career at Florida State from 1980-83, defensive tackle Alfonso Carreher has gone on to start for the NFL's Green Bay Packers and Denver Broncos.*

### INDIVIDUAL

- Most Yards Rushing** - 304, Sam Dejarnette, Southern Mississippi, 1982
- Most Times Carried** - 43, Sam Dejarnette, Southern Mississippi, 1982
- Most Yards Passing** - 532, Jeff VanRaaphorst, Arizona State, 1984
- Most Passes Attempted** - 59, Jeff VanRaaphorst, Arizona State, 1984
- Most Passes Completed** - 38, Jeff VanRaaphorst, Arizona State, 1984
- Most Passes Caught** - 13, Gary Williams, Ohio State, 1981
- Most Yards Pass Receiving** - 229, Gary Williams, Ohio State, 1981
- Most Total Offense** - 532, Jeff VanRaaphorst, Arizona State, 1984
- Longest Touchdown Run From Scrimmage** - 94, Roger Craig, Nebraska, 1981
- Longest Punt Return** - 86, Daryl Cox, Kentucky, 1961 (TD)
- Most Touchdowns On Returns** - 2, Henry Williams, East Carolina, 1983 (1 kickoff, 1 punt)
- Most Interceptions** - 4, Bryant Gilliard, South Carolina, 1984
- Longest Interception Return** - 99, Treg Songy, Tulane, 1983
- Longest Kickoff Return** - 100, Anthony Collins, East Carolina, 1980
- Longest Touchdown Pass** - 83, from D.C. Nobles to Bryan Willingham, Houston, 1973
- Longest Pass Play** - 95, from Ronnie Fletcher to Ben Hart, Oklahoma (Gator Bowl), 1965
- Longest Punt** - 77, Jim Walton, Boston College, 1976; Rob Rajsich, Miami, 1978
- Longest Field Goal** - 61, Wayne Latimer, Virginia Tech, 1975
- Most Field Goals** - 6, Bobby Raymond, Florida, 1983
- Most Fumbles Recovered** - 3, John Hohesiel, Wichita State, 1969

### TEAM

- Passes Attempted** - 54, Florida, 1979; Arizona State, 1984
- Passes Completed** - 38, Arizona State, 1984
- Pass Yardage** - 532, Arizona State, 1984
- Rushing Yardage** - 472, Nebraska, 1981
- Total Offense** - 651, Arizona State, 1984
- Rushing Attempts** - 80, Houston, 1974
- Points Scored** - 59, Auburn, 1985
- Most First Downs (Passing)** - 26, Arizona State, 1984
- Most Fumbles** - 17, Wichita State, 1969
- Most Fumbles Lost** - 10 (of 17), Wichita State, 1969
- Most Interceptions (Defense)** - 7, South Carolina, 1984
- Most Interceptions Returned for TDs** - 2, Auburn, 1985
- Penalties** - 18, South Carolina, 1985

Bowden Win #

**152**

Florida State 76, Tulsa 14  
1985

## COACHES & CAPTAINS

YEAR	COACH	CAPTAINS	W	L	T	FSU PTS.	OPP PTS.
1947	Ed Williamson	Jack McMillan, Phil Rountree	0	5	0	18	90
1948	Don Veller	Game Captains	7	1	0	152	64
1949*	Don Veller	Hugh Adams	9	1	0	291	59
1950	Don Veller	Duke Maltby	8	0	0	219	54
1951	Don Veller	Bill Dawkins	6	2	0	194	72
1952	Don Veller	Curtis Campbell, Vic Szczepanik	1	8	1	101	261
1953	Tom Nugent	Steve Kalenich, Bobby Fiveash	5	5	0	183	146
1954*	Tom Nugent	Game Captains	8	4	0	277	190
1955	Tom Nugent	Bob Crenshaw, Don Powell	5	5	0	147	186
1956	Tom Nugent	Joe Holt, Buck Metz	5	4	1	178	116
1957	Tom Nugent	Ron Schomburger	4	6	0	136	165
1958*	Tom Nugent	Vic Prinzi, Bobby Renn	7	4	0	218	124
1959*	Perry Moss	John Spivey, Al Ulmer	4	6	0	149	132
1960	Bill Peterson	Tony Romeo	3	6	1	111	136
1961	Bill Peterson	Steve Klesius	4	5	1	93	128
1962	Bill Peterson	Gene McDowell	4	3	3	170	69
1963	Bill Peterson	Steve Klesius	4	5	1	167	93
1964*	Bill Peterson	Bill Dawson, Fred Biletnikoff, George D'Alassandro	9	1	1	263	85
1965	Bill Peterson	Bill McDowell, Max Wettstein	4	5	1	121	119
1966*	Bill Peterson	Game Captains	6	5	0	274	215
1967*	Bill Peterson	Game Captains	7	2	2	250	187
1968*	Bill Peterson	Game Captains	8	3	0	308	211
1969	Bill Peterson	Game Captains	6	3	1	220	182
1970	Bill Peterson	Game Captains	7	4	0	254	195
1971*	Larry Jones	Rhett Dawson, John Lanahan	8	4	0	309	174
1972	Larry Jones	Gary Huff, Larry Strickland	7	4	0	287	224
1973	Larry Jones	Jim Malkiewicz, Don Sparkman	0	11	0	98	331
1974	Darrell Mudra	Joe Goldsmith, Bert Cooper	1	10	0	130	289
1975	Darrell Mudra	Greg Johnson, Jeff Gardner	3	8	0	187	213
1976	Bobby Bowden	Jimmy Black, Jeff Leggett, Joe Camps, Rudy Thomas	5	6	0	205	258
1977*	Bobby Bowden	Aaron Carter, Bill Duley, Larry Key, Tom Rushing, Nat Terry	10	2	0	314	170
1978	Bobby Bowden	Nate Henderson, Willie Jones, Ivory Joe Hunter	8	3	0	312	208
1979*	Bobby Bowden	Mike Good, Ivory Joe Hunter, Scott Warren, Wally Woodham	11	1	0	326	160
1980*	Bobby Bowden	Reggie Herring, Greg Futch, Ron Simmons, Ken Lanier	10	2	0	369	103
1981	Bobby Bowden	James Harris, James Gilbert, Rohn Stark, Michael Whiting, Rick Stockstill	6	5	0	240	286
1982*	Bobby Bowden	Game Captains	9	3	0	419	254
1983*	Bobby Bowden	Game Captains	8	4	0	381	312
1984*	Bobby Bowden	Greg Allen, Joe Wessel, Henry Taylor	7	3	2	405	254
1985*	Bobby Bowden	John Ionata, Todd Stroud, Kirk Coker	9	3	0	402	248
1986*	Bobby Bowden	Fred Jones, Gerald Nichols, Louis Berry, Jim Hendley	7	4	1	393	218
1987*	Bobby Bowden	Danny McManus, Paul McGowan, Marty Riggs, Pat Carter	11	1	0	481	163
1988*	Bobby Bowden	Chip Ferguson, Deion Sanders, Alphonso Williams	11	1	0	455	172
1989*	Bobby Bowden	Peter Tom Willis, LeRoy Butler, Dexter Carter	10	2	0	383	182
<b>TOTALS</b>			<b>272</b>	<b>170</b>	<b>16</b>	<b>10,590</b>	<b>7,498</b>


\*Bowl Game Included

Bowden Win # **153** Florida State 20, North Carolina 10  
1985

# RECORD BOOK

## COACHES CUMULATIVE RECORDS

NAME	TENURE	YEARS	W-L-T	PCT.	FSU PTS.	OPP PTS.
Ed Williamson	1947	1	0-5-0	.000	18	90
Don Veller	1948-52	5	31-12-1	.716	938	504
Tom Nugent	1953-58	6	34-28-1	.548	1123	865
Perry Moss	1959	1	4-6-0	.400	149	132
Bill Peterson	1960-70	11	62-42-11	.587	2234	1602
Larry Jones	1971-73	3	15-19-0	.441	407	505
Darrell Mudra	1974-75	2	4-18-0	.182	317	502
Bobby Bowden	1976-Present	14	122-40-3	.755	4987	2813



*Defensive back Keith Jones (28) is the only two-time first team Academic All-American in Florida State history. He picked off 12 passes in his career to rank fourth on the FSU all-time chart.*

Bowden Win #

**154**

Florida State 56, South Carolina 14  
1985



## HOMECOMING GAMES

(33 Wins, 8 Losses, 1 Tie)

YEAR	OPPONENT	FSU	OPP
1948	Tampa	33	12
1949	Millsaps	40	0
1950	Sewanee	14	8
1951	Stetson	13	10
1952	Furman	0	9
1953	Stetson	13	6
1954	Furman	33	14
1955	The Citadel	39	0
1956	Wake Forest	14	14
1957	Virginia Tech	20	7
1958	Tampa	43	0
1959	William & Mary	0	9
1960	Kentucky	0	23
1961	Southern Mississippi	0	12
1962	Houston	0	7
1963	North Carolina State	14	0
1964	Kentucky	48	6
1965	Wake Forest	35	0
1966	Wake Forest	28	0
1967	Texas Tech	28	12
1968	Wake Forest	42	24
1969	South Carolina	34	9
1970	Virginia Tech	34	8
1971	Mississippi State	27	9
1972	Colorado State	33	0
1973	Memphis State	10	13
1974	Virginia Tech	21	56
1975	Miami (Florida)	22	24
1976	Southern Mississippi	30	27
1977	North Texas State	35	14
1978	Navy	38	6
1979	South Carolina	27	7
1980	Boston College	41	7
1981	Western Carolina	56	31
1982	Southern Illinois	59	8
1983	Cincinnati	43	17
1984	Tennessee-Chattanooga	37	0
1985	Western Carolina	50	10
1986	Southern Mississippi	49	13
1987	Tulane	73	14
1988	Georgia Southern	28	10
1989	South Carolina	35	10

## THE BOB CRENSHAW AWARD

Given in memory of Robert E. (Bob) Crenshaw, 1955, Florida State football captain and student leader who was killed in a jet crash in 1958, the plaque's inscription reads: "To the Football Player With the Biggest Heart." The recipient is chosen by his teammates as the man who best exemplified the "qualities that made Bob Crenshaw an outstanding football player and person."

1958	Al Ulmer	Guard
1959	Ramon Rogers	Center
1960	Abner Bigbie	Fullback
1961	Paul Andrews	Fullback
1962	Jim Sims	Tackle
1964	Larry Brinkley	Fullback
1964	Dick Hermann	Linebacker
1965	Howard Ehler	Defensive Back
1966	Ed Pope	Guard
1967	Kim Hammond	Quarterback
1968	Billy Gunter	Running Back
1969	Stan Walker	Guard
1970	Theron Bass	Linebacker
1971	Bill Henson	Defensive Tackle
1972	Allen Dees	Center
1973	Steve Bratton	Defensive End
1974	Jeff Gardner	Offensive Guard
1975	Lee Nelson	Defensive Back
1976	Joe Camps	Defensive Back
1977	Aaron Carter	Linebacker
1978	Scott Warren	Defensive End
1979	Greg Futch	Offensive Tackle
1980	Monk Bonasorte	Defensive Back
1981	Barry Voltapetti	Offensive Tackle
1982	Blair Williams	Quarterback
1983	Tom McCormick	Center
1984	Todd Stroud	Noseguard
1985	Pete Panton	Tight End
1986	Greg Newell	Free Safety
1987	Mark Salva	Center
1988	Joey Ionata	Offensive Tackle
1989	Tony Yeomans	Offensive Guard

## ACADEMIC ALL-AMERICANS

(Selected by the College Sports Information Directors of America)

First Team	Second Team
1972 - Gary Huff (QB)	1957 - Ron Schomberger (E)
1979 - Phil Williams (WR)	1981 - Phil Williams (WR)
1979 - Keith Jones (DB)	1985 - Martin Mayhew (CB)
1980 - Keith Jones (DB)	1989 - Dave Roberts (TE)
1981 - Rohn Stark (P)	

## LITTLE ALL-AMERICANS

1948 - Hugh Adams (T)	1951 - Bill Dawkins (G)
1949 - Hugh Adams (T)	1952 - Curt Campbell (E)
1950 - Jerry Morrical (T)	1954 - Al Makowiecke (G)

## NCAA POST GRADUATE SCHOLARSHIP

1980 - Phil Williams (WR)
1987 - David Palmer (ILB)

Bowden Win # **155** Florida State 50, Western Carolina 10  
1985

# RECORD BOOK

Although the Seminoles did not appear on the network last season, CBS has televised six FSU games in the past four years and will telecast the Florida State - Miami contest in 1990.



## T.V. TIME



Week after week, Florida State athletes are under the camera's eye whether on national broadcasts, weekly shows on the Sunshine Network or local television stories.



ESPN was the network of the Tribe last year as Florida State appeared on the Saturday night "prime time" broadcast five times during the regular season.

Just as Tallahassee fans and FSU players enjoy the exciting style of football played by Bobby Bowden's Florida State teams, so too has a national television audience as Bowden's Seminoles became one of the most televised teams in the country in the late '80s. With a diversified offense, talented athletes on both sides of the ball, and a schedule annually rated among the nation's toughest, not to mention Bowden's propensity toward the occasional trick or two, the major television networks vie to broadcast FSU's top games each year.

In the 14 years since Bowden took over the helm of the FSU program, the Seminoles have been televised 52 times by five major networks, and have a 35-15-2 record in those games. Forty of those 52 broadcasts went to a nation-wide audience, including seven in 1989.

Last football season, ESPN — the "Total Sports Network" — nearly became the Florida State football network as the Seminoles were featured on ESPN's "Prime Time" broadcast five times during the regular season, the maximum exposures allowed. Florida State was also featured on WTBS in its season opening game against Southern Miss, and on NBC in the Fiesta Bowl win over Nebraska.

In all, FSU has been seen on ESPN nine times, on CBS nine times, on ABC 33 times, on NBC four times and on WTBS eight times, all since 1958. Florida State made 44 of its 66 network television appearances during the decade of the '80s and reached its maximum number of regular season showings in each of the last two years.

In addition to national coverage, most Florida State games not picked up by a national network are broadcast throughout the state of Florida and to other locales in the U.S. by cable's Sunshine Network. The Sunshine Network also carries a weekly highlight show on FSU football during the season, providing further exposure for the Seminole program.

Bowden Win #

156

Florida State 34, Oklahoma State 23  
1985

# SEMINOLES ON T.V.

(Won 41, Lost 22, Tied 3)

SEASON	OPPONENT	LOCATION	SCORE	NETWORK	BOWL
1958	Oklahoma State	Louisville, KY	6-15	ABC*	Bluegrass
1959	Virginia Tech	Blacksburg, VA	7-6	ABC	-
1965	Oklahoma	Jacksonville, FL	36-19	ABC*	Gator
1966	Virginia Tech	Blacksburg, VA	21-23	ABC	-
1966	Wyoming	El Paso, TX	20-28	NBC*	Sun
1967	Memphis State	Memphis, TN	26-7	ABC	-
1967	Penn State	Jacksonville, FL	17-17	ABC*	Gator
1968	Florida	Tallahassee, FL	9-3	ABC	-
1968	Louisiana State	Atlanta, GA	27-31	TV-Sports*	Peach
1969	N.C. State	Tallahassee, FL	33-22	ABC	-
1970	Houston	Tampa, FL	21-53	ABC	-
1971	Miami	Miami, FL	20-17	ABC	-
1971	Arizona State	Tempe, AZ	38-45	Mizlou	Fiesta
1972	Auburn	Auburn, AL	14-27	ABC	-
1977	Florida	Gainesville, FL	37-9	ABC	-
1977	Texas Tech	Orlando, FL	40-17	Mizlou*	Tangerine
1978	Miami	Miami, FL	31-21	ABC	-
1978	Navy	Tallahassee, FL	38-6	ABC	-
1979	Virginia Tech	Blacksburg, VA	17-10	ABC	-
1979	Louisiana State	Baton Rouge, LA	24-19	ABC	-
1979	Florida	Gainesville, FL	27-16	ABC*	-
1979	Oklahoma	Miami, FL	7-24	ABC*	Orange
1980	Memphis State	Memphis, TN	24-3	ABC	-
1980	Virginia Tech	Tallahassee, FL	31-7	ABC	-
1980	Florida	Tallahassee, FL	17-13	ABC*	-
1980	Oklahoma	Miami, FL	17-18	ABC*	Orange
1981	Miami	Tallahassee, FL	19-27	ABC	-
1981	Southern Miss	Tallahassee, FL	14-58	ABC	-
1982	Miami	Miami, FL	24-7	CBS	-
1982	Louisville	Tallahassee, FL	49-14	WTBS*	-
1982	West Virginia	Jacksonville, FL	31-12	ABC*	Gator
1983	Louisiana State	Baton Rouge, LA	40-35	ABC	-
1983	Louisville	Tallahassee, FL	51-7	WTBS*	-
1983	Florida	Gainesville, FL	14-53	CBS*	-
1983	North Carolina	Atlanta, GA	28-3	CBS*	Peach
1984	South Carolina	Columbia, SC	26-38	ABC*	-
1984	Florida	Tallahassee, FL	17-27	ABC*	-
1984	Georgia	Orlando, FL	17-17	NBC*	Citrus
1985	Tulane	New Orleans, LA	38-12	WTBS*	-
1985	Nebraska	Lincoln, NE	17-13	ABC*	-
1985	Memphis State	Tallahassee, FL	19-10	WTBS*	-
1985	Auburn	Auburn, AL	28-59	WTBS*	-
1985	Miami	Tallahassee, FL	27-35	ABC	-
1985	South Carolina	Tallahassee, FL	56-14	ESPN*	-
1985	Oklahoma State	Jacksonville, FL	34-23	ABC*	Gator
1986	Nebraska	Lincoln, NE	17-34	ABC*	-
1986	North Carolina	Tallahassee, FL	10-10	WTBS*	-
1986	Miami	Miami, FL	23-41	CBS*	-
1986	Indiana	Birmingham, AL	27-13	WTBS*	All-American
1987	Miami	Tallahassee, FL	25-26	CBS*	-
1987	Auburn	Auburn, AL	34-6	CBS*	-
1987	Florida	Gainesville, FL	28-14	CBS*	-
1988	Nebraska	Tempe, AZ	31-28	NBC*	Fiesta
1988	Miami	Miami, FL	0-31	CBS*	-
1988	Clemson	Clemson, SC	24-21	CBS*	-
1988	Michigan State	Tallahassee, FL	30-7	ESPN*	-
1988	South Carolina	Columbia, SC	59-0	ESPN*	-
1988	Florida	Tallahassee, FL	52-17	ESPN*	-
1989	Auburn	New Orleans, LA	13-7	ABC*	Sugar
1989	Southern Miss	Jacksonville, FL	26-30	WTBS*	-
1989	Clemson	Tallahassee, FL	23-34	ESPN*	-
1989	LSU	Baton Rouge, LA	31-21	ESPN*	-
1989	Auburn	Tallahassee, FL	22-14	ESPN*	-
1989	Miami	Tallahassee, FL	24-10	ESPN*	-
1989	Florida	Gainesville, FL	24-17	ESPN*	-
1989	Nebraska	Tempe, AZ	41-17	NBC*	Fiesta

\*Nationally televised

Bowden Win # **157** Florida State 24, Toledo 0  
1986

*In the 43-year history of the Seminole football program, 780 different players have earned letters, including 12 Williams' and 10 Johnson's and Jones'.*



## ALL-TIME LETTERMEN

- A**
- Abbott, Bryce, 1989  
 Abrraira, Phillip, 1967, 68, 69  
 Adams, Hugh, 1949, 50  
 Adams, Robert, 1978, 80  
 Allen, Billy, 1981, 82, 83, 84  
 Allen, Glenn, 1949  
 Allen, Greg, 1981, 82, 83, 84  
 Allen, Mike, 1972, 73, 74  
 Amman, Richard, 1969, 70, 71  
 Anderson, Bob, 1973  
 Anderson, Bobby, 1971, 72, 73  
 Andrews, Paul, 1959, 60, 61  
 Andrews, Richie, 1987, 88, 89  
 Anthony, Terry, 1986, 87, 88, 89  
 Arnold, Jim, 1950, 51, 56, 57  
 Arnold, Phil, 1971, 72, 73  
 Ashley, Tracy, 1981, 82, 83  
 Ashmore, Robert, 1969, 70, 71  
 Askin, Ahmet, 1972, 73  
 Avezzano, Joe, 1963, 64, 65
- B**
- Bagget, Leo, 1954, 55, 56, 58  
 Bagnell, Clare (Bud), 1956, 57, 58, 59  
 Bailey, Tom, 1968, 69, 70  
 Bailey, Winfred, 1962, 63, 64  
 Baker, Bill, 1957, 58  
 Baker, Robbie, 1989  
 Baker, Sam, 1950  
 Baker, Shannon, 1989  
 Banakas, Chris, 1947, 48, 49  
 Barber, Bob, 1953, 54  
 Barco, Barry, 1983, 84, 85  
 Barnes, Mike, 1976, 77  
 Barnes, Troy, 1954, 55, 56, 57  
 Barnes, Wendell, 1947  
 Barwick, Parrish, 1982, 84, 85, 86  
 Bass, Theron, 1968, 69, 70  
 Bassett, David, 1988, 89  
 Battaglia, Carmen, 1955, 56, 57, 58  
 Beckman, Ed, 1973, 74, 75, 76  
 Bell, Bruce, 1973  
 Bengston, Brian, 1970  
 Benner, Wayne, 1950, 51  
 Bennett, Edgar, 1987, 89  
 Benson, Joe, 1966, 67, 68  
 Berry, Louis, 1983, 84, 85, 86  
 Beville, Steve, 1969  
 Bibent, Maury, 1963, 64, 65  
 Bickford, Roy, 1959, 60, 61  
 Bigbie, Abner, 1958, 59, 60  
 Biletnikoff, Fred, 1962, 63, 64  
 Bisbee, Hamilton, 1955, 56, 57  
 Bishop, William, 1947  
 Black, Jimmy, 1973, 74, 76  
 Blankenship, Buddy, 1965  
 Blatt, Mike, 1965, 66, 67  
 Blazovich, Mike, 1960, 61, 62
- Bloodworth, Steve, 1983  
 Bonasorte, Monk, 1977, 78, 79, 80  
 Booth, Charles, Jr., 1951, 52, 53  
 Boris, Frederick, 1947  
 Bowden, Jeff, 1981, 82  
 Boyer, George, 1952, 53, 56, 57  
 Bradley, Preston, 1950, 51  
 Braggins, David, 1965, 66  
 Brannon, Tom, 1979, 80, 81  
 Bratton, Steve, 1970, 71, 72, 73  
 Bright, Leon, 1974, 75, 76  
 Bringger, Harry, 1949, 50, 51, 52  
 Brinkley, Larry, 1961, 62, 63  
 Brown, Bill, 1955, 56, 57, 58  
 Brown, Charlie, 1951, 52  
 Brown, Mack, 1972, 73  
 Brown, John, 1986, 87, 89  
 Brown, Lavon, 1989  
 Brown, Tommy, 1950, 51, 53  
 Browning, Bob, 1947, 48  
 Brownlee, Roger, 1981, 82  
 Bruner, Jerry, 1961, 62, 63  
 Bryant, Buddy, 1947, 50, 53  
 Bryant, Phillip, 1985  
 Buckley, Terrell, 1989  
 Bugar, Mike, 1965, 67, 68  
 Burkhardt, Bill, 1966  
 Burnett, Ken, 1980, 81, 82  
 Burt, Bobby, 1968  
 Burton, Clint, 1966, 67, 68  
 Butler, Bobby, 1977, 78, 79, 80  
 Butler, LeRoy, 1987, 88, 89  
 Butts, Marion, 1987, 88
- C**
- Cahoon, Phil, 1973, 74  
 Calhoun, Charles, 1961, 62, 63  
 Campbell, Allen Dale, 1981, 82  
 Campbell, Bill, 1965, 66  
 Campbell, Curt, 1950, 51, 52  
 Camps, Joe, 1974, 75, 76  
 Capece, Bill, 1977, 78, 79, 80  
 Cappelen, Davy, 1976, 77, 78, 79  
 Cappleman, Bill, 1968, 69  
 Carballo, Manny, 1982  
 Carnes, George, 1952  
 Carnes, Robert T., 1957  
 Carollo, Phil, 1986, 87, 88  
 Carreker, Alphonso, 1980, 81, 82, 83  
 Carrell, Duane, 1969, 70, 71  
 Carruthers, Kirk, 1988, 89  
 Carter, Aaron, 1974, 75, 76, 77  
 Carter, Dexter, 1986, 87, 88, 89  
 Carter, Keith, 1986, 87, 88, 89  
 Carter, Pat, 1984, 85, 86, 87  
 Carter, Walter, 1976, 77, 78, 79  
 Carter, Wes, 1947  
 Causey, Jim, 1962, 63  
 Caven, Jay, 1976, 77

Bowden Win #

**158**

Florida State 54, Tulane 21  
 1986

Chaney, James, 1988, 89  
 Chaudron, Ralph, 1947, 48, 49  
 Chavers, Lenny, 1981, 83, 84, 85  
 Cherry, Gator, 1976, 77  
 Cheshire, Bill, 1967, 68  
 Childers, Sam, 1978, 79, 80, 81  
 Cicalese, Pat, 1984  
 Clark, Deondri, 1989  
 Clark, Ed, 1985  
 Clark, Ed, 1989  
 Clayton, Harvey, 1980, 81, 82  
 Clower, Johnny, 1989  
 Coffield, Randy, 1973, 74, 75  
 Coggin, Redus, 1980, 81, 82  
 Coker, Kirk, 1984, 85  
 Coleman, Jerry, 1981, 82  
 Coleman, Jug, 1948  
 Collier, Danny, 1980  
 Cone, Ken, 1959, 60  
 Conrad, Harold, 1947  
 Conway, Pat, 1964, 65, 66  
 Cooper, Burt, 1972, 73, 74  
 Coppess, Ron, 1974  
 Corcoran, Dan, 1976  
 Corlew, Tim, 1988  
 Corral, Kent, 1970, 71  
 Corso, Lee, 1953, 54, 55, 56  
 Costello, Jim, 1947  
 Coursey, Jarvis, 1978, 79, 80, 81  
 Cox, Billy, 1966, 67, 68  
 Cox, Gene, 1955  
 Craig, John, 1954, 55, 57, 58  
 Crenshaw, Bob, 1952, 53, 54, 55  
 Crona, Joe, 1947, 48  
 Crowe, John, 1966, 67, 68  
 Cullom, Bill, 1954  
 Curchin, Jeff, 1968, 69

**D**  
 D'Alessandro, George, 1963, 64, 65  
 Daly, Bill, 1961, 62, 63  
 Dane, Doug, 1975, 76, 77  
 Daniel, Jim, 1959, 60, 61  
 Daniels, Dan, 1971  
 Darsey, Bruce, 1960, 61, 62  
 Davis, Bo, 1958  
 Davis, Bob, 1983  
 Davis, Brian, 1985, 86, 88  
 Davis, Darish, 1981, 82  
 Davis, Ed, 1971, 72, 73  
 Davis, George, 1969  
 Davis, John, 1989  
 Davis, Lemuel, 1947  
 Davison, Mike, 1972, 73, 74  
 Dawkins, Bil, 1948, 49, 50, 51  
 Dawsey, Lawrence, 1987, 88, 89  
 Dawson, Bill, 1962, 63, 64  
 Dawson, Rhett, 1969, 70, 71  
 DeCosmo, James, 1947  
 Dees, Allen, 1970, 71, 72  
 DeFrancesco, Frank, 1960, 61  
 DeMaria, John, Jr., 1970, 71, 72, 73  
 Dennis, Wendell, 1950  
 Denson, Dwayne, 1984  
 Dilsaver, Ed, 1947  
 DiMare, Scott, 1986, 88  
 Dinkins, Howard, 1988, 89  
 Dixon, Reggie, 1989  
 Dobosz, Stan, 1952, 53, 56, 57  
 Dodge, Dedrick, 1986, 87, 88, 89  
 Donatelli, Donald, 1959, 60, 61  
 Dowell, J. D., 1983, 84  
 Downey, Joe, 1972, 73, 74  
 Driver, Bill, 1950, 51, 52  
 Duckworth, Bob, 1949  
 Dukes, Jamie, 1982, 83, 84, 85  
 Duley, Bill, 1975, 76, 77

**E**  
 Eaford, John, 1984, 86  
 Eagerton, Terry, 1967, 68  
 Eason, Chuck, 1966, 67, 68  
 Edwards, Jack, 1962, 63, 64  
 Ekonomou, Nick, 1988, 89  
 Ehler, Howard, 1963, 64, 65  
 Elam, Bobby, 1972, 73  
 Elliot, Chuck, 1966, 67, 68  
 Elliot, Robert, 1955, 56  
 El Shahawy, Magdi, 1987, 88  
 Espenship, Jack, 1958, 59  
 Eubanks, Norman, 1948, 49, 50  
 Everett, Jimmy, 1972, 73, 74, 75

**F**  
 Falvo, Tony, 1974, 75  
 Feamster, Tom, 1954, 55  
 Feely, Eddie, 1960, 61, 62  
 Fenner, Lane, 1966, 67  
 Fenwick, Jack, 1966, 67, 68  
 Fergers, Bob, 1947  
 Ferguson, Charles, 1978  
 Ferguson, Chip, 1985, 86, 87, 88  
 Fick, Happy, 1960  
 Filchock, John, 1948  
 Fiore, Dano, 1971  
 Fiveash, Bobby, 1951, 52, 53  
 Flasher, Tim, 1984  
 Flowers, Jackie, 1976, 77, 78, 79  
 Floyd, Don, 1962, 63, 64  
 Floyd, Victor, 1985, 86, 87, 88  
 Fontes, Frank, 1970, 71  
 Fotjik, Brad, 1982, 83  
 Fountain, Bob, 1956, 57, 58  
 Fowler, Leon, 1989  
 Fox, Ed, 1948  
 Foy, Walter, 1948, 49  
 Freeman, Corian, 1987, 88, 89  
 Freeman, Reggie, 1989  
 Fucarino, Dan, 1975  
 Futch, Garry, 1979, 80, 81  
 Futch, Greg, 1977, 78, 79, 80

**G**  
 Gabbard, Steve, 1985, 86, 87, 88  
 Gainer, Herb, 1984, 85, 86, 87  
 Gardner, Jeff, 1973, 74, 75  
 Garvin, Terry, 1964, 65  
 Gavin, Stan, 1982  
 Gaydos, Kent, 1969, 70, 71  
 Giardino, Wayne, 1964, 65, 66  
 Gibbs, Shane, 1970, 71, 72  
 Gibson, Vince, 1954, 55  
 Gilberg, Leonard, 1947  
 Gilbert, James, 1978, 79, 80, 81  
 Gildea, Steve, 1968, 69, 70  
 Gilman, Brent, 1968, 69  
 Gladden, Don, 1950  
 Glass, Chip, 1966, 67, 68  
 Glass, Mike, 1970, 71, 72  
 Glisson, Guy, 1969, 70, 71  
 Glosson, Doug, 1973  
 Goldsmith, Joe, 1972, 73, 74  
 Good, Mike, 1976, 77, 78, 79  
 Graganella, Jim, 1983  
 Graham, Billy, 1953, 54  
 Graham, Jerry, 1956, 57, 58  
 Grant, Donald, 1947, 48  
 Grant, Kevin, 1986, 87, 89  
 Gray, Darryl, 1982, 84, 85  
 Gray, Hector, 1978, 79  
 Gray, Eddie, 1950  
 Gray, Mike, 1968  
 Green, Carl, 1953, 54  
 Green, Larry, 1965, 66, 67  
 Gridley, Buddy, 1969, 70, 71  
 Griffin, Chris, 1973, 74, 75  
 Griffith, Kevin, 1983

Griggley, Terry, 1984  
 Grimes, Fred, 1959, 60, 61  
 Griner, John, 1952, 55  
 Grossman, Rin, 1949  
 Gunter, Bill, 1967, 68  
 Gunter, Cliff, 1961, 62, 64  
 Curr, Doug, 1966, 67, 68  
 Guthrie, Grant, 1967, 68, 69

**H**  
 Hadley, John, 1985, 86, 87, 88  
 Haggins, Odell, 1986, 87, 88, 89  
 Hall, Chris, 1989  
 Hall, Phillip, 1982, 83  
 Hall, Randy, 1968, 69  
 Hammond, Kim, 1966, 67  
 Hanks, David, 1977  
 Hanna, Warren, 1981, 82  
 Hardy, Jack, 1958, 59, 60  
 Harlee, John, 1961, 62  
 Harlow, Brian, 1982  
 Harmeling, John, 1973, 76  
 Harp, Herbert, 1982, 83  
 Harp, Thomas, 1986, 87  
 Harris, James, 1979, 80, 81  
 Harris, Larry, 1980, 81, 82  
 Harris, Wes, 1986  
 Harrison, Bruce, 1974, 75, 76  
 Hart, Ken, 1966, 67, 68  
 Haskin, Jack, 1947  
 Hayes, Eric, 1986, 87, 88, 89  
 Hayes, Felton, 1985, 86, 87, 88  
 Haynes, Hayward, 1988, 89  
 Hebron, Tim, 1985, 86  
 Heggie, Bruce, 1983, 84, 85, 86  
 Heggins, Jimmy, 1974, 75, 76, 77  
 Henderson, Gerald, 1955, 56, 57  
 Henderson, Nat, 1977, 78  
 Hendley, Jim, 1984, 85, 86  
 Henry, Ferrell, 1961, 62, 63  
 Henry, Gary, 1978, 79, 80, 82  
 Henson, Bill, 1970, 71  
 Hermann, Dick, 1962, 63, 64  
 Herring, Reggie, 1978, 79, 80  
 Hester, Jessie, 1981, 82, 83, 84  
 Hester, Ron, 1980, 81  
 Hewitt, Ted, 1948, 49, 50  
 Hiatt, Phill, 1968  
 Hillabrand, Tom, 1960, 61, 62  
 Hinson, Ron, 1959  
 Holloman, Darrin, 1984, 85, 86  
 Holloman, Tanner, 1985, 86  
 Holt, Joe, 1953, 54, 55, 56  
 Holton, Steve, 1957, 58  
 Hood, Larry, 1960, 61  
 Hooks, Jim, 1957, 58, 59  
 Hosack, John, 1965, 66  
 Houpe, Gene, 1988, 89  
 Houston, Rick, 1980  
 Howell, Bobby, 1970  
 Huey, Mac, 1950, 51, 52  
 Huff, Gary, 1970, 71, 72  
 Huggett, Ernie, 1950, 51  
 Hughes, Bill, 1968  
 Hughey, Harry, 1947  
 Humes, Earl, 1973, 74  
 Hunt, Charlie, 1970, 71, 72  
 Hunter, Ivory Joe, 1977, 78, 79  
 Hurst, John, 1966

**I**  
 Ionata, John, 1982, 83, 84, 85  
 Ionata, Joe, 1986, 87, 88  
 Italiano, Nelson, 1950, 51, 52

**J**  
 Jackson, Bobby, 1974, 75, 76, 77  
 Jackson, Lenx, 1983  
 Jacobi, Howard, 1971, 72  
 Jacobs, Charlie, 1956



- Jacobs, Greg, 1984  
 Jacobs, Jerry, 1952, 53, 54, 55  
 Jarrett, James, 1969, 70, 71  
 Jax, Garth, 1982, 83, 84, 85  
 Johns, John, 1947, 48, 49  
 Johnson, Bob, 1939  
 Johnson, Brad, 1988, 89  
 Johnson, Eddie, 1955, 56, 57  
 Johnson, Greg, 1973, 74, 75  
 Johnson, Hardis, 1979, 80  
 Johnson, Homes, 1979  
 Johnson, Reggie, 1987, 88, 89  
 Johnson, Tony, 1981, 82, 83  
 Johnson, Wade, 1974, 75, 76  
 Johnson, Wayne, 1967, 68, 69  
 Johnston, Duke, 1967, 68, 69  
 Jones, Bob, 1972, 73, 74  
 Jones, Cedric, 1981, 82, 83, 84  
 Jones, Cletis, 1983, 84, 85  
 Jones, Donovan, 1967  
 Jones, Fred, 1983, 84, 85, 86  
 Jones, Hassan, 1982, 83, 84, 85  
 Jones, Jerry, 1965, 66, 67  
 Jones, Keith, 1978, 79, 80  
 Jones, Larry, 1973  
 Jones, Phil, 1973, 74, 75  
 Jones, Willie, 1975, 76, 77, 78  
 Jordan, Jimmy, 1976, 77, 78, 79
- K**  
 Kaiser, Randy, 1973, 74  
 Kalemich, Steve, 1950, 51, 52, 53  
 Kalfas, Chris, 1947, 48  
 Karlowicz, John, 1951  
 Kendell, Dick, 1948  
 Kendrick, Dub, 1948, 49, 50  
 Kestner, Ken, 1968, 69, 70  
 Key, Larry, 1974, 75, 76, 77  
 Keyes, Robert, 1976  
 Kimber, Bill, 1957, 58  
 Kincaid, Mike, 1975, 76, 77, 78  
 Kinderman, Keith, 1961, 62  
 King, Grady, 1978, 79, 80  
 King, Ronnie, 1953, 54  
 Kinnaman, Joe, 1966, 67  
 Kinnan, Joe, 1966, 67  
 Kinsey, Rocky, 1982, 83, 84  
 Kissam, Larry, 1965, 66  
 Kissner, Mike, 1974, 75, 76  
 Klesius, Steve, 1959, 60, 61  
 Kolbus, Marty, 1966  
 Kratzert, Bill, 1947  
 Kuipers, Jason, 1986, 87, 88
- L**  
 Lamb, Ray, 1958, 59, 60  
 Lanahan, John, 1969, 70, 71  
 Lanier, Ken, 1977, 78, 79, 80  
 LaSane, Bruce, 1987, 88, 89  
 Lazzaro, Greg, 1976, 77  
 Lee, Amp, 1989  
 Leggett, Jeff, 1974, 75, 76  
 Leonard, Bud, 1953, 54, 55, 56  
 Levings, John, 1960, 61, 62  
 Lewis, Buzzy, 1971, 72, 73  
 Lewis, Ronald, 1986, 87, 88, 89  
 Lockard, Ed, 1950  
 Loftin, Jim, 1962  
 Logan, Randy, 1968, 69  
 Lohse, Bill, 1968, 69, 70  
 Lombardi, Carmine, 1950  
 Loner, Frank, 1966, 67, 68  
 Lopez, Pablo, 1984, 85  
 Loucks, Garry, 1972  
 Lowe, Ron, 1969  
 Lowrey, Kelly, 1981, 82, 83  
 Luallen, Eric, 1989  
 Lundstrom, Brad, 1989  
 Lurie, Howard, 1964, 65  
 Lyles, Mark, 1976, 77, 78, 79
- Mc**  
 McClure, Don, 1947  
 McConaughay, John, 1960, 61, 62  
 McCormick, Gene, 1958, 59  
 McCormick, Tom, 1981, 82, 83  
 McCorvey, Erroll, 1989  
 McCoy, Jerome, 1984  
 McCrary, Brian, 1982, 83, 84  
 McCullers, Dale, 1966, 67, 68  
 McDougal, Tom, 1973  
 McDowell, Bill, 1963, 64, 65  
 McDowell, Gene, 1960, 61, 62  
 McDuffie, Wayne, 1965, 66, 67, 68  
 McEachern, Robert, 1968, 69, 70  
 McGee, Joe, 1957, 58  
 McGowan, Mike, 1972  
 McGowan, Paul, 1984, 85, 86, 87  
 McKinnie, J. W., 1969, 70, 71  
 McKinnon, Bobby, 1973, 74, 75  
 McKinnon, Dennis, 1980, 81, 82  
 McLean, John, 1980, 81, 82, 83  
 McLean, Richard, 1964, 66, 67  
 McLean, Scott, 1979, 80, 81  
 McManus, Danny, 1985, 86, 87  
 McMillan, Charles, 1947  
 McMillan, Eddie, 1970, 71, 72, 73  
 McMillan, Jack, 1947  
 McNease, Y. C., 1961, 62  
 McPhillips, Billy, 1973, 74, 75, 76
- M**  
 Maack, Mark, 1977, 78, 79, 80  
 Maek, Kim, 1982, 83, 84  
 MacLean, Ken, 1947, 48, 49  
 MacKenzie, Dale, 1962, 63, 64  
 Madden, John, 1978, 79, 80, 81  
 Magalski, Paul, 1969, 70, 71  
 Majors, Joe, 1957, 58, 59  
 Makowiecki, Al, 1953, 54  
 Malkiewicz, James, 1972, 73  
 Maloy, Rudy, 1973, 74, 75, 76  
 Maltby, Duke, 1949, 50  
 Mancini, Kevin, 1988, 89  
 Mangan, Bob, 1964, 65, 66  
 Mankins, Jim, 1965, 66  
 Mann, Ed, 1952  
 Manuel, Bo, 1947, 48, 49  
 Marcus, Frank, 1948  
 Marcus, Joe, 1948, 49  
 Mason, Bill, 1988, 89  
 Massey, Harry, 1953, 54  
 Massey, Jim, 1963, 64, 65  
 Mathieson, Steve, 1974, 75, 76  
 Matt, Prince, 1982, 83  
 Matthews, Jay Mac, 1965, 66  
 May, Monte, 1948, 49, 50  
 Mayhew, Martin, 1984, 85, 86, 87  
 Mead, Addison, Jr., 1947  
 Melton, Leonard, 1947, 48, 49  
 Menendez, Bob, 1966, 67  
 Merna, John, 1988  
 Merson, Bob, 1980, 81, 82  
 Merson, Scott, 1982  
 Meseroll, Mark, 1976, 77  
 Meseroll, Scott, 1973, 74  
 Messer, Doug, 1961, 62, 63  
 Messinese, Jimmy, 1952, 53, 54  
 Metts, Buck, 1953, 54, 55, 56  
 Meyer, Carl, 1959, 60  
 Middlebrooks, D.L., 1947  
 Miles, David, 1971, 72  
 Miller, Fred, 1973, 74, 75  
 Milligan, Pat, 1981, 82, 83  
 Mindlin, Jeremy, 1978, 79  
 Minor, Roger, 1970, 71  
 Mitchell, Doug, 1969  
 Mitchell, Hodges, 1972, 73  
 Mobley, Orson, 1982
- Montgomery, George, 1969  
 Montgomery, Hal, 1966, 67, 68  
 Montgomery, Howell, 1966, 67, 68  
 Montgomery, John, 1969, 70, 71  
 Moore, Paul, 1988, 89  
 Moore, Ron, 1958, 59  
 Moore, Ron, 1983  
 Moran, Terry, 1958  
 Moremen, Bill, 1965, 66, 67  
 Morrical, Jerry, 1949  
 Morris, Dan, 1983, 84  
 Morris, Mike, 1988, 89  
 Mosley, Ted, 1967, 68  
 Moss, Anthony, 1987, 88, 89  
 Mowatt, Zeke, 1980, 81, 82  
 Munroe, Art, 1969, 70  
 Murdock, Les, 1963, 64  
 Murphy, John, 1972, 73, 74  
 Musselman, Bill, 1954, 55, 56, 57  
 Mustain, Don, 1959
- N**  
 Narramore, Lee, 1964  
 Newell, Greg, 1984, 85, 86, 87  
 Nichols, Gerald, 1982, 84, 85, 86  
 Nicklaus, Steve, 1983  
 Nellums, Bob, 1956, 57  
 Nelson, Lee, 1974, 75  
 Norris, Brent, 1971
- O**  
 Odom, Billy, 1954, 55, 56  
 Oglesby, Paul, 1972  
 Olsen, Jim, 1953  
 O'Malley, Tom, 1985, 86, 87, 88  
 O'Neal, Earl, 1950, 51, 52  
 Oresair, Rick, 1970, 71, 72  
 Orlando, Mark, 1973  
 Osha, Dwight, 1949, 50  
 Ostaszewski, Henry, 1988, 89  
 Ostaszewski, Joe, 1988, 89  
 Osteen, Billy, 1947  
 Overby, Roger, 1974, 75, 77
- P**  
 Pacifico, Al, 1953, 54, 55, 56  
 Page, Mike, 1967  
 Paige, Lee, 1982  
 Pajcic, Gary, 1966, 67, 68  
 Palermo, John, 1972, 73  
 Palmer, David, 1984, 85, 86, 87  
 Panton, Pete, 1983, 84, 85  
 Parish, Red, 1947, 48, 49  
 Parker, Chris, 1988, 89  
 Parker, Clint, 1970, 71  
 Parks, John, 1985, 86  
 Parris, Gary, 1970, 71, 72  
 Parrish, Joe, 1963, 64, 65  
 Passwaters, Earl, 1972, 73  
 Pederson, Don, 1968, 69, 70  
 Pell, John, 1968, 69  
 Pendleton, Larry, 1966, 67, 68  
 Pennie, Charles, 1965, 66  
 Pennie, Frank, 1963, 64, 65  
 Peterson, Dick, 1948, 49  
 Petko, Joe, 1963, 64, 65  
 Philp, Gerald, 1956, 57  
 Pickard, Fred, 1958, 59  
 Pickens, Chuck, 1967  
 Pinckney, Maurice, 1989  
 Pittman, John, 1967, 68  
 Pitts, David, 1964  
 Pirowski, Paul, 1977, 78, 79, 80  
 Platt, Sam, 1978, 79, 80  
 Polak, Nat, 1951, 52  
 Pope, Edwin, 1965, 66  
 Pope, Melvin, Jr., 1957  
 Ponder, David, 1980, 81, 82, 83  
 Porter, Dave, 1974, 75, 76  
 Pounds, Greg, 1972, 73

Powell, Cliff, 1950  
 Powell, Don, 1952, 53, 54, 55  
 Prescott, Billy, 1976  
 Prestwood, Tom, 1972  
 Pritchett, Ed, 1963, 64, 65  
 Prior, Brad, 1976  
 Prinzi, Vic, 1954, 55, 56, 58  
 Proctor, C.N., 1947  
 Proctor, William Lee, 1955  
**Q**  
 Quigley, Bill, 1947, 48  
 Quitley, Ed, 1947  
 Quinn, John, 1949  
**R**  
 Ragans, Bill, 1987, 88, 89  
 Ragins, Smokey, 1973, 74, 75  
 Rainey, Reese, 1971  
 Ramsey, Greg, 1977, 78, 79  
 Ratliff, Floyd, 1967  
 Ratliff, Ron, 1970, 71, 72, 73  
 Reddick, Ernie, 1948, 49  
 Render, Ricky, 1981, 82, 83  
 Rendina, Mike, 1981, 82  
 Renn, Bobby, 1956, 57, 58  
 Restivo, Sam, 1981, 82, 83  
 Reynolds, Burt, 1954  
 Reynolds, Detroit, 1973, 74, 75, 76  
 Rhodes, Bill, 1966, 67, 68  
 Rice, Barry, 1968, 69, 70  
 Rice, Beryl, 1968, 69, 70  
 Richardson, Bill, 1985  
 Richardson, Ed, 1977, 78, 79  
 Ridings, Jeff, 1974, 75, 76  
 Riggs, Marty, 1985, 86, 87  
 Riley, Eric, 1981, 83, 84  
 Rimby, Bill, 1969, 70, 71  
 Riopelle, Jerry, 1983, 84  
 Riser, Butch, 1966  
 Risk, Alan, 1975, 76  
 Rivas, Vic, 1974, 75, 76  
 Roberson, Ulysses, 1983, 84  
 Roberts, Dave, 1987, 88, 89  
 Roberts, Gene, 1961, 62  
 Roberts, Marion, 1961, 62, 63  
 Roberts, Osear, 1971, 72  
 Roberts, Pete, 1965, 66, 67  
 Robinson, Chuck, 1961, 62, 63  
 Robinson, Terry, 1985  
 Rodrigue, Ted, 1955, 56, 57  
 Roe, Ken, 1981, 82, 83  
 Rogers, Ramon, 1958, 59  
 Romeo, Tony, 1958, 59, 60  
 Ross, Grady, 1989  
 Ross, Keith, 1985, 86, 87, 88  
 Rountree, Phil, 1947  
 Rushing, Tom, 1975, 76, 77  
 Russon, Kenneth, 1960, 61, 62  
 Rust, Benny, 1969, 70  
 Ryan, Eric, 1980, 81, 82  
**S**  
 Salva, Mark, 1984, 85, 86, 87  
 Sammons, Mike, 1969, 70  
 Sanders, Deion, 1985, 86, 87, 88  
 Sanders, Tracy, 1985, 86, 87, 88  
 Sanders, Troy, 1989  
 Sanders, Terry, 1976, 77, 78, 79  
 Sawyer, Bill, 1974, 75, 76  
 Schilbrack, Scott, 1988  
 Schmelz, Bob, 1948, 49, 50, 51  
 Schmidt, Brian, 1975, 76, 77, 78  
 Schmidt, Derek, 1984, 85, 86, 87  
 Schomburger, Ron, 1954, 55, 56, 57  
 Schrenker, Dave, 1985, 86  
 Schuchts, Bart, 1986, 87  
 Scott, Arthur, 1977, 78, 79, 80  
 Scott, Carlton, 1984  
 Scott, Stanley, 1983, 84, 85  
 Sellers, Don, 1960  
 Sellers, Mike, 1950, 51  
 Sellers, Ron, 1966, 67, 68  
 Senior, Corey, 1988  
 Sexton, Billy, 1973  
 Shaw, Bill, 1969, 70, 71, 72  
 Sheppard, John, 1956, 57, 58  
 Shinholser, Jack, 1963, 64, 65  
 Shively, Randy, 1972  
 Shiver, Stan, 1985, 86, 87, 88  
 Shumann, Mike, 1974, 75, 77  
 Simmons, Ron, 1977, 78, 79, 80  
 Sims, Jim, 1960, 61, 62  
 Singletary, J. Keith, 1975, 76  
 Slay, Steve, 1962  
 Slicker, Tom, 1960, 61, 62  
 Smiley, Anthony, 1983, 84  
 Smith, Abe, 1976, 77  
 Smith, Barry, 1970, 71, 72  
 Smith, Kelvin, 1987, 88, 89  
 Smith, Mike, 1978, 79, 80  
 Smith, Sammie, 1986, 87, 88  
 Smith, Tony, 1982, 83, 84, 85  
 Snell, David, 1970, 71, 72  
 Snipes, Roosevelt, 1983, 84  
 Snyder, Dave, 1961, 62, 63  
 Solomon, Jesse, 1984, 85  
 Southwood, Keith, 1984, 85  
 Sowers, Craig, 1970  
 Sparkman, Don, 1971, 72, 73  
 Spivey, John, 1957, 58, 59  
 Spooner, Phil, 1963, 64, 65  
 Staab, Ray, 1954  
 Stallworth, David, 1989  
 Stark, Rohn, 1978, 79, 80, 81  
 Stephens, John, 1964, 65, 66  
 Stevenson, Robert, 1989  
 Stewart, Alan, 1987, 88, 89  
 Stewart, Mike, 1976, 77  
 Stiehl, Eric, 1984, 85, 86  
 Strickland, Larry, 1970, 71, 72  
 Strickland, Oliver, 1989  
 Strickler, Joe, 1969, 70, 71  
 Stockton, Andy, 1974, 75  
 Stockstill, Rick, 1979, 80, 81  
 Stokes, Jay, 1969, 70, 71  
 Strauss, Buddy, 1948, 49  
 Stroud, Todd, 1983, 84, 85  
 Sumner, Avery, 1962, 63, 64  
 Sumner, Walter, 1966, 67, 68  
 Sutton, Lenny, 1986  
 Swantic, Len, 1953, 54, 55, 56  
 Swosowski, Bob, 1958, 59, 60  
 Sytsma, Henry, 1962  
 Szczepanik, Vic, 1949, 50, 51, 52  
**T**  
 Tanks, Michael, 1986, 87, 88, 89  
 Taylor, Henry, 1981, 82, 83, 84  
 Taylor, Jimmy Lee, 1951, 52, 53, 54  
 Taylor, Rick, 1983  
 Taylor, Thurston, 1965, 66, 67  
 Tensi, Steve, 1962, 63, 64  
 Terry, Nat, 1976, 77  
 Thames, Jon, 1973, 74, 75, 76  
 Tharpe, Al, 1947  
 Thomas, Curtis, 1985, 86  
 Thomas, Danny, 1968, 69  
 Thomas, Eric, 1983, 84, 85  
 Thomas, James, 1970, 71, 72  
 Thomas, Rudy, 1974, 75, 76  
 Thompson, Jim, 1982, 83, 84  
 Thompson, Roy, 1951  
 Thompson, Shelton, 1986, 87, 88, 89  
 Thompson, Weegie, 1981, 82, 83  
 Tillman, George, 1960  
 Tomberlin, Pat, 1985, 86, 87, 88  
 Trado, Jim, 1954  
 Trancygier, Ed, 1960, 61  
 Tully, Jack, 1947, 48  
 Turk, Richard, 1950, 51, 52  
 Tuten, Rick, 1986, 87  
 Tyre, Bill, 1961, 62  
 Tyson, Jim, 1968, 69, 70  
**U**  
 Ulmer, Al, 1957, 58, 59  
 Unglaub, Kurt, 1976, 77, 78, 79  
 Urich, Bob, 1964, 65  
 Urquhart, Whitney, 1948, 49  
**V**  
 Verbinski, Joe, 1959, 60, 61  
 Versprille, Pat, 1955, 56  
 Vohun, Frank, 1967, 68, 69  
 Voltapetti, Barry, 1980, 81  
**W**  
 Wachtel, John, 1961, 62, 63, 64  
 Walker, Clyde, 1975, 76, 77  
 Walker, Stan, 1967, 68, 69  
 Wallace, Lou, 1957  
 Wallace, Ron, 1968, 69, 70  
 Wallace, Wade, 1978, 79  
 Waller, H.T., 1966  
 Ward, Charlie, 1989  
 Warren, Scott, 1976, 77, 78, 79  
 Warren, Terry, 1984, 85, 86, 87  
 Warren, Tommy, 1968, 69, 70  
 Watson, John, 1947  
 Weaver, Billy, 1955, 56, 57  
 Wells, Chuck, 1985  
 Weldon, Casey, 1988, 89  
 Wesley, Gil, 1977, 78, 79  
 West, Tom, 1962, 63, 64  
 Wessel, Joe, 1982, 83, 84  
 Wetherell, T.K., 1965, 66, 67  
 Wettstein, Max, 1963, 64, 65  
 Wheeler, Tom, 1982, 83  
 Whigham, Frank, 1970, 71  
 White, Gaylon, 1984, 85, 86  
 White, Randy, 1985, 86, 87  
 White, Tom, 1969, 70  
 Whitehead, Bud, 1958, 59, 60  
 Whitehead, Willie, 1960  
 Whitmer, Bob, 1951  
 Whiting, Mike, 1978, 79, 80, 81  
 Whittington, David, 1988  
 Widner, Terry, 1982, 83  
 Williams, Alphonso, 1985, 86, 87, 88  
 Williams, Anthony, 1986  
 Williams, Blair, 1981, 82  
 Williams, Brian, 1981, 82, 83, 84  
 Williams, Dayne, 1986, 87, 88  
 Williams, Del, 1964, 65, 66  
 Williams, Dick, 1947  
 Williams, Eric, 1984, 85, 86, 87, 88  
 Williams, Isaac, 1982, 83, 84, 85  
 Williams, Phil, 1978, 79, 80, 81  
 Williams, Ricky, 1979, 80, 81, 82  
 Williams, Waldo, 1975, 76  
 Williamson, Larry, 1965, 66  
 Willis, Peter Tom, 1986, 88, 89  
 Wilmot, Horace, 1983  
 Woodrich, Bob, 1950, 51, 52  
 Woodham, Wally, 1977, 78, 79  
 Woolford, Gary, 1975, 76  
 Wooten, Jerry, 1963  
 Wyche, John, 1987, 89  
**Y**  
 Yeldell, Bill, 1968  
 Yeomans, Tony, 1986, 87, 88, 89  
 Young, Tommy, 1981, 82  
**Z**  
 Zaffran, Ted, 1969, 70  
 Zion, Harvey, 1966, 67, 68

# RECORD BOOK

## ALL-SOUTH INDEPENDENT

### 1968 First Team

QB Bill Cappleman  
DB John Crowe  
OT Jack Fenwick  
LB Dale McCullers  
FL Ron Sellers

### 1969 First Team

RB Tom Bailey  
QB Bill Cappleman  
LB Bill Lohse  
DL Robert McEachern  
TE Tim Tyson  
DE Ron Wallace

### 1970 First Team

WR Rhett Dawson  
C Allen Dees  
DL Robert McEachern  
DB James Thomas  
QB Tommy Warren

### Honorable Mention

RB Tom Bailey  
P Duane Carrell  
KS Frank Fontes  
LB Bill Lohse  
DB Eddie McMillian

### 1971 First Team

WR Rhett Dawson  
KS Frank Fontes  
QB Gary Huff  
LB Larry Strickland  
DT Joe Strickler  
DB James Thomas

### Honorable Mention

DL Charles Hunt  
DL Bill Shaw  
DL Dan Whitehurst

### 1972 First Team

OG Phil Arnold  
QB Gary Huff  
RB Hodges Mitchell  
TE Gary Parris  
WR Barry Smith  
LB Larry Strickland

### Honorable Mention

DB James Thomas  
1973 Honorable Mention  
OT Don Sparkman

### 1974 First Team

LB Burt Cooper  
WR Mike Shumann

### Second Team

P Joe Downey  
DL Greg Johnson  
RB Larry Key

### Honorable Mention

RB Leon Bright  
OG Jeff Gardner  
TE Joe Goldsmith

### 1975 First Team

OG Jeff Gardner  
DB Bobby Jackson

### Honorable Mention

RB Leon Bright  
LB Aaron Carter  
DT Willie Jones  
RB Larry Key  
DB Lee Nelson  
WR Mike Shumann  
QB Clyde Walker

### 1976 First Team

TE Ed Beckman  
OT Jon Thames

### 1977 First Team

OG Wade Johnson  
DE Willie Jones  
RB Larry Key  
WR Mike Shumann  
DB Nat Terry

### Second Team

P Bill Duley  
MG Ron Simmons

### Coach of the Year

Bobby Bowden

### 1978 First Team

WR Jackie Flowers  
OG Mike Good  
OT Nate Henderson  
DE Willie Jones  
MG Ron Simmons

### Second Team

KS Dave Cappelen  
QB Jimmy Jordan

### 1979 First Team

WR Jackie Flowers  
OG Mike Good  
OT Ken Lanier  
DE Scott Warren  
MG Ron Simmons

### Second Team

DB Monk Bonasorte  
DB Bobby Butler  
PK Dave Cappelen  
LB Reggie Herring  
RB Mark Lyles

### Coach of the Year

Bobby Bowden

### 1980 First Team

DB Monk Bonasorte  
DB Bobby Butler  
PK Bill Capece  
OG Greg Futch  
LB Reggie Herring  
OT Ken Lanier  
DT Mark Macek  
P Rohn Stark

### Second Team

DT Garry Futch  
LB Paul Piurowski  
RB Sam Platt

### 1981 First Team

DE Jarvis Coursey  
C Tom McCormick  
P Rohn Stark  
OT Barry Voltapetti

### Second Team

TE Sam Childers  
DT Garry Futch  
DB James Harris  
RB Mike Whiting  
RB Greg Allen

### 1982 First Team

RB Greg Allen  
C Tom McCormick  
DT Alphonso Carreker  
DB Harvey Clayton

### Second Team

DB Larry Harris  
WR Jessie Hester  
QB Kelly Lowrey  
OL Ricky Render  
LB Ken Roe  
RB Ricky Williams  
LB Tommy Young

### 1983 First Team

RB Greg Allen  
DT Alphonso Carreker  
C Tom McCormick

### Second Team

OL Jamie Dukes  
OL John Ionata  
WR Weegie Thompson

### 1984 First Team

RB Greg Allen  
P Louis Berry  
OG Jamie Dukes  
WR Jessie Hester  
KS Derek Schmidt  
ILB Henry Taylor

### Second Team

OT John Ionata

### 1985 First Team

OG Jamie Dukes  
OT John Ionata  
WR Hassan Jones  
KS Derek Schmidt  
ILB Paul McGowan  
DT Isaac Williams

### Second Team

OG Pat Tomberlin  
TB Victor Floyd  
CB Martin Mayhew  
DT Gerald Nichols

### 1986 First Team

P Louis Berry  
DT Gerald Nichols  
TE Pat Carter  
ILB Paul McGowan  
CB Deion Sanders  
OT Pat Tomberlin

### Second Team

WR Herb Gainer  
ILB Fred Jones  
KS Derek Schmidt

### 1987 First Team

TE Pat Carter  
DT Eric Hayes  
ILB Paul McGowan  
CB Deion Sanders  
KS Derek Schmidt  
TB Sammie Smith  
OT Pat Tomberlin  
OLB Terry Warren

### Second Team

NG Odell Haggins  
SE Herb Gainer  
OG Jason Kuipers

### 1988 First Team

WR Terry Anthony  
OT Pat Tomberlin  
OG Jason Kuipers  
NG Odell Haggins  
CB Deion Sanders

### Second Team

WR Ronald Lewis  
OT Joey Ionata  
QB Chip Ferguson  
TB Sammie Smith  
DT Steve Gabbard  
ILB Kelvin Smith  
SS Stan Shiver

### 1989 First Team

C Michael Tanks  
QB Peter Tom Willis  
OT John Brown  
WR Lawrence Dawsey  
NG Odell Haggins  
CB LeRoy Butler  
ILB Kirk Carruthers

### Second Team

DT Eric Hayes  
OLB Shelton Thompson

# FLORIDA STATE ALL-AMERICANS

1962 Gene McDowell (LB) ..... AP (3)  
 1964 Fred Biletnikoff (SE) ..... AP (1), FWA (1),  
 NEA (1), FN (1), NY NEWS (1), UPI (2),  
 AFC (2), NCAA  
 1966 Del Williams (OG) ..... AP (2)  
 1967 Kim Hammond (QB) ..... AP (2), UPI (2)  
 Ron Sellers (FL) ..... AP (1), AFC (1), NEA (1),  
 FN (1), UPI (2), FWA (2), NCAA  
 1968 Ron Sellers (FL) ..... AP (1), AFC (1), FN (1),  
 SN (1), TIME (1), UPI (2), NEA (2), FWA (2)  
 Dale McCullers (LB) ..... AP (3)  
 Jack Fenwick (OR) ..... AP (HM)  
 Bill Cappleman (QB) ..... AP (HM)  
 1971 Rhett Dawson (WR) ..... AP (3)  
 1972 Larry Strickland (LB) ..... AP (HM)  
 Gary Huff (QB) ..... AFC (1), GRID (1),  
 TIME (1), CH (1), PFW (1), FN (2),  
 UPI (2), AP (HM)  
 Barry Smith (WR) ..... AFC (1), CH (1), AP (2),  
 UPI (2), US (2), FN (3)  
 James Thomas (DB) TIME (1), PFW (1), US (1)  
 1976 Gil Wesley (C) ..... FN (3)  
 1977 Ron Simmons (MG) ..... AP (HM), FN (HM),  
 FN (FR)  
 1978 Jackie Flowers (WR) ..... AP (HM), SN (HM)  
 Nate Henderson (DE) ..... AP (HM)  
 Willie Jones (DE) ..... UPI (2), AP (HM), SN (HM)  
 Ron Simmons (MG) ..... FN (3), AP (HM)  
 1979 Monk Bonasorte (DB) ..... AP (3)  
 Jackie Flowers (WR) ..... UPI (2), FN (2)  
 Mike Good (OG) ..... AP (HM)  
 Jimmy Jordan (QB) ..... SN (HM)  
 Ron Simmons (MG) ..... AP (1), UPI (1), CAMP,  
 FN (1), KOD (1), NCAA  
 Scott Warren (DE) ..... CH (1), AP (HM)  
 Gil Wesley (C) ..... CH (1)  
 1980 Monk Bonasorte (DB) ..... FN (2)  
 Bobby Butler (DB) ..... NEA (1), AP (3)  
 Reggie Herring (LB) ..... AP (2)  
 Ken Lanier (OT) ..... AP (2)  
 Ron Simmons (MG) ..... UPI (1), KOD (1), SN (1),  
 FN (3), NCAA  
 Rohn Stark (P) ..... KOD (1), UPI (1),  
 SN (1), FN (3)  
 1981 Greg Allen (RB) ..... FN (FR)  
 Garry Futch (DT) ..... AP (HM)  
 Tom McCormick (C) ..... AP (HM)  
 Rohn Stark (P) ..... SN (1), UPI (1),  
 NEA (1), HI (1)  
 Barry Voltapetti (OT) ..... AP (HM)  
 1982 Greg Allen (RB) ..... AP (HM)  
 Alphonso Carreker (DT) ..... AP (HM)  
 Harvey Clayton (DB) ..... AP (HM)  
 Jamie Dukes (OL) ..... FN (FR)  
 Hassan Jones (WR) ..... FN (FR)  
 Tom McCormick (C) ..... AP (HM)  
 Isaac Williams (DL) ..... FN (FR)  
 Ricky Williams (RB) ..... AP (HM)  
 Tommy Young (LB) ..... AP (HM)  
 1983 Greg Allen (RB) ..... UPI (1), CAMP,  
 FN (2), AP (3), NCAA  
 Alphonso Carreker (DT) ..... FN (3), AP (HM)  
 Tom McCormick (C) ..... AP (HM)  
 Herbert Harp (OL) ..... FN (HM)  
 Jamie Dukes (OL) ..... FN (HM)  
 1984 Greg Allen (RB) ..... CAMP, FN (1),  
 UPI (2), AP (3)  
 Louis Berry (P) ..... AP (HM)  
 Jamie Dukes (OG) ..... FN (2), AP (HM)  
 Jessie Hester (WR) ..... AP (HM), FN (HM)

Derek Schmidt (KS) ..... AP (HM)  
 Henry Taylor (ILB) ..... AP (HM)  
 1985 Louis Berry (P) ..... AP (HM)  
 Jamie Dukes (OG) ..... CAMP, FWA (1),  
 UPI (2), AP (2), FN (3), NCAA  
 Chip Ferguson (QB) ..... FN (FR-2)  
 Victor Floyd (TB) ..... AP (HM)  
 John Ionata (OT) ..... FN (HM), AP (HM)  
 Hassan Jones (WR) ..... AP (HM)  
 Pablo Lopez (OT) ..... FN (SO-3)  
 Martin Mayhew (CB) ..... FN (HM), AP (HM)  
 Paul McGowan (ILB) ..... FN (SO-2), AP (HM)  
 Gerald Nichols (DT) ..... AP (HM)  
 Derek Schmidt (KS) ..... UPI (HM), AP (HM)  
 Stan Shiver (SS) ..... FN (FR-2)  
 Pat Tomberlin (OG) ..... AP (HM)  
 Isaac Williams (OT) ..... FN (HM), AP (HM)  
 1986 Louis Berry (P) ..... AP (HM)  
 Pat Carter (TE) ..... AP (HM)  
 Steve Gabbard (DT) ..... FN (SO-2)  
 Fred Jones (ILB) ..... AP (HM)  
 Jason Kuipers (OG) ..... FN (SO-3)  
 Paul McGowan (ILB) ..... AP (HM)  
 Gerald Nichols (DT) ..... AP (HM)  
 Deion Sanders (CB) ..... SN (1), AP (3),  
 FN (SO-1), UPI (HM)  
 Derek Schmidt (KS) ..... AP (HM)  
 Sammie Smith (TB) ..... FN (FR-1)  
 Pat Tomberlin (OG) ..... AP (HM), FN (SO-2)  
 1987 Pat Carter (TE) ..... SN (1), AP (2)  
 Herb Gainer (WR) ..... AP (HM)  
 Odell Haggins (NG) ..... AP (HM)  
 Eric Hayes (DT) ..... AP (HM)  
 Jason Kuipers (OG) ..... AP (HM)  
 Paul McGowan (ILB) ..... AP (1), SN (1), FN (1)  
 Deion Sanders (CB) ..... AP (1), UPI (1), FWA (1),  
 SN (1), FN (1), CAMP, KOD, SH, NCAA  
 Derek Schmidt (KS) ..... AP (3)  
 Sammie Smith (TB) ..... AP (HM)  
 Pat Tomberlin (OT) ..... AP (3)  
 Terry Warren (OLB) ..... AP (HM)  
 1988 Terry Anthony (WR) ..... AP (HM), SN (HM)  
 Chip Ferguson (QB) ..... AP (HM), UPI (HM)  
 Steve Gabbard (DT) ..... AP (HM)  
 Odell Haggins (NG) ..... AP (2), SN (HM)  
 Joey Ionata (OT) ..... AP (HM)  
 Jason Kuipers (OG) ..... AP (HM)  
 Bruce LaSane (WR) ..... SN (HM)  
 Ronald Lewis (WR) ..... AP (HM), SN (HM)  
 Deion Sanders (CB) ..... AP (1), UPI (1), FWA (1),  
 NCAA, SN (1), FN (1), CAMP, KOD (1)  
 Stan Shiver (SS) ..... AP (HM)  
 Kelvin Smith (ILB) ..... AP (HM)  
 Sammie Smith (TB) ..... AP (HM)  
 Pat Tomberlin (OT) ..... AP (2), UPI (2),  
 SN (2), FN (2), KOD (2), CAMP  
 Dayne Williams (FB) ..... SN (HM)  
 1989 Terry Anthony (WR) ..... SN (HM)  
 LeRoy Butler (CB) ..... AP (1), UPI (1), CAMP,  
 SN (HM), NCAA  
 Kirk Carruthers (ILB) ..... SN (HM)  
 Dexter Carter (TB) ..... SN (HM)  
 Lawrence Dawsey (WR) ..... SN (HM)  
 Odell Haggins (NG) ..... KOD (1), CAMP,  
 UPI (2), FN (2), SN (HM)  
 Eric Hayes (DT) ..... SN (HM), FN (3)  
 Ronald Lewis (WR) ..... SN (HM)  
 Michael Tanks (C) ..... AP (1), FWA (1),  
 UPI (2), SN (HM)  
 Peter Tom Willis (QB) ..... UPI (HM), SN (HM)

KEY - AP-Associated Press; UPI-United Press International; FN-Football News; AFC-American Football Coaches; NEA-Newspaper Enterprises Association; TIME-Time Magazine; NY NEWS-New York Daily News; SH-Scripts Howard; SN-Sporting News; FWA-Football Writers Association; KOD-Kodak; CAMP-Walter Camp; PFW-Pro Football Weekly; GRID-Gridiron; HI-Hartford Insurance; CH-Churchmans; US-Universal Sports; NCAA-NCAA Consensus; (1) First Team; (2) Second Team; (3) Third Team; (HM) Honorable Mention; (FR) Freshman Team; (SO) Sophomore Team

## Consensus All-Americans



FRED BILETNIKOFF  
1964



RON SELLERS  
1967



RON SIMMONS  
1979-80



GREG ALLEN  
1983



JAMIE DUKES  
1985

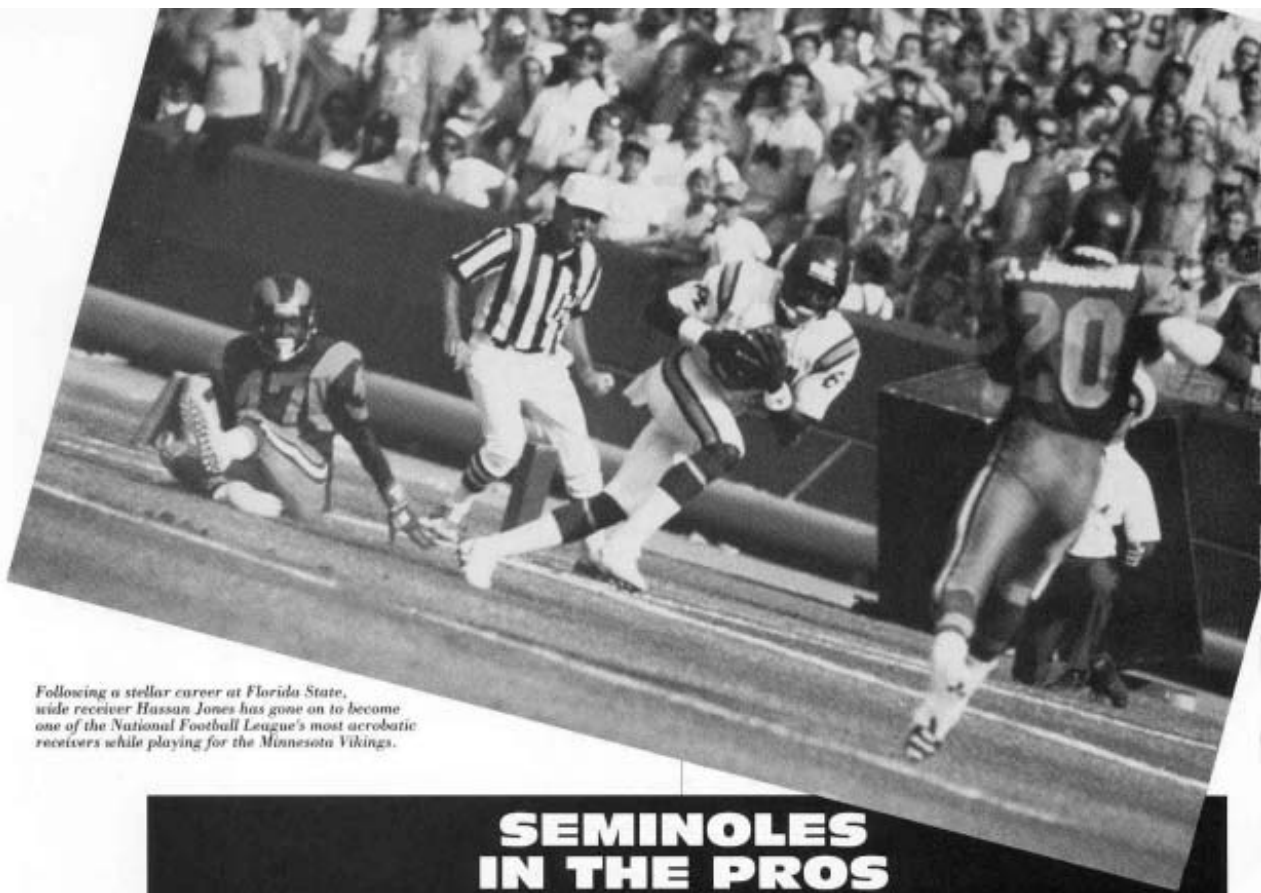


DEION SANDERS  
1987-88



LEROY BUTLER  
1989






Following a stellar career at Florida State, wide receiver Hassan Jones has gone on to become one of the National Football League's most acrobatic receivers while playing for the Minnesota Vikings.

## SEMINOLES IN THE PROS



Above: One of nine first-round draft choices in FSU history, Bobby Butler will be in his 10th training camp for the Atlanta Falcons this summer.



Right: The only former Seminole punter or kicker currently playing in the NFL is the Indianapolis Colts' Rohn Stark, a Pro Bowl selection in 1985 and '86.

Florida State has always been well-represented among the ranks of professional football, but the success of Bobby Bowden's last three Seminole teams has caught the attention of the pros. As a result, some of the Tallahassee talent which led FSU to three straight Top Three finishes is now starring in the National Football League.

In 1990, tailback Dexter Carter became the third Seminole in the past two years to go in the first round of the professional draft as he joined All-America cornerback Deion Sanders and single season rushing leader Sammie Smith with that distinction. From 1956, when Tom Feamster became the first Seminole to sign with a professional team, to 1988, only six Tribe football players were drafted in the first round. Sanders and Smith were the first FSU duo ever to go in the first round in the same year.

The 1990 draft saw seven Seminoles picked, and four more sign free agent contracts. Those 11 players, led by Carter, second round selection LeRoy Butler and third-rounders Peter Tom Willis and Ronald Lewis, will try to join 18 Florida State alumni who enter the 1990 season on professional rosters.

Without a doubt, FSU's greatest pro ever was Oakland Raiders wide receiver Fred Biletnikoff, who starred for 13 seasons with the Silver and Black and made the Pro Bowl four times in five years. Biletnikoff played in nine AFL/AFC title games and a pair of Super Bowls. He was the Most Valuable Player in Super Bowl XI and in 1988 became the first former Seminole elected to the Pro Football Hall of Fame.

The list of Florida State players in the pros is heavily weighted with Seminoles from the teams of

Bowden Win #

164

Florida State 40, Texas Tech 16  
1987



the '80s as 37 of the 80 FSU players ever to be drafted or sign free agent contracts did so in the last decade.

However, prior to last year's draft, the best year for FSU players was 1973, when six Seminoles entered the NFL and three of those played on the professional level for seven or more years. The FSU names in that draft included defensive back J.T. Thomas, who played nine years in the pro ranks, including eight with the Pittsburgh Steelers, and quarterback Gary Huff who enjoyed a seven-year pro career.

The 1989 draft saw four players earn spots on NFL rosters, and two more spend the year on developmental squads. Sanders and Smith, of course, led that list, but Marion Butts certainly made his mark on the San Diego Chargers. That matched the 1986 draft in terms of Seminole successes. The four players drafted that year are all still playing in the NFL and include names familiar to Seminole fans, like Jamie Dukes, Garth Jax, Hassan Jones and Jessie Solomon.

A listing of former Seminoles in the NFL (including free agents who signed and played for a year) by position shows some interesting trends. Defensive backs lead the way as 16 FSU grads have roamed the


secondary for professional teams. Those selections may have had to cover one of 13 former Seminoles who played receiver in the pros. There have been nine FSU linebackers and eight defensive linemen in professional football.

With Smith and Butts, but excluding Carter, nine NFL running backs were former Tallahasseeans while eight offensive linemen went to Florida State. Six tight ends and five former FSU quarterbacks made it in pro football.


Entering 1990, 18 former Seminoles are on professional rosters and several have had long and illustrious careers. Offensive tackle Ken Lanier is the prime example as he enters his 10th season with the Denver Broncos, with whom he has started four Super Bowls. Last year, defensive lineman Alphonso Carreker joined Lanier as a starter for the Broncos to become the seventh Florida State player to participate in a Super Bowl. Another player hoping to make 1990 his 10th in the league is defensive back Bobby Butler of the Atlanta Falcons.

These are just a few of the professional football success stories, which look to continue and multiply as more and more professional football teams look toward Tallahassee for their future stars.

# RECORD BOOK



*Left:*  
Last season, defensive tackle Alphonso Carreker of the Denver Broncos joined a group of seven former Seminoles who have played in Super Bowl games.



*Right:*  
Always steady and sure-handed as a Seminole pass catcher, Weegie Thompson has exhibited those traits throughout his six-year pro career with the Pittsburgh Steelers.



Bowden Win #

165


Florida State 44, East Carolina 3  
1987

## SEMINOLES' ALL-TIME NFL LIST

PLAYER	TEAM	YEAR	DRAFT ROUND/ HOW OBTAINED				
Greg Allen (RB)	Cleveland Browns	1985	2nd (1985)	Bobby Henn (DB/WR)	New York Jets	1961	Free Agent
Richard Amman (DE)	Baltimore Colts	1972-73	Free Agent	Eric Riley (DB)	Denver Broncos	1985-86	9th (1985)
Joe Avizzano (C)	New England Patriots	1966	6th (1966)		Los Angeles Rams	1967	Waivers
Tom Bailey (HB)	Philadelphia Eagles	1971-74	10th (1971)	Tony Russo (DE)	Kansas City Chiefs	1961	Free Agent
Ed Beckman (TE)	Kansas City Chiefs	1977-84	Free Agent		New England Patriots	1962-67	Waivers
Fred Biletukoff (WR)	Oakland Raiders	1965-78	2nd (1968)	Deion Sanders	Atlanta Falcons	1989-	1st (1989)
Leon Bright (RB)	New York Giants	1981-83	Free Agent	Derek Schmidt	Dallas Cowboys	1988	Free Agent
	Tampa Bay Buccaneers	1984-85	Free Agent	Bart Schuricht	Tampa Bay Buccaneers	1988	Free Agent
	Atlanta Falcons	1981-	1st (1981)	Ron Sellers (WR)	New England Patriots	1969-71	1st (1969)
Marion Butts	San Diego Chargers	1989-	7th (1989)		Dallas Cowboys	1972	Free Agent
Bill Capese (KS)	Tampa Bay Buccaneers	1981-83	Free Agent		Miami Dolphins	1973	Trade
Alphonso Carreker (DT)	Green Bay Packers	1984-88	1st (1984)	Mike Shumann (WR)	San Francisco '49ers	1978-79,81	Free Agent
	Denver Broncos	1989-			Tampa Bay Buccaneers	1989	Free Agent
Duane Carroll (P)	Dallas Cowboys	1974	Free Agent	Barry Smith (WR)	Green Bay Packers	1973-75	1st (1973)
	Los Angeles Rams	1975	Free Agent		Tampa Bay Buccaneers	1976	Expansion (1976)
	New York Jets	1976-77	Free Agent	Sammie Smith	Miami Dolphins	1989-	
Bill Cappelman (QB)	St. Louis Cardinals	1977	Free Agent	Jose Solomon (LB)	Minnesota Vikings	1986-88	11th (1986)
	Minnesota Vikings	1979	2nd (1978)		Dallas Cowboys	1989-	
Pat Carter	Detroit Lions	1973	Free Agent	Robb Stark (P)	Indianapolis Colts	1982-	2nd (1982)
	Detroit Lions	1988	2nd (1988)	Walt Summer (DB)	Cleveland Browns	1969-74	7th (1969)
	Los Angeles Rams	1989-		Steve Tensi (QB)	San Diego Chargers	1965-66	4th (1965)
Harvey Clayton (CB)	Pittsburgh Steelers	1983-86	Free Agent		Denver Broncos	1967-70	Free Agent
Randy Cuffield (LB)	Seattle Seahawks	1976	10th (1976)	Nat Terry (DB)	Detroit Lions	1978	Free Agent
	New York Giants	1978-79	Free Agent	Wesley Thompson (WR)	Pittsburgh Steelers	1984-	4th (1984)
Bert Cooper (LB)	Tampa Bay Buccaneers	1977	Free Agent	J.T. Thomas (FS)	Pittsburgh Steelers	1973-77	1st (1973)
			(Jets-12th-1975)			1979-81	
Jeff Curchin (OG)	Buffalo Bills	1962	Free Agent	Pat Tomberlin	Denver Broncos	1982	Free Agent
Bill Dawson (LB/TE/DE)	New England Patriots	1965	Free Agent		Indianapolis Colts	1989-	4th (1989)
Rhett Dawson (WR)	Houston Oilers	1972	10th (1972)	Terry Warren	Dallas Cowboys	1988	Free Agent
	Minnesota Vikings	1973	Free Agent	Max Weinstein (TE)	Denver Broncos (AFL)	1966-67	Free Agent
Jamie Dukes (OL)	Atlanta Falcons	1986-	Free Agent (1986)	Randy White	Miami Dolphins	1988	Free Agent
Tom Feamster (T)	Baltimore Colts	1956	Free Agent	Del Williams (OG)	New Orleans Saints	1967-73	3rd (1967)
Victor Floyd	San Diego Chargers (D)	1989-	Free Agent	Gary Woolford (DB)	New York Giants	1989	Free Agent
Steve Galsbard	Philadelphia Eagles (D)	1989-	Free Agent				
Herb Gainer	Pittsburgh Steelers	1980	Free Agent				
Kent Gaydos (WR)	Green Bay Packers	1975	Free Agent				
			(Raiders-12th-1972)				
Chip Glass (TE)	Cleveland Browns	1969-73	3rd (1969)				
	New York Giants	1975	Trade				
Hector Gray (DB)	Detroit Lions	1981-83	Free Agent				
Grant Guthrie (KS)	Buffalo Bills	1970-71	6th (1970)				
Kim Hammond (QB)	Miami Dolphins	1968	Waivers				
			(Broncos-6th-1968)				
Jessie Hester (WR)	New England Patriots	1988-70	Free Agent				
Gary Huff (QB)	Los Angeles Raiders	1985-87	1st (1985)				
	Chicago Bears	1973-77	2nd (1973)				
	Tampa Bay Buccaneers	1977-78	Trade				
Charles Hunt (LB)	San Francisco '49ers	1980	Free Agent				
	San Francisco '49ers	1973	10th (1973)				
Bill Kimber (DE)	Tampa Bay Buccaneers	1976	Free Agent				
Keith Kinderman (RB)	New York Giants	1959-60	Free Agent				
Bobby Jackson (CB)	San Diego Chargers	1963-64	3rd (1963)				
Garth Jax (LB)	New York Giants	1970-85	6th (1970)				
	Dallas Cowboys	1986-88	12th (1986)				
	Phoenix Cardinals	1989-					
Greg Johnson (DT)	Tampa Bay Buccaneers	1977	Free Agent				
			(Eagles-5th-1976)				
Hasson Jones (WR)	Baltimore Colts	1978	Free Agent				
Willie Jones (DE)	Minnesota Vikings	1986-	4th (1986)				
Ken Lanier (OT)	Oakland Raiders	1979-82	2nd (1979)				
Mark Messeroll (T)	Denver Broncos	1981-	4th (1981)				
Jim Mankins (RB)	New Orleans Saints	1978	Free Agent				
	Atlanta Falcons	1967	Waivers from Lions				
			(Packers-12th-1965)				
Joe Majors (DB)	Houston Oilers	1960	Free Agent				
Martin Mayhew	Buffalo Bills	1988	10th (1988)				
	Washington Redskins	1989-	Free Agent				
Dale McCullers (LB)	Miami Dolphins	1969	12th (1969)				
Paul McGowan	Minnesota Vikings	1988	9th (1988)				
Dennis McKinnon (WR)	Chicago Bears	1983-89	Free Agent				
	Dallas Cowboys	1990-					
Scott McLean (LB)	Dallas Cowboys	1983	Free Agent				
Danny McManus	Kansas City Chiefs	1988	11th (1988)				
Eddie McMillan (CB)	Los Angeles Rams	1973-75	4th (1973)				
	Seattle Seahawks	1976-77	Free Agent				
	Buffalo Bills	1978	Free Agent				
Zeke Mowatt (TE)	New York Giants	1983-	Free Agent				
Les Murdock (KS)	New York Giants	1967	Free Agent				
Lee Nelson (DB)	St. Louis Cardinals	1976-85	15th (1976)				
Gerald Nichols (DT)	New York Jets	1987-	7th (1987)				
Gary Parris (TE)	San Diego Chargers	1973-74	15th (1973)				
	Cleveland Browns	1975-78	Waivers				
	St. Louis Cardinals	1979-80	Waivers				
David Ponder (DT)	Dallas Cowboys	1985	Free Agent				



Top to Bottom:  
Defensive back  
J.T. Thomas was  
one of six FSU  
players drafted  
in 1973. Three  
of those players,  
including Thomas  
with the  
Pittsburgh  
Steelers, played  
pro ball for  
seven seasons  
or more.  
  
Eighteen  
former  
Seminoles own  
places on  
National  
Football  
League  
rosters  
entering the  
1990  
season, like  
linebacker  
Garth Jax of the  
Phoenix Cardinals.



Jamie Dukes, who started on the offensive line for Florida State and OL coach Wayne McDuffie from 1982-85, will be reunited with his former coach as a player for the Atlanta Falcons this season.

## 1989 FSU

### Professional Signings

	ROUND	TEAM
Dexter Carter	1st	San Francisco 49ers
LeRoy Butler	2nd	Green Bay Packers
Peter Tom Willis	3rd	Chicago Bears
Ronald Lewis	3rd	San Francisco 49ers
Eric Hayes	5th	Seattle Seahawks
Odell Haggins	9th	San Francisco 49ers
Terry Anthony	11th	Tampa Bay Buccaneers
Dedrick Dodge	Free Agent	Seattle Seahawks
Kevin Grant	Free Agent	Philadelphia Eagles
Michael Tanks	Free Agent	Seattle Seahawks
Shelton Thompson	Free Agent	Tampa Bay Buccaneers

### Past Consensus All-Rookie Selections

Bobby Jackson, *New York Jets*, 1987  
Alphonso Carreker, *Green Bay Packers*, 1984

### Past Pro Bowl Selections


Fred Biletnikoff, *Oakland Raiders*, 1970, 1971, 1973, 1974  
J.T. Thomas, *Pittsburgh Steelers*, 1977  
Rohn Stark, *Indianapolis Colts*, 1985, 1986

### Current NFL Rostered Players

Bobby Butler	Atlanta Falcons
Marion Butts	San Diego Chargers
Alphonso Carreker	Denver Broncos
Pat Carter	Los Angeles Rams
Jamie Dukes	Atlanta Falcons
Garth Jax	Phoenix Cardinals
Hassan Jones	Minnesota Vikings
Ken Lanier	Denver Broncos
Martin Mayhew	Washington Redskins
Dennis McKinnon	Dallas Cowboys
Zeke Mowatt	New York Giants
Gerald Nichols	New York Jets
Deion Sanders	Atlanta Falcons
Sammie Smith	Miami Dolphins
Jesse Solomon	Dallas Cowboys
Rohn Stark	Indianapolis Colts
Weegie Thompson	Pittsburgh Steelers
Pat Tomberlin	Indianapolis Colts

### Past Super Bowl Participants

Fred Biletnikoff, *Oakland Raiders*, 1968, 1977  
J.T. Thomas, *Pittsburgh Steelers*, 1974, 1975, 1979  
Willie Jones, *Oakland Raiders*, 1980  
Dennis McKinnon, *Chicago Bears*, 1985  
Ken Lanier, *Denver Broncos*, 1986, 1987, 1988, 1989  
Zeke Mowatt, *New York Giants*, 1986  
Alphonso Carreker, *Denver Broncos*, 1989



*In 1987, linebacker Paul McGowan became the first Florida State player to earn a major national award when he won the Dick Butkus Award as the nation's finest linebacker.*

## SEMINOLE AWARD WINNERS

Throughout Florida State's 43 years of college football, Seminole players have garnered nationwide attention and awards. FSU's football tradition lists seven consensus All-Americans, dating back to Fred Biletnikoff's selection in 1964 and continuing last year when LeRoy Butler became the third Seminole defensive back in as many years to earn the honor. He joined Deion Sanders, who was a consensus All-America choice in 1987 and 1988.

In all, Florida State players have been chosen to at least one All-America team over 100 times. Over 80 FSU athletes have signed with National Football League teams and gone on to spend some time playing professional football since the Florida State football program began in 1947.

In the past three years, FSU has seen four of its former or current athletes attain the highest accolades and recognition in collegiate or professional football, while another reached finalist status following the 1989 season. Two of the award-winners, Fred Biletnikoff and Ron Sellers, are among the three players whose numbers have been retired by FSU.

Following a superb senior season which saw him lead Florida State to a number two national ranking and a Fiesta Bowl victory, senior linebacker Paul McGowan earned the 1987 Dick Butkus Award as the nation's finest linebacker. McGowan became the first FSU player ever to win a national award.

Fred Biletnikoff became the second former

Seminole star to achieve national recognition, but Biletnikoff did so for his exploits as a professional player. On July 30, 1988, Biletnikoff was formally inducted into the Professional Football Hall of Fame in Canton, Ohio. One of the top receivers in NFL history, Biletnikoff became the first Seminole inducted into the prestigious Hall.

A few months later, in December of 1988, one of the greatest wide receivers to play college football was the first FSU player inducted into the College Football Hall of Fame. Ron Sellers, who still holds nearly every Florida State receiving record, held the distinction as the top receiver in the history of college football for 20 years. His record of 3,598 yards on 212 receptions was finally broken in 1987.

Cornerback Deion Sanders, possibly the greatest player ever at Florida State, rounds out the list of FSU award winners. A two-sport athlete as a professional, Sanders was overwhelmingly chosen the winner of the Jim Thorpe Award as the nation's top defensive back following a stellar senior season.

Last year, Michael Tanks continued to add to the Tribe tradition as a finalist for the 1989 Outland Trophy, presented annually to the nation's top interior lineman. Tanks, a center from Atlanta, Ga., was one of three finalists for the award and attended ceremonies in New York City. He narrowly missed becoming the third FSU national award winner in four seasons.

Bowden Win #

**168**

Florida State 61, So. Mississippi 10  
1987



## 1987 Butkus Award Winner Paul McGowan

Calling the Butkus Award for linebackers, "the Heisman of the Bad Guys", FSU inside linebacker Paul McGowan accepted the award from Dick Butkus himself in December of 1987.

The 6-1, 230-pound McGowan won the award by a one point margin over Ohio State's Chris Spielman. He was selected by an 11-member panel of sportswriters, broadcasters, NFL officials and former coaches.

McGowan won the award based on a senior season in which he totalled 150 tackles, including 97 solo stops and 11 behind the line of scrimmage. He led the FSU defense into the national spotlight as the team attained a number two national ranking and a win over Nebraska in the Fiesta Bowl. He was named to the *Associated Press*, *Sporting News* and *Football News* first-team All-America squads.

A few months after winning the award, McGowan was chosen as Florida's 1987 Amateur Athlete of the Year and honored at the state's annual Hall of Fame banquet.


## Biletnikoff First Seminole in Pro Football Hall of Fame

For more than 20 years of high school, college and pro football, Fred Biletnikoff played just one position — wide receiver. He had no desire to play anywhere else. Biletnikoff started catching passes in high school in Erie, Pa., continued at Florida State and went on to star with the Oakland Raiders.

When his 14-year professional career came to an end after the 1978 season, Biletnikoff had caught 589 passes, seventh on the all-time list. He had amassed 8,974 yards and 76 touchdowns. The Raiders never had a losing season during Biletnikoff's tenure; he caught 40 or more passes in 10 straight years and his 76 touchdowns are the most by a Raider.

Although he lacked breakaway speed, Biletnikoff's intangible qualities more than made up for it. By his junior season at FSU, Biletnikoff and quarterback Steve Tensi formed an unbeatable duo. As a senior in 1964, he ranked fourth in the nation with 57 receptions for 11 touchdowns. A consensus All-America choice, he capped a super year with four TD receptions in the Gator Bowl.

Biletnikoff was selected by the Oakland Raiders in the second round of the 1965 draft and went on to



When the balloting was done, Paul McGowan had claimed the Butkus Award by a one-point margin over Ohio State's Chris Spielman.



His NCAA career receiving records stood for nearly 20 years, and in 1968, FSU's Ron Sellers became the first Seminole inducted into the College Football Hall of Fame.



Just one season after McGowan garnered the Butkus Award, cornerback Deion Sanders became the second FSU national award winner in as many years when he picked up the 1988 Jim Thorpe Award as the country's best defensive back.

# RECORD BOOK

Bowden Win #

169

Florida State 32, Louisville 9  
1987






*Right: Two-time All-America cornerback Deion Sanders accepted the 1988 Jim Thorpe Award at a ceremony in Oklahoma City, Okla.*



*Center Michael Tanks traveled to New York City as a finalist for the 1989 Outland Trophy, presented annually to the top interior lineman in the nation.*



*Ron Sellers is credited with beginning the tradition of receiving excellence at Florida State.*



*Although offensive linemen rarely receive public recognition, Michael Tanks did receive credit for an outstanding senior season and narrowly missed becoming the third FSU award-winner in as many years.*

star as a rookie and throughout his career. By his third season with the Raiders, he began to make his mark in pro football, catching 40 passes for 895 yards and five touchdowns as the Raiders went to the AFL championship. After that, he went on to make the AFL all-star team twice and four AFC-NFC Pro Bowls in five years. He played in nine AFL/AFC title games, two Super Bowls and was MVP in Super Bowl XI.

The hard work and dedication he displayed throughout his brilliant professional career paid off in 1988 when he became the first Seminole inducted into the Professional Football Hall of Fame in Canton, Ohio.

## Sellers Chosen for College Football Hall of Fame

In December of 1988, former Seminole great Ron Sellers became the first Florida State player inducted into the College Football Hall of Fame.

After holding the collegiate football receiving record for over 20 years, Sellers' mark was broken by Tulane's Marc Zeno in 1987. During his FSU career, which spanned from 1966-68, Sellers caught 212 passes for 3,598 yards. He averaged 119.9 reception yards per game and caught passes in a record 30 consecutive games. He had 18 100-yard receiving days and five 200-yard games. Despite the wealth of talent Florida State has had at receiver since Sellers' heyday, he remains the top man to ever play the position for the school. He is credited with starting the fine receiving tradition at FSU.

Sellers caught 13 or more passes in a game seven times during his career, including 16 against South

Bowden Win #

170

Florida State 73, Tulane 14  
1987

Carolina in 1968. In his final regular season game, the 6-4 consensus All-America choice caught 14 passes for 260 yards and five touchdowns in a 42-24 win over Wake Forest.

The Seminoles played in three bowl games during the Sellers era. A player who was first labeled "can't play, too fragile" by then head coach Bill Peterson, Sellers later was called "simply the best college receiver I ever saw".

## Sanders Wins 1988 Jim Thorpe Award

Sure to be remembered as one of the best athletes to wear a Florida State uniform, cornerback Deion Sanders won the Jim Thorpe Award as the nation's top defensive back of 1988 in a January ceremony in Oklahoma City, Okla.

Sanders won the award over University of Florida safety Louis Oliver and Arkansas' Steve Atwater after a career which saw him gather 14 career interceptions, not including three in bowl games. Sanders' play raised Florida State's defense to a higher level and made FSU opponents wary of passing into the Seminole secondary as the team achieved its

second straight 11-1 record and a national ranking of third in 1988.


During Sanders' career, Florida State teams attained their top national rankings and amassed a 38-9-1 record and four bowl wins. In his junior and senior seasons, FSU went 11-1 and won New Year's Day bowl games. In 1988, Sanders ranked in the top 10 nationally with five interceptions in nine games. He was also the nation's top punt returner, averaging 15.2 yards per return.

In his final moments in a Florida State uniform, Sanders made one of his greatest plays in the waning moments of the Sugar Bowl in New Orleans, La. With FSU clinging to a 13-7 lead and SEC champion Auburn driving, Sanders made a leaping interception at the goal line to preserve the win and the number three national ranking.

Sanders ranks second on the FSU career interception chart with 14, and holds most of the punt return records as well. He provided Florida State fans with numerous thrills with his dazzling punt returns, three of which went for touchdowns, and interceptions. His seven career touchdowns is certainly a high for an FSU defensive back.

A three-sport star in football, baseball and track at Florida State, Sanders plays professional baseball for the New York Yankees and was drafted fifth in the 1989 NFL draft by the Atlanta Falcons.

*Florida State's first Associated Press All-American, receiver Fred Biletnikoff, is also the only former Seminole enshrined in the National Football League Hall of Fame after a stand out 14-year pro career with the Oakland Raiders.*



Bowden Win #

171

Florida State 34, Auburn 6  
1987

# FSU & THE WEEKLY AP RANKINGS

YEAR	WEEK OF	RANKED	RECORD	YEAR	WEEK OF	RANKED	RECORD
1962	Sept. 24	Other	1-0-1	1980	Preseason	13	
1963	Sept. 23	Other	1-0-0		Sept. 8	10	1-0-0
1964	Sept. 28	Other	2-0-0		Sept. 15	9	2-0-0
	Oct. 5	Other	3-0-0		Sept. 22	9	3-0-0
	Oct. 12	10	4-0-0		Sept. 29	16	3-1-0
	Oct. 19	10	5-0-0		Oct. 6	11	4-1-0
	Oct. 26	Other	5-1-0		Oct. 13	7	5-1-0
	Nov. 2	Other	6-1-0		Oct. 20	6	6-1-0
	Nov. 9	Other	6-1-0		Oct. 27	5	7-1-0
	Nov. 16	Other	7-1-1		Nov. 3	3	8-1-0
	Nov. 23	10	8-1-1		Nov. 10	3	9-1-0
	Nov. 30	Other	8-1-1		Nov. 17	3	9-1-0
1965	Preseason	Other			Nov. 24	3	9-1-0
	Oct. 18	Other	2-2-0		Dec. 1	3	9-1-0
1966	Preseason	Other			Dec. 8	2	10-1-0
1967	Sept. 25	Other	0-1-1	Final '80 Poll	Jan. 1981	5	10-2-0
	Oct. 23	Other	3-2-1	1981	Preseason	19	
	Oct. 30	Other	4-2-1		Sept. 7	18	1-0-0
	Nov. 6	Other	5-2-1		Sept. 14	19	2-0-0
	Nov. 20	Other	6-2-1		Oct. 5	20	3-1-0
	Nov. 27	Other	7-2-1		Oct. 12	11	4-1-0
1968	Oct. 7	19	2-1-0		Oct. 19	20	4-2-0
	Oct. 21	20	3-1-0		Oct. 26	17	5-2-0
	Dec. 2	19	8-2-0		Nov. 2	14	6-2-0
1971	Oct. 11	19	5-0-0		Nov. 9	20	6-3-0
	Oct. 25	19	6-1-0	1982	Oct. 11	19	4-1-0
1972	Preseason	19			Oct. 18	17	5-1-0
	Sept. 11	20	1-0-0		Oct. 25	14	5-1-0
	Sept. 18	17	2-0-0		Nov. 1	12	6-1-0
	Sept. 25	16	3-0-0		Nov. 8	9	7-1-0
	Oct. 2	13	4-0-0		Nov. 15	7	8-1-0
1977	Oct. 24	20	5-1-0		Nov. 22	15	8-2-0
	Oct. 31	15	6-1-0		Nov. 29	15	8-2-0
	Nov. 7	16	7-1-0	Final '82 Poll	Jan. 1983	13	9-3-0
	Nov. 14	13	8-1-0	1983	Preseason	7	
	Nov. 28	19	8-2-0		Sept. 5	12	1-0-0
Final '77 Poll	Jan. 1978	14	10-2-0		Sept. 12	9	2-0-0
1978	Preseason	17			Sept. 19	20	2-1-0
	Sept. 11	16	1-0-0		Sept. 26	17	2-1-0
	Sept. 18	13	2-0-0	1984	Preseason	20	
	Sept. 25	10	3-0-0		Sept. 3	20	1-0-0
	Oct. 2	18	3-1-0		Sept. 10	18	1-0-0
	Oct. 9	15	4-1-0		Sept. 17	15	2-0-0
1979	Preseason	19			Sept. 24	9	3-0-0
	Sept. 10	18	2-0-0		Oct. 1	6	4-0-0
	Sept. 17	14	2-0-0		Oct. 8	9	4-0-1
	Sept. 24	12	3-0-0		Oct. 15	15	4-1-1
	Oct. 1	9	4-0-0		Oct. 22	15	5-1-1
	Oct. 8	9	5-0-0		Oct. 29	15	5-1-1
	Oct. 15	7	6-0-0		Nov. 5	14	6-1-1
	Oct. 22	8	6-0-0		Nov. 12	17	6-2-1
	Oct. 29	6	7-0-0		Nov. 19	15	7-2-1
	Nov. 5	7	8-0-0		Nov. 26	12	7-2-1
	Nov. 12	5	9-0-0	Final '84 Poll	Jan. 1985	17	7-2-2
	Nov. 19	5	10-0-0	1985	Preseason	19	
	Nov. 26	4	11-0-0		Sept. 2	17	1-0
	Dec. 3	4	11-0-0		Sept. 9	7	2-0
Final '79 Poll	Jan. 1980	6	11-1-0		Sept. 16	6	2-0
					Sept. 23	4	3-0
					Sept. 30	4	4-0

Bowden Win #


**172**

Florida State 41, Furman 10  
1987

# RECORD BOOK

YEAR	WEEK OF	RANKED	RECORD
	Oct. 7	4	4-0
	Oct. 14	13	4-1
	Oct. 21	11	5-1
	Oct. 28	10	6-1
	Nov. 5	16	6-2
	Nov. 12	15	7-2
	Nov. 19	14	8-2
	Nov. 26	12	8-3
	Dec. 3	18	8-3
Final '85 Poll	Jan. 1986	15	9-3
1986	Preseason	11	
	Sept. 1	11	1-0
	Sept. 8	15	1-1
	Sept. 15	15	1-1
	Sept. 22	20	1-1-1
	Oct. 28	20	4-1-2
Final '86 Poll	Jan. 1987	Other	7-4-1
1987	Preseason	8	
	Sept. 8	8	1-0
	Sept. 15	7	2-0
	Sept. 22	6	3-0
	Sept. 29	4	4-0
	Oct. 6	6	4-1
	Oct. 13	4	5-1
	Oct. 20	4	6-1
	Oct. 27	4	6-1
	Nov. 3	4	7-1
	Nov. 10	4	8-1
	Nov. 17	4	9-1
	Nov. 24	3	9-1
	Dec. 2	3	10-1
Final '87 Poll	Jan. 1988	2	11-1
1988	Preseason	1	
	Sept. 6	10	0-1
	Sept. 13	10	1-1
	Sept. 20	9	2-1
	Sept. 27	6	3-1
	Oct. 4	6	4-1
	Oct. 11	5	5-1
	Oct. 18	7	6-1
	Oct. 25	6	7-1
	Nov. 2	5	8-1
	Nov. 9	5	8-1
	Nov. 16	5	9-1
	Nov. 23	5	9-1
	Dec. 1	4	10-1
Final '88 Poll	Jan. 1989	3	11-1
1989	Preseason	6	
	Sept. 5	6	0-1
	Sept. 12	Other	0-2
	Sept. 19	Other	1-2
	Sept. 26	25	2-2
	Oct. 3	22	2-2
	Oct. 10	19	3-2
	Oct. 17	14	4-2
	Oct. 24	9	5-2
	Oct. 31	6	6-2
	Nov. 7	5	7-2
	Nov. 14	5	7-2
	Nov. 21	5	8-2
	Nov. 28	6	8-2
	Dec. 5	5	9-2
Final '89 Poll	Jan. 1990	3	10-2

Top to Bottom:  
*All-America punter Rohn Stark was also an excellent decathlete for the FSU track team, and an Academic All-American.*  
*During LeRoy Butler's three-year career at FSU, the Seminoles went 32-4 and won three New Year's Day bowl games.*



Bowden Win # **173** Florida State 28, Florida 14  
 1987



## SEMINOLE FOOTBALL RETIRED NUMBERS

In 43 years of Seminole football, only three numbers have been retired. Those numbers — 25, 34, and 50 — belonged to three of the greatest players in Florida State history — Fred Biletnikoff, Ron Sellers and Ron Simmons.

### # 25 FRED BILETNIKOFF

Biletnikoff played wide receiver for the Florida State football team from 1961-64 under Head Coach Bill Peterson. He was FSU's first consensus All-America choice and is regarded by many as the greatest pass receiver ever at Florida State. As a senior, he ranked fourth in the nation with 57 receptions for 11 touchdowns, not including four TD receptions in the Gator Bowl. Following his collegiate successes, Biletnikoff went on to star for the Oakland Raiders of the National Football League for 14 years. During that time, he played in four Pro Bowls and was the Most Valuable Player in Super Bowl XI. In 1988, Biletnikoff became the first former Seminole inducted into the NFL Professional Hall of Fame.

### # 34 RON SELLERS

Sellers remains the most prolific receiver in FSU history, and held many NCAA receiving records for nearly 20 years, until 1987. He played flanker for Florida State from 1966 to 1968 and accounted for 3,979 yards with his 240 receptions. Sellers' career was marked by consistency, quality and quantity of receptions and yards. He caught passes in 30 consecutive games, averaging 119.9 yards per game. He had 18 100-yard receiving days and five 200-yard games. Sellers also led Florida State to three bowl games during his era. In December of 1988, Sellers became the first former Seminole inducted into the College Football Hall of Fame.

### # 50 RON SIMMONS

The greatest defender in Florida State history, Ron Simmons' number 50 was retired two Septembers ago. Simmons anchored the center of the defense that led FSU to a pair of Orange Bowl appearances, in 1979 and 1980. A dominating noseguard and FSU's first two-time consensus All-America choice, Simmons often seemed to "camp out" in opponents' backfields, collecting 25 quarterback sacks and 44 tackles for loss — both Florida State records — during his career. Of the three, he is the lone defender honored by having his number retired.

Bowden Win #

174

Florida State 31, Nebraska 28  
1987



# YEAR-BY-YEAR RECORD

\*\*Homecoming



**ED WILLIAMSON (1947) 0-5-0**

Ed Williamson was appointed Florida State's first coach just a few weeks before the inaugural football season. He had no stadium, no scholarships and not even a nickname for his team. With only 45 ex-high school players, his teams came close to winning three games that year although it ended with a 0-5-0 record. Williamson did not receive any pay for coaching the team.

1947 (0-5)	FSU	FOE
Stetson (H)	6	14
Cumberland (A)	0	6
Tennessee Tech (H)	6	27
Troy State (H)	6	36
Jacksonville State (H)	0	7
	18	90



**DON VELLER (1948-52) 31-12-1**

Don Veller won 30 of his first 34 games as head coach at FSU before the Seminoles began playing a major college schedule. His overall record included an undefeated 8-0 season in 1950. That was also the year the Tribe moved into Doak Campbell Stadium. Veller, who still resides in Tallahassee, produced the second highest winning percentage of FSU coaches (.716). He is credited by many as laying the early foundation for the FSU football program.

1948 (7-1)	FSU	FOE
Cumberland (H)	30	0
Erskine (A)	6	14
Millsaps (A)	7	6
Stetson (A)	18	7
Mississippi College (H)	26	6
Livingston State (H)	12	6
Troy State (A)	20	13
Tampa (H)**	33	12
	152	64
1949 (9-1)	FSU	FOE
Whiting Field (H)	74	0
Mississippi College (A)	33	12
Erskine (H)	26	7
Sewanee (A)	6	0
Stetson (H)	33	14
Livingston State (A)	6	13
Millsaps (H)**	40	0
Tampa (A)	34	7
Troy State (H)	20	0
<b>CIGAR BOWL</b>		
Wofford (N)	19	6
	291	59
1950 (8-0)	FSU	FOE
Troy State (A)	26	7
Randolph Macon (H)	40	7
Howard (H)	20	6
Newberry (A)	24	0

Sewanee (H)**	14	8
Stetson (A)	27	7
Mississippi College (H)	33	0
Tampa (H)	35	19
	219	54

1951 (6-2)	FSU	FOE
Troy State (H)	40	0
Miami (FL) (A)	13	35
Delta State (H)	34	0
Sul Ross State (H)	35	13
Stetson (H)**	13	10
Jacksonville Navy (A)	39	0
Wofford (H)	14	0
Tampa (H)	6	14
	194	72

1952 (1-8-1)	FSU	FOE
Louisiana Tech (H)	13	32
Louisville (H)	14	41
VMI (H)	7	28
N. Carolina State (A)	7	13
Stetson (N)	6	6
Mississippi So. (H)	21	50
Furman (H)**	0	9
Georgia Tech (A)	0	30
Wofford (A)	27	13
Tampa (H)	6	39
	101	261



**TOM NUGENT (1953-58) 34-28-1**

Tom Nugent had a successful coaching stint at Florida State, as indicated by his 34-28-1 record in his six years at the Seminole helm. Florida State participated in two bowl games during Nugent's tenure and for the first time, in 1958, Florida State and Florida met on the football field. Nugent also served as athletic director while he was head coach of the Seminoles.

1953 (5-5)	FSU	FOE
Miami (FL) (A)	0	27
Louisville, (H)	59	0
Abilene Christian (H)	7	20
Louisiana Tech (A)	21	32
VMI (H)	12	7
Mississippi So. (A)	0	21
Furman (H)	7	14
Stetson (H)**	13	6
N. Carolina State (H)	23	13
Tampa (A)	41	6
	183	146
1954 (8-4)	FSU	FOE
Georgia (H)	0	14
Abilene Christian (H)	0	13
Louisville (A)	47	6
Villanova (H)	52	13
N. Carolina State (A)	13	7
Auburn (A)	0	33
VMI (A)	33	19
Furman (H)**	33	14
Stetson (A)	47	6
Mississippi So. (H)	19	18
Tampa (A)	13	0
<b>SUN BOWL</b>		
Texas Western (A)	20	47
	277	190

	FSU	FOE
<b>1955 (5-5)</b>		
N. Carolina State (H)	7	0
Miami (FL) (A)	0	34
Virginia Tech (H)	20	24
Georgia (H)	14	47
Georgia Tech (A)	0	34
Villanova (H)	16	13
Furman (A)	19	6
The Citadel (H)**	39	0
Mississippi So. (A)	6	21
Tampa (A)	26	7
	147	186

	FSU	FOE
<b>1956 (5-4-1)</b>		
Ohio University (H)	47	7
Georgia (A)	0	3
Virginia Tech (H)	7	20
N. Carolina State (A)	14	0
Wake Forest (H)**	14	14
Villanova (A)	20	13
Miami (FL) (A)	7	20
Furman (H)	42	7
Mississippi So. (H)	20	19
Auburn (A)	7	13
	178	116

	FSU	FOE
<b>1957 (4-6)</b>		
Furman (H)	27	7
Boston College (A)	7	20
Villanova (A)	7	21
N. Carolina State (H)	0	7
Abilene Christian (H)	34	7
Virginia Tech (H)**	20	7
Miami (FL) (H)	13	40
Mississippi So. (A)	0	20
Auburn (H)	7	29
Tampa (A)	21	7
	136	165

	FSU	FOE
<b>1958 (7-4)</b>		
Tennessee Tech (H)	22	7
Furman (H)	42	6
Georgia Tech (A)	3	17
Wake Forest (H)	27	24
Georgia (N)	13	28
Virginia Tech (H)	28	0
Tennessee (A)	10	0
Tampa (H)**	43	0
Miami (FL) (A)	17	6
Florida (A)	7	21

	FSU	FOE
<b>BLUEGRASS BOWL</b>		
Oklahoma State (N)	6	15
	218	124



**PERRY MOSS (1959) 4-6-0**

Moss was one of two FSU coaches who spent only a year at the school. Midway through the season, reports were published that Moss would leave to join the Montreal Allouettes of the Canadian Football League. True to that report, Moss departed after a brief year at the Tallahassee school.

	FSU	FOE
<b>1959 (4-6)</b>		
Wake Forest (H)	20	22
The Citadel (H)	47	6
Miami (FL) (H)	6	7
Virginia Tech (A)	7	6
Memphis State (A)	6	16
Richmond (A)	22	6
Georgia (A)	0	42
William & Mary (H)**	0	9
Florida (A)	8	18



**BILL PETERSON (1960-70) 62-42-11**

Bill Peterson arrived in Tallahassee with football in deep trouble. When he left 11 years and four bowl games later, he had become the most significant coach in the first quarter of a century of Seminole football. Under "Pete" the

Seminole year was 1964 when that squad, featuring the "Seven Magnificents", went 9-1-1 and recorded the first ever win over the Florida Gators. Peterson served as a commentator on the Seminole Sports Network for several years in the late '70s and early '80s.

	FSU	FOE
<b>1960 (3-6-1)</b>		
Richmond (H)	28	0
Florida (A)	0	3
Wake Forest (H)	14	6
The Citadel (A)	0	0
Mississippi So. (A)	13	15
William & Mary	22	0
Kentucky (H)**	0	23
Miami (FL) (A)	0	23
Houston (H)	6	7
Auburn (A)	21	57
	111	136

	FSU	FOE
<b>1961 (4-5-1)</b>		
George Washington (H)	15	7
Florida (A)	3	3
Mississippi (A)	0	33
Georgia (H)	3	0
Richmond (H)	13	7
Virginia Tech (A)	7	10
Kentucky (A)	0	20
The Citadel (H)	44	8
Mississippi So. (H)**	0	12
Houston (A)	8	28
	93	128

	FSU	FOE
<b>1962 (4-3-3)</b>		
The Citadel (H)	49	0
Kentucky (A)	0	0
Furman (H)	42	0
Miami (FL) (A)	6	7
Georgia (A)	18	0
Virginia Tech (H)	20	7
Houston (H)**	0	7
Georgia Tech (A)	14	14
Florida (A)	7	20
Auburn (A)	14	14
	170	69

	FSU	FOE
<b>1963 (4-5-1)</b>		
Miami (FL) (H)	24	0
Texas Christian (H)	0	13
Wake Forest (H)	35	0
So. Mississippi (A)	0	0
Virginia Tech (H)	23	31
Furman (H)	49	6
Georgia Tech (A)	7	15
N. Carolina State (H)**	14	0
Auburn (A)	15	21
Florida (A)	0	7
	167	93

# RECORD BOOK

<b>1964 (9-1-1)</b>	<b>FSU</b>
Miami (FL) (A)	14
Texas Christian (A)	10
New Mexico State (H)	36
Kentucky (H)**	48
Georgia (A)	17
Virginia Tech (A)	11
So. Mississippi (H)	34
Houston (A)	13
N. Carolina State (H)	28
Florida (H)	16
<b>GATOR BOWL</b>	
Oklahoma (N)	36
	263

<b>1965 (4-5-1)</b>	<b>FSU</b>
Texas Christian (A)	3
Baylor (H)	9
Kentucky (A)	24
Georgia (H)	10
Alabama (A)	0
Virginia Tech (H)	7
Wake Forest (H)**	35
N. Carolina State (A)	0
Houston (H)	16
Florida (A)	17
	121

<b>1966 (6-5)</b>	<b>FSU</b>
Houston (H)	13
Miami (FL) (A)	23
Florida (H)	19
Texas Tech (A)	42
Mississippi State (H)	10
Virginia Tech (A)	21
South Carolina (A)	32
Syracuse (A)	21
Wake Forest (H)**	28
Maryland (H)	45
<b>SUN BOWL</b>	
Wyoming (N)	20
	274

<b>1967 (7-2-2)</b>	<b>FSU</b>
Houston (A)	13
Alabama (A)	37
N. Carolina State (H)	10
Texas A&M (A)	19
South Carolina (H)	17
Texas Tech (H)**	28
Mississippi State (H)	24
Memphis State (A)	26
Virginia Tech (H)	38
Florida (A)	21
<b>GATOR BOWL</b>	
Penn State (N)	17
	250

<b>1968 (8-3)</b>	<b>FSU</b>
Maryland (A)	24
Florida (H)	3
Texas A&M (H)	20
Memphis State (H)	20
South Carolina (A)	35
Virginia Tech (H)	22
Mississippi State (A)	27
N. Carolina State (A)	48
Wake Forest (H)**	42
Houston (N)	40
<b>PEACH BOWL</b>	
LSU (N)	27
	308

<b>1969 (6-3-1)</b>	<b>FSU</b>
Wichita State (H)	24
Miami (FL) (A)	16
Florida (A)	6
Tulsa (A)	38
Mississippi State (H)	20
South Carolina (H)**	34
Virginia Tech (A)	10

<b>FOE</b>	<b>Memphis State (H)</b>	26	28
	N. Carolina State (H)	33	22
	Houston (A)	13	41
		220	182

<b>1970 (7-4)</b>	<b>FSU</b>	<b>FOE</b>
Louisville (H)	9	7
Georgia Tech (A)	13	23
Wake Forest (H)	19	14
Florida (H)	27	38
Memphis State (A)	12	16
South Carolina (A)	21	13
Miami (FL) (A)	27	3
Clemson (H)	38	13
Virginia Tech (H)**	34	8
Kansas State (H)	33	7
Houston (N)	21	53
	254	195



**LARRY JONES (1971-73) 15-19-0**

Larry Jones compiled a 15-19 record in his three years at the Seminole helm. In his first two seasons, the popular coach led his teams to a 15-8 record but he is probably remembered most for the following season when his team did not win a game and lost 11. Jones is now the associate athletic director at Louisiana State.

<b>FOE</b>	<b>So. Mississippi (N)</b>	24	9
	Miami (FL) (A)	20	17
	Kansas (H)	30	7
	Virginia Tech (A)	17	3
	Mississippi State (H)**	27	9
	Florida (A)	15	17
	South Carolina (H)	49	18
	Houston (A)	7	14
	Georgia Tech (A)	6	12
	Tulsa (H)	45	10
	Pittsburgh (H)	31	13
<b>FIESTA BOWL</b>			
	Arizona State (A)	38	45
		309	174

<b>1972 (7-4)</b>	<b>FSU</b>	<b>FOE</b>
Pittsburgh (A)	19	7
Miami, (FL) (A)	37	14
Virginia Tech (H)	27	15
Kansas (A)	44	22
Florida (H)	13	42
Mississippi State (N)	25	21
Colorado State (H)**	37	0
Auburn (A)	14	27
Houston (H)	27	31
Tulsa (H)	23	21
South Carolina (A)	21	24
	287	224

<b>1973 (0-11)</b>	<b>FSU</b>	<b>FOE</b>
Wake Forest (A)	7	9
Kansas (H)	0	28
Miami (FL) (H)	10	14
Baylor (A)	14	21
Mississippi State (H)	12	37
Memphis State (H)**	10	13
San Diego State (A)	17	38
Houston (A)	3	34
Virginia Tech (A)	13	36
South Carolina (H)	12	52
Florida (A)	0	49
	98	331

# RECORD BOOK

The quarterback combination of Wally Woodham (below) and Jimmy Jordan took Florida State to an 11-1 record and its first New Year's Day bowl game, the 1980 Orange Bowl, in Bobby Bowden's fourth year as head coach.




**DARRELL MUDRA (1974-75) 4-18-0**

Darrell Mudra was a successful coach before arriving at Florida State and he was successful after he left. Mudra inherited an 0-11 team and wasn't able in two years to bring the program back into the glory years it had enjoyed

under Bill Peterson. Mudra coached from the press box instead of the sidelines.

1974 (1-10)	FSU	FOE
Pittsburgh (H)	6	9
Colorado State (H)	7	14
Kansas (A)	9	40
Baylor (H)	17	21
Alabama (A)	7	8
Florida (H)	14	24
Auburn (A)	6	38
Memphis State (A)	14	42
Miami (FL) (A)	21	14
Virginia Tech (H)**	21	56
Houston (H)	8	23
	130	289

1975 (3-8)	FSU	FOE
Texas Tech (A)	20	31
Utah State (H)	17	8
Iowa State (H)	6	10
Georgia Tech (A)	0	30
Virginia Tech (A)	10	13
Florida (A)	8	34
Auburn (H)	14	17
Clemson (A)	43	7
Memphis State (H)	14	17
Miami (FL) (H)**	22	24
Houston (A)	33	22
	187	213



Called "the greatest play since 'My Fair Lady'", the puntrookie cemented Bobby Bowden's reputation as the master of the trick play.

Bowden Win # **178** Florida State 48, Tulane 28  
1988



**BOBBY BOWDEN**  
**(1976-PRESENT)**  
**122-40-3**

Bobby Bowden is not only the school's all-time winningest coach, he ranks second nationally in victories among active coaches and is the winningest coach in the South. He will go down in FSU history as the first

coach to win 100 games and the first coach to take the Seminoles to a New Year's Day bowl. Bowden has 122 wins, a winning percentage of .755, and has led five of his squads to New Year's Day bowls. His 11 bowl trips is an FSU record. With back-to-back 11-1 seasons in 1987 and 1988, the Seminoles achieved the highest national end-of-season rankings at second and third, respectively. The 1989 Seminoles followed in that tradition with a 10-2 record and a national ranking in the top three once again. He has averaged 8.7 wins per season over a 14-year career. He has an eight-game unbeaten streak in bowl games and owns the best winning percentage in bowl games among all active collegiate coaches.

1976 (5-6)	FSU	FOE
Memphis State (A)	12	21
Miami (FL) (A)	0	47
Oklahoma (A)	9	24
Kansas State (H)	20	10
Boston College (A)	28	9
Florida (H)	26	33
Auburn (A)	19	31
Clemson (H)	12	15
So. Mississippi (H)**	30	27
N. Texas State (A)	21	20
Virginia Tech (H)	28	21
	205	258

1977 (10-2)	FSU	FOE
So. Mississippi (A)	35	6
Kansas State (A)	18	10
Miami (FL) (H)	17	23
Oklahoma State (A)	25	17
Cincinnati (H)	14	0
Auburn (H)	24	3
N. Texas State (H)**	35	14
Virginia Tech (H)	23	21
Memphis State (H)	30	9
San Diego State (A)	16	41
Florida (A)	37	9
<b>TANGERINE BOWL</b>		
Texas Tech (N)	40	17
	314	170


1978 (8-3)	FSU	FOE
Syracuse (A)	28	0
Oklahoma State (H)	38	20
Miami (FL) (A)	31	21
Houston (H)	21	27
Cincinnati (H)	26	21
Mississippi St. (A)	27	55
Pittsburgh (A)	3	7
So. Mississippi (A)	38	16
Virginia Tech (H)	24	14
Navy (H)**	38	6
Florida (H)	38	21
	312	208

1979 (11-1)	FSU	FOE
So. Mississippi (H)	17	14
Arizona State (N)	31	3
Miami (FL) (H)	40	23
Virginia Tech (A)	17	10
Louisville (A)	27	0
Mississippi State (H)	17	6
Louisiana State (A)	24	19
Cincinnati (A)	26	21
South Carolina (H)**	27	7
Memphis State (H)	66	17

Currently enjoying a career in both professional baseball and professional football, Deion Sanders is one of the top defenders in Florida State history.



Hassan Jones is just one of many outstanding receivers who have made Florida State the "Wide Receiver U." of collegiate football.



No quarterback in Florida State history ever had a better season statistically than the one compiled by Peter Tom Willis in 1989.




Florida (A)	27	16	1985 (9-3)	FSU	FOE
<b>ORANGE BOWL</b>			Tulane (A)	38	12
Oklahoma (N)	7	24	Nebraska (A)	17	13
	326	160	Memphis State (H)	19	10
<b>1980 (10-2)</b>	FSU	FOE	Kansas (H)	24	20
Louisiana State (A)	16	0	Auburn (A)	27	59
Louisville (H)	52	0	Tulsa (H)	76	14
East Carolina (H)	63	7	North Carolina (A)	20	10
Miami (FL) (A)	9	10	Miami (FL) (H)	27	35
Nebraska (A)	18	14	South Carolina (H)	56	14
Pittsburgh (H)**	36	22	W. Carolina (H)**	50	10
Boston College (H)	41	7	Florida (A)	14	38
Memphis State (A)	24	3	<b>GATOR BOWL</b>		
Tulsa (H)	45	2	Oklahoma State (N)	34	23
Virginia Tech (H)	31	7		402	248
Florida (H)	17	13	<b>1986 (7-4-1)</b>	FSU	FOE
<b>ORANGE BOWL</b>			Toledo (H)	24	0
Oklahoma (N)	17	18	Nebraska (A)	17	34
	369	103	North Carolina (H)	10	10
<b>1981 (6-5)</b>	FSU	FOE	Michigan (A)	18	20
Louisville (H)	17	0	Tulane (H)	54	21
Memphis State (H)	10	5	Wichita State (H)	59	3
Nebraska (A)	14	34	Louisville (A)	54	18
Ohio State (A)	36	27	Miami (FL) (A)	23	41
Notre Dame (A)	19	13	South Carolina (A)	45	28
Pittsburgh (A)	14	42	So. Mississippi (H)**	49	13
Louisiana State (A)	38	14	Florida (H)	13	17
Western Carolina (H)**	56	31	<b>ALL-AMERICAN BOWL</b>		
Miami (FL) (H)	19	27	Indiana (N)	27	13
So. Mississippi (H)	14	58		393	218
Florida (A)	3	35	<b>1987 (11-1-0)</b>	FSU	FOE
	240	286	Texas Tech (H)	40	16
<b>1982 (9-3)</b>	FSU	FOE	East Carolina (A)	44	3
Cincinnati (H)	38	31	Memphis State (H)	41	24
Pittsburgh (H)	17	37	Michigan State (A)	31	3
So. Mississippi (A)	24	17	Miami (FL) (H)**	25	26
Ohio State (A)	34	17	So. Mississippi (A)	61	10
Southern Illinois (H)**	59	8	Louisville (H)	32	9
East Carolina (H)	56	17	Tulane (H)	73	14
Miami (FL) (A)	24	7	Auburn (A)	34	6
South Carolina (A)	56	26	Furman (H)	41	10
Louisville (H)	49	14	Florida (A)	28	14
Louisiana State (A)	21	55	<b>FIESTA BOWL</b>		
Florida (H)	10	13	Nebraska (N)	31	28
<b>GATOR BOWL</b>				481	163
West Virginia (N)	31	12	<b>1988 (11-1-0)</b>	FSU	FOE
	419	254	Miami (A)	0	31
<b>1983 (8-4)</b>	FSU	FOE	So. Mississippi (H)	49	13
East Carolina (H)	47	46	Clemson (A)	24	21
Louisiana State (A)	40	35	Michigan State (H)	30	7
Tulane (A)*	28	34	Tulane (A)	48	28
Auburn (A)	24	27	Georgia So. (H)**	28	10
Pittsburgh (A)	16	17	East Carolina (H)	45	21
Cincinnati (H)**	43	17	Louisiana Tech (H)	66	3
Louisville (H)	51	7	South Carolina (A)	59	0
Arizona State (A)	29	26	Virginia Tech (H)	41	14
South Carolina (H)	45	30	Florida (H)	52	17
Miami (FL) (H)	16	17	<b>SUGAR BOWL</b>		
Florida (A)	14	53	Auburn (N)	13	7
<b>PEACH BOWL</b>				455	172
North Carolina (N)	28	3	<b>1989 (10-2-0)</b>	FSU	FOE
	381	312	So. Mississippi (N)	26	30
<b>1984 (7-3-2)</b>	FSU	FOE	Clemson (H)	23	34
East Carolina (H)	47	17	Louisiana State (A)	31	21
Kansas (A)	42	16	Tulane (H)	59	9
Miami (FL) (A)	38	3	Syracuse (A)	41	10
Temple (H)**	44	27	Virginia Tech (A)	41	7
Memphis State (A)	17	17	Auburn (H)	22	14
Auburn (H)	41	42	Miami (H)	24	10
Tulane (H)	27	6	South Carolina (H)**	35	10
Arizona State (A)	52	44	Memphis State (H)	57	20
South Carolina (A)	26	38	Florida (A)	24	17
Tenn.-Chatta. (H)	37	0	<b>FIESTA BOWL</b>		
Florida (H)	17	27	Nebraska (N)	41	17
<b>CITRUS BOWL</b>				424	199
Georgia (N)	17	17			
	405	254			
			<i>*won by forfeit</i>		

Bowden Win # **180** Florida State 45, East Carolina 21  
1988

## BOWL GAMES IN REVIEW

Since beginning intercollegiate play in 1947, Florida State has a record of 10-7-2 in 19 bowl appearances. Kuri Unglaub (below) was a member of the 1977 and '79 teams that traveled to the Tangerine and Orange bowls, respectively.



### 1950 CIGAR BOWL FLORIDA STATE 19 WOFFORD 6

TAMPA, Fla. (Jan. 2, 1950) - Red Parrish scored twice and Buddy Strauss rushed for 132 yards to give underdog Florida State a 19-6 win over Wofford in the Cigar Bowl.


The victory was a come-from-behind effort by the Seminoles as the Terriers scored only moments into the contest to make the score 6-0. That touchdown came when Wofford defenders blocked a Bo Manuel punt and recovered it in the end zone. The extra point attempt was no good.

For the balance of the first quarter, Florida State mounted several drives that stalled around midfield while Wofford netted virtually nothing offensively. Early in the second period, however, Wofford had its first real threat. It died on the Seminoles' 16-yard-line when Bill Dawkins intercepted a pass and returned it to the Terrier 20. Shortly after, Parrish bolted to the Tribe's initial touchdown that tied the score at 6-6.

Late in the half the Seminoles got cranked up again. Strauss busted up the middle for a 15-yard gain, and an interference penalty pushed Florida State into Wofford territory. On the next play, Parrish lofted a left-handed halfback pass to Norman Eubanks, who made a spectacular catch; the extra point sent the Seminoles to the locker room with a 13-6 lead.

The third period was a dogged defensive battle with no serious scoring threats. But in the final period FSU pinned Wofford deep in its own territory with a 63-yard Manuel punt. After the Terriers fumbled on their own 8, the Seminoles were unable to cash in as Parrish came up a foot short on fourth down.

Unable to move the ball out of the deep hole, Wofford was forced to punt, giving the Seminoles excellent field position with only minutes remaining. This time Don Veller's team wasted no time cashing in. With only seconds showing on the clock, Parrish sliced in from the five and Florida State had a 19-6 upset victory.



One of the leading rushers in Florida state history, Larry Key led the 1977 Seminoles to a Tangerine Bowl berth.

# RECORD BOOK

Bowden Win #

181

Florida State 66, Louisiana Tech 3  
1988

Teaming with Fred Biletnikoff to put on a spectacular aerial display, Steve Tensi led the 1964 Seminoles to a victory in the Gator Bowl by tossing five touchdown passes, including four to Biletnikoff.



A three-year letterman for Florida State from 1965-67, Bill Moremen played in the 1966 Sun Bowl and the 1967 Gator Bowl, recovering a fumble to set up an FSU touchdown in the Sun Bowl contest.



## 1955 SUN BOWL

### TEXAS WESTERN 47

### FLORIDA STATE 20

EL PASO, Tex. (Jan. 1, 1955) - Florida State's defense collapsed in the second quarter, allowing Texas Western to move well ahead and capture a 47-20 Sun Bowl victory.

With the score tied 7-7 at the end of the first period, the underdog Miners put together a magnificent 28-point quarter that buried the Seminoles on this steamy January afternoon. Texas Western quarterback John Griner ran the option to perfection in that second quarter, and the Seminoles, fighting a blinding sun and high altitude, just couldn't keep pace.

After leading 7-0 in the first four minutes of this 20th renewal of the Sun Bowl, the Seminoles allowed the Miners to tie the score late in the period. On the first play of the second quarter, Florida State fumbled on its own 24 and Texas Western needed only two plays to grab its first lead of the day. That touchdown came on a nifty run by Miner ace Jesse Whittenton.

At that point the flood gates opened. Tom Nugent's Seminoles made three more costly mistakes in the quarter that led directly to Texas Western touchdowns, and the homestanding Miners eased into the locker room with a 34-7 advantage.

In the final half, the Miners ran the count to 41-7 before the Tribe managed to get on the board for the second time in the afternoon. Quarterback Len Swantic led a third quarter drive that was sparked by a 43-yard touchdown pass to Tom Feamster. But Western wasted no time in countering that Seminole score. On the next kickoff, Bob Forrest raced 95 yards for the final Miner touchdown of the day.

The Seminoles were able to tack on a final tally in the fourth period. Harry Massey hit Bill Odom on a 16-yard pass play for the score.

## 1958 BLUEGRASS BOWL

### OKLAHOMA STATE 15

### FLORIDA STATE 6

LOUISVILLE, Ky. (Dec. 13, 1958) - A frantic fourth-quarter comeback was not to be as Florida State couldn't fight off the bitter cold and Oklahoma State went home with a 15-6 victory in the only Bluegrass Bowl ever played.

A crowd of just over 7,000 braved 10-degree weather for the first-ever meeting between the two schools. Players on both teams wore tennis shoes in an effort to combat the frozen turf. It was the Seminoles' first nationally televised game and a relatively obscure Howard Cosell handled the broadcast that day.

Florida State got off to a good start in this one, mounting two drives deep into OSU territory. Both times it came up empty-handed though, as field goal attempts from the 16 and 23 fell short.

Oklahoma State managed to dent the scoreboard early in the second quarter as swift halfback Duane Wood sprinted in from the Florida State 17.

Unable to get anything going in that second period, the Seminoles were forced to rely on defense. The last assault came in the final two minutes of the half. The Cowboys

Bowden Win #

**182**

Florida State 59, South Carolina 0  
1988

drove inside the Florida State 5, but on a fourth down play with 1:15 left, FSU's Ron Hinson stopped Forrest Campbell one foot from paydirt. That sent the clubs to the locker room with the score 7-0.

Early in the third period the Seminoles did themselves in with a pair of fumbles. The second miscue set up the Cowboys at the Florida State 39. It took 10 plays but Wood finally scored his second touchdown and caught a two-point conversion to make it 15-0.

## **1965 GATOR BOWL FLORIDA STATE 36 OKLAHOMA 19**

JACKSONVILLE, Fla. (Jan. 2, 1965) - The brilliant passing combination of Steve Tensi and Fred Biletznikoff rewrote the Gator Bowl record book and gave the upstart Seminoles an impressive 36-19 victory over Oklahoma in this post-season event.

The Florida State victory will long be remembered as one of the greatest passing shows in the history of college football. Tensi completed 23 of 36 passes for 303 yards and five touchdowns while Biletznikoff hauled in 13 for 192 yards and four TDs. Both players signed professional contracts on the field at the completion of the game.

Oklahoma claimed the first break of the day as Tensi was intercepted. The Sooners marched to the Seminole 34, but on third down FSU defensive back Howard Ehler picked off an OU pass and sailed 63 yards for the initial touchdown. Later in the quarter, the Sooners came back to claim a 7-6 lead. That lead lasted only as long as it took the Tribe to move 90 yards.

Phil Spooner was instrumental in the drive and Tensi continued to pick the OU defense apart. From the 15, Tensi hit Biletznikoff for a 12-7 lead. Twice more before the intermission, Tensi found Biletznikoff for touchdowns. The first score followed a George D'Allesandro fumble recovery and the second came on a long drive against the clock. The halftime score was 24-7.

Early in the second half, Oklahoma recovered a Seminole fumble and cut the lead to 24-13, but as the third period drew to a close the Seminoles executed an 82-yard drive. On the last play of the quarter Tensi hit Don Floyd for the touchdown.

With 10 minutes left and the score at 30-19, it was time for the Seminole defense to take over. Two drives late in the game came up short for the Sooners and finally FSU tacked on its final TD - a 14-yard Tensi-to-Biletznikoff toss that made it 36-19.

## **1966 SUN BOWL WYOMING 28 FLORIDA STATE 20**

EL PASO, Tex. (Dec. 24, 1966) - Florida State's vaunted passing attack was not enough to overcome a stingy Wyoming defense, and the Seminoles fell 28-20 in their second try for a Sun Bowl title.

Though the Seminoles got a couple of early breaks, it was the Cowboys who drew first blood. The initial score came on a Jim Kück plunge, and the score stood 7-0 at the end of the first period. Florida State bounced back, however, as Bill Moremen fell on a Vic Washington fumble

and FSU had the ball at the Wyoming 49. From there Kim Hammond found Ron Sellers for the tying touchdown.

The Seminoles managed to grab the lead in the game shortly before the intermission. This time Hammond hit T.K. Wetherell behind the Cowboy secondary for a 54-yard scoring strike. At the half it was 14-7.

It didn't take long for the Cowboys to tie the score. Early in the second half Wyoming quarterback Rick Egloff found Jerry Marion for a 39-yard touchdown. Late in the third quarter the Cowboys went ahead to stay. Kück, who gained 135 yards on 23 carries, picked up 43 of them on a touchdown run that gave the Cowboys a 21-14 lead.

Florida State made a last-ditch attempt to regain a part of the lead as time ticked away in the final quarter. Hammond hit Sellers in Wyoming territory. As the lanky receiver was hit, he fumbled the ball and it was recovered by teammate Chip Glass at the Cowboy five. But the tenacious Wyoming defense held in the final three minutes. From there Wyoming used a pair of 15-yard penalties and the running of Kück to drive to the FSU 14 in the waning minutes. Egloff scampered into the end zone for the final Cowboy touchdown.

## **1967 GATOR BOWL FLORIDA STATE 17 PENN STATE 17**

JACKSONVILLE, Fla. (Dec. 30, 1967) - Penn State jumped to a commanding 17-point lead at intermission but Florida State battled back in the second half to gain an exciting 17-17 tie.

The Seminoles received the opening kickoff, but the drive stalled at the Penn State 25. The Lions fumbled after one play, but an interception gave them the ball back and they scored first on a 27-yard field goal by Tom Sherman in the closing minutes of the first quarter.

Late in the second period, Sherman passed 10 yards to Jack Curry for a touchdown and then came back to hit All-America tight end Ted Kwalick with seconds remaining in the half. The Seminoles were completely stopped before intermission as Penn State mounted a stingy defense that kept Kim Hammond and his mates at bay.

The momentum changed in the second half, however. Penn State received the kick but was forced to punt. The Tribe drove quickly to the Lion 1, but couldn't punch the ball in. On the next series, the Lions gambled on fourth down at their own 15 and the Seminole defense held. Three plays later, Hammond passed to Ron Sellers for the initial Florida State score.

When Lion halfback Charlie Pittman fumbled the ball on the kickoff, the Seminoles were back in business at the Penn State 22. Passes to Sellers and Bill Moremen moved the ball to the 1 and from there Hammond took it on himself to cut the lead to 17-14.

With just over a minute to play in the game, Hammond directed a picture-perfect drive from the FSU 31 to the Penn State 15. There Florida State was faced with a fourth-and-five situation with 17 seconds remaining. Coach Bill Peterson decided to go for the sure three points and a tie rather than risk a 17-14 loss. Grant Guthrie booted the field goal and the 1967 Gator Bowl had co-champions.

# RECORD BOOK





*Florida State has not lost a bowl game since Oklahoma defeated the Seminoles, and quarterback Rick Stockstill, 18-17 in the 1981 Orange Bowl.*

**1968 PEACH BOWL**  
**LOUISIANA STATE 31**  
**FLORIDA STATE 27**

ATLANTA, Ga. (Dec. 30, 1968) - Competing in its fourth consecutive bowl game, Florida State couldn't outscore Louisiana State and the Seminoles fell 31-27 in a soggy game that initiated Atlanta's Peach Bowl.

The Seminoles had been considered a slight favorite in the game until the teams took the field for the pre-game warmups. At that point, the rain began to fall and it didn't let up until the final minutes of the contest played at Georgia Tech's Grant Field.

Despite the rain, the Seminoles wasted little time getting on the scoreboard. LSU won the toss but the Tigers bobbled the ball on the kickoff and FSU's John Crowe pounced on it at the Tiger 36. Tom Bailey swept around right end on the game's first play from scrimmage and went all the way for the touchdown.

That was the only score of the first period, however, as a heavy rain hampered both teams. In the first period, the Seminoles recovered two more LSU fumbles and intercepted a Tiger pass.

Early in the second quarter Bill Cappleman capped a 75-yard drive with a 21-yard touchdown pass to Bill Gunter that gave the Tribe a 13-0 lead. LSU's first score came midway through the second period on a 39-yard punt return of a stray Bill Cheshire kick. A 32-yard field goal in the waning minutes of the half cut the Seminole lead to 13-10 at intermission.

The Tigers came roaring back in the third quarter and a pair of touchdowns staked them to a 24-13 lead. But the Seminoles were not finished. A fourth-quarter Cappleman-to-Sellers pass brought Florida State within five, and with 6:15 left in the game FSU went on top 27-24 with a Cappleman-Sellers aerial and a two-point conversion pass to Chip Glass. But the Seminole lead was short-lived as LSU drove in for the winning touchdown with 2:39 left in the game. The Tribe's last ditch effort fell short when a fourth down pass intended for Sellers was tipped away in the waning moments, leaving FSU on the short end of a 31-27 score.

**1971 FIESTA BOWL**  
**ARIZONA STATE 45**  
**FLORIDA STATE 38**

TEMPE, Ariz. (Dec. 27, 1971) - In one of the most dazzling offensive shows in bowl history, Arizona State managed to score with 34 seconds remaining in the game to capture the first ever Fiesta Bowl 45-38.

Over 51,000 partisan Arizona State fans crowded into Sun Devil Stadium and Ray Scott was on hand to call the shots over a 140-station TV network. Florida State's initial drive stalled and Arizona State wasted no time in grabbing a 7-0 lead. FSU's Barry Smith brought the kickoff back 49 yards and like lightning Gary Huff and his mates tied the score. Huff's passes put the Tribe at the 1 and from there Paul Magalski got the six points.

Thirty-two points went on the board in the second quarter. The locals drew first blood, but soon a field goal by Frank Fontes moved the Seminoles to within one at 14-13. The momentum seemed to swing to Florida State as it raced 63 yards on a later drive and added a two-point conversion to lead 21-14. With just over two minutes left in the half, ASU's Danny White hit Steve Holden for a 55-yard scoring pass that tied it at 21-21.

At that point the Seminoles proved they had come to play. Huff put on a brilliant passing display, hitting Kent Gaydos for 46 yards to the Sun Devil 10. With time running out, Rhett Dawson snared his second touchdown pass of the day to give the Tribe a 28-21 lead at halftime.

The third quarter was all Arizona State. Holding the ball almost the entire quarter, the Sun Devils put 10 points on the board and led 31-28 heading into the final stanza. Early in that last quarter, Florida State culminated a 75-yard drive with a field goal to tie the game at 31-31. On an exchange of punts, Holden hurt the Seminoles again. This time he returned a Duane Carrell punt 63 yards for a touchdown. Florida State came back to tie the game again as Dawson made a sensational touchdown grab between two defenders with 4:44 left in the contest.

A final ASU drive resulted in a Woody Green score with 34 seconds left to provide the final margin.

Bowden Win #

**184**

Florida State 52, Florida 17  
 1988



**1977 TANGERINE BOWL  
FLORIDA STATE 40  
TEXAS TECH 17**

ORLANDO, Fla. (Dec. 23, 1977) - Florida State, making its first bowl appearance in seven years, demolished Texas Tech, 40-17, in the 32nd Tangerine Bowl.

A record-breaking crowd of 44,502 witnessed almost total domination by the Seminoles, who became the first major college football team in Florida to achieve 10 victories in a single season.

FSU jumped ahead with 5:50 remaining in the opening quarter on a 23-yard Dave Cappelen field goal. It stayed that way until Mike Mock of Texas Tech evened the count with a 24-yarder early in the second quarter. It was a 93-yard kickoff return by Larry Key following the Tech field goal that gave the Seminoles the lead for good.

Later in the same quarter, quarterback Jimmy Jordan found tight end Grady King on a 37-yard scoring pass that boosted the Seminole lead to 16-3 at intermission.

The Seminoles continued to add to their cushion in the third quarter. First Jordan found Mike Shumann with a 40-yard scoring toss. Next Cappelen booted a 22-yard field goal. That made it 27-3.

Tech returned to the board with 7:46 remaining in the quarter on a 44-yard scoring pass to make it 27-9. The count remained that way until Wally Woodham found Roger Overby on a 15-yard scoring toss to increase the Seminole lead with just 3:34 left.

Neither team was through yet, however. Tech came back to score on a 21-yard run by Billy Taylor and with just 48 seconds remaining, FSU completed the scoring on a 44-yard pass from Woodham to Chip Sanders.

**1980 ORANGE BOWL  
OKLAHOMA 24  
FLORIDA STATE 7**

MIAMI, Fla. (Jan. 1, 1980) - Julius Caesar Watts and Heisman Trophy winner Billy Sims each rushed for more than 100 yards and a stingy Sooner defense held Florida State to 182 total yards as Oklahoma defeated Florida State 24-7 in the 46th annual Orange Bowl Classic.

For 17 minutes it appeared Florida State would see its dream of a 12-0 season and possible national championship come true as it took a 7-0 lead on a 1-yard Mike Whiting touchdown run in the first quarter.

FSU had a chance to double its lead just moments later when punter Fred Keeling's kick was blocked by cornerback Bobby Butler and recovered on the Oklahoma 17 by Keith Jones.

After a first down, FSU failed to gain more than two yards on three tries and Rick Stockstill fumbled a snap from center on an attempted field goal try, which resulted in Oklahoma stopping the FSU drive and gaining possession at its 19.

Following a 25-yard pickup by Sims and a sack by James Gilbert, Watts kept the ball on a sweep to the right and ran 61 yards for a score.

Watts' run was a sample of things to come for the Seminoles. Following the kickoff, Jimmy Jordan's first pass was picked off by Bud Herbert, who would intercept



*Top to Bottom:  
Appearing in its first bowl game in six years, the 1977 FSU team made a triumphant return to post-season action with a 40-17 win over Texas Tech in the 1977 Tangerine Bowl. Dave Cappelen hit a pair of field goals in the game for Florida State.*


*The greatest defender in Florida State history, noseguard Ron Simmons led the tough Seminole defense that took FSU to the 1980 and '81 Orange Bowl games.*

*As one of the 'other' receivers for Florida State during the Ron Sellers era, Bill Gunter made his share of pass receptions, including one for a touchdown in the 1968 Peach Bowl game.*



**RECORD BOOK**

*Defensive tackle Isaac Williams was a member of the first class of Seminole players to participate in a bowl game in each of his four seasons at Florida State, from 1982-85.*



*In 1980, linebacker Reggie Herring recorded the second-best single season tackle total in FSU history with 170 as one of the leaders of a dominating Seminole defense.*



three passes on the night, and returned to the Seminole 10. Two plays later, Stanley Wilson got the call from the five and rambled in for the score and a 14-7 Sooner lead.

Fred Keeling made it 17-7 at the half with a 24-yard field goal and the Sooners were on their way to victory.

The remainder of the game was a defensive standoff until Sims took a lateral from Watts and raced 22 yards into the Seminole end zone at the 7:13 mark of the fourth quarter.

For the game, Sims gained 164 yards on 24 carries. Watts tallied 127 yards on 15 attempts. FSU was outgained in the game by a 447-182 margin.

## 1981 ORANGE BOWL OKLAHOMA 18 FLORIDA STATE 17

MIAMI, Fla. (Jan. 1, 1981) - Oklahoma was not supposed to be able to pass. But that's what it took for the Sooners to beat Florida State in the 1981 Orange Bowl. With time running out and the Seminoles leading 17-10, J.C. Watts - a swift quarterback who led a notorious Oklahoma running game - drilled an 11-yard touchdown pass to split end Steve Rhodes with 1:27 remaining.

Going for the win on the conversion, Watts rolled to his right and hit tight end Steve Valora to give the Sooners an 18-17 win over upset-minded Florida State in the 47th annual Orange Bowl Classic.

Six hours earlier, Georgia defeated Notre Dame in the Sugar Bowl to wipe out any aspirations of a Seminole national championship. Ironically, the loss came in the same place (Orange Bowl) where hopes for a second undefeated regular season were erased by the University of Miami, 10-9.

A Florida State fumble recovery and a missed field goal kept Oklahoma off the board for the first quarter and FSU took a 6-0 lead when Ricky Williams capped off a 70-yard touchdown drive with a 1-yard plunge. Bill Capece converted and the Seminoles led by seven.

The score remained the same until OU's Fred Keeling hit a 53-yard field goal with two seconds remaining in the half, as the Sooners moved to within four at 7-3.

Oklahoma took the second half kickoff and marched 78 yards for a touchdown and a 10-7 lead. On second and goal from the FSU four, halfback David Overstreet took a pitchout to the right and scored easily.

On the following series, FSU drove from its own 20 to the Oklahoma 27, only to watch Capece's 44-yard field goal attempt sail to the right. The Seminoles recovered a Watts fumble three plays later, and this time Capece's field goal from 19 yards was good and the Seminoles tied the score at 10.

With 13 minutes left in the game, Keeling dropped back to his own 18 to punt. The snap sailed through his hands and into the end zone where Bobby Butler recovered for a touchdown and a 17-10 Seminole lead.

The teams traded punts and Oklahoma took over on its own 22-yard line trailing by seven with 3:30 on the clock. At this point, Watts abandoned the forte of the Sooner offense - running - and went to the air.

Bowden Win #

**186**

Florida State 31, Louisiana State 21  
1989

Facing a third and nine on the OU 23, Watts hit split end Steve Rhodes with a 42-yard pass to the FSU 35. Ghet Winters hauled in a 14-yard pass to the Florida State 21 for another first down.

After one more first down on a 10-yard scramble by Watts, the senior quarterback found Rhodes in the end zone for the touchdown.

Two completed passes gave Florida State the ball on the Oklahoma 45 with just five seconds remaining. Capece attempted to give Florida State the win with a 62-yard field goal, but the attempt fell six yards short and the Seminoles had lost to the Sooners for the second straight time in the Orange Bowl.

## 1982 GATOR BOWL FLORIDA STATE 31 WEST VIRGINIA 12

JACKSONVILLE, Fla. (Dec. 30, 1982) - Greg Allen rambled for 138 yards and two scores, while surprise starter Blair Williams threw for 202 yards and another touchdown as Florida State upset West Virginia, 31-12, in the 38th annual Gator Bowl Classic.

Allen, who was named MVP for his performance, scored on third quarter runs of 29 and 1 yards to break open a tight game and give the Seminoles a 31-6 lead into the fourth quarter.

The victory lifted the Seminoles to 9-3 on the year and gave FSU Head Coach Bobby Bowden a win in his first encounter against the Mountaineers - the team he coached from 1970-75.

Florida State drew first blood in the game - taking a 3-0 lead on a 20-yard field goal by Philip Hall with 3:30 remaining in the first quarter. After being frustrated by a blocked field goal attempt on the first drive of the game, the Mountaineers came back to tie the game on the second play of the second quarter when All-America Paul Woodside hit a 48-yard field goal.

The Seminoles took the lead for good on the next play. Fielding Woodside's kickoff on the five, Billy Allen started up the middle and then broke to his left - going a Gator Bowl record 95 yards for a touchdown and a 10-3 FSU lead.

West Virginia added a late second-half field goal to cut the lead to 10-6, but Williams led FSU on a 63-yard drive for a touchdown with under one minute to play in the half.

Taking over on its own 27, FSU got 31 yards from Greg Allen on a pair of sweep plays before the Mountaineers were hit with a 21-yard penalty on a pass interference call. With just 15 seconds remaining and the ball on the 27, Williams lofted a pass into the right corner of the end zone, where Dennis McKinnon went high over two WVU defenders to make a spectacular catch and give the Seminoles a 17-6 intermission lead.

The third quarter belonged to Greg Allen. Carrying the ball just five times, the sophomore tailback logged 52 yards - capping both drives with touchdowns.

Florida State's defense, which was in the face of WVU quarterback Jeff Hostetler all night, controlled the final period by limiting the Mountaineers to two possessions.

FSU limited Hostetler to 10 completions in 28 attempts for 118 yards and two interceptions, while the Seminole offense was busy piling up 451 yards of total offense against a WVU defense ranked in the top 10 nationally.




*Top to Bottom:*  
Wide receiver Dennis McKinnon starred in the 1982 Gator Bowl with a spectacular touchdown catch in his final game; he has gone on to enjoy a professional career with the Chicago Bears and Dallas Cowboys.


*The 138 yards and two touchdowns Greg Allen picked up in the 1982 Gator Bowl to earn MVP honors are not even included in his career record totals for rushing yardage and TDs.*

*All-America offensive guard Jamie Dukes opened plenty of holes for Greg Allen and the rest of the FSU running backs as a four-year starter from 1982-85.*





*An unlikely hero, sophomore quarterback Eric Thomas (1) made his first ever start a memorable one by throwing two touchdown passes in the first quarter of the 1983 Peach Bowl.*



*A highly-touted North Carolina rushing attack was limited to only 32 net yards as defensive MVP Alphonso Carreker and his mates dominated UNC in the 1983 Peach Bowl.*

## **1983 PEACH BOWL FLORIDA STATE 28 NORTH CAROLINA 3**

ATLANTA, Ga. (Dec. 28, 1983) - Making his first-ever start at Florida State, Eric Thomas fired a pair of first quarter touchdown passes to lead the Seminoles to a stunning 28-3 win over North Carolina in the 16th Annual Peach Bowl Classic.

Thomas, a third-year sophomore who played sparingly throughout the year, led FSU on two long scoring drives on the Seminoles' first two possessions. On the first drive, Thomas directed a nine-play, 62-yard march from the Florida State 38. The drive ended when Thomas found Weegie Thompson in the right corner of the end zone from 15 yards out for the touchdown.

Following a strong defensive effort that forced a Tar Heel punt after three downs, Thomas took over again. Displaying veteran composure in eluding a UNC blitz, he found Thompson again with an 18-yard score for a 14-0 lead.

The Seminoles stretched their lead to 21-0 before the intermission. Midway through the second quarter, Pete Pantan fell on a fumbled punt return at the UNC 16. Rosie Snipes scored on a 1-yard run and Philip Hall added the conversion for a three touchdown lead at the half.

Turning in its best defensive effort of the season, Florida State held North Carolina to just three points on a 36-yard field goal by Brooks Barwick with 10:22 remaining in the game. Defensive MVP Alphonso Carreker led the Seminoles, who held the outstanding Tar Heel running attack to only 32 net yards. In the game, UNC could manage only 198 yards in total offense.

In the second half, the Seminoles used a ball control offense that accounted for 265 yards on the ground to limit

Bowden Win #

**188**

Florida State 41, Syracuse 10  
1989




# RECORD BOOK



*Top to Bottom:*  
Florida State was unable to get its powerful offense rolling against Georgia in the 1984 Citrus Bowl, despite the efforts of Jamie Dukes (front) and his line mates.

*With a tie in the 1984 Citrus Bowl, FSU preserved its streak of bowl games without a loss, which stands at eight entering the 1990 season.*

*After blocking four punts during the 1984 season and returning three for touchdowns, Joe Wessel made his biggest return with 3:58 left in the Citrus Bowl, scoring after Lenny Chavers' block to give FSU a chance to earn a tie.*



any hopes of a Carolina comeback. Greg Allen and Cletis Jones led FSU's assault, piling up a combined 176 yards on 37 carries.

Florida State scored its last touchdown on a 1-yard run by Thomas after the Seminoles used an 11-play, 88-yard drive to eat up all but 31 seconds of the fourth quarter clock. Thomas' two touchdown passes and running off the option play earned him offensive MVP honors.

## **1984 CITRUS BOWL FLORIDA STATE 17 GEORGIA 17**

ORLANDO, Fla. (Dec. 21, 1984) - By blocking its ninth punt of the season, Florida State scored late in the fourth quarter to escape with a 17-17 tie with Georgia, in front of 51,821 fans in the Florida Citrus Bowl.

Leading 17-9 with 3:58 left, Georgia punter Chip Andrews dropped back to receive the center snap when FSU's Lenny Chavers burst through the middle of the Bulldog line to block the punt. Special team phenomenon Joe Wessel scooped up the loose ball and returned it 14 yards for his fourth touchdown of the season off of a blocked kick.

"I knew I was going to get it," Chavers said. "I went to the referee and told him I was going to do it."

Florida State fell behind 14-0 at the half, and needed the blocked punt to tie the score at 17.

The Bulldogs took control in the second quarter, scoring on runs of 2 and 4 yards by running back Lars Tate, who gained 75 yards and was named Offensive Player of the Game.


Tate's second touchdown was set up when cornerback Kevin Harris picked off an Eric Thomas pass and returned it 18 yards to the FSU 13 with 1:22 remaining in the first

Bowden Win # **189** Florida State 41, Virginia Tech 7  
1989





*Left:  
Freshman  
quarterback  
Chip Ferguson earned  
Most Valuable Player  
honors in the 1985  
Gator Bowl after throwing  
for 338 yards and a pair of  
touchdowns.*



*Right:  
Sammie Smith's 205 yards  
rushing in the 1986 All-  
American Bowl stands as the  
top bowl performance in  
Florida State history.*

half.

Florida State got on track early in the third quarter, as it marched 67 yards with the second half kickoff to set up a 32-yard field goal by Derek Schmidt.

The Seminoles' next score came with 14:12 left in the game when Tony Smith, who finished the day with 68 yards on 10 carries, bolted over from the 1.

Held to 134 yards of total offense by a stingy Florida State defense, Georgia scored its only points of the second half with 12:10 left in the game on a 36-yard field goal by Kevin Butler.

The FSU defense was led by linebacker Henry Taylor and safety Billy Allen, both of whom registered 11 tackles.

While the defense had success stopping the Georgia offensive attack, Florida State's offense sputtered throughout much of the game, gaining only 246 yards of total offense.

Georgia did mount a late scoring threat when it took possession of the ball on the Florida State 46-yard line with 21 seconds left. After two incomplete passes, the Bulldogs lined up to attempt a 70-yard field goal by All-America Kevin Butler. Butler's attempt fell just short as time expired.

## 1985 GATOR BOWL FLORIDA STATE 34 OKLAHOMA STATE 23

JACKSONVILLE, Fla. (Dec. 30, 1985) - Freshman quarterback Chip Ferguson threw for 338 yards and a pair of touchdowns and Tony Smith added 201 yards rushing as Florida State rolled over Oklahoma State 34-23 in the 41st annual Gator Bowl Classic.

FSU, which entered the game minus its top three receivers, fooled Oklahoma State by throwing on 15 of the first 20 plays of the game. Two Derek Schmidt field goals of 23 and 39 yards with a 39-yard touchdown play to Herb Gainer sandwiched in between gave FSU a 13-0 halftime lead.

Oklahoma State got on the scoreboard immediately following the intermission when a Ronnie Williams-directed drive of 63 yards ended in a 33-yard field goal by Brad Dennis.

But Ferguson, who was named the game's MVP, went back to the air, taking the Seminoles 73 yards on the next series and handing off to senior fullback Cletis Jones for a 3-yard touchdown run. An interception by Deion Sanders

immediately gave the ball back to FSU and Ferguson, working from the OSU 36-yard line, used just five plays before hitting Gainer once again on a 19-yard touchdown pass. That sent the score to 27-3 in the Semi-noles' favor.

Oklahoma State didn't give up, with Williams' marching 79 yards on the next series and passing 29 yards to All-America tailback Thurman Thomas for a Cowboy TD. Following a Ferguson fumble, Williams handed off to Thomas, who threw back to the quarterback for a 12-yard TD that closed the score to 27-17.

Early in the fourth quarter, Ferguson scored from 1 yard out to give the Seminoles a 17-point cushion. The Cowboys added a late touchdown on a Williams-to-Hart Lee Dykes 31-yard pass play.

FSU sophomore wide receiver Randy White, who had never caught a pass in college, caught four first-half passes for 87 yards while Gainer, who had caught just five during the regular season, hauled in seven for 148 yards and two TDs. Smith's 201 rushing yards came on just 24 carries, many of them on draw plays that FSU mixed effectively with the pass.

The Seminole defense held the heralded Thomas in check the entire game, holding him to just 97 yards on 26 attempts.

Florida State finished the season with a 9-3-0 record while defending Gator Bowl champion OSU fell to 8-4-0 before a crowd of 79,417.

## 1986 ALL-AMERICAN BOWL FLORIDA STATE 27 INDIANA 13

BIRMINGHAM, Ala. (Dec. 31, 1986) - Tailback Sammie Smith rushed for 205 yards and two touchdowns as Florida State scored a 27-13 win over Indiana in the 10th annual All-American Bowl.

Although Florida State was outgained in total yards and time of possession, Indiana seemed to be its own worst enemy, missing four scoring opportunities inside the FSU 31-yard line. The Hoosiers gained 383 yards to the Seminoles' 342 and held on to the ball almost 15 minutes more than FSU.

The Hoosiers scored first in the game. After driving 60 yards in 13 plays, Pete Stoyanovich kicked a 35-yard field

goal to give his team the 3-0 lead.

FSU turned to Smith, a redshirt freshman. He ran for 28 yards on four carries and caught a pass for seven more as the Seminoles moved down the field. His 4-yard TD run capped the drive. Derek Schmidt's PAT was blocked as FSU took a 6-3 lead.

Indiana's next drive, after covering 46 yards, was stalled when Stoyanovich missed a 47-yard field goal.

Florida State picked up another touchdown before the half when Smith scored on a 9-yard romp. The Seminoles would carry that 13-3 lead into intermission after another Indiana drive stalled with a missed field goal.

FSU made it 20-3 on the first possession of the second half when Smith ran three times for 20 yards and the Holloman brothers did the rest. The drive was sparked by a 36-yard reverse by Darrin, while senior Tanner collected 15 yards, including eight on a touchdown run.

IU came right back on a long drive of its own, but Stoyanovich missed a third time, this one from 49 yards out. The Hoosier defense continued to hold the Seminoles and late in the third period, Indiana made an attempt to get back into the game. First, Tony Buford pulled in a 20-yard pass from Kramme at the FSU 37. Freshman running back Anthony Thompson then gained 17 tough yards on five carries to push the Hoosiers to the FSU 4. Fullback Andre Powell closed the gap to 20-10 with a 2-yard plunge at the 1:19 mark of the quarter.

Following an interception in the opening minutes of the fourth quarter, Indiana drove 56 yards on seven plays and a Stoyanovich 30-yard field goal closed the score to 20-13.

But FSU marched right back behind a handful of carries by Smith that netted 44 yards, and scored on a 10-yard run by Tanner Holloman.

For his performance, Smith was awarded the MVP trophy and the Seminoles finished the season with a 7-4-1 record.

## 1988 FIESTA BOWL FLORIDA STATE 31 NEBRASKA 28

TEMPE, Ariz. (Jan. 1, 1988)—Florida State quarterback Danny McManus hit wide receiver Ronald Lewis on a fourth and 15 touchdown play late in the fourth quarter as FSU bounced back to win the Fiesta Bowl over Nebraska 31-28.

Nebraska struck quickly on this day on a 3-yard run by tailback Keith Jones and a 52-yard punt return by Dana Brinson. At the end of one, Florida State trailed 14-0.

FSU scored 21 points in the second quarter after abandoning the run and turning to the hot hand of McManus, who would be named the game's offensive MVP. When it was over, McManus had broken Fiesta Bowl records for passes attempted (51) and yards (375).


The second quarter was all Garnet and Gold. A Deion Sanders interception of a Steve Taylor pass gave the Seminoles the football at the Husker 40. Six plays later, Herb Gainer snagged the first of his two TDs, this one a 10-yarder.

The Florida State defense continued to tighten. A Paul McGowan fumble recovery after an Eric Williams hit turned the ball back to the offense. Seventy-five yards later, McManus handed off to Dayne Williams for the 1-yard TD

*In one of the most exciting bowl games in FSU history, Ronald Lewis caught a 15-yard touchdown pass from Danny McManus on a fourth down play to give Florida State a come-from-behind win over Nebraska in the 1988 Fiesta Bowl.*



*Quarterback Danny McManus destroyed Fiesta Bowl records for passes attempted and passing yardage to earn offensive MVP honors.*



*The key play in FSU's final touchdown drive was a 43-yard pass completion from McManus to tailback Dexter Carter down the left sideline.*

Bowden Win #

191

Florida State 24, Miami 10  
1989

run.

Florida State scored on its third consecutive possession with just 44 seconds left in the half. McManus connected with Gainer from 25 yards out and the Seminoles enjoyed a 21-14 lead.

The Huskers evened the score at 21-21 when they took the second half kickoff and marched 77 yards behind Taylor, who took it in from the 2. McManus brought his club right back, taking the 24-21 lead on a Derek Schmidt 32-yard field goal. With 40 seconds left in the third period, fullback Tyreese Knox put Nebraska back on top on a 4-yard run.

The fourth period proved to be the culmination of an exciting afternoon for the crowd of 72,112 in Sun Devil Stadium. Nebraska's offense drove the field, using six minutes of clock time as the game wound down. Camped at the Tribe 2 on second and goal, the Huskers were set to deal the final blow. But as Knox got the handoff, the ball popped loose and FSU's Eric Hayes recovered.

With 6:58 left, McManus needed a touchdown for a Florida State win. Starting from his own 3, the senior led his team down to the Nebraska 2—the big play coming on a 43-yard pass to tailback Dexter Carter. A dead ball foul pushed the Seminoles back to the 18 and two plays later, McManus hit fourth and goal from the 15. He took the snap and hit Lewis on the square-in pattern for the winning touchdown.

FSU outgained the powerful Nebraska offense, 457 yards to 384. McManus completed 28 of his 51 attempts for 375 yards and three touchdowns while Taylor completed just seven of 14 for 142 yards. Ten of McManus' passes went to seniors Pat Carter (5-54) and Gainer (5-89) while Lewis and Dexter Carter caught four each.

Florida State finished the season 11-1 and was voted runnerup in both the *Associated Press* and *United Press International* polls to national champion Miami.

## 1989 SUGAR BOWL FLORIDA STATE 13 AUBURN 7

NEW ORLEANS, La. (Jan. 2, 1989)—Sammie Smith rushed for 115 yards on 24 carries and All-America Deion Sanders intercepted a pass in the end zone on the game's final play to lead Florida State to a 13-7 victory over SEC champion Auburn in the 55th annual Sugar Bowl.

The victory, before an ABC national television audience, gave FSU an 11-game win streak and a ranking of third in the final AP and UPI polls. It also marked the seventh consecutive bowl championship for FSU.

Florida State scored 10 points in the first quarter and it would be enough for the Seminole defense, which came into the game less-heralded than its Auburn counterpart. FSU limited the Tigers to 108 yards on the ground and 270 total yards. The Tribe recovered a pair of fumbles and grabbed three interceptions, including Sanders' game-saver.

Smith powered the Florida State offense early with 73 yards in the first half alone. He earned the Miller-Digby Award as the game's Most Valuable Player and became the first back to gain over 100 yards on Auburn's defense in 25 games.

Florida State opened the game with an impressive 12-play, 84-yard drive. Smith gained 50 yards as the Tribe surprised Auburn by running the ball up the middle.

Dayne Williams got the touchdown on a two-yard run at 9:48 of the first quarter.

After a Stan Shiver interception, FSU's Bill Mason added a 35-yard field goal to give the Seminoles a 10-0 lead. Following a fumble recovery on Auburn's next possession, Florida State drove to the Auburn two, where a fake field goal attempt failed.

The next time the Seminoles got the ball, after a Dedrick Dodge interception, FSU capitalized by driving 24 yards in eight plays for a 31-yard Mason field goal.

The teams exchanged punts on their next possessions before Auburn drove for its lone score of the game. The Tigers took the ball on their own 49 and went 51 yards in seven plays for the TD. Slack threw a 20-yard touchdown pass to Walter Reeves to bring Auburn within six at 13-7.

It was as close as Auburn would get. In fact, neither team would score again as defense dominated the second half. Both teams had opportunities, which turnovers killed.

As the fourth period began, FSU was on the Auburn one following a 68-yard, 17-play drive. On third and goal, Chip Ferguson's lateral to Sammie Smith got away and Auburn recovered. The Tigers turned around and drove to the FSU 15-yard line.

On fourth and nine from FSU's 15, Howard Dinkins pressured Auburn QB Slack and he was called for intentional grounding. After a punt by Tim Corlew pinned Auburn at its own four with 3:28, the Tigers put together a last-ditch drive to win the game.

With Slack completing passes to receivers Reeves, Lawyer Tillman and Freddy Weygand, the Tigers converted in fourth down situations three times. But on third and ten from the FSU 22 and five seconds remaining, the Tigers went at FSU's All-American once too often. Sanders picked off Slack's pass in the end zone and one play later Florida State had its first Sugar Bowl victory.



No running back had earned 100 yards on Auburn's defense in 25 games until Sammie Smith picked up 115 on 24 carries in the 1989 Sugar Bowl to garner his second MVP Trophy in three bowl games.

Bowden Win #

192

Florida State 35, South Carolina 10  
1989

## 1990 FIESTA BOWL FLORIDA STATE 41 NEBRASKA 17

TEMPE, AZ. (Jan. 1, 1990) — Peter Tom Willis, the game's offensive Most Valuable Player, threw for five touchdowns and 422 yards to lead the Florida State Seminoles to their second Fiesta Bowl win over the Nebraska Cornhuskers, 41-17.

Scoring ten of their seventeen points in the first half, Nebraska came on strong in the first quarter with a seven-play, 69-yard touchdown drive that put them on top 7-0. Capped by a Gdowski-to-Gregory pass, the drive took only 3:41.

Florida State, seemingly not quite in the game, followed with a drive that ended in a missed 37-yard field goal by Bill Mason. Three plays later, Nebraska fumbled the ball, but the Seminoles could not capitalize on Errol McCorvey's fumble recovery.

With fourth down and two to go, fullback Paul Moore carried over the left side for but one yard. Nebraska had the ball again.

Then when it seemed luck had finally come Florida State's way with a Kevin Grant interception at the Nebraska 37-yard line, the Seminoles again failed to come through. At the top of the second quarter, Richie Andrews' 39-yard field goal attempt missed to the left.

By that time, the Florida State defense had had enough. The Seminoles allowed the Cornhuskers only 10 more points while stacking up 41 of their own.

In the second quarter, Willis completed 12 of 14 passes for 210 yards and three touchdowns to give the Seminoles a 21-10 halftime lead. The first began with an Odell Haggins' fumble recovery on the Nebraska 37-yard line. Two plays later, Willis' pass to Terry Anthony opened the floodgates for Florida State, and the score was knotted at seven.

Nebraska followed with a 62-yard kick return and a 39-yard field goal to give them the lead, 10-7.

Sixteen plays later—after a Florida State missed fourth down conversion and a Nebraska missed field goal—the Seminoles took the lead for good on a five-yard touchdown pass from Willis to Reggie Johnson.

Then with 24 seconds left in the first half, Willis struck gold again with a 10-yard pass to Dexter Carter. At halftime, Florida State was up 21-10.


Florida State continued the flood in the third quarter. Willis' passing and spectacular catching by the FSU receivers—Anthony caught six passes for 88 yards, Ronald Lewis had five for 106 yards and Lawrence Dawsey had four for 66—helped the Seminoles to three third-quarter touchdowns and a 41-10 lead.

After Paul Moore scored on a one-yard run, Willis connected with Reggie Johnson for the second time, this one for eight yards. Next came a 24-yard pass to Anthony to give the Seminoles their sixth touchdown of the game.


Nebraska's last hurrah came with just over one minute left in the game. On a two-yard scramble by quarterback Mickey Joseph, the Cornhuskers made the final score 41-17.

The win was Florida State's 10th straight after a 0-2 start to the 1990 season. FSU finished with its third straight Top Three ranking as the Seminoles were voted to the number three spot in the Associated Press poll and the number two spot by United Press International.

As a first-year freshman, Shannon Baker came up big in the 1990 Fiesta Bowl with a 44-yard reception and a lateral pass on a kickoff which resulted in a 38-yard return.



Peter Tom Willis capped off a spectacular senior season by breaking the Fiesta Bowl and FSU records Danny McManus had established two years prior for total offense (414) and passing yardage (422).




Another first-year player, John Davis, put an exclamation point on the Seminoles' Fiesta Bowl victory with this punt block to set up a third-quarter touchdown.

# RECORD BOOK

Bowden Win # **193** Florida State 57, Memphis State 20  
1989



## FSU BOWL RECORDS



*Defense dominated FSU's 1989 Sugar Bowl game with Auburn as the Seminoles scored only 13 points, the third lowest bowl point total in Florida State history and the lowest mark in a victory.*

### Individual

#### TOTAL OFFENSE

- Most Plays** - 61, Kim Hammond vs. Penn State, 1967 Gator Bowl
- Most Yards Total Offense** - 414, Peter Tom Willis vs. Nebraska, 1990 Fiesta Bowl
- Most Touchdowns Responsible For** - 5, Steve Tensi vs. Oklahoma, 1965 Gator Bowl; Peter Tom Willis vs. Nebraska, 1990 Fiesta Bowl

#### RUSHING

- Most Rushes** - 27, Phil Spooner vs. Oklahoma, 1965 Gator Bowl
- Most Yards Gained** - 205, Sammie Smith vs. Indiana, 1986 All-American Bowl
- Most TDs Rushing** - 2, Greg Allen vs. West Virginia, 1982 Gator Bowl; Sammie Smith and Tanner Holloman vs. Indiana, 1986 All-American Bowl; Dayne Williams, 1988 Fiesta Bowl
- Longest Rush** - 65, Dennis McKinnon vs. West Virginia 1982 Gator Bowl
- Highest Average Per Rush** - 8.4, (24-202), Tony Smith vs. Oklahoma State, 1985 Gator Bowl

#### PASSING

- Most Passes Attempted** - 53, Kim Hammond vs. Penn State, 1967 Gator Bowl
- Most Passes Completed** - 37, Kim Hammond vs. Penn State, 1967 Gator Bowl
- Most Passes Had Intercepted** - 4, Kim Hammond vs. Penn State, 1967 Gator Bowl; Steve Tensi vs. Oklahoma, 1965 Gator Bowl
- Most Yards Gained** - 422, Peter Tom Willis vs. Nebraska, 1990 Fiesta Bowl
- Most Touchdown Passes** - 5, Steve Tensi vs. Oklahoma, 1965 Gator Bowl; Peter Tom Willis vs. Nebraska, 1990 Fiesta Bowl
- Longest Pass** - 46, Kent Gaydos from Gary Huff vs. Arizona State, 1971 Fiesta Bowl

#### RECEIVING

- Most Passes Caught** - 14, Ron Sellers vs. Penn State, 1967 Gator Bowl
- Most Yards Gained** - 192, Fred Biletnikoff vs. Oklahoma, 1965 Gator Bowl
- Most TD Passes Caught** - 4, Fred Biletnikoff vs. Oklahoma, 1965 Gator Bowl

#### PUNTING

- Most Punts** - 9, Rohn Stark vs. Oklahoma, 1980 Orange Bowl; Bill Cheshire vs. LSU, 1968 Peach Bowl
- Highest Average** - 47.5, Louis Berry vs. Oklahoma State, 1985 Gator Bowl
- Most Yards on Punts** - 380, Rohn Stark vs. Oklahoma, 1980 Orange Bowl
- Longest Punt** - 70, Rohn Stark vs. Oklahoma, 1980 Orange Bowl

#### PUNT RETURNS

- Most Punt Returns** - 5, Jessie Hester vs. North Carolina, 1983 Peach Bowl
- Most Yards on Punt Returns** - 73, Billy Graham vs. Texas Western, 1955 Sun Bowl
- Longest Punt Return** - 35, Lenny Chavers vs. Georgia, 1984 Citrus Bowl

#### KICKOFF RETURNS

- Most Kickoff Returns** - 5, Barry Smith vs. Arizona State, 1971 Fiesta Bowl
- Most Yards on Kickoff Returns** - 143, Barry Smith vs. Arizona State, 1971 Fiesta Bowl
- Most TDs on Kickoff Returns** - 1, Billy Allen vs. West Virginia, 1982 Gator Bowl; Larry Key vs. Texas Tech, 1977 Tangerine Bowl
- Longest Kickoff Return** - 95, Billy Allen vs. West Virginia, 1982 Gator Bowl (TD)



## INTERCEPTIONS

- Most Passes Intercepted** - 2, Brian McCrary vs. West Virginia, 1982 Gator Bowl  
**Most Yards on Interceptions** - 69, Howard Ehler vs. Oklahoma, 1965 Gator Bowl  
**Longest Interception Return** - 69, Howard Ehler vs. Oklahoma, 1965 Gator Bowl

## SCORING

- Most Points** - 24, Fred Biletnikoff vs. Oklahoma, 1965 Gator Bowl  
**Most Touchdowns** - 4, Fred Biletnikoff vs. Oklahoma, 1965 Gator Bowl  
**Most PATs Attempted** - 6, Richie Andrews vs. Nebraska, 1990 Fiesta Bowl  
**Most PATs Made** - 5, Richie Andrews vs. Nebraska, 1990 Fiesta Bowl  
**Most Points Kicking** - 12, Frank Fontes vs. Arizona State, 1971 Fiesta Bowl

## FIELD GOALS

- Most Field Goals Attempted** - 4, Bill Capece vs. Oklahoma, 1981 Orange Bowl  
**Most Field Goals Made** - 3, Frank Fontes vs. Arizona State, 1971 Fiesta Bowl  
**Longest Field Goal Made** - 42, Frank Fontes vs. Arizona State, 1971 Fiesta Bowl

## Team - SINGLE-GAME OFFENSE

### TOTAL OFFENSE

- Most Yards Gained** - 569 vs. Oklahoma State, 1985 Gator Bowl  
**Most Yards Gained, Both Teams** - 938 vs. Oklahoma State, 1985 Gator Bowl  
**Greatest Margin of Victory** - 25 vs. North Carolina, 1983 Peach Bowl  
**Greatest Margin of Defeat** - 27 vs. Texas Western, 1955 Sun Bowl  
**Most Touchdowns** - 6 vs. Nebraska, 1990 Fiesta Bowl  
**Most PATs Made** - 5 vs. Nebraska, 1990 Fiesta Bowl  
**Most Field Goals Made** - 3 vs. Arizona State, 1971 Fiesta Bowl

### RUSHING

- Most Yards Gained** - 364 vs. North Carolina, 1983 Peach Bowl  
**Most Yards Gained, Both Teams** - 562 vs. North Carolina, 1983 Peach Bowl  
**Most Touchdowns** - 4 vs. Indiana, 1986 All-American Bowl

### PASSING

- Most Passes Attempted** - 55 vs. Penn State, 1967 Gator Bowl  
**Most Passes Completed** - 38 vs. Penn State, 1967 Gator Bowl  
**Most Passes Intercepted** - 4 vs. Penn State, 1967 Gator Bowl; vs. Oklahoma, 1965 Gator Bowl

- Most Yards Gained** - 455 vs. Texas Tech, 1977 Tangerine Bowl

- Most Yards Gained, Both Teams** - 734 vs. Texas Tech, 1977 Tangerine Bowl

- Touchdown Passes** - 5, vs. Oklahoma, 1965 Gator Bowl and vs. Nebraska, 1990 Fiesta Bowl

## PUNTING

- Most Punts** - 9 vs. Oklahoma, 1980 Orange Bowl; vs. LSU, 1968 Peach Bowl; vs. Wyoming, 1966 Sun Bowl  
**Most Punts, Both Teams** - 17 vs. Wyoming, 1966 Sun Bowl  
**Highest Average** - 47.5 vs. Oklahoma State, 1985 Gator Bowl

## PUNT RETURNS

- Most Punt Returns** - 5 vs. North Carolina, 1983 Peach Bowl; vs. Penn State, 1967 Gator Bowl  
**Most Yards Gained** - 62 vs. Georgia, 1984 Citrus Bowl

## KICKOFF RETURNS

- Most Kickoff Returns** - 8, vs. Arizona State, 1971 Fiesta Bowl; vs. Texas Western, 1955 Sun Bowl  
**Most Yards Gained** - 184 vs. Arizona State, 1971 Fiesta Bowl


## FIRST DOWNS


- Most First Downs** - 31 vs. Oklahoma State, 1985 Gator Bowl  
**Most First Downs, Both Teams** - 54 vs. Oklahoma State, 1985 Gator Bowl  
**Most Rushing First Downs** - 21 vs. Oklahoma, 1980 Orange Bowl  
**Most Passing First Downs** - 19 vs. Oklahoma State, 1985 Gator Bowl; vs. Nebraska, 1988 Fiesta Bowl

## FUMBLES

- Most Fumbles Lost** - 2 vs. Oklahoma State, 1985 Gator Bowl; vs. Texas Tech, 1977 Tangerine Bowl; vs. Wyoming, 1966 Sun Bowl; vs. Oklahoma, 1965 Gator Bowl; vs. Oklahoma State, 1958 Bluegrass Bowl; vs. Texas Western, 1955 Sun Bowl  
**Most Fumbles Lost, Both Teams** - 5 vs. Oklahoma, 1981 Orange Bowl


*Deion Sanders was one of the top bowl performers in Florida State history. In addition to 14 career interceptions in regular season games, the flashy cornerback picked off three passes in bowl contests, including a game-saver against Auburn in his final game.*





*FSU's all-time leading scorer, Derek Schmidt, also kicked in four bowl games for the Seminoles in his career.*

*Following the 1965 Gator Bowl contest in which he established FSU bowl records for yards gained receiving (192) and touchdown passes caught (4), Fred Biletnikoff (25) signed a professional contract on the field.*



## SINGLE-GAME DEFENSE

### FIRST DOWNS

Fewest First Downs Allowed - 6, Wofford, 1950 Cigar Bowl

### TOTAL DEFENSE

Fewest Yards - 139, Wofford, 1950 Cigar Bowl  
Most Yards - 450, Arizona State, 1971 Fiesta Bowl

### RUSHING DEFENSE

Fewest Yards Rushing - 32, North Carolina, 1983 Peach Bowl  
Most Yards Rushing - 411, Oklahoma, 1980 Orange Bowl

### PASS DEFENSE




Fewest Passes Attempted - 4, Oklahoma, 1980 Orange Bowl  
Fewest Passes Completed - 2, Oklahoma, 1980 Orange Bowl  
Fewest Yards Passing - 36, Oklahoma, 1980 Orange Bowl  
Most Yards Passing - 279, Texas Tech, 1977 Tangerine Bowl  
Most Passes Intercepted - 3, Penn State, 1967 Gator Bowl; Auburn, 1989 Sugar Bowl

Bowden Win #

**196**

Florida State  
1990







SEPTEMBER

- 4 EAST CAROLINA 7:00 p.m.
- 11 GEORGIA SOUTHERN  
in Raleigh, N.C. 7:00 p.m.
- 18 TAMU 8:00 p.m.
- 26 VIRGINIA TECH 7:00 p.m.

OCTOBER

- 4 at Miami 7:00 p.m.
- 20 at Auburn 7:30 p.m.
- 27 LOUISIANA STATE 7:00 p.m.



NOVEMBER

- 3 at South Carolina 7:00 p.m.
- 10 CINCINNATI  
at Homecoming 7:00 p.m.
- 17 Memphis State  
in Orlando 7:00 p.m.

DECEMBER

- 1 FLORIDA 8:00 p.m.

All Times Eastern

All Game Times and Date Subject to Change