

RECORD BOOK



INDIVIDUAL RECORDS

Ted Cline

1954-55

1955-56

1956-57

1957-58

1958-59

1959-60

1960-61

1961-62

1962-63

1963-64

1964-65

1965-66

1966-67

1967-68

1968-69

1969-70

1970-71

1971-72

1972-73

WORLD RECORDS

1954-55

1955-56

1956-57

1957-58

1958-59

1959-60

1960-61

1961-62

1962-63

1963-64

1964-65

1965-66

1966-67

1967-68

1968-69

1969-70

1970-71

1971-72

1972-73

1973-74

1974-75

1975-76

1976-77

1977-78

1978-79

1979-80

1980-81

1981-82

1982-83

1983-84

1984-85

1985-86

1986-87

1987-88

1988-89

1989-90

1990-91

1991-92

1992-93

1993-94

1994-95

1995-96

1996-97

1997-98

1998-99

1999-00

2000-01

2001-02

2002-03

2003-04

2004-05

2005-06

2006-07

2007-08

2008-09

2009-10

2010-11

2011-12

2012-13

2013-14

2014-15

2015-16

2016-17

2017-18

2018-19

2019-20

2020-21

2021-22

2022-23

2023-24

2024-25

2025-26

2026-27

2027-28

2028-29

2029-30

2030-31

2031-32

2032-33

2033-34

2034-35

2035-36

2036-37

2037-38

2038-39

2039-40

2040-41

2041-42

2042-43

2043-44

2044-45

2045-46

2046-47

2047-48

2048-49

2049-50

2050-51

2051-52

2052-53

2053-54

2054-55

2055-56

2056-57

2057-58

2058-59

2059-60

2060-61

2061-62

2062-63

2063-64

2064-65

2065-66

2066-67

2067-68

2068-69

2069-70

2070-71

2071-72

2072-73

2073-74

2074-75

2075-76

2076-77

2077-78

2078-79

2079-80

2080-81

2081-82

2082-83

2083-84

2084-85

2085-86

2086-87

2087-88

2088-89

2089-90

2090-91

2091-92

2092-93

2093-94

2094-95

2095-96

2096-97

2097-98

2098-99

2099-00

2100-01

2101-02

2102-03

2103-04

2104-05

2105-06

2106-07

2107-08

2108-09

2109-10

2110-11

2111-12

2112-13

2113-14

2114-15

2115-16

2116-17

2117-18

2118-19

2119-20

2120-21

2121-22

2122-23

2123-24

2124-25

2125-26

2126-27

2127-28

2128-29

2129-30

2130-31

2131-32

2132-33

2133-34

2134-35

2135-36

2136-37

2137-38

2138-39

2139-40

2140-41

2141-42

2142-43

2143-44

2144-45

2145-46

2146-47

2147-48

2148-49

2149-50

2150-51

2151-52

2152-53

2153-54

2154-55

2155-56

2156-57

2157-58

2158-59

2159-60

2160-61

2161-62

2162-63

2163-64

2164-65

2165-66

2166-67

2167-68

2168-69

2169-70

2170-71

2171-72

2172-73

2173-74

2174-75

2175-76

2176-77

2177-78

2178-79

2179-80

2180-81

2181-82

2182-83

2183-84

2184-85

2185-86

2186-87

2187-88

2188-89

2189-90

2190-91

2191-92

2192-93

2193-94

2194-95

2195-96

2196-97

2197-98

2198-99

2199-00

2200-01

2201-02

2202-03

2203-04

2204-05

2205-06

2206-07

2207-08

2208-09

2209-10

2210-11

2211-12

2212-13

2213-14

2214-15

2215-16

2216-17

2217-18

2218-19

2219-20

2220-21

2221-22

2222-23

2223-24

2224-25

2225-26

2226-27

The Record Book

Individual Records	137
Team Records	141
Year-By-Year Records & Coaches Records	144
Season Leaders	146
Career Leaders	148
Best Single-Game Performances	150
Longest Plays	151
The Last Time It Happened ...	153
Team Season Records	154
Record Against All Opponents	156
Best Performances By Opponents	157
Coaches & Captains	158
Homecoming Games & Special Awards	159
TV Time	160
Seminoles on TV	161
All-Time Lettermen	162
All-South Independent	166
Florida State All-Americans	167
Seminoles in the Pros	168
All-Time NFL List	169
Seminole Award Winners	171
FSU & The Weekly AP Rankings	174
Year-By-Year Record	176
Bowl Games in Review	181
FSU Bowl Records	191

INDIVIDUAL RECORDS

(BowI games not included)
*NCAA Record **NCAA Freshman Record

Total Offense

MOST PLAYS

Game - 61, Gary Huff vs. Houston,
Nov. 4, 1972
Season - 429, Gary Huff, 1972
Career - 921, Gary Huff, 1970-72

MOST YARDS GAINED

Game - 490, Bill Cappleman vs. Memphis
State, Nov. 15, 1969
Season - 3,004, Peter Tom Willis, 1989
Career - 6,086, Gary Huff, 1970-72

MOST TOUCHDOWNS RESPONSIBLE FOR

Game - 6, Gary Huff vs. South Carolina, Oct.
23, 1971 and Peter Tom Willis vs.
Memphis State, Nov. 18, 1989
Season - 26, Gary Huff, 1972 and Bill
Cappleman, 1968
Career - 54, Gary Huff, 1970-72

Rushing

MOST RUSHES

Game - 33, Greg Allen vs. East Carolina,
Sept. 3, 1983
Season - 239, Larry Key, 1977
Career - 625, Larry Key, 1974-77

MOST YARDS GAINED

**Game - 322, Greg Allen vs. Western
Carolina, Oct. 31, 1981
Season - 1,230, Sammie Smith, 1987
Career - 3,769, Greg Allen, 1981-84

MOST YARDS GAINED (SEASON)

By a Freshman - 888, Greg Allen, 1981
By a Sophomore - 1,230, Sammie Smith,
1987
By a Junior - 1,134, Greg Allen, 1983
By a Senior - 1,117, Larry Key, 1977

MOST GAMES GAINING 100 YARDS

Season - 7, Sammie Smith, 1987
Career - 16, Greg Allen, 1981-84

CONSECUTIVE 100-YARD GAMES

Career - 4, Sammie Smith, 1987

MOST GAMES GAINING 200 YARDS

Season - 2, Greg Allen, 1981
Career - 4, Greg Allen, 1981-84

MOST GAMES GAINING 300 YARDS

Season - 1, Greg Allen, 1981
Career - 1, Greg Allen, 1981

HIGHEST AVERAGE PER RUSH

Game (Min. 10 atts.) - 14.1 (15-212), Victor
Floyd vs. South Carolina, Nov. 9, 1985;
(Min. 20 atts.) - 10.1 (22-223), Greg
Allen vs. Arizona State, Nov. 4, 1984
Season (Min. 100 atts.) - 7.3 (133-971),
Greg Allen, 1984
Career (Min. 200 atts.) - 6.2, Sammie Smith,
1985-88

MOST TOUCHDOWNS RUSHING

Game - 4, Greg Allen vs. South Carolina,
Nov. 6, 1982; vs. Louisville, Nov. 13,
1982
Season - 20, Greg Allen, 1982
Career - 44, Greg Allen, 1981-84

LONGEST RUSH

Game - 97, Larry Key vs. Virginia Tech,
Nov. 11, 1976

MOST ALL-PURPOSE YARDAGE

*Game - 417, Greg Allen vs. Western
Carolina, Oct. 31, 1981
Season - 1,605, Greg Allen, 1982
Career - 4,996, Greg Allen, 1981-84

Passing

HIGHEST PASSING EFFICIENCY RATING

Season (Min. 10 atts./game) - 153.0, Chip
Ferguson, 1988
Career (Min. 15 cmp./game) - 148.5, Peter
Tom Willis, 1986-89



Current Miami Dolphins star Sammie Smith owns the FSU record for most yards gained in a single season with his mark of 1,230 in 1987.



Although more former Seminoles have been signed by the Tampa Bay Buccaneers than any other team, the club has only drafted five FSU players, including their number two draft choice of last season, Lawrence Dawsey. The remaining seven inked with the Buccaneers as free agents or went there after getting cut by other clubs.

SEMINOLES IN THE PROS (by NFL team)

Buccaneers	12
Cowboys	9
Giants	9
Broncos	7
Chargers	6
Seahawks	6
49ers	6
Falcons	5
Colts	5
Patriots	5
Vikings	5
Lions	5
Dolphins	5
Browns	4
Cardinals	4
Steelers	4
Bills	4
Rams	4
Packers	4
Eagles	3
Chiefs	3
Raiders	3
Jets	3
Bears	3
Saints	3
Oilers	2
Redskins	1

MOST PASSES ATTEMPTED

Game - 58, Gary Huff vs. Florida, Oct. 7, 1972

Season - 385, Gary Huff, 1972

Career - 796, Gary Huff, 1970-72

MOST PASSES COMPLETED

Game - 31, Bill Cappleman vs. Memphis State, Nov. 15, 1969

Season - 211, Peter Tom Willis, 1989

Career - 436, Gary Huff, 1970-72

HIGHEST COMPLETION PERCENTAGE

Game (Min. 15 atts.) - 85.0 (17-20), Peter Tom Willis vs. South Carolina, Nov. 5, 1988

Season (Min. 100 atts.) - 66.9 (109-163), Brad Johnson, 1990

Career (Min. 300 atts.) - 60.8 (304-500), Peter Tom Willis, 1986-89

MOST PASSES INTERCEPTED

Game - 5, Bill Cappleman vs. Virginia Tech, Nov. 2, 1968

Season - 23, Gary Huff, 1972

Career - 42, Gary Huff, 1970-72

LOWEST INTERCEPTION PERCENTAGE

Season (Min. 100 atts.) - 1.65 (2-121), Steve Tensi, 1962

Career (Min. 300 atts.) - 3.20 (16-500), Peter Tom Willis, 1986-89

MOST YARDS GAINED

Game - 508, Bill Cappleman vs. Memphis State, Nov. 15, 1969

Season - 3,124, Peter Tom Willis, 1989

Career - 6,378, Gary Huff, 1970-72

MOST 200-YARD GAMES

Season - 9, Gary Huff, 1972 and Peter Tom Willis, 1989

Career - 15, Gary Huff, 1970-72

CONSECUTIVE 200-YARD GAMES

Career - 11, Gary Huff, 1971-72

MOST 300-YARD GAMES

Season - 6, Peter Tom Willis, 1989

Career - 6, Peter Tom Willis, 1986-89

CONSECUTIVE 300-YARD GAMES

Season - 3, Peter Tom Willis, 1989

Career - 3, Kim Hammond, 1967 and Peter Tom Willis, 1989

MOST YARDS PER ATTEMPT

Game (Min. 15 atts.) - 15.5 (482-31), Peter Tom Willis vs. Memphis State, Nov. 18, 1989

Season (Min. 100 atts.) - 9.0 (3,124-346), Peter Tom Willis, 1989

Career (Min. 300 atts.) - 8.6 (4,291-500), Peter Tom Willis, 1989

MOST YARDS PER COMPLETION

Game (Min. 15 atts.) - 25.0 (325-13), Casey Weldon vs. Florida, Dec. 1, 1990

Season (Min. 100 atts.) - 15.6 (1,218-78), Eric Thomas, 1984

Career (Min. 300 atts.) - 14.6 (6,378-436), Gary Huff, 1970-72

MOST TOUCHDOWN PASSES

Game - 6, Peter Tom Willis vs. Memphis State, Nov. 18, 1989

Season - 25, Bill Cappleman, 1968 and Gary Huff, 1972

Career - 52, Gary Huff, 1970-72

CONSECUTIVE GAMES WITH A TOUCHDOWN PASS

Career - 13, Gary Huff, 1971-72

LONGEST PASS

Game - 96, Kurt Unglaub from Jimmy Jordan vs. Virginia Tech, Nov. 20, 1976

Receiving

MOST PASSES CAUGHT

Game - 16, Ron Sellers vs. South Carolina, Oct. 26, 1968

Season - 86, Ron Sellers, 1968

Career - 212, Ron Sellers, 1966-68

CONSECUTIVE GAMES CATCHING A PASS

Career - 30, Ron Sellers, 1966-68 and Lawrence Dawsey, 1988-90

MOST YARDS GAINED

Game - 260, Ron Sellers vs. Wake Forest, Nov. 23, 1968

Season - 1,496, Ron Sellers, 1968

Career - 3,598, Ron Sellers, 1966-68

HIGHEST AVERAGE PER RECEPTION

Game (Min. 5 rec.) - 34.6 (173-5), Ron Sellers vs. Maryland, Sept. 21, 1968

Season (Min. 30 rec.) - 21.7 (738-34), Hassan Jones, 1985

Career (Min. 70 rec.) - 20.1 (2,392-119), Barry Smith, 1970-72

MOST TD PASSES CAUGHT

Game - 5, Ron Sellers vs. Wake Forest, Nov. 23, 1968

Season - 13, Barry Smith, 1972

Career - 25, Barry Smith, 1970-72

YARDS GAINED PER GAME

Season - 149.6, Ron Sellers, 1968

Career - 119.9, Ron Sellers, 1966-68

MOST 100-YARD RECEIVING GAMES

Season - 8, Barry Smith, 1972
Career - 18, Ron Sellers, 1966-68

MOST 200-YARD RECEIVING GAMES

Season - 4, Ron Sellers, 1968
Career - 5, Ron Sellers, 1966-68

Scoring

MOST POINTS

Game - 30, Ron Sellers vs. Wake Forest, Nov. 23, 1968
Season - 126, Greg Allen, 1982
*Career - 393, Derek Schmidt, 1984-87

MOST TOUCHDOWNS

Game - 5, Ron Sellers vs. Wake Forest, Nov. 23, 1968
Season - 21, Greg Allen, 1982
Career - 46, Greg Allen, 1981-84

MOST PAT ATTEMPTED

Game - 10, Derek Schmidt vs. Tulsa, Oct. 19, 1985 and vs. Tulane, Oct. 31, 1987;
Richie Andrews vs. Cincinnati, Nov. 10, 1990
Season - 58, Richie Andrews, 1988
Career - 178, Derek Schmidt, 1984-87

MOST PAT MADE

Game - 10, Derek Schmidt vs. Tulsa, Oct. 19, 1985 and vs. Tulane, Oct. 31, 1987;
Richie Andrews vs. Cincinnati, Nov. 10, 1990
Season - 57, Richie Andrews, 1988
Career - 174, Derek Schmidt, 1984-87

HIGHEST PERCENTAGE OF PAT MADE

Season (Min. 25 att.) - 100.0 (38-38), Bill Capece, 1980; Derek Schmidt (42-42), 1984 and (44-44), 1985
Career (Min. 100 att.) - 97.8 (174-178), Derek Schmidt, 1984-87

CONSECUTIVE PAT MADE

Career - 108, Derek Schmidt, 1984-86

MOST POINTS KICKING

Game - 18, Bill Capece vs. Pittsburgh, Oct. 11, 1980
Season - 116, Derek Schmidt, 1987
*Career - 393, Derek Schmidt, 1984-87

Punting

MOST PUNTS

Game - 12, Joe Downey vs. Houston, Nov. 3, 1973; Bill Cheshire vs. Florida, Sept. 28, 1968

Season - 81, Joe Downey, 1973
Career - 244, Rohn Stark, 1978-81

HIGHEST AVERAGE

Game (Min. 5 punts) - 54.8 (329-6), Rohn Stark vs. Florida, Nov. 28, 1981
Season (Min. 30 punts) - 46.0 (2,941-64), Rohn Stark, 1981
Career (Min. 100 punts) - 42.7 (10,418-244), Rohn Stark, 1978-81

MOST YARDS ON PUNTS

Game - 465, Joe Downey vs. Houston, Nov. 3, 1973
Season - 3,092, Joe Downey, 1973
Career - 10,418, Rohn Stark, 1978-81

LONGEST PUNT

Game - 84, Tommy Brown vs. Tampa, 1950

Punt Returns

MOST PUNT RETURNS

Game - 10, David Snell vs. South Carolina, Oct. 24, 1970
Season - 40, David Snell, 1970
Career - 126, Deion Sanders, 1985-88

MOST YARDS ON PUNT RETURNS

Game - 137, Bobby Jackson vs. Virginia Tech, Nov. 16, 1974
Season - 503, Deion Sanders, 1988
Career - 1,429, Deion Sanders, 1985-88

HIGHEST AVERAGE PER PUNT RETURN

Game (Min. 3) - 45.7 (137-3), Bobby Jackson vs. Virginia Tech, Nov. 16, 1974
Season (Min. 10) - 20.1 (241-12), Phil Abraira, 1969
Career (Min. 25) - 14.4 (663-46), Terrell Buckley, 1989-

MOST TDs ON PUNT RETURNS

Game - 2, Joe Wessel vs. Arizona State, Nov. 3, 1984
Season - 3, Joe Wessel, 1984
Career - 3, Joe Wessel, 1981-84; Deion Sanders, 1985-88; Terrell Buckley, 1989-

LONGEST PUNT RETURN

Game - 92, Phil Abraira vs. North Carolina, Nov. 22, 1969

Kickoff Returns

MOST KICKOFF RETURNS

Game - 6, Larry Key vs. Miami, Sept. 24, 1977 and vs. Miami, Sept. 18, 1976; Joe Goldsmith vs. Mississippi State, Oct. 13, 1973; Billy Allen vs. East Carolina, 1983
Season - 29, Joe Goldsmith, 1973
Career - 73, Keith Ross, 1985-88



In his career with the Tribe, Buddy Reynolds was a promising football player. In 1954, Reynolds gained 134 yards, although he ran only 16 times that season. Sixty-two of those yards came on three rushes against Auburn, including 54 on one carry. He scored a pair of touchdowns while averaging 8.3 yards per carry. He also caught four passes for 76 yards in his only season of action.

MOST YARDS ON KICKOFF RETURNS

Game - 184, Leon Bright vs. Virginia Tech, Nov. 16, 1974
 Season - 583, Keith Ross, 1986
 Career - 1,703, Keith Ross, 1985-88

HIGHEST AVERAGE PER KICKOFF RETURN

Game (Min. 3) - 46.0 (184-4), Leon Bright vs. Virginia Tech, Nov. 16, 1974
 Season (Min. 10) - 27.5 (358-13), Bill Odom, 1955
 Career (Min. 35) - 24.1 (1,278-53), Keith Ross, 1985-87

MOST TDs ON KICKOFF RETURNS

Game - 1, 10 players, latest Dexter Carter, Miami, Nov. 1, 1986
 Season - 1, 10 players, latest Dexter Carter, Miami, Nov. 1, 1986
 Career - 2, Eddie McMillan, 1970-72; T.K. Wetherell, 1964-66

LONGEST KICKOFF RETURN

Game - 100, Leon Bright vs. Virginia Tech, Nov. 16, 1974; Bill Moremen/T.K. Wetherell vs. Kentucky, Oct. 9, 1965; Keith Ross/Dexter Carter vs. Miami, Nov. 1, 1986

Field Goals

MOST FIELD GOALS ATTEMPTED

Game - 8, Frank Fontes vs. Wake Forest, Sept. 26, 1970
 Season - 31, Derek Schmidt, 1987
 Career - 104, Derek Schmidt, 1984-87

MOST FIELD GOALS MADE

Game - 5, Bill Capece vs. Pittsburgh, Oct. 11, 1980
 Season - 23, Derek Schmidt, 1987
 Career - 73, Derek Schmidt, 1984-87

HIGHEST PERCENTAGE OF FIELD GOALS MADE

Season (Min. 15 atts.) - 74.2 (23-31), Derek Schmidt, 1987
 Career (Min. 50 atts.) - 70.2 (73-104), Derek Schmidt, 1984-87

LONGEST FIELD GOAL MADE

Game - 54, Derek Schmidt vs. Miami, Sept. 22, 1984

Blocked Kicks

MOST BLOCKED KICKS

Game - 2, Joe Wessel vs. Temple, Sept. 29, 1984; J.T. Thomas vs. Louisville, Sept. 12, 1970
 Season - 5, Joe Wessel, 1984
 Career - 7, Bobby Butler, 1977-80

MOST BLOCKED PUNTS

Game - 2, Ron Hester vs. Boston College, 1980; Kelvin Smith vs. Southern Miss, 1987
 Season - 4, Joe Wessel, 1984
 Career - 5, Bobby Butler, 1977-80

MOST BLOCKED FIELD GOALS

Game - 2, J.T. Thomas vs. Louisville, Sept. 12, 1970
 Season - 2, J.T. Thomas, 1970
 Career - 2, Alphonso Carreker, 1980-83; J.T. Thomas, 1969-71

MOST TDs SCORED OFF BLOCKED KICKS

Game - 2, Joe Wessel vs. Arizona State, Nov. 3, 1984
 Season - 3, Joe Wessel, 1984
 Career - 3, Joe Wessel, 1981-84

MOST TDs SCORED OFF BLOCKED PUNTS

Game - 2, Joe Wessel vs. Arizona State, Nov. 3, 1984
 Season - 3, Joe Wessel, 1984
 Career - 3, Joe Wessel, 1981-84

MOST TDs SCORED OFF BLOCKED FIELD GOALS

Game - 1, many players, latest Eric Riley vs. Temple, Sept. 29, 1984
 Season - 1, many players, latest Eric Riley, 1984
 Career - 1, many players, latest Eric Riley, 1980-84

Fumbles

CAUSED FUMBLES

Game - 2, many players
 Season - 13, Ron Simmons, 1977
 Career - 17, Ron Simmons, 1977-80

FUMBLE RECOVERIES

Game - 3, Ron Wallace vs. Wichita State, Sept. 20, 1969
 Season - 6, Ron Wallace, 1969
 Career - 8, Ron Simmons, 1977-80; Willie Jones, 1975-78; Ron Wallace, 1968-70

Tackles

TOTAL TACKLES

Game - 29, Dale McCullers vs. Texas A&M, Oct. 5, 1968
 Season - 181, Aaron Carter, 1977
 Career - 512, Aaron Carter, 1974-77

QUARTERBACK SACKS

Game - 5, Ron Simmons vs. North Texas State, Oct. 29, 1977
 Season - 12, Ron Simmons, 1977
 Career - 25, Ron Simmons, 1977-80

TACKLES FOR LOSS

Game - 4, Isaac Williams vs. Temple, Sept. 29, 1984; Anthony Moss vs. Virginia Tech, Oct. 14, 1989

Season - 17, Ron Simmons, 1979

Career - 44, Ron Simmons, 1977-80

Interceptions

MOST PASSES INTERCEPTED

Game - 3, Tommy Brown vs. Stetson, 1950 and vs. Georgia Tech, 1952; Bud Whitehead vs. Virginia Tech, Oct. 10, 1959; J.T. Thomas vs. Kansas State, Nov. 21, 1970

Season - 8, Curt Cambell, 1951 and Monk Bonasorte, 1979

Career - 15, Monk Bonasorte, 1978-80

MOST YARDS ON INTERCEPTIONS

Game - 109, LeRoy Butler vs. Syracuse, 1989

Season - 219, Terrell Buckley, 1990

Career - 287, Deion Sanders, 1985-88

MOST TDs ON INTERCEPTIONS

Game - 1, many players, latest Terrell Buckley vs. Cincinnati, Nov. 10, 1990

Season - 2, Deion Sanders, 1988 and Terrell Buckley, 1990

Career - 4, Deion Sanders, 1985-88

LONGEST INTERCEPTION RETURN

Game - 100, Deion Sanders vs. Tulsa, Oct. 19, 1985

TEAM RECORDS

Single-Game Offense

TOTAL OFFENSE

Most Plays - 100, vs. East Carolina, Sept. 20, 1980

Most Plays, Both Teams - 173, vs. San Diego State, Oct. 27, 1973

Most Yards Gained - 706, vs. East Carolina, Oct. 16, 1982

Most Yards Gained, Both Teams - 1,219, Arizona State, Nov. 3, 1984

Most Touchdowns - 9, vs. East Carolina, Sept. 20, 1980; vs. Memphis State, Nov. 17, 1979; vs. Cincinnati, Nov. 10, 1990

RUSHING

Most Rushes - 81, vs. East Carolina, Sept. 20, 1980

Most Rushes, Both Teams - 120, vs. Oklahoma, Sept. 25, 1976

Most Yards - 479, vs. Western Carolina, Oct. 31, 1981

Most Yards, Both Teams - 706, vs. Louisville, Nov. 13, 1982

Most Touchdowns - 7, vs. East Carolina, Sept. 20, 1980; vs. Cincinnati, Nov. 10, 1990

PASSING

Most Passes Attempted - 59, vs. Florida, Oct. 7, 1972

Most Passes Attempted, Both Teams - 94, vs. Ohio State, Oct. 3, 1981

Most Passes Completed - 32, vs. Miami, Oct. 6, 1990

Most Passes Completed, Both Teams - 56, vs. Ohio State, Oct. 3, 1981

Highest Percentage Completed (Min. 20 atts.) - 84.0 (21-25), vs. Virginia Tech, Oct. 2, 1971

Most Passes Intercepted - 7, vs. South Carolina, Nov. 10, 1984

Most Yards Gained - 535, vs. Memphis State, Nov. 18, 1989

Most Yards Gained, Both Teams - 829, vs. Memphis State, Nov. 18, 1989

Touchdown Passes - 6, vs. Memphis State, Nov. 18, 1989

SCORING

Most Points - 76, vs. Tulsa, Oct. 19, 1985

Most Points, Both Teams - 96, vs. Arizona State, Nov. 3, 1984

Greatest Margin of Victory - 74, vs. Whiting Field, 1949*; 62, vs. Tulsa, Oct. 19, 1985

Greatest Margin of Defeat - 49, vs. Florida, Dec. 1, 1973

Most Touchdowns - 10, vs. Tulsa, Oct. 19, 1985; vs. Tulane, Oct. 13, 1987; vs. Cincinnati, Nov. 10, 1990

Most Touchdowns, Both Teams - 13, vs. East Carolina, Sept. 3, 1983

Most PAT Made - 10, vs. Tulsa, Oct. 19, 1985; vs. Tulane, Oct. 13, 1987; vs. Cincinnati, Nov. 10, 1990

Most PAT Made, Both Teams - 12, vs. Tulsa, Oct. 19, 1985; vs. Tulane, Oct. 13, 1987

Most Field Goals Made - 5, vs. Pittsburgh, Oct. 11, 1980

Most Field Goals Made, Both Teams - 6, vs. Florida, Dec. 3, 1983

**Not recognized by the NCAA*

FIRST DOWNS

Most First Downs - 36, vs. East Carolina, Sept. 20, 1980

Most First Downs, Both Teams - 56, vs. Memphis State, Nov. 18, 1989

Most Rushing First Downs - 24, vs. East Carolina, Sept. 20, 1980

Most Rushing First Downs, Both Teams - 32, vs. Auburn, Oct. 23, 1976

Most Passing First Downs - 23, vs. Memphis State, Nov. 18, 1989

Most Passing First Downs, Both Teams - 38, vs. Memphis State, Nov. 18, 1989

Most Penalty First Downs - 5, vs. Miami, Oct. 28, 1989; vs. Florida, Dec. 2, 1989

Most Penalty First Downs, Both Teams - 13, vs. Miami, Oct. 28, 1989



College Football's Winningest Teams in the 1980s

1. Nebraska	103-20-0	.837
2. Miami (Florida)	99-20-0	.832
3. Brigham Young	102-27-0	.791
4. Oklahoma	91-26-2	.773
5. Clemson	87-25-4	.767
6. Georgia	89-27-4	.758
7. Penn State	89-28-2	.756
8. Florida State	88-28-3	.752
9. Michigan	90-29-2	.752
10. Auburn	86-31-2	.731

PUNTING

Most Punts - 12, vs. Houston, Nov. 3, 1973; vs. Florida, Sept. 28, 1968
Highest Average (Min. 5) - 54.8 (329-6), vs. Florida, Nov. 28, 1981

PUNT RETURNS

Most Punt Returns - 10, vs. South Carolina, Oct. 24, 1970
Most Yards Gained - 171, vs. Virginia Tech, Nov. 16, 1974
Most Touchdowns - 2, vs. Arizona State, Nov. 3, 1984

KICKOFF RETURNS

Most Kickoff Returns - 9, vs. Miami, Sept. 18, 1976; vs. Auburn, Nov. 19, 1960
Most Yards Gained - 205, vs. Virginia Tech, Nov. 16, 1974
Most Touchdowns - 1, nine times, latest vs. Miami, Nov. 1, 1986

FUMBLES

Most Fumbles - 10, vs. Wichita State, Sept. 20, 1969
Most Fumbles, Both Teams - 27, vs. Wichita State, Sept. 20, 1969
Most Fumbles Lost - 7, vs. Wichita State, Sept. 20, 1969
Most Fumbles Lost, Both Teams - 17, vs. Wichita State, Sept. 20, 1969

PENALTIES

Most Penalties - 16, vs. Virginia Tech, Nov. 12, 1988
Most Penalties, Both Teams - 31, vs. South Carolina, Nov. 9, 1985
Most Yards Penalized - 172, vs. Furman, Sept. 21, 1957
Most Yards Penalized, Both Teams - 264, vs. South Carolina, Nov. 9, 1985

Single-Game Defense

TOTAL DEFENSE

Fewest Plays - 38, Memphis State, Nov. 4, 1967
Fewest Yards - 23, The Citadel, Sept. 15, 1962
Most Yards - 651, Arizona State, Nov. 3, 1984

RUSH DEFENSE

Fewest Rushes - 22, Pittsburgh, Oct. 11, 1980
Fewest Yards - -18, Miami (36 carries), Nov. 2, 1985
Most Yards - 472, Nebraska, Sept. 19, 1981

PASS DEFENSE

Fewest Passes Attempted - 4, Georgia Tech, Oct. 4, 1975; Virginia Tech, Oct. 11, 1975; Memphis State, Nov. 4, 1967
Fewest Passes Completed - 0, William & Mary, Oct. 22, 1960
Lowest Percentage Completed (Min. 10 atts.) - 15.4 (2-13), Kansas State, Oct. 2, 1976; The Citadel, Sept. 15, 1962

Fewest Yards - 0, William & Mary, Oct. 22, 1960
Most Yards - 532, Arizona State, Nov. 3, 1984
Most Passes Intercepted - 5, six times, latest Virginia Tech, Sept. 29, 1990
Most Yards on Interceptions - 134, Tulsa, Oct. 19, 1985
Most TDs on Interceptions - 2, Tulsa, Oct. 19, 1985; Louisiana Tech, Oct. 22, 1988

FIRST DOWNS

Fewest First Downs - 2, The Citadel, Sept. 15, 1962
Fewest Rushing First Downs - 0, Louisville, Sept. 13, 1980
Fewest Passing First Downs - 0, seven times, latest East Carolina, Sept. 20, 1980

BLOCKED KICKS

Most Blocked Kicks - 2, many times, latest vs. Louisiana Tech, Oct. 22, 1988
Most Blocked Punts - 2, vs. Tulane, Oct. 20, 1984; vs. South Carolina, Nov. 6, 1982; vs. Arizona State, Nov. 3, 1984; vs. Southern Miss, Oct. 10, 1987; vs. Louisiana Tech, Oct. 22, 1988
Most Blocked Field Goals - 2, vs. Louisville, Sept. 12, 1970
Most TDs Scored off Blocked Kicks - 2, vs. Arizona State, Nov. 3, 1984; vs. Tulane, Oct. 20, 1984
Most TDs Scored off Blocked Punts - 2, vs. Tulane, Oct. 20, 1984; vs. Arizona State, Nov. 3, 1984
Most TDs Scored off Blocked Field Goals - 1, many times, latest Temple, Sept. 29, 1984

FUMBLES

Most Fumbles Caused - 17, vs. Wichita State, Sept. 20, 1969
Most Fumbles Recovered - 10, vs. Wichita State, Sept. 20, 1969

TURNOVERS

Most Turnovers - 12 (2 int.-10 fum.), Wichita State, Sept. 20, 1969

Single-Season Offense

TOTAL OFFENSE

Most Yards Per Game - 487.9 (5,361), 1987
Highest Average Per Play - 6.39 (4,871), 1988 and (4,922), 1990
Most Yards - 5,361, 1987
Most Touchdowns - 58, 1988

RUSHING

Most Yards - 3,021, 1984
Most Yards Per Game - 274.6 (3,021-11), 1984
Highest Average Per Play - 5.6 (2,995-530), 1987
Most Touchdowns - 34, 1987

PASSING

Most Passes Attempted - 389, 1972
 Most Passes Completed - 230, 1989
 Highest Average Per Attempt - 8.91
 (3,448-387), 1989
 Highest Average Per Completion - 16.3
 (1,938-119), 1984
 Most Yards - 3,448, 1989
 Most Yards Per Game - 313.5 (3,448-11), 1989
 Highest Completion Percentage - 63.8
 (222-348), 1990
 Most TD Passes - 29, 1968 and 1988
 Highest Passing Efficiency Rating Points -
 149.9, 1989

SCORING

Most Points - 450, 1987
 Most Points Per Game - 40.9 (450-11), 1987
 Consecutive 50-Point Games - 3, 1986
 Most Touchdowns - 58, 1988
 Most PAT Made - 57, 1988
 Most Field Goals Made - 23, 1987

FIRST DOWNS

Most First Downs - 269, 1983
 Most Rushing First Downs - 152, 1987
 Most Passing First Downs - 157, 1989
 Most Penalty First Downs - 26, 1989

PUNTING

Most Punts - 81, 1973
 Fewest Punts - 35, 1988
 Highest Average Per Punt - 45.2 (2,941-65), 1981

PUNT RETURNS

Most Punt Returns - 44, 1970
 Fewest Punt Returns - 14, 1960
 Most Yards - 649, 1988
 Highest Average Per Punt Return - 15.5
 (649-42), 1988
 Most Touchdowns - 4, 1979

KICKOFF RETURNS

Most Kickoff Returns - 56, 1973
 Fewest Kickoff Returns - 15, 1962 and 1964
 Most Yards - 998, 1974
 Highest Average Per Kickoff Return - 24.5
 (412-36), 1965
 Most Touchdowns - 2, 1970 and 1981

FUMBLES

Most Fumbles - 42, 1969
 Most Fumbles Lost - 27, 1969
 Fewest Fumbles - 10, 1966
 Fewest Fumbles Lost - 5, 1965 and 1966

PENALTIES

Most Penalties - 93, 1988
 Most Yards Penalized - 895, 1989
 Fewest Penalties - 40, 1976
 Fewest Yards Penalized - 423, 1976

Single-Season Defense

TOTAL DEFENSE

Fewest Yards - 1,811, 1964
 Fewest Yards Per Game - 181.1 (1,811-10), 1964
 Lowest Average Per Play - 3.3 (3,410-658), 1964
 Fewest Touchdowns - 8, 1980

RUSHING DEFENSE

Fewest Yards - 750, 1964
 Fewest Yards Per Game - 75.0 (750-10), 1964
 Lowest Average Per Play - 2.1 (750-355), 1964
 Fewest Touchdowns - 2, 1980

PASS DEFENSE

Fewest Yards - 675, 1958
 Fewest Yards Per Game - 63.5 (698-11), 1975
 Fewest Yards Per Attempt - 4.7 (693-148), 1962
 Fewest Yards Per Completion - 10.3
 (693-67), 1962
 Lowest Completion Percentage - 34.1
 (91-267), 1979
 Fewest Touchdowns - 2, 1956; 1958; 1963; 1964
 Most Interceptions - 25, 1968
 Most Yards on Interceptions - 327, 1988
 Most TDs on Interceptions - 6, 1988

SCORING

Fewest Points - 66, 1964
 Fewest Points Per Game - 6.6 (66-10), 1964

FIRST DOWNS

Fewest First Downs - 90, 1962
 Fewest Rushing First Downs - 45, 1962
 Fewest Passing First Downs - 28, 1958
 Fewest Penalty First Downs - 2, 1957

KICKOFF RETURNS

Lowest Average Per Kickoff Return - 15.7,
 (502-32), 1962

PUNT RETURNS

Lowest Average Per Punt Return - 1.8, (22-
 12), 1989
 Most Punts Returned for Touchdown - 4, 1984

BLOCKED KICKS

Most Blocked Kicks - 9, 1982 and 1984
 Most Blocked Punts - 8, 1984
 Most Blocked Field Goals - 4, 1970
 Most TDs off Blocked Kicks - 6, 1984
 Most TDs off Blocked Punts - 5, 1984
 Most TDs off Blocked Field Goals - 1, many
 years, latest 1984

FUMBLES

Most Fumbles Caused - 45, 1979
 Most Fumbles Recovered - 26, 1957



There have been four 100-yard touchdown plays in the 44-year history of Florida State football, three occurred on kickoff returns. Interestingly, two of those plays involved laterals on kickoff returns, including the latest 100-yard effort in 1986 vs. Miami.

FSU's 100-Yard Touchdown Plays

- 100 yards by Leon Bright vs. Virginia Tech, 1979 (KO return)
- 100 yards by Bill Moremen and T.K. Wetherell vs. Kentucky, 1965 (Lateral on KO return)
- 100 yards by Deion Sanders vs. Tulsa, 1985 (interception return)
- 100 yards by Keith Ross and Dexter Carter vs. Miami, 1986 (Lateral on KO return)

YEAR-BY-YEAR RECORDS

Total Offense

YEAR	NAME	PLAYS	YARDS	TD
1955	Len Swantic	116	595	6
1956	Lee Corso	147	725	8
1957	Bobby Renn	148	680	6
1958	Fred Pickard	122	602	4
1959	Joe Majors	227	1141	10
1960	Ed Trancygler	152	695	9
1961	Eddie Feely	181	722	7
1962	Eddie Feely	165	982	7
1963	Steve Tensi	169	852	9
1964	Steve Tensi	215	1635	15
1965	Ed Pritchett	325	1455	7
1966	Gary Pajcic	290	1735	9
1967	Kim Hammond	297	2074	17
1968	Bill Cappleman	349	2342	26
1969	Bill Cappleman	417	2135	14
1970	Tommy Warren	259	1713	12
1971	Gary Huff	386	2653	24
1972	Gary Huff	429	2770	26
1973	Billy Sexton	168	765	4
1974	Ron Coppess	215	909	3
1975	Clyde Walker	241	1424	11
1976	Jimmy Black	308	1836	11
1977	Wally Woodham	195	1263	13
1978	Jimmy Jordan	224	1330	15
1979	Jimmy Jordan	202	1107	13
1980	Rick Stockstill	272	1282	17
1981	Rick Stockstill	292	1247	11
1982	Kelly Lowrey	253	1670	15
1983	Kelly Lowrey	279	1686	20
1984	Eric Thomas	239	1277	14
1985	Chip Ferguson	161	976	13
1986	Danny McManus	126	903	9
1987	Danny McManus	276	1950	15
1988	Chip Ferguson	212	1706	16
1989	Peter Tom Willis	377	3004	22
1990	Casey Weldon	211	1621	12

Rushing

YEAR	NAME	NO	YARDS	AVG	TD
1955	Lee Corso	111	431	3.9	3
1956	Bobby Renn	105	596	5.7	2
1957	Fred Pickard	86	463	5.4	2
1958	Fred Pickard	122	615	5.0	4
1959	Fred Pickard	131	481	3.7	4
1960	Bud Whitehead	81	293	3.6	2
1961	Keith Kindermann	81	385	4.8	1
1962	Gene Roberts	75	299	4.0	0
1963	Dave Snyder	107	500	4.7	3
1964	Phil Spooner	136	516	3.8	5
1965	Jim Mankins	85	326	3.8	1
1966	Bill Moremen	123	480	3.9	7
1967	Bill Moremen	94	439	4.7	5
1968	Tom Bailey	116	570	4.9	2
1969	Tom Bailey	144	630	4.4	2
1970	Tom Bailey	121	514	4.2	2
1971	Paul Magalski	106	516	4.9	3
1972	Hodges Mitchell	192	944	4.9	3
1973	Hodges Mitchell	171	669	3.9	2
1974	Larry Key	123	602	4.9	3
1975	Leon Bright	162	675	4.2	3
1976	Larry Key	144	712	4.9	4
1977	Larry Key	239	1117	4.7	3
1978	Homes Johnson	183	817	4.5	4
1979	Mark Lyles	225	1011	4.5	8
1980	Sam Platt	224	983	4.4	6
1981	Greg Allen	139	888	6.4	3
1982	Ricky Williams	134	857	6.4	3
1983	Greg Allen	200	1134	5.7	13
1984	Greg Allen	133	971	7.3	8
1985	Tony Smith	111	678	6.1	4
1986	Victor Floyd	129	654	5.1	6
1987	Sammie Smith	172	1230	7.1	7
1988	Sammie Smith	108	577	5.3	4
1989	Dexter Carter	131	684	5.2	8
1990	Amp Lee	158	825	5.2	16

COACHES CUMULATIVE RECORDS

NAME	TENURE	YEARS	W- L- T	PCT.	FSU PTS.	OPP PTS.
Ed Williamson	1947	1	0- 5- 0	.000	18	90
Don Veller	1948-52	5	31-12- 1	.716	957	510
Tom Nugent	1953-58	6	34-28- 1	.548	1,139	927
Perry Moss	1959	1	4- 6- 0	.400	149	132
Bill Peterson	1960-70	11	62-42-11	.587	2,231	1,620
Larry Jones	1971-73	3	15-19- 0	.441	694	729
Darrell Mudra	1974-75	2	4-18- 0	.182	317	502
Bobby Bowden	1976-Present	15	132-42- 3	.754	5,520	3,177
8 COACHES	1947-Present	44	282-172-16	.617	11,025	7,687

Passing

YEAR	NAME	ATT	CMP	INT	YDS	TD
1955	Len Swantic	73	37	5	576	2
1956	Lee Corso	59	32	5	369	5
1957	Bobby Renn	54	23	4	263	2
1958	Vic Prinzi	71	40	5	480	7
1959	Joe Majors	168	90	7	1063	7
1960	Ed Trancygier	97	38	10	552	6
1961	Eddie Feely	83	48	3	471	4
1962	Steve Tensi	121	60	2	796	6
1963	Steve Tensi	147	71	9	915	9
1964	Steve Tensi	204	121	10	1681	14
1965	Ed Pritchett	247	110	14	1225	5
1966	Gary Pajcic	232	125	9	1590	8
1967	Kim Hammond	241	140	10	1991	15
1968	Bill Cappleman	287	162	11	2410	25
1969	Bill Cappleman	344	183	18	2467	14
1970	Tommy Warren	190	97	10	1594	11
1971	Gary Huff	327	184	18	2736	23
1972	Gary Huff	385	206	23	2893	25
1973	Billy Sexton	128	51	12	754	4
1974	Ron Coppess	145	78	7	817	2
1975	Clyde Walker	203	117	8	1619	10
1976	Jimmy Black	179	104	9	1535	9
1977	Wally Woodham	154	94	9	1270	8
1978	Jimmy Jordan	199	108	9	1427	14
1979	Jimmy Jordan	180	87	14	1173	13
1980	Rick Stockstill	201	121	8	1377	15
1981	Rick Stockstill	238	122	14	1356	11
1982	Kelly Lowrey	217	113	8	1671	11
1983	Kelly Lowrey	233	131	12	1720	12
1984	Eric Thomas	161	78	4	1218	14
1985	Chip Ferguson	130	70	8	990	11
1986	Danny McManus	112	65	2	872	7
1987	Danny McManus	264	138	9	1964	14
1988	Chip Ferguson	194	122	11	1714	16
1989	Peter Tom Willis	346	211	9	3124	20
1990	Casey Weldon	182	112	4	1600	12

Receiving

YEAR	NAME	NO	YARDS	TD
1955	Tom Fearster	18	258	1
1956	Joe Holt	16	140	3
	Ron Schomburger	16	140	0
1957	Bob Nellums	21	217	2
1958	Jack Espenship	18	200	1
1959	Bud Whitehead	31	320	2
1960	Bud Whitehead	23	212	1
1961	Jim Daniel	10	113	0
	Tom Hillabrand	10	66	0
1962	Keith Kindermann	21	275	2
1963	Fred Biletnikoff	24	358	4
1964	Fred Biletnikoff	57	987	11
1965	Max Wettstein	24	365	3
1966	Ron Sellers	56	874	3
1967	Ron Sellers	70	1228	8
1968	Ron Sellers	86	1496	12
1969	Jim Tyson	49	720	4
1970	Rhett Dawson	54	946	5
1971	Rhett Dawson	62	817	7

1972	Barry Smith	69	1243	12
1973	Mike Shumann	21	280	2
1974	Mike Shumann	43	515	3
1975	Mike Shumann	38	730	5
1976	Ed Beckman	37	521	3
1977	Roger Overby	38	626	5
1978	Jackie Flowers	43	757	7
1979	Jackie Flowers	37	622	7
1980	Michael Whiting	25	203	0
1981	Michael Whiting	29	211	2
1982	Tony Johnson	30	500	2
1983	Weegie Thompson	31	502	3
	Jessie Hester	31	576	6
1984	Jessie Hester	42	832	9
1985	Hassan Jones	34	738	5
1986	Herb Gainer	27	441	5
1987	Herb Gainer	30	478	6
1988	Terry Anthony	32	550	8
1989	Lawrence Dawsey	38	683	4
1990	Lawrence Dawsey	65	999	7

Scoring

YEAR	NAME	TD	PAT	CV	FG	PTS
1955	Len Swantic	4				24
	Buck Mets	4				24
1956	Bob Nellums	5	1-2			31
1957	Bob Nellums	5	2-3			32
1958	Bobby Renn	7		1		44
1959	Fred Pickard	7		1		44
1960	Bill Whitehead	3				18
	Ed Trancygier	3				18
1961	Eddie Feely	3				18
1962	Keith Kindermann	5				30
1963	Larry Brinkley	5		1		32
1964	Fred Biletnikoff	11		1		68
1965	Gene Roberts		10-14		7-12	31
1966	Jim Mankins	10				60
1967	Grant Guthrie		26-27		9-14	53
1968	Ron Sellers	12				72
1969	Grant Guthrie		15-17		11-18	48
1970	Frank Fontes		22-24		14-27	64
1971	Frank Fontes		30-31		13-24	69
1972	Barry Smith	14		1		86
1973	Ahmet Askin		8-9		4-9	20
1974	Ahmet Askin		14-15		4-14	26
1975	Rudy Thomas	6				36
	Larry Key	6				36
1976	Dave Cappelen		16-20		9-17	43
1977	Dave Cappelen		27-29		13-20	66
1978	Dave Cappelen		39-40		7-12	60
1979	Dave Cappelen		29-30		14-22	71
1980	Bill Capece		39-39		22-30	104
1981	Mike Rendina		25-27		9-15	52
1982	Greg Allen	21				126
1983	Greg Allen	13		1		80
1984	Derek Schmidt		42-42		17-24	93
1985	Derek Schmidt		44-44		18-25	98
1986	Derek Schmidt		41-42		15-24	86
1987	Derek Schmidt		47-50		23-31	116
1988	Richie Andrews		57-58		5-13	72
1989	Richie Andrews		34-35		8-13	58
1990	Amp Lee	18				108



When Burt Reynolds came to visit Florida State in the spring of 1954, it was just to do that, visit. He had already signed with the University of Miami and was set on going there to play the next fall. But FSU Head Coach Tom Nugent had other plans for Reynolds. Nugent convinced young Buddy to play for FSU at a time when there was no such thing as a letter of intent. Ultimately, Reynolds played for Florida State for one season and part of another.

SEASON LEADERS

Total Offense

NAME, YEAR	PLAYS	YARDS
1. Peter Tom Willis, 1989	377	3004
2. Gary Huff, 1972	429	2770
3. Gary Huff, 1971	386	2653
4. Bill Cappleman, 1968	349	2342
5. Bill Cappleman, 1969	417	2135
6. Kim Hammond, 1967	297	2074
7. Danny McManus, 1987	276	1950
8. Jimmy Black, 1976	308	1836
9. Gary Pajcic, 1966	290	1735
10. Tommy Warren, 1970	259	1713

Rushing Yardage

NAME, YEAR	CARRIES	YARDS
1. Sammie Smith, 1987	172	1230
2. Greg Allen, 1983	200	1134
3. Larry Key, 1977	239	1117
4. Mark Lyles, 1979	225	1011
5. Sam Platt, 1980	224	983
6. Greg Allen, 1984	133	971
7. Hodges Mitchell, 1972	192	944
8. Greg Allen, 1981	139	888
9. Ricky Williams, 1982	134	857
10. Amp Lee, 1990	158	825

Rushing Touchdowns

NAME, YEAR	TD
1. Greg Allen, 1982	20
2. Amp Lee, 1990	16
3. Dayne Williams, 1987	15
4. Greg Allen, 1983	13
5. Dexter Carter, 1989	8
Greg Allen, 1983	8
Kelly Lowrey, 1983	8
Mark Lyles, 1979	8
Jim Mankins, 1966	8
Greg Allen, 1984	8

Passes Completed

NAME, YEARS	ATT	CMP
1. Peter Tom Willis, 1989	346	211
2. Gary Huff, 1972	385	206
3. Gary Huff, 1971	327	184
4. Bill Cappleman, 1969	344	183
5. Bill Cappleman, 1968	287	162
6. Kim Hammond, 1967	241	140
7. Danny McManus, 1987	264	138
8. Kelly Lowrey, 1983	233	131

9. Gary Pajcic, 1966	232	125
10. Rick Stockstill, 1981	238	122
Chip Ferguson, 1988	194	122

Passing Yardage

NAME, YEAR	YARDS
1. Peter Tom Willis, 1989	3124
2. Gary Huff, 1972	2893
3. Gary Huff, 1971	2736
4. Bill Cappleman, 1969	2467
5. Bill Cappleman, 1968	2410
6. Kim Hammond, 1967	1991
7. Danny McManus, 1987	1964
8. Kelly Lowrey, 1983	1720
9. Chip Ferguson, 1988	1714
10. Steve Tensi, 1964	1681

Touchdown Passes

NAME, YEAR	TD
1. Gary Huff, 1972	25
Bill Cappleman, 1968	25
3. Gary Huff, 1971	23
4. Peter Tom Willis, 1989	20
5. Chip Ferguson, 1988	16
6. Kim Hammond, 1967	15
Rick Stockstill, 1980	15
8. Jimmy Jordan, 1978	14
Steve Tensi, 1964	14
Bill Cappleman, 1969	14
Eric Thomas, 1984	14
Danny McManus, 1987	14

Receptions

NAME, YEAR	CATCHES
1. Ron Sellers, 1968	86
2. Ron Sellers, 1967	70
3. Barry Smith, 1972	69
4. Lawrence Dawsey, 1990	65
5. Rhett Dawson, 1971	62
6. Fred Biletnikoff, 1964	57
7. Ron Sellers, 1966	56
8. Rhett Dawson, 1970	54
9. Gary Parris, 1972	49
Jim Tyson, 1969	49

Receiving Yardage

NAME, YEAR	YARDS
1. Ron Sellers, 1968	1496
2. Barry Smith, 1972	1243
3. Ron Sellers, 1967	1228
4. Lawrence Dawsey, 1990	999
5. Fred Biletnikoff, 1964	987
6. Rhett Dawson, 1970	946
7. Ron Sellers, 1966	874
8. Jessie Hester, 1984	832
9. Rhett Dawson, 1971	817
10. Jackie Flowers, 1978	757

Touchdown Catches

NAME, YEAR	TD
1. Barry Smith, 1972	13
2. Ron Sellers, 1968	12
3. Fred Biletnikoff, 1964	11
4. Jessie Hester, 1984	9
Lawrence Dawsey, 1988	9
6. Ron Sellers, 1967	8
Terry Anthony, 1988	8
Terry Anthony, 1989	8
9. Rhett Dawson, 1971	7
Jackie Flowers, 1978	7
Sam Platt, 1978	7
Jackie Flowers, 1979	7
Hassan Jones, 1984	7
Lawrence Dawsey, 1990	7

Tackles

NAME, YEAR	TKS	ASTS	TOTAL
1. Aaron Carter, 1977	82	99	181
2. Reggie Herring, 1980	92	78	170
3. Dale McCullers, 1968	102	61	163
4. Henry Taylor, 1984	80	79	159
5. Jimmy Heggins, 1977	67	90	157
6. Paul McGowan, 1987	97	53	150

Tackles For Loss

NAME, YEAR	NO
1. Ron Simmons, 1979	17
2. Ron Simmons, 1977	13
3. Alphonso Carreker, 1983	12
Scott Warren, 1977	12
Paul McGowan, 1985	12
6. Paul McGowan, 1987	11
Howard Dinkins, 1990	11
8. Arthur Scott, 1979	10

Quarterback Sacks

NAME, YEAR	NO
1. Ron Simmons, 1977	12
2. Anthony Moss, 1990	10.5
3. Willie Jones, 1978	10
4. Shelton Thompson, 1989	8.5
5. Alphonso Carreker, 1982	8
Gerald Nichols, 1984	8
Odell Haggins, 1987	8

Interceptions

NAME, YEARS	INTERCEPTIONS
1. Curt Campbell, 1951	8
Monk Bonasorte, 1979	8
3. LeRoy Butler, 1989	7
4. Ted Hewitt, 1949	6
Tommy Brown, 1952	6
Lee Corso, 1954	6
Tom Feamster, 1954	6
Bud Whitehead, 1959	6
Winfred Bailey, 1964	6
J.T. Thomas, 1970	6
Bobby Butler, 1979	6
Larry Harris, 1982	6
Terrell Buckley, 1990	6

Scoring

NAME, YEAR	TD	PAT	CV	FG	PTS
1. Greg Allen, 1982	21				126
2. Derek Schmidt, 1987		47-50		23-31	116
3. Amp Lee, 1990	18				108
4. Bill Capece, 1980		38-38		22-30	104
5. Derek Schmidt, 1985		44-44		18-25	98
6. Derek Schmidt, 1984		42-42		17-24	93
7. Richie Andrews, 1990		52-54		13-18	91
8. Dayne Williams, 1987	15				90
9. Barry Smith, 1972	14				86
Derek Schmidt, 1986		41-42		15-24	86



In his only year as a starter, Peter Tom Willis established the FSU single season records for total offense and passing yardage in 1989.



Current Seminole senior Howard Dinkins put his name on the single season tackles for loss chart with 11 in 1990.

CAREER LEADERS

Total Offense

NAME, YEARS	PLAYS	YARDS
1. Gary Huff (70-72)	921	6086
2. Bill Cappleman (67-69)	777	4499
3. Peter Tom Willis (86-89)	546	4107
4. Greg Allen (81-84)	624	3769
5. Jimmy Jordan (76-79)	678	3764
6. Chip Ferguson (85-88)	578	3746
7. Wally Woodham (75, 77-79)	573	3531
8. Kelly Lowrey (80-83)	450	3429
9. Danny McManus (84-87)	483	3346
10. Steve Tensi (62-64)	525	3294

Rushing Yardage

NAME, YEARS	CARRIES	YARDS
1. Greg Allen (81-84)	624	3769
2. Larry Key (74-77)	625	2953
3. Sammie Smith (85-88)	411	2539
4. Mark Lyles (76-79)	515	2218
5. Dexter Carter (86-89)	327	1788
6. Tom Bailey (68-70)	381	1714
7. Ricky Williams (79-82)	320	1625
8. Hodges Mitchell (72-73)	363	1613
9. Victor Floyd (85-88)	265	1548
10. Fred Pickard (57-59)	339	1546

Rushing Touchdowns


NAME, YEARS	TD
1. Greg Allen (81-84)	44
2. Dayne Williams (86-88)	24
3. Mark Lyles (76-79)	20
4. Amp Lee (89-90)	19
5. Dexter Carter (86-89)	17
6. Sammie Smith (86-88)	15
7. Bill Moremen (65-67)	14
8. Kelly Lowrey (80-83)	13
Larry Key (74-77)	13
10. Michael Whiting (78-81)	12
Victor Floyd (85-86)	12

Passes Completed

NAME, YEARS	ATT	CMP
1. Gary Huff (70-72)	796	436
2. Bill Cappleman (67-69)	636	349
3. Peter Tom Willis (86-89)	500	304
4. Jimmy Jordan (76-79)	594	297
5. Chip Ferguson (85-88)	496	281
6. Wally Woodham (75, 77-79)	476	273
7. Kelly Lowrey (80-83)	464	252
Steve Tensi (62-64)	472	252
9. Rick Stockstill (77, 79-81)	447	250
10. Danny McManus (84-87)	455	248

Passing Yardage

NAME, YEARS	YARDS
1. Gary Huff (70-72)	6378
2. Bill Cappleman (67-69)	4904
3. Peter Tom Willis (86-89)	4291



One of the greatest running backs ever at Florida State, Greg Allen holds a multitude of Seminole rushing records, including career rushing yardage and touchdowns rushing.



From 1970-72, Gary Huff compiled the best numbers of any FSU quarterback to claim the records for career total offense and passing yardage, to name a few.

4. Jimmy Jordan (76-79)	4144
5. Chip Ferguson (85-88)	3846
6. Wally Woodham (75, 77-79)	3550
7. Kelly Lowrey (80-83)	3469
8. Steve Tensi (62-64)	3392
9. Danny McManus (84-87)	3390
10. Kim Hammond (65-67)	2777

Touchdown Passes

NAME, YEARS	TD
1. Gary Huff (70-72)	52
2. Bill Cappleman (67-69)	39
Jimmy Jordan (76-79)	39
4. Chip Ferguson (85-88)	34
5. Peter Tom Willis (86-89)	33
6. Steve Tensi (62-64)	28
7. Rick Stockstill (77, 79-81)	26
8. Danny McManus (84-87)	25
9. Kelly Lowrey (80-83)	24
10. Wally Woodham (75-79)	22

Interceptions

NAME, YEARS	NO
1. Monk Bonasorte (77-80)	15
2. Lee Corso (53-56)	14
Deion Sanders (85-88)	14
4. J.T. Thomas (70-72)	12
Curt Campbell (50-52)	12
Keith Jones (78-80)	12
Brian McCrary (81-84)	12
8. Bobby Butler (77-80)	11
Walt Sumner (66-68)	11
Eric Williams (84-87)	11

Receptions

NAME, YEARS	CATCHES
1. Ron Sellers (66-68)	212
2. Mike Shumann (73-75, 77)	134
3. Rhett Dawson (69-71)	128
Lawrence Dawsey (87-90)	128
5. Barry Smith (70-72)	122
6. Jessie Hester (81-84)	107
7. Jackie Flowers (76-79)	101
8. Hassan Jones (82-85)	98
9. Fred Biletnikoff (62-64)	87
10. Ronald Lewis (86-89)	85

Receiving Yardage

NAME, YEARS	YARDS
1. Ron Sellers (66-68)	3598
2. Barry Smith (70-72)	2392
3. Mike Shumann (73-75, 77)	2306
4. Lawrence Dawsey (87-90)	2129
5. Jessie Hester (81-84)	2100
6. Rhett Dawson (69-71)	1915
7. Hassan Jones (82-85)	1764
8. Jackie Flowers (76-79)	1697
9. Ronald Lewis (86-88)	1582
10. Fred Biletnikoff (62-64)	1463

Touchdown Catches

NAME, YEARS	TD
1. Barry Smith (70-72)	25
2. Ron Sellers (66-68)	23
3. Jessie Hester (81-84)	21
4. Lawrence Dawsey (87-90)	20
5. Hassan Jones (82-85)	17
Terry Anthony (86-89)	17
7. Mike Shumann (73-75, 77)	16
Fred Biletnikoff (62-64)	16
9. Jackie Flowers (76-79)	14
10. Kent Gaydos (69-71)	12
Rhett Dawson (69-71)	12
Hardis Johnson (79-80)	12
Ronald Lewis (86-89)	12

Tackles

NAME, YEARS	NO
1. Aaron Carter (74-77)	512
2. Ron Simmons (77-80)	483
3. Reggie Herring (77-80)	452
4. Paul McGowan (84-87)	446
5. Ken Roe (80-83)	373
6. Henry Taylor (81-84)	344

Tackles For Loss

NAME, YEARS	NO
1. Ron Simmons (77-80)	44
2. Paul McGowan (84-87)	32
3. Scott Warren (76-79)	22
4. Willie Jones (75-78)	20
Isaac Williams (82-85)	20
6. Alphonso Carreker (80-83)	19
Arthur Scott (76-80)	19

Quarterback Sacks

NAME, YEARS	NO
1. Ron Simmons (77-80)	25
2. Anthony Moss (87-90)	21.5
3. Alphonso Carreker (80-83)	20
Willie Jones (75-78)	20

Scoring

NAME, YEARS	TD	PAT	CV	FG	PTS
1. Derek Schmidt (84-87)	174-178			73-104	393
2. Greg Allen (81-84)	46		1		278
3. Dave Cappelen (76-79)	111-119			43-71	240
4. Richie Andrews (87-90)	143-147			26-44	221
5. Barry Smith (70-72)	27		1		164
6. Grant Guthrie (67-69)		72-76		28-50	156
7. Dayne Williams (86-88)	24				144
Amp Lee (89-90)	24				144
9. Ron Sellers (66-68)	23				138
10. Jessie Hester (81-84)	22		2		136

 *Tribal Tidbit*

FSU's greatest pro ever was Oakland Raiders wide receiver Fred Biletnikoff, who starred for 13 seasons with the Silver and Black and made the Pro Bowl four times in five years. Biletnikoff played in nine AFL/AFC title games and a pair of Super Bowls. He was MVP in Superbowl XI and in 1988 became the first former Seminole elected to the Pro Football Hall of Fame. In 1991, he will add membership in the College Football Hall of Fame to his list of honors when he becomes only the second FSU player ever inducted into that body this December.

BEST SINGLE-GAME PERFORMANCES

Total Offense

PLAYER	OPPONENT	YEAR	YARDS
1. Bill Cappleman	Memphis State	1969	490
2. Peter Tom Willis	Memphis State	1989	452
3. Bill Cappleman	South Carolina	1968	431
4. Peter Tom Willis	Nebraska (Fiesta Bowl)	1990	414
5. Danny McManus	Nebraska (Fiesta Bowl)	1988	401
6. Tommy Warren	Virginia Tech	1970	384
7. Gary Huff	Houston	1972	383
8. Jimmy Black	Southern Miss	1976	372
9. Gary Huff	South Carolina	1971	369
Joe Majors	Tampa	1959	369

Rushing Yards

PLAYER	OPPONENT	YEAR	YARDS
1. Greg Allen	Western Carolina	1981	322
2. Sammie Smith	East Carolina	1987	244
3. Greg Allen	Arizona State	1984	223
4. Victor Floyd	South Carolina	1985	212
Sammie Smith	Tulane	1988	212
6. Sammie Smith	Indiana (All-American Bowl)	1986	205
7. Greg Allen	Louisiana State	1981	202
8. Greg Allen	Louisiana State	1983	201
Tony Smith	Oklahoma State	1982	201
10. Sammie Smith	Miami	1987	189
11. Sam Platt	Memphis State	1980	188
12. Greg Allen	Louisville	1982	173
13. Larry Key	Auburn	1977	170

Passing Yards

PLAYER	OPPONENT	YEAR	YARDS
1. Bill Cappleman	Memphis State	1969	508
2. Peter Tom Willis	Memphis State	1989	482
3. Bill Cappleman	South Carolina	1968	437
4. Peter Tom Willis	Nebraska (Fiesta Bowl)	1990	422
5. Gary Huff	Houston	1972	409
6. Danny McManus	Nebraska (Fiesta Bowl)	1988	375
7. Gary Huff	Virginia Tech	1971	374
8. Bill Cappleman	Tulsa	1969	372
9. Kim Hammond	Mississippi State	1967	369
10. Gary Huff	South Carolina	1971	366

Receiving Yards

PLAYER	OPPONENT	YEAR	YARDS
1. Ron Sellers	Wake Forest	1968	260
2. Ron Sellers	South Carolina	1968	259
3. Ron Sellers	Virginia Tech	1967	229
4. Ron Sellers	Memphis State	1968	218
5. Ron Sellers	Houston	1968	214
6. Fred Biletnikoff	Oklahoma (Gator Bowl)	1965	192
7. Fred Biletnikoff	Virginia Tech	1964	182
8. Jackie Flowers	Louisiana State	1979	174
9. Lawrence Dawsey	Florida	1990	172
10. Tony Johnson	Southern Miss	1982	166

Pass Attempts

PLAYER	OPPONENT	YEAR	PASSES
1. Gary Huff	Florida	1972	58
2. Kim Hammond	Penn State (Gator Bowl)	1967	53
Gary Pajcic	Virginia Tech	1966	53
4. Gary Huff	Houston	1972	51
Danny McManus	Nebraska (Fiesta Bowl)	1988	51
6. Bill Cappleman	Memphis State	1969	50
7. Gary Huff	Arizona State (Fiesta Bowl)	1971	46
8. Chip Ferguson	Oklahoma State (Gator Bowl)	1985	43
Jimmy Jordan	Mississippi State	1978	43
10. Gary Huff	Kansas	1972	42
Bill Cappleman	South Carolina	1968	42
Bill Cappleman	Florida	1969	42

Pass Completions

PLAYER	OPPONENT	YEAR	PASSES
1. Kim Hammond	Penn State (Gator Bowl)	1967	37
2. Bill Cappleman	Memphis State	1969	31
3. Gary Pajcic	Virginia Tech	1966	28
Kelly Lowrey	East Carolina	1983	28
Danny McManus	Nebraska (Fiesta Bowl)	1988	28
6. Gary Huff	Houston	1972	27
Gary Huff	Florida	1972	27
8. Gary Huff	Kansas	1972	26
Gary Huff	South Carolina	1971	26
10. Gary Huff	Auburn	1972	25
Gary Huff	Arizona State (Fiesta Bowl)	1971	25
Bill Cappleman	South Carolina	1968	25
Peter Tom Willis	Southern Miss	1989	25
Peter Tom Willis	LSU	1989	25
Peter Tom Willis	South Carolina	1989	25
Peter Tom Willis	Nebraska (Fiesta Bowl)	1990	25

Pass Receptions

PLAYER	OPPONENT	YEAR	PASSES
1. Ron Sellers	South Carolina	1968	16
2. Ron Sellers	Wake Forest	1968	14
Ron Sellers	Penn State (Gator Bowl)	1967	14
Ron Sellers	Houston	1968	14
5. Kent Gaydos	Houston	1969	13
Ron Sellers	Memphis State	1968	13
Ron Sellers	Alabama	1967	13
Ron Sellers	Virginia Tech	1966	13
Fred Biletnikoff	Oklahoma (Gator Bowl)	1965	13
Lawrence Dawsey	Miami	1990	13

LONGEST PLAYS

Longest Runs From Scrimmage Without Scoring

- 78 yards by LeRoy Butler vs. Clemson, 1988
- 76 yards by Roy Thompson vs. Stetson, 1951
- 74 yards by Dexter Carter vs. Memphis State, 1987
- 66 yards by Greg Allen vs. Louisiana State, 1981
- 65 yards by Wayne Giardino vs. Oklahoma (Gator Bowl), 1965
65 yards by Dennis McKinnon vs. West Virginia (Gator Bowl), 1982
- 64 yards by Nelson Italiano vs. Troy State, 1951
64 yards by Sammie Smith vs. Miami, 1987
- 63 yards by Lawrence Dawsey vs. Memphis State, 1990
- 60 yards by Jim Mankins vs. Texas Tech, 1966
60 yards by Nelson Italiano vs. Tampa, 1950
60 yards by Lee Corso vs. North Carolina State, 1956

Longest Touchdown Runs From Scrimmage

- 97 yards by Larry Key vs. Virginia Tech, 1976
- 95 yards by Sammie Smith vs. Furman, 1987
- 83 yards by Sammie Smith vs. East Carolina, 1987

- 81 yards by Fred Pickard vs. Virginia Tech, 1957
81 yards by Greg Allen vs. Arizona State, 1984
- 80 yards by Phil Spooner vs. Houston, 1965
- 78 yards by Buck Metts vs. Stetson, 1964
- 77 yards by Jessie Hester vs. Miami, 1984
- 74 yards by Bobby McKinnon vs. Memphis State, 1973
- 68 yards by Bobby Fiveash vs. Tampa, 1958

Longest Touchdown Plays

- 100 yards by Leon Bright vs. Virginia Tech, 1974 (KO return)
100 yards by Bill Moremen and T.K. Wetherell vs. Kentucky, 1965 (lateral on KO return)
100 yards by Deion Sanders vs. Tulsa, 1985 (interception return)
100 yards by Keith Ross and Dexter Carter vs. Miami, 1986 (pass on KO return)
- 99 yards by Ted Hewitt vs. Stetson, 1948 (interception return)
99 yards by Fred Biletnikoff vs. Miami, 1963 (interception return)
- 97-yard run by Larry Key vs. Virginia Tech, 1976
97 yards by Billy Allen vs. Louisiana State, 1981 (KO return)
- 96-yard pass from Jimmy Jordan to Kurt Unglaub vs. Virginia Tech, 1976
96 yards by David Snell vs. Virginia Tech, 1970 (KO return)
- 95-yard pass from Jimmy Black to Rudy Thomas vs. Southern Mississippi, 1976
95 yards by Greg Allen vs. Western Carolina, 1981 (KO return)
95 yards by Billy Allen vs. West Virginia (Gator Bowl), 1982 (KO return)
95-yard run by Sammie Smith vs. Furman, 1987
- 94 yards by Bill Moremen and T.K. Wetherell vs. Miami, 1966 (lateral on KO return)
- 93 yards by Eddie McMillan vs. Memphis State, 1970 (KO return)
93 yards by Larry Key vs. Texas Tech (Tangerine Bowl), 1977 (KO return)
93-yard pass from Chip Ferguson to Lawrence Dawsey vs. Southern Miss, 1988
- 92 yards by Phil Abraira vs. North Carolina State, 1969 (punt return)
- 91-yard pass from Jimmy Black to Kurt Unglaub vs. North Texas State, 1976

Longest Field Goals

- 54 yards by Derek Schmidt vs. Miami, 1984
- 53 yards by Grant Guthrie vs. Miami, 1969

- 53 yards by Derek Schmidt vs. Louisville, 1986
- 53 yards by Derek Schmidt vs. Florida, 1987
- 5. 52 yards by Derek Schmidt vs. Arizona State, 1984
- 52 yards by Mike Rendina vs. Ohio State, 1981
- 7. 51 yards by Derek Schmidt vs. Memphis State, 1985 (twice)
- 51 yards by Derek Schmidt vs. North Carolina, 1985
- 51 yards by Grant Guthrie vs. Virginia Tech, 1969
- 11. 50 yards by Bill Capece vs. Pittsburgh, 1980
- 50 yards by Dave Cappelen vs. South Carolina, 1979

Longest Touchdown Passes

1. 96 yards from Jimmy Jordan to Kurt Unglaub vs. Virginia Tech, 1976
2. 95 yards from Jimmy Black to Rudy Thomas vs. Southern Mississippi, 1976
3. 93 yards from Chip Ferguson to Lawrence Dawsey vs. Southern Mississippi, 1988
4. 91 yards from Jimmy Black to Kurt Unglaub vs. North Texas State, 1976
5. 88 yards from Gary Huff to Barry Smith vs. Kansas, 1971
- 88 yards from Casey Weldon to Amp Lee vs. Tulane, 1989
7. 86 yards from Gary Pajcic to Ron Sellers vs. Wake Forest, 1966
8. 83 yards from Blair Williams to Dennis McKinnon vs. South Carolina, 1982
9. 82 yards from Gary Pajcic to Ron Sellers vs. Maryland, 1968
10. 80 yards from Bill Cappleman to Don Pederson vs. Memphis State, 1969
- 80 yards from Nelson Italiano to Eddie Gray vs. Newberry, 1950

Longest Punt Returns

1. 92 yards by Phil Abraira vs. North Carolina State, 1969 (TD)
2. 80 yards by Robert Jackson vs. Virginia Tech, 1974 (TD)
- 80 yards by Bill Odom vs. Stetson, 1954 (TD)
4. 76 yards by Deion Sanders vs. Clemson, 1988 (TD)
5. 75 yards by Walt Sumner vs. Alabama, 1967 (TD)
- 75 yards by Ralph Chaudron vs. Whiting Field, 1949 (TD)
7. 71 yards by David Snell vs. Louisville, 1970 (TD)
8. 70 yards by Bill Campbell vs. Wake Forest, 1965 (TD)

9. 69 yards by Terrell Buckley vs. Syracuse, 1989 (TD)
10. 67 yards by Terrell Buckley vs. Georgia Southern, 1990 (TD)

Longest Kickoff Returns

1. 100 yards by Leon Bright vs. Virginia Tech, 1974 (TD)
- 100 yards by Bill Moremen and T.K. Wetherell vs. Kentucky, 1965 (TD, lateral)
- 100 yards by Keith Ross and Dexter Carter vs. Miami, 1986 (TD, lateral)
4. 97 yards by Billy Allen vs. Louisiana State, 1981 (TD)
5. 96 yards by David Snell vs. Virginia Tech, 1970 (TD)
6. 95 yards by Greg Allen vs. Western Carolina, 1981 (TD)
- 95 yards by Billy Allen vs. West Virginia (Gator Bowl), 1982 (KO return)
8. 94 yards by Bill Moremen and T.K. Wetherell vs. Miami, 1966 (TD, lateral)
9. 93 yards by Eddie McMillan vs. Memphis State, 1970 (TD)
- 93 yards by Larry Key vs. Texas Tech (Tangerine Bowl), 1977
11. 90 yards by Eddie McMillan vs. Miami, 1971 (TD)
12. 89 yards by Bill Odom vs. Virginia Tech, 1955 (TD)
13. 84 yards by Fred Pickard vs. Tampa, 1958
14. 80 yards by Keith Ross vs. Tulsa, 1985
15. 72 yards by Bobby Renn vs. Florida, 1958

Longest Interception Returns

1. 100 yards by Deion Sanders vs. Tulsa, 1985 (TD)
2. 99 yards by Ted Hewitt vs. Stetson, 1958 (TD)
- 99 yards by Fred Biletnikoff vs. Miami, 1963 (TD)
4. 87 yards by LeRoy Butler vs. Syracuse, 1989 (TD)
5. 86 yards by Tom Hillabrand vs. Auburn, 1960 (TD)
6. 83 yards by Terrell Buckley vs. Cincinnati, 1990 (TD)
7. 81 yards by Bud Whitehead vs. Wake Forest, 1959, (TD)
8. 74 yards by Dale McCullers vs. Houston, 1967
9. 69 yards by Howard Ehler vs. Oklahoma (Gator Bowl), 1965 (TD)
10. 66 yards by Bill Dawkins vs. Wofford (Cigar Bowl), 1959

THE LAST TIME IT HAPPENED IN A GAME

Individual

Rushed for 100 yards - Amp Lee vs. Florida, 1990 (147)
Rushed for 200 yards - Sammie Smith vs. Tulane, 1988 (212)
Rushed for 300 yards - Greg Allen vs. Western Carolina, 1981 (32-322)

Passed for 200 yards - Casey Weldon vs. Penn State, 1990 Blockbuster Bowl (22-36-248)
Passed for 300 yards - Casey Weldon vs. Florida, 1990 (13-23-325)
Passed for 400 yards - Peter Tom Willis vs. Nebraska, 1990 Fiesta Bowl (25-40-422)
Passed for 500 yards - Bill Cappleman vs. Memphis State, 1969 (31-50-508)

Received for 100 yards - Lawrence Dawsey vs. Penn State, 1990 Blockbuster Bowl (8-107)
Received for 150 yards - Lawrence Dawsey vs. Florida, 1990 (4-172)
Scored 2 touchdowns rushing - Amp Lee vs. Penn State, 1990 Blockbuster Bowl
Scored 3 touchdowns rushing - Amp Lee vs. South Carolina, 1990
Scored 4 touchdowns rushing - Greg Allen vs. South Carolina, 1982

Passed for 3 touchdowns - Casey Weldon vs. Memphis State, 1990
Passed for 4 touchdowns - Peter Tom Willis vs. Nebraska, 1990 Fiesta Bowl
Passed for 5 touchdowns - Peter Tom Willis vs. Nebraska, 1990 Fiesta Bowl

Caught 2 touchdown passes - Lawrence Dawsey vs. Memphis State, 1990
Caught 3 touchdown passes - Sam Platt vs. Navy, 1978
Caught 4 touchdown passes - Ron Sellers vs. Wake Forest, 1968
Caught 5 touchdown passes - Ron Sellers vs. Wake Forest, 1968

Kicked 3 field goals - Richie Andrews vs. Memphis State, 1990
Kicked 4 field goals - Derek Schmidt vs. Florida, 1987
Kicked 5 field goals - Bill Capece vs. Pittsburgh, 1980

Returned an interception for touchdown - Terrell Buckley vs. Cincinnati, 1990 (83)

Returned a punt for touchdown - Terrell Buckley vs. Georgia Southern, 1990 (67)
Returned a blocked punt for touchdown - Anthony Moss vs. South Carolina, 1988 (8)
Returned a kickoff for touchdown - Dexter Carter vs. Miami, 1986 (100)

Kicked 6 PATs - Richie Andrews vs. Florida, 1990 (6)
Kicked 7 PATs - Richie Andrews vs. Cincinnati, 1990 (10)
Kicked 8 PATs - Richie Andrews vs. Cincinnati, 1990 (10)
Kicked 9 PATs - Richie Andrews vs. Cincinnati, 1990 (10)

Intercepted 2 passes - Terrell Buckley vs. Virginia Tech, 1990
Intercepted 3 passes - J.T. Thomas vs. Kansas State, 1970

Team

Rushed for 200 yards - 252 vs. Memphis State, 1990
Rushed for 300 yards - 325 vs. Cincinnati, 1990
Rushed for 400 yards - 434 vs. Tulane, 1988

Passed for 200 yards - 248 vs. Penn State, 1990 Blockbuster Bowl
Passed for 300 yards - 351 vs. Cincinnati, 1990
Passed for 400 yards - 422 vs. Nebraska, 1990 Fiesta Bowl
Passed for 500 yards - 535 vs. Memphis State, 1989

Had 400 yards of total offense - 400 vs. Penn State, 1990 Blockbuster Bowl
Had 500 yards of total offense - 588 vs. Cincinnati, 1990
Had 600 yards of total offense - 638 vs. South Carolina, 1988
Had 700 yards of total offense - 706 vs. East Carolina, 1982

Scored 30 points - 45 vs. Florida, 1990
Scored 40 points - 45 vs. Florida, 1990
Scored 50 points - 70 vs. Cincinnati, 1990
Scored 60 points - 70 vs. Cincinnati, 1990
Scored 70 points - 70 vs. Cincinnati, 1990

Scored 3 touchdowns rushing - 3 vs. Penn State, 1990 Blockbuster Bowl
Scored 4 touchdowns rushing - 4 vs. Florida, 1990
Scored 5 touchdowns rushing - 7 vs. Cincinnati, 1990
Scored 6 touchdowns rushing - 7 vs. Cincinnati, 1990

Had 20 first downs - 22 vs. Memphis State, 1990
Had 25 first downs - 31 vs. Cincinnati, 1990
Had 30 first downs - 31 vs. Cincinnati, 1990
Had 35 first downs - 36 vs. East Carolina, 1980



When the Seminoles play the Michigan Wolverines before over 100,000 fans at Michigan Stadium, they will be playing on a turf new to Michigan players, but familiar to the Seminoles. Last spring, Michigan replaced the artificial turf on its stadium floor with Prescription Athletic Turf (PAT), the same surface as Florida State's playing field. The PAT system was developed by two Purdue University staffers and is said to be the "perfect compromise" between regular grass and artificial surfaces. PAT can keep the field dry, playable, and divot-proof even in downpours of up to one inch of rain per hour. The FSU-Michigan game will be only the second game on the PAT in Michigan Stadium.

TEAM SEASON RECORDS

Points Scored

1. 450 in 1987
2. 442 in 1988
3. 435 in 1990
4. 389 in 1984
5. 388 in 1982
6. 383 in 1989
7. 368 in 1985
8. 366 in 1986
9. 352 in 1980
10. 319 in 1979

Most Touchdowns Scored

1. 58 in 1988
2. 57 in 1990
3. 55 in 1987
4. 53 in 1982
5. 48 in 1984
- 48 in 1983
- 48 in 1989
8. 45 in 1985
- 45 in 1986
10. 42 in 1978

Most Touchdowns Rushing

1. 34 in 1987
2. 32 in 1990
3. 30 in 1982
- 30 in 1983
5. 26 in 1986
6. 23 in 1984
7. 21 in 1966
- 21 in 1985
- 21 in 1989
10. 20 in 1950
- 20 in 1988

Most Touchdowns Passing

1. 29 in 1968
- 29 in 1988
3. 28 in 1972
4. 25 in 1989
5. 23 in 1971
6. 21 in 1982
7. 20 in 1990
8. 19 in 1984
- 19 in 1954
- 19 in 1980

XP Run-Pass Made

1. 5 in 1958 (of 8)
2. 5 in 1959 (of 14)
3. 4 in 1975 (of 5)
4. 3 in 1986 (of 3)
- 3 in 1979 (of 8)
- 3 in 1960 (of 7)
- 3 in 1984 (of 6)

XP Run-Pass Attempted

1. 14 in 1959
2. 8 in 1979
- 8 in 1958
4. 7 in 1960
5. 6 in 1970
- 6 in 1972
- 6 in 1984

XP Kicks Made

1. 57 in 1988 (of 58)
2. 52 in 1982 (of 53)
- 52 in 1990 (of 54)
4. 47 in 1987 (of 50)
5. 44 in 1985 (of 44)
- 44 in 1989 (of 47)
7. 42 in 1984 (of 42)
8. 41 in 1986 (of 42)
9. 39 in 1978 (of 40)
10. 38 in 1983 (of 45)
- 38 in 1980 (of 38)

XP Kicks Attempted

1. 58 in 1988
2. 54 in 1990
3. 53 in 1982
4. 50 in 1987
5. 47 in 1989
6. 44 in 1985
7. 42 in 1984
- 42 in 1986
9. 40 in 1978
10. 38 in 1980

Most Field Goals Made

1. 23 in 1987
2. 22 in 1980
3. 18 in 1985
4. 17 in 1984
- 17 in 1989
6. 15 in 1979
- 15 in 1986
8. 14 in 1970
9. 13 in 1977
- 13 in 1971
- 13 in 1990

Most Field Goals Attempted

1. 31 in 1987
2. 30 in 1980
3. 26 in 1989
4. 25 in 1970
- 25 in 1985
6. 24 in 1979
- 24 in 1971
- 24 in 1984
- 24 in 1986
10. 23 in 1977

Total Plays

1. 855 in 1979
2. 848 in 1987
3. 845 in 1978
4. 835 in 1980
5. 830 in 1983
6. 825 in 1982
7. 814 in 1952
8. 810 in 1972
9. 807 in 1984
10. 792 in 1968

Total Offense

1. 5361 in 1987
2. 5124 in 1982
3. 4965 in 1989
4. 4959 in 1984
5. 4922 in 1990
6. 4889 in 1983
7. 4871 in 1988
8. 4522 in 1978
9. 4474 in 1972
10. 4447 in 1985

Total Offense Per Game

1. 487.4 in 1987
2. 465.8 in 1982
3. 451.4 in 1989
4. 451.0 in 1984
5. 447.5 in 1990
6. 444.4 in 1983
7. 442.8 in 1988
8. 432.8 in 1968
9. 411.1 in 1978
10. 406.7 in 1972

Most First Downs Made

1. 269 in 1983
2. 268 in 1987
3. 267 in 1989
4. 254 in 1982
5. 251 in 1984
- 251 in 1988
7. 249 in 1990
8. 233 in 1968
9. 232 in 1978
10. 228 in 1985

First Downs Rushing

1. 152 in 1987
2. 146 in 1984
3. 140 in 1983
4. 137 in 1980
5. 118 in 1985
6. 117 in 1981
7. 116 in 1982
8. 114 in 1988
- 114 in 1990
10. 108 in 1986

First Downs Passing

1. 157 in 1989
2. 129 in 1972
3. 128 in 1978
4. 127 in 1982
- 127 in 1968
6. 124 in 1990
7. 122 in 1988

8. 120 in 1977
9. 117 in 1971
10. 112 in 1970
112 in 1966

First Downs Penalty

1. 26 in 1989
2. 20 in 1975
20 in 1973
4. 18 in 1983
5. 17 in 1966
6. 15 in 1988
15 in 1984
15 in 1976
15 in 1968
10. 14 in 1986
14 in 1985

Most Rushing Plays

1. 603 in 1980
2. 571 in 1984
3. 530 in 1987
4. 519 in 1975
5. 518 in 1983
6. 515 in 1953
7. 507 in 1979
8. 503 in 1985
9. 492 in 1981
10. 488 in 1976

Rushing Yards Per Play

1. 5.69 in 1985
2. 5.65 in 1987
3. 5.29 in 1984
4. 5.06 in 1990
5. 5.00 in 1988
6. 4.95 in 1949
7. 4.90 in 1982
8. 4.87 in 1983
9. 4.43 in 1986
10. 4.34 in 1968

Most Yards Rushing

1. 3021 in 1984
2. 2995 in 1987
3. 2552 in 1983
4. 2369 in 1985
5. 2339 in 1982
6. 2195 in 1988
7. 2194 in 1949
8. 2142 in 1953
9. 2138 in 1980
10. 2137 in 1990

Most Yards Rushing Per Game

1. 274.6 in 1984
2. 272.3 in 1987
3. 229.3 in 1983
4. 225.9 in 1950
6. 219.4 in 1949
6. 215.4 in 1985
7. 214.2 in 1953
8. 212.6 in 1982
9. 210.3 in 1948
10. 205.0 in 1951

Most Pass Attempts

1. 389 in 1972
2. 387 in 1989
3. 369 in 1978
4. 356 in 1969
356 in 1968
6. 352 in 1967
7. 348 in 1982
348 in 1990

Most Pass Completions

1. 230 in 1989
2. 222 in 1990
3. 209 in 1972
4. 206 in 1978
5. 195 in 1968
6. 191 in 1969
7. 190 in 1967
190 in 1982
9. 188 in 1988
10. 176 in 1983

Most Times Intercepted

1. 23 in 1972
2. 21 in 1973
21 in 1967
21 in 1954
5. 18 in 1981
18 in 1988

Highest Completion Percentage

1. 63.8 in 1990
2. 59.4 in 1989
3. 59.0 in 1964
4. 58.9 in 1988
5. 58.6 in 1980
6. 56.2 in 1983
7. 55.8 in 1978
8. 55.5 in 1976
9. 55.0 in 1971
10. 54.8 in 1968

Most Yards Passing

1. 3448 in 1989
2. 2974 in 1972
3. 2844 in 1968
4. 2838 in 1970
5. 2785 in 1982
2785 in 1990
7. 2750 in 1971
8. 2749 in 1978
9. 2676 in 1988
10. 2367 in 1983

Most Yards Passing Per Game

1. 313.5 in 1989
2. 284.4 in 1968
3. 270.4 in 1972
4. 258.4 in 1967
5. 258.0 in 1970
6. 255.0 in 1969
7. 253.2 in 1982
253.2 in 1990

Most Punts

1. 81 in 1973
2. 66 in 1979
3. 65 in 1981
4. 63 in 1970
5. 61 in 1974
61 in 1965
7. 59 in 3 years
8. 57 in 1980

Highest Punt Average

1. 45.2 in 1981
2. 45.1 in 1980
3. 43.1 in 1985
4. 42.3 in 1984
5. 42.2 in 1983
6. 42.0 in 1986
7. 40.6 in 1970
8. 40.0 in 1978
9. 39.7 in 1979
10. 39.6 in 1965

Most Interceptions

1. 25 in 1968
2. 24 in 1982
24 in 1949
4. 23 in 1979
23 in 1989
6. 22 in 1972
22 in 1985
8. 21 in 1948
21 in 1990
10. 20 in 1969

Tribe Tidbit

Part of the reason for Florida State's success in 1990 was its low rate of turnovers. In fact, the Seminoles ranked third in the nation last year in turnover margin as it committed only 16 turnovers but forced its opponents into 37. A listing of FSU's 1990 turnovers, by game:

GAME*	PLAYER	TURNOVER	NOTES
East Carolina	Edgar Bennett	Fumble after Catch	Second Play of Year
Ga. Southern	Reggie Johnson	Fumble	
	Brad Johnson	Interception	
Tulane	Casey Weldon	Interception	
Virginia Tech	Brad Johnson	3 Interceptions	
Miami	Brad Johnson	Interception, Fumble	
	Reggie Johnson	Fumble after Catch	
Auburn	Casey Weldon	Interception, Fumble	Fumble-rookie
	Terrell Buckley	Fumble	On punt return
LSU	Casey Weldon	Interception	
	Kenny Felder	Interception	
Memphis State	Casey Weldon	Interception	

* No turnovers in the South Carolina, Cincinnati and Florida games.

RECORD AGAINST ALL OPPONENTS

TEAM	FIRST	LAST	MTG	MTG SITE	SCORE	W	L	T
Ab. Christian	1953	1957	H		34-7	1	2	0
Alabama	1965	1974	H		7-8	0	2	1
Arizona St.*	1971	1984	A		52-44	3	1	0
Auburn*	1954	1990	A		17-20	4	13	1
Baylor	1965	1974	H		17-21	1	2	0
Boston Col.	1957	1980	H		41-7	2	1	0
Cincinnati	1977	1990	H		70-21	6	0	0
Citadel, The	1955	1962	H		49-0	4	0	1
Clemson	1970	1989	H		23-34	3	2	0
Colorado St.	1972	1974	H		7-14	1	1	0
Cumberland	1947	1948	H		30-0	1	1	0
Delta State	1951	1951	H		34-0	1	0	0
East Carolina	1980	1990	H		45-24	7	0	0
Erskine	1948	1949	H		26-7	1	1	0
FLORIDA	1958	1990	H		45-30	10	22	1
Furman	1952	1987	H		41-10	8	2	0
G. Washington	1961	1961	H		15-7	1	0	0
Georgia*	1954	1984	N		17-17	4	5	1
Ga. Southern	1988	1990	H		48-6	2	0	0
Georgia Tech	1952	1975	A		0-30	0	7	1
Houston	1960	1978	H		21-27	2	12	2
Howard	1950	1950	H		20-6	1	0	0
Indiana*	1986	1986	N		27-13	1	0	0
Iowa State	1975	1975	H		6-10	0	1	0
Jax. Navy	1951	1951	A		39-0	1	0	0
Jacksonville St.	1947	1947	H		0-7	0	1	0
Kansas	1971	1985	H		24-20	4	2	0
Kansas State	1970	1977	A		18-10	3	0	0
Kentucky	1960	1965	A		24-26	1	3	1
Livingston St.	1948	1949	A		6-13	1	1	0
LSU*	1968	1990	H		42-3	6	2	0
La. Tech	1952	1988	H		66-3	1	2	0

FSU tries to even its series record with Big 10 power Michigan on Sept. 28 when it takes on the Wolverines and their star receiver and return man Desmond Howard in Ann Arbor.



LOUISVILLE	1952	1987	H		32-9	10	1	0
Maryland	1966	1968	A		24-14	2	0	0
Memphis St.	1959	1990	N		35-3	10	7	1
MIAMI	1951	1990	A		22-31	14	20	0
MICHIGAN	1986	1986	A		18-20	0	1	0
Michigan St.	1987	1988	H		30-7	2	0	0
Millsaps	1948	1949	H		40-0	2	0	0
Mississippi	1961	1961	A		0-33	0	1	0
Miss. College	1948	1950	H		33-0	3	0	0
Miss. State	1966	1979	H		17-6	7	2	0
Navy	1978	1978	H		38-6	1	0	0
Nebraska*	1980	1989	N		41-17	4	2	0
Newberry	1950	1950	A		24-0	1	0	0
New Mexico St.	1964	1964	H		36-0	1	0	0
N. Carolina*	1983	1986	H		10-0	2	0	1
N. Carolina St.	1952	1969	H		33-22	8	4	0
N. Texas State	1976	1977	H		35-14	2	0	0
Notre Dame	1981	1981	A		19-13	1	0	0
Ohio	1956	1956	H		47-7	1	0	0
Ohio State	1981	1982	A		34-17	2	0	0
Oklahoma*	1965	1980	N		17-18	1	3	0
Oklahoma St.*	1958	1985	N		34-23	3	1	0
Penn State*	1968	1990	N		24-17	1	0	1
Pittsburgh	1971	1983	A		16-17	3	5	0
Ran. Macon	1950	1950	H		40-7	1	0	0
Richmond	1959	1961	H		13-7	3	0	0
San Diego St.	1973	1977	A		16-41	0	2	0
Sewanee	1949	1950	H		14-8	2	0	0
S. CAROLINA	1966	1990	A		41-10	14	3	0
So. Illinois	1982	1982	H		59-8	1	0	0
Southern Miss	1952	1989	N		26-30	12	8	1
Stetson	1947	1954	A		47-6	6	1	1
Sul Ross State	1951	1951	H		35-12	1	0	0
SYRACUSE	1966	1989	A		41-10	2	1	0
Tampa	1948	1959	A		33-0	9	2	0
Temple	1984	1984	H		44-27	1	0	0
Tennessee	1958	1958	A		10-0	1	0	0
Tenn.-Chat.	1984	1984	H		37-0	1	0	0
Tenn. Tech	1947	1958	H		22-7	1	1	0
Texas A&M	1967	1968	H		20-14	2	0	0
TCU	1963	1965	A		3-7	1	2	0
Texas Tech*	1966	1987	H		40-16	4	1	0
Texas Western*	1954	1954	N		20-47	0	1	0
Toledo	1986	1986	H		24-0	1	0	0
Troy State	1947	1951	H		40-0	4	1	0
TULANE**	1983	1990	A		31-13	8	0	0
Tulsa	1969	1985	H		76-14	5	0	0
Utah State	1975	1975	H		17-8	1	0	0
Villanova	1954	1957	A		7-21	3	1	0
Va. Military	1952	1954	A		33-19	2	1	0
VA. TECH	1955	1990	H		39-28	17	10	1
Wake Forest	1956	1973	A		7-9	7	2	1
W. Virginia*	1982	1982	N		31-12	1	0	0
W. Carolina	1981	1985	H		50-10	2	0	0
Whiting Field	1949	1949	H		74-0	1	0	0
Wichita State	1969	1986	H		59-3	2	0	0
William & Mary	1959	1960	H		22-0	1	1	0
Wofford*	1949	1952	A		27-13	3	0	0
Wyoming*	1966	1966	N		20-28	0	1	0

*Bowl Games Included **Forfeit Included
All Caps & Bold Face type indicates 1991 opponent

BEST PERFORMANCES BY OPPONENTS

Individual

- Most Yards Rushing** - 304, Sam DeJarnette, Southern Mississippi, 1982
- Most Times Carried** - 43, Sam DeJarnette, Southern Mississippi, 1982
- Most Yards Passing** - 532, Jeff VanRaaphorst, Arizona State, 1984
- Most Passes Attempted** - 59, Jeff VanRaaphorst, Arizona State, 1984
- Most Passes Completed** - 38, Jeff VanRaaphorst, Arizona State, 1984
- Most Passes Caught** - 13, Gary Williams, Ohio State, 1981
- Most Yards Pass Receiving** - 229, Gary Williams, Ohio State, 1981
- Most Total Offense** - 532, Jeff VanRaaphorst, Arizona State, 1984
- Longest Touchdown Run From Scrimmage** - 94, Roger Craig, Nebraska, 1981
- Longest Punt Return** - 86, Daryl Cox, Kentucky, 1961 (TD)
- Most Touchdowns On Returns** - 2, Henry Williams, East Carolina, 1983 (1 kickoff, 1 punt)
- Most Interceptions** - 4, Bryant Gilliard, South Carolina, 1984
- Longest Interception Return** - 99, Treg Songy, Tulane, 1983

- Longest Kickoff Return** - 100, Anthony Collins, East Carolina, 1980
- Longest Pass Play** - 95, from Ronnie Fletcher to Ben Hart, Oklahoma (Gator Bowl), 1965 (TD)
- Longest Punt** - 77, Jim Walton, Boston College, 1976; Rob Rajsich, Miami, 1978
- Longest Field Goal** - 61, Wayne Latimer, Virginia Tech, 1975
- Most Field Goals** - 6, Bobby Raymond, Florida, 1983
- Most Fumbles Recovered** - 3, John Hohesiel, Wichita State, 1969

Team

- Passes Attempted** - 54, Florida, 1979; Arizona State, 1984
- Passes Completed** - 38, Arizona State, 1984
- Pass Yardage** - 532, Arizona State, 1984
- Rushing Yardage** - 472, Nebraska, 1981
- Total Offense** - 651, Arizona State, 1984
- Rushing Attempts** - 80, Houston, 1974
- Points Scored** - 59, Auburn, 1985
- Most First Downs (Passing)** - 26, Arizona State, 1984
- Most Fumbles** - 17, Wichita State, 1969
- Most Fumbles Lost** - 10 (of 17), Wichita State, 1969
- Most Interceptions (Defense)** - 7, South Carolina, 1984
- Most Interceptions Returned for TDs** - 2, Auburn, 1985
- Penalties** - 18, South Carolina, 1985



The cost of FSU football tickets and the salaries of head coaches have changed dramatically since Florida State started its football program in 1947 as evidenced by the following chart.

YEAR	COST of BEST TICKET	HEAD COACH	SALARY
1947	\$2.00	Ed Williamson	\$4,200
1948	\$2.00	Don Veller	\$5,200
1953	\$4.00	Tom Nugent	\$8,000
1959	\$4.00	Perry Moss	\$14,000
1960	\$5.00	Bill Peterson	\$14,000
1971	\$7.00	Larry Jones	\$27,500
1974	\$7.00	Darrell Mudra	\$30,000
1976	\$7.00	Bobby Bowden	\$37,500

COACHES & CAPTAINS

YEAR	COACH	CAPTAINS	W	L	T	FSU PTS.	OPP PTS.
1947	Ed Williamson	Jack McMillan, Phil Rountree	0	5	0	18	90
1948	Don Veller	Game Captains	7	1	0	152	64
1949*	Don Veller	Hugh Adams	9	1	0	291	59
1950	Don Veller	Duke Maltby	8	0	0	219	54
1951	Don Veller	Bill Dawkins	6	2	0	194	72
1952	Don Veller	Curtis Campbell, Vic Szczepanik	1	8	1	101	261
1953	Tom Nugent	Steve Kalenich, Bobby Fiveash	5	5	0	183	146
1954*	Tom Nugent	Game Captains	8	4	0	277	190
1955	Tom Nugent	Bob Crenshaw, Don Powell	5	5	0	147	186
1956	Tom Nugent	Joe Holt, Buck Metz	5	4	1	178	116
1957	Tom Nugent	Ron Schomburger	4	6	0	136	165
1958*	Tom Nugent	Vic Prinzi, Bobby Renn	7	4	0	218	124
1959*	Perry Moss	John Spivey, Al Ulmer	4	6	0	149	132
1960	Bill Peterson	Tony Romeo	3	6	1	111	136
1961	Bill Peterson	Steve Klesius	4	5	1	93	128
1962	Bill Peterson	Gene McDowell	4	3	3	170	69
1963	Bill Peterson	Steve Klesius	4	5	1	167	93
1964*	Bill Peterson	Bill Dawson, Fred Biletnikoff, George D'Alessandro	9	1	1	263	85
1965	Bill Peterson	Bill McDowell, Max Wettstein	4	5	1	121	119
1966*	Bill Peterson	Game Captains	6	5	0	274	215
1967*	Bill Peterson	Game Captains	7	2	2	250	187
1968*	Bill Peterson	Game Captains	8	3	0	308	211
1969	Bill Peterson	Game Captains	6	3	1	220	182
1970	Bill Peterson	Game Captains	7	4	0	254	195
1971*	Larry Jones	Rhett Dawson, John Lanahan	8	4	0	309	174
1972	Larry Jones	Gary Huff, Larry Strickland	7	4	0	287	224
1973	Larry Jones	Jim Malkiewicz, Don Sparkman	0	11	0	98	331
1974	Darrell Mudra	Joe Goldsmith, Bert Cooper	1	10	0	130	289
1975	Darrell Mudra	Greg Johnson, Jeff Gardner	3	8	0	187	213
1976	Bobby Bowden	Jimmy Black, Jeff Leggett, Joe Camps, Rudy Thomas	5	6	0	205	258
1977*	Bobby Bowden	Aaron Carter, Bill Duley, Larry Key, Tom Rushing, Nat Terry	10	2	0	314	170
1978	Bobby Bowden	Nate Henderson, Willie Jones, Ivory Joe Hunter	8	3	0	312	208
1979*	Bobby Bowden	Mike Good, Ivory Joe Hunter, Scott Warren, Wally Woodham	11	1	0	326	160
1980*	Bobby Bowden	Reggie Herring, Greg Futch, Ron Simmons, Ken Lanier	10	2	0	369	103
1981	Bobby Bowden	James Harris, James Gilbert, Rohn Stark, Michael Whiting, Rick Stockstill	6	5	0	240	286
1982*	Bobby Bowden	Game Captains	9	3	0	419	254
1983*	Bobby Bowden	Game Captains	8	4	0	381	312
1984*	Bobby Bowden	Greg Allen, Joe Wessel, Henry Taylor	7	3	2	405	254
1985*	Bobby Bowden	John Ionata, Todd Stroud, Kirk Coker	9	3	0	402	248
1986*	Bobby Bowden	Fred Jones, Gerald Nichols, Louis Berry, Jim Hendley	7	4	1	393	218
1987*	Bobby Bowden	Danny McManus, Paul McGowan, Marty Riggs, Pat Carter	11	1	0	481	163
1988*	Bobby Bowden	Chip Ferguson, Deion Sanders, Alphonso Williams	11	1	0	455	172
1989*	Bobby Bowden	Peter Tom Willis, LeRoy Butler, Dexter Carter	10	2	0	383	182
1990*	Bobby Bowden	Lawrence Dawsey, Corian Freeman, Anthony Moss, Bill Ragans	10	2	0	435	189
TOTALS			282	172	16	11,025	7,687

*Bowl Game Included



In 1982, Florida State football really was a family affair for the Bowdens. That season, Coach Bowden's son, Jeff, was a wide receiver for Florida State while his brothers, Terry and Tommy were volunteer and part-time assistants on that staff. All three have gone into coaching as a profession. Terry is now the head coach at Samford University in Birmingham and Jeff is an assistant at Southern Miss. Tommy is the offensive coordinator at Auburn.

Homecoming Games

(34 Wins, 8 Losses, 1 Tie)

YEAR	OPPONENT	FSU	OPP
1948	Tampa	33	12
1949	Millsaps	40	0
1950	Sewanee	14	8
1951	Stetson	13	10
1952	Furman	0	9
1953	Stetson	13	6
1954	Furman	33	14
1955	The Citadel	39	0
1956	Wake Forest	14	14
1957	Virginia Tech	20	7
1958	Tampa	43	0
1959	William & Mary	0	9
1960	Kentucky	0	23
1961	Southern Mississippi	0	12
1962	Houston	0	7
1963	North Carolina State	14	0
1964	Kentucky	48	6
1965	Wake Forest	35	0
1966	Wake Forest	28	0
1967	Texas Tech	28	12
1968	Wake Forest	42	24
1969	South Carolina	34	9
1970	Virginia Tech	34	8
1971	Mississippi State	27	9
1972	Colorado State	33	0
1973	Memphis State	10	13
1974	Virginia Tech	21	56
1975	Miami (Florida)	22	24
1976	Southern Mississippi	30	27
1977	North Texas State	35	14
1978	Navy	38	6
1979	South Carolina	27	7
1980	Boston College	41	7
1981	Western Carolina	56	31
1982	Southern Illinois	59	8
1983	Cincinnati	43	17
1984	Tennessee-Chattanooga	37	0
1985	Western Carolina	50	10
1986	Southern Mississippi	49	13
1987	Tulane	73	14
1988	Georgia Southern	28	10
1989	South Carolina	35	10
1990	Cincinnati	70	21

Academic All-Americans

(Selected by the College Sports Information Directors of America)

FIRST TEAM

1972 - Gary Huff (QB)
 1979 - Phil Williams (WR)
 1979 - Keith Jones (DB)
 1980 - Keith Jones (DB)
 1981 - Rohn Stark (P)

SECOND TEAM

1957 - Ron Schomberger (E)
 1981 - Phil Williams (WR)
 1985 - Martin Mayhew (CB)
 1989 - Dave Roberts (TE)

The Bob Crenshaw Award

Given in memory of Robert E. (Bob) Crenshaw, 1955, Florida State football captain and student leader who was killed in a jet crash in 1958, the plaque's inscription reads: "To the Football Player With the Biggest Heart." The recipient is chosen by his teammates as the man who best exemplified the "qualities that made Bob Crenshaw an outstanding football player and person."

1958	Al Ulmer	Guard
1959	Ramon Rogers	Center
1960	Abner Bigbie	Fullback
1961	Paul Andrews	Fullback
1962	Jim Sims	Tackle
1964	Larry Brinkley	Fullback
1964	Dick Hermann	Linebacker
1965	Howard Ehler	Defensive Back
1966	Ed Pope	Guard
1967	Kim Hammond	Quarterback
1968	Billy Gunter	Running Back
1969	Stan Walker	Guard
1970	Theron Bass	Linebacker
1971	Bill Henson	Defensive Tackle
1972	Allen Dees	Center
1973	Steve Bratton	Defensive End
1974	Jeff Gardner	Offensive Guard
1975	Lee Nelson	Defensive Back
1976	Joe Camps	Defensive Back
1977	Aaron Carter	Linebacker
1978	Scott Warren	Defensive End
1979	Greg Futch	Offensive Tackle
1980	Monk Bonasorte	Defensive Back
1981	Barry Voltapetti	Offensive Tackle
1982	Blair Williams	Quarterback
1983	Tom McCormick	Center
1984	Todd Stroud	Noseguard
1985	Pete Panton	Tight End
1986	Greg Newell	Free Safety
1987	Mark Salva	Center
1988	Joey Ionata	Offensive Tackle
1989	Tony Yeomans	Offensive Guard
1990	Lawrence Dawsey	Wide Receiver

Little All-Americans

1948 - Hugh Adams (T)
 1949 - Hugh Adams (T)
 1950 - Jerry Morrival (T)
 1951 - Bill Dawkins (G)
 1952 - Curt Campbell (E)
 1954 - Al Makowiecke (G)

NCAA Past Graduate Scholarship

1980 - Phil Williams (WR)
 1987 - David Palmer (ILB)
 1990 - Dave Roberts (TE)



Coach Bobby Bowden has done well in homecoming games during his career at Florida State. His record is a perfect 15-0 in homecoming matchups.

TV TIME

Over the past five years, Bobby Bowden's enormously successful Florida State teams have been attracting a national following by virtue of their many appearances on national television. The entire country has learned what fans in Tallahassee and across the state of Florida have known for years — that Seminole football, Bobby Bowden style, is exciting and fun to watch.

With a diversified offense, talented athletes, and a schedule annually rated among the nation's toughest, not to mention Bowden's propensity for the occasional trick or two, the major television networks vie to broadcast FSU's top games each year.

In the 15 years since Bowden took over the helm of the FSU program, the Seminoles have been televised 57 times by six major networks, and have a 38-17-2 record in those games. Forty-five of those 57 broadcasts went to a nationwide audience, including five last season and seven in 1989!

Florida State's battles with intra-state rivals Miami and Florida annually attract network coverage as FSU has been featured on television against one of those two teams 20 times since 1968, including eight times in the last four seasons. But the Tribe's matchups with "traditional" national powers like Michigan, Nebraska and Penn State have gained just as much attention, as have re-

gional battles with Clemson, South Carolina and LSU, to name a few.

This season, Florida State fans across the country can watch the Seminoles kick off the 1991 college football season against Brigham Young at the Disneyland Pigskin Classic and will see the Tribe take on the highly-regarded Michigan Wolverines in Ann Arbor as both contests will be nationally televised. In addition to November games against Miami and Florida sure to attract the networks' attention, midseason games against Syracuse and LSU could gain national exposure.

Since FSU's first television appearance — against Oklahoma State in the 1958 Bluegrass Bowl — Florida State has appeared on ABC 33 times, on CBS 10 times, on NBC four times and on WTBS nine times. In addition, the Seminoles have been featured on ESPN 11 times since 1985, including five times in 1989. Florida State made 44 of its 71 network television appearances during the decade of the '80s and reached its maximum number of regular season showings in two of the last three years. Since 1958, the Seminoles own a 44-24-3 record on television.

In addition to national coverage, most Florida State games not picked up by a national network are broadcast throughout the state of Florida and to other locales in the U.S. by cable's Sunshine Network, either live or on tape delay. The Sunshine Network also carries a weekly highlight show during the season, providing further exposure of Seminole football.



THE BOBBY BOWDEN SHOW

The Bobby Bowden Show is televised in the Southeast's top four media markets and throughout the entire state of Florida.

Bobby Bowden is joined each week on the show by co-hosts Gene Deckerhoff and the Seminoles' No. 1 fan — Burt Reynolds. Every Sunday during football season, Bowden and Deckerhoff review the action-packed highlights of the previous day's games while Reynolds hosts a special feature called "Great Moments in Florida State History."

Following is a list of stations which are scheduled to carry the show in 1991.

STATION	MARKET	CHANNEL
WFTS (FOX)	Tampa/St. Petersburg	28
WEAR (ABC)	Pensacola	3
WMBB (ABC)	Panama City	13
WJKS (ABC)	Jacksonville	7
WCTV (CBS)	Tallahassee	6
WVEU (IND)	Atlanta, Ga.	69
WSVN (FOX)	Miami	7
WFTV (ABC)	Orlando/Daytona Beach	9
WPBF (ABC)	West Palm Beach	25
WFTX (FOX)	Ft. Myers/Naples	26
Sunshine Network (Cable)		
SportSouth Network (Cable)		



Honest, friendly and witty, FSU Head Coach Bobby Bowden is a favorite of the television networks as are his exciting teams.



SEMINOLES ON TV

(Won 44, Lost 24, Tied 3)

SEASON	OPPONENT	LOCATION	SCORE	NETWORK	BOWL
1958	Oklahoma State	Louisville, KY	6-15	ABC*	Bluegrass
1959	Virginia Tech	Blacksburg, VA	7-6	ABC	-
1965	Oklahoma	Jacksonville, FL	36-19	ABC*	Gator
1966	Virginia Tech	Blacksburg, VA	21-23	ABC	-
1966	Wyoming	El Paso, TX	20-28	NBC*	Sun
1967	Memphis State	Memphis, TN	26-7	ABC	-
1967	Penn State	Jacksonville, FL	17-17	ABC*	Gator
1968	Florida	Tallahassee, FL	9-3	ABC	-
1968	Louisiana State	Atlanta, GA	27-31	TV-Sports*	Peach
1969	N.C. State	Tallahassee, FL	33-22	ABC	-
1970	Houston	Tampa, FL	21-53	ABC	-
1971	Miami	Miami, FL	20-17	ABC	-
1971	Arizona State	Tempe, AZ	38-45	Mizlou	Fiesta
1972	Auburn	Auburn, AL	14-27	ABC	-
1977	Florida	Gainesville, FL	37-9	ABC	-
1977	Texas Tech	Orlando, FL	40-17	Mizlou*	Tangerine
1978	Miami	Miami, FL	31-21	ABC	-
1978	Navy	Tallahassee, FL	38-6	ABC	-
1979	Virginia Tech	Blacksburg, VA	17-10	ABC	-
1979	Louisiana State	Baton Rouge, LA	24-19	ABC	-
1979	Florida	Gainesville, FL	27-16	ABC*	-
1979	Oklahoma	Miami, FL	7-24	ABC*	Orange
1980	Memphis State	Memphis, TN	24-3	ABC	-
1980	Virginia Tech	Tallahassee, FL	31-7	ABC	-
1980	Florida	Tallahassee, FL	17-13	ABC*	-
1980	Oklahoma	Miami, FL	17-18	ABC*	Orange
1981	Miami	Tallahassee, FL	19-27	ABC	-
1981	Southern Miss	Tallahassee, FL	14-58	ABC	-
1982	Miami	Miami, FL	24-7	CBS	-
1982	Louisville	Tallahassee, FL	49-14	WTBS*	-
1982	West Virginia	Jacksonville, FL	31-12	ABC*	Gator
1983	Louisiana State	Baton Rouge, LA	40-35	ABC	-
1983	Louisville	Tallahassee, FL	51-7	WTBS*	-
1983	Florida	Gainesville, FL	14-53	CBS*	-
1983	North Carolina	Atlanta, GA	28-3	CBS*	Peach
1984	South Carolina	Columbia, SC	26-38	ABC*	-
1984	Florida	Tallahassee, FL	17-27	ABC*	-
1984	Georgia	Orlando, FL	17-17	NBC*	Citrus
1985	Tulane	New Orleans, LA	38-12	WTBS*	-
1985	Nebraska	Lincoln, NE	17-13	ABC*	-
1985	Memphis State	Tallahassee, FL	19-19	WTBS*	-
1985	Auburn	Auburn, AL	28-59	WTBS*	-
1985	Miami	Tallahassee, FL	27-35	ABC	-
1985	South Carolina	Tallahassee, FL	56-14	ESPN*	-
1985	Oklahoma State	Jacksonville, FL	34-23	ABC*	Gator
1986	Nebraska	Lincoln, NE	17-34	ABC*	-
1986	North Carolina	Tallahassee, FL	10-10	WTBS*	-
1986	Miami	Miami, FL	23-41	CBS*	-
1986	Indiana	Birmingham, AL	27-13	WTBS*	All-American
1987	Miami	Tallahassee, FL	25-26	CBS*	-
1987	Auburn	Auburn, AL	34-6	CBS*	-
1987	Florida	Gainesville, FL	28-14	CBS*	-
1988	Nebraska	Tempe, AZ	31-28	NBC*	Fiesta
1988	Miami	Miami, FL	0-31	CBS*	-
1988	Clemson	Clemson, SC	24-21	CBS*	-
1988	Michigan State	Tallahassee, FL	30-7	ESPN*	-
1988	South Carolina	Columbia, SC	59-0	ESPN*	-
1988	Florida	Tallahassee, FL	52-17	ESPN*	-
1989	Auburn	New Orleans, LA	13-7	ABC*	Sugar
1989	Southern Miss	Jacksonville, FL	26-30	WTBS*	-
1989	Clemson	Tallahassee, FL	23-34	ESPN*	-
1989	LSU	Baton Rouge, LA	31-21	ESPN*	-
1989	Auburn	Tallahassee, FL	22-14	ESPN*	-
1989	Miami	Tallahassee, FL	24-10	ESPN*	-
1989	Florida	Gainesville, FL	24-17	ESPN*	-
1989	Nebraska	Tempe, AZ	41-17	NBC*	Fiesta
1990	Miami	Miami, FL	22-31	CBS*	-
1990	Auburn	Auburn, AL	17-20	ESPN*	-
1990	LSU	Tallahassee, FL	42-3	WTBS*	-
1990	Florida	Tallahassee, FL	45-30	ESPN*	-
1990	Penn State	Miami, FL	24-17	Raycom*	Blockbuster

*Nationally televised

Record Book



The Seminoles have appeared in nationally televised games 45 times since 1958. FSU's record, in those national games only, is 27-15-3. FSU's appearances on national television, by network.

NETWORK	FSU APPEARANCES
ABC	14
ESPN	9
CBS	8
WTBS	8
NBC	4
TV Sports	1
Mizlou	1

ALL-TIME LETTERMEN

A

Abbott, Bryce, 1989, 90
 Abraira, Phillip, 1967, 68, 69
 Adams, Hugh, 1949, 50
 Adams, Robert, 1978, 80
 Alexander, Ken, 1990
 Allen, Billy, 1981, 82, 83, 84
 Allen, Clyde, 1990
 Allen, Glenn, 1949
 Allen, Greg, 1981, 82, 83, 84
 Allen, Mike, 1972, 73, 74
 Allen, Steve, 1990
 Alvarez, David, 1990
 Amman, Richard, 1969, 70, 71
 Anderson, Bob, 1973
 Anderson, Bobby, 1971, 72, 73
 Andrews, Paul, 1959, 60, 61
 Andrews, Richie, 1987, 88, 89, 90
 Anthony, Terry, 1986, 87, 88, 89
 Arnold, Jim, 1950, 51, 56, 57
 Arnold, Phil, 1971, 72, 73
 Ashley, Tracy, 1981, 82, 83
 Ashmore, Robert, 1969, 70, 71
 Askin, Ahmet, 1972, 73
 Avezzano, Joe, 1963, 64, 65

B

Baggett, Leo, 1954, 55, 56, 58
 Bagnell, Clare (Bud), 1956, 57, 58, 59
 Bailey, Tom, 1968, 69, 70
 Bailey, Winfred, 1962, 63, 64
 Baker, Bill, 1957, 58
 Baker, Robbie, 1989, 90
 Baker, Sam, 1950
 Baker, Shannon, 1989, 90
 Barakas, Chris, 1947, 48, 49
 Barber, Bob, 1953, 54
 Barco, Barry, 1983, 84, 85
 Barnes, Mike, 1976, 77
 Barnes, Troy, 1954, 55, 56, 57
 Barnes, Wendell, 1947
 Barré, Mike, 1990
 Barwick, Parrish, 1982, 84, 85, 86
 Bass, Theron, 1968, 69, 70
 Bassett, David, 1988, 89, 90
 Battaglia, Carmen, 1955, 56, 57, 58
 Beckman, Ed, 1973, 74, 75, 76
 Bell, Bruce, 1973
 Bengston, Brian, 1970
 Benner, Wayne, 1950, 51
 Bennett, Edgar, 1987, 89, 90
 Benson, Joe, 1966, 67, 68
 Berry, Louis, 1983, 84, 85, 86
 Beville, Steve, 1969
 Bibert, Maury, 1963, 64, 65
 Bickford, Roy, 1959, 60, 61
 Biletrikoff, Fred, 1962, 63, 64
 Bisbee, Hamilton, 1955, 56, 57
 Bishop, William, 1947
 Black, Jimmy, 1973, 74, 76
 Blankenship, Buddy, 1965
 Blatt, Mike, 1965, 66, 67
 Blazovich, Mike, 1960, 61, 62
 Bloodworth, Steve, 1983
 Bonasorte, Monk, 1977, 78, 79, 80
 Booth, Charles, Jr., 1951, 52, 53

Boris, Frederick, 1947
 Bowden, Jeff, 1981, 82
 Boyer, George, 1952, 53, 56, 57
 Bradley, Preston, 1950, 51
 Braggins, David, 1965, 66
 Brannon, Tom, 1979, 80, 81
 Bratton, Steve, 1970, 71, 72, 73
 Bright, Leon, 1974, 75, 76
 Bringer, Harry, 1949, 50, 51, 52
 Brinkley, Larry, 1961, 62, 63
 Brown, Bill, 1955, 56, 57, 58
 Brown, Charlie, 1951, 52
 Brown, Mack, 1972, 73
 Brown, John, 1986, 87, 89
 Brown, Laron, 1989, 90
 Brown, Tommy, 1950, 51, 53
 Browning, Bob, 1947, 48
 Brownlee, Roger, 1981, 82
 Bruner, Jerry, 1961, 62, 63
 Bryant, Buddy, 1947, 50, 53
 Bryant, Phillip, 1985
 Buckley, Terrell, 1989, 90
 Bugar, Mike, 1965, 67, 68
 Burkhardt, Bill, 1966
 Burnett, Ken, 1980, 81, 82
 Burt, Bobby, 1968
 Burton, Clint, 1966, 67, 68
 Butler, Bobby, 1977, 78, 79, 80
 Butler, LeRoy, 1987, 88, 89
 Butts, Marion, 1987, 88

C

Cahoon, Phil, 1973, 74
 Calhoun, Charles, 1961, 62, 63
 Campbell, Allen Dale, 1981, 82
 Campbell, Bill, 1965, 66
 Campbell, Curt, 1950, 51, 52
 Camps, Joe, 1974, 75, 76
 Capece, Bill, 1977, 78, 79, 80
 Cappellet, Davy, 1976, 77, 78, 79
 Cappelman, Bill, 1968, 69
 Carballo, Manny, 1982
 Carnes, George, 1952
 Carnes, Robert T., 1957
 Carollo, Phil, 1986, 87, 88
 Carreker, Alphonso, 1980, 81, 82, 83
 Carrell, Duane, 1969, 70, 71
 Carmuthers, Kirk, 1988, 89, 90
 Carter, Aaron, 1974, 75, 76, 77
 Carter, Dexter, 1986, 87, 88, 89
 Carter, Keith, 1986, 87, 88, 89
 Carter, Pat, 1984, 85, 86, 87
 Carter, Walter, 1976, 77, 78, 79
 Carter, Wes, 1947
 Causey, Jim, 1962, 63
 Caven, Jay, 1976, 77
 Chaney, James, 1988, 89, 90
 Chaudron, Ralph, 1947, 48, 49
 Chavers, Lenny, 1981, 83, 84, 85
 Cherry, Gator, 1976, 77
 Cheshire, Bill, 1967, 68
 Childers, Sam, 1978, 79, 80, 81
 Cicalese, Pat, 1984
 Clark, Deondri, 1989, 90
 Clark, Ed, 1985
 Clark, Ed, 1989, 90
 Clayton, Harvey, 1980, 81, 82

Clower, Johnny, 1989, 90
 Coes, Richard, 1990
 Coffield, Randy, 1973, 74, 75
 Coggin, Redus, 1980, 81, 82
 Colker, Kirk, 1984, 85
 Coleman, Jerry, 1981, 82
 Coleman, Jug, 1948
 Collier, Danny, 1980
 Cone, Ken, 1959, 60
 Conrad, Harold, 1947
 Conway, Pat, 1964, 65, 66
 Cooper, Burt, 1972, 73, 74
 Coppess, Ron, 1974
 Corcoran, Dan, 1976
 Corlew, Tim, 1988
 Corral, Kent, 1970, 71
 Corso, Lee, 1953, 54, 55, 56
 Costello, Jim, 1947
 Coursey, Jarvis, 1978, 79, 80, 81
 Cox, Billy, 1966, 67, 68
 Cox, Gene, 1955
 Craig, John, 1954, 55, 57, 58
 Crenshaw, Bob, 1952, 53, 54, 55
 Crona, Joe, 1947, 48
 Crowe, John, 1966, 67, 68
 Cullom, Bill, 1954
 Curchin, Jeff, 1968, 69

D

D'Alessandro, George, 1963, 64, 65
 Daly, Bill, 1961, 62, 63
 Dane, Doug, 1975, 76, 77
 Daniel, Jim, 1959, 60, 61
 Daniels, Dan, 1971
 Darsey, Bruce, 1960, 61, 62
 Davis, Bo, 1958
 Davis, Bob, 1983
 Davis, Brian, 1985, 86, 88
 Davis, Danish, 1981, 82
 Davis, Ed, 1971, 72, 73
 Davis, George, 1969
 Davis, John, 1989, 90
 Davis, Lemuel, 1947
 Dawson, Mike, 1972, 73, 74
 Dawkins, Bill, 1948, 49, 50, 51
 Dawsey, Lawrence, 1987, 88, 89, 90
 Dawson, Bill, 1962, 63, 64
 Dawson, Rhett, 1969, 70, 71
 DeCosmo, James, 1947
 Dees, Allen, 1970, 71, 72
 DeFrancesco, Frank, 1960, 61
 DeMaria, John, Jr., 1970, 71, 72, 73
 Dennis, Wendell, 1950
 Denson, Dwayne, 1984
 Deremer, Jeff, 1990
 Dillberry, Jason, 1990
 Dilsaver, Ed, 1947
 DiMare, Scott, 1986, 88
 Dinkins, Howard, 1988, 89, 90
 Dixon, Reggie, 1989, 90
 Dobosz, Stan, 1952, 53, 56, 57
 Dodge, Dedrick, 1966, 67, 68, 69
 Donatelli, Donald, 1959, 60, 61
 Dowell, J. D., 1983, 84
 Downey, Joe, 1972, 73, 74
 Driver, Bill, 1950, 51, 52
 Duckworth, Bob, 1949
 Dukes, Jarnie, 1982, 83, 84, 85
 Duley, Bill, 1975, 76, 77

E

Eaford, John, 1984, 86
 Eagerton, Terry, 1967, 68
 Eason, Chuck, 1966, 67, 68
 Edwards, Jack, 1962, 63, 64
 Ekonomou, Nick, 1988, 89

Ehler, Howard, 1963, 64, 65
 Elam, Bobby, 1972, 73
 Elliot, Chuck, 1966, 67, 68
 Elliot, Robert, 1955, 56
 El Shahawy, Magdi, 1987, 88
 Espenship, Jack, 1958, 59
 Eubanks, Norman, 1948, 49, 50
 Everett, Jimmy, 1972, 73, 74, 75
F
 Falvo, Tony, 1974, 75
 Fearster, Tom, 1954, 55
 Feely, Eddie, 1960, 61, 62
 Felder, Kenny, 1990
 Fenner, Lane, 1966, 67
 Fenwick, Jack, 1966, 67, 68
 Ferguson, Bob, 1947
 Ferguson, Charles, 1978
 Ferguson, Chip, 1985, 86, 87, 88
 Ferguson, Matt, 1990
 Ferrell, Marvin, 1990
 Fick, Happy, 1960
 Filchock, John, 1948
 Fiore, Dano, 1971
 Fiveash, Bobby, 1951, 52, 53
 Flasher, Tim, 1984
 Flath, John, 1990
 Flowers, Jackie, 1976, 77, 78, 79
 Floyd, Don, 1962, 63, 64
 Floyd, Victor, 1985, 86, 87, 88
 Fontes, Frank, 1970, 71
 Fotjki, Brad, 1982, 83
 Fountain, Bob, 1956, 57, 58
 Fowler, Leon, 1989, 90
 Fox, Ed, 1948
 Foy, Walter, 1948, 49
 Freeman, Corian, 1987, 88, 89, 90
 Freeman, Reggie, 1989, 90
 Frier, Matt, 1990
 Fucarino, Dan, 1975
 Fuller, Corey, 1990
 Futch, Garry, 1979, 80, 81
 Futch, Greg, 1977, 78, 79, 80
G
 Gabbard, Steve, 1985, 86, 87, 88
 Gainer, Herb, 1984, 85, 86, 87
 Gardner, Jeff, 1973, 74, 75
 Garvin, Terry, 1964, 65
 Gavin, Stan, 1982
 Gaydos, Kent, 1969, 70, 71
 Giardino, Wayne, 1964, 65, 66
 Gibbs, Eric, 1990
 Gibbs, Shane, 1970, 71, 72
 Gibson, Vince, 1954, 55
 Gilbert, Leonard, 1947
 Gilbert, James, 1978, 79, 80, 81
 Gildea, Steve, 1968, 69, 70
 Gilman, Brent, 1968, 69
 Gladden, Don, 1950
 Glass, Chip, 1966, 67, 68
 Glass, Mike, 1970, 71, 72
 Glisson, Gay, 1969, 70, 71
 Glosson, Doug, 1973
 Goldsmith, Joe, 1972, 73, 74
 Good, Mike, 1976, 77, 78, 79
 Grazanella, Jim, 1983
 Graham, Billy, 1953, 54
 Graham, Jerry, 1956, 57, 58
 Grant, Donald, 1947, 48
 Grant, Kevin, 1986, 87, 89
 Gray, Darryl, 1982, 84, 85
 Gray, Hector, 1978, 79
 Gray, Eddie, 1950
 Gray, Mike, 1968

Green, Carl, 1953, 54
 Green, Larry, 1965, 66, 67
 Grilley, Buddy, 1969, 70, 71
 Griffin, Chris, 1973, 74, 75
 Griffin, Kevin, 1983
 Griggley, Terry, 1984
 Grimes, Fred, 1959, 60, 61
 Griner, John, 1952, 55
 Grossman, Rin, 1949
 Gunter, Bill, 1967, 68
 Gunter, Cliff, 1961, 62, 64
 Gurr, Doug, 1966, 67, 68
 Guthrie, Grant, 1967, 68, 69
H
 Hadley, John, 1985, 86, 87, 88
 Haggins, Odell, 1986, 87, 88, 89
 Hall, Chris, 1969
 Hall, Phillip, 1982, 83
 Hall, Randy, 1968, 69
 Hammond, Kim, 1966, 67
 Hanks, David, 1977
 Hanna, Warren, 1981, 82
 Hardy, Jack, 1958, 59, 60
 Harlee, John, 1961, 62
 Harlow, Brian, 1982
 Harmeling, John, 1973, 76
 Harp, Herbert, 1982, 83
 Harp, Thomas, 1986, 87
 Harris, Felix, 1990
 Harris, James, 1979, 80, 81
 Harris, Larry, 1980, 81, 82
 Harris, Wes, 1986
 Harrison, Bruce, 1974, 75, 76
 Hart, Ken, 1966, 67, 68
 Hart, Warren, 1990
 Haskin, Jack, 1947
 Hayes, Eric, 1986, 87, 88, 89
 Hayes, Felton, 1985, 86, 87, 88
 Haynes, Hayward, 1988, 89, 90
 Hebron, Tim, 1985, 86
 Heggie, Bruce, 1983, 84, 85, 86
 Heggins, Jimmy, 1974, 75, 76, 77
 Henderson, Gerald, 1955, 56, 57
 Henderson, Nat, 1977, 78
 Hendley, Jim, 1984, 85, 86
 Henry, Ferrell, 1961, 62, 63
 Henry, Gary, 1978, 79, 80, 82
 Henry, Tommy, 1990
 Henson, Bill, 1970, 71
 Hermann, Dick, 1962, 63, 64
 Herring, Reggie, 1978, 79, 80
 Hester, Jessie, 1981, 82, 83, 84
 Hester, Ron, 1980, 81
 Hewitt, Ted, 1948, 49, 50
 Hiatt, Phill, 1968
 Hillabrand, Tom, 1960, 61, 62
 Hinson, Ron, 1959
 Holloman, Darrin, 1984, 85, 86
 Holloman, Tanner, 1985, 86
 Holt, Joe, 1953, 54, 55, 56
 Holton, Steve, 1957, 58
 Hood, Larry, 1960, 61
 Hooks, Jim, 1957, 58, 59
 Hosack, John, 1965, 66
 Houpe, Gene, 1988, 89, 90
 Houston, Rick, 1980
 Howell, Bobby, 1970
 Huey, Mac, 1950, 51, 52
 Huff, Gary, 1970, 71, 72
 Hugggett, Ernie, 1950, 51
 Hughes, Bill, 1968
 Hughey, Harry, 1947
 Humes, Earl, 1973, 74
 Hunt, Charlie, 1970, 71, 72

Hunter, Ivory Joe, 1977, 78, 79
 Hurst, John, 1966
I
 Ionata, John, 1982, 83, 84, 85
 Ionata, Joe, 1986, 87, 88
 Italiano, Nelson, 1950, 51, 52
J
 Jackson, Bobby, 1974, 75, 76, 77
 Jackson, Lenx, 1983
 Jackson, Sean, 1990
 Jacobi, Howard, 1971, 72
 Jacobs, Charlie, 1956
 Jacobs, Greg, 1984
 Jacobs, Jerry, 1952, 53, 54, 55
 James, Corey, 1990
 Jarrett, James, 1969, 70, 71
 Jax, Garth, 1982, 83, 84, 85
 Johns, John, 1947, 48, 49
 Johnson, Bob, 1939
 Johnson, Brad, 1988, 89, 90
 Johnson, Eddie, 1955, 56, 57
 Johnson, Greg, 1973, 74, 75
 Johnson, Hardis, 1979, 80
 Johnson, Homes, 1979
 Johnson, Lornie, 1990
 Johnson, Reggie, 1987, 88, 89, 90
 Johnson, Tony, 1981, 82, 83
 Johnson, Wade, 1974, 75, 76
 Johnson, Wayne, 1967, 68, 69
 Johnston, Duke, 1967, 68, 69
 Jones, Bob, 1972, 73, 74
 Jones, Cedric, 1981, 82, 83, 84
 Jones, Cletis, 1983, 84, 85
 Jones, Donovan, 1967
 Jones, Fred, 1983, 84, 85, 86
 Jones, Hassan, 1982, 83, 84, 85
 Jones, Jerry, 1965, 66, 67
 Jones, Keith, 1978, 79, 80
 Jones, Keith, 1990
 Jones, Larry, 1973
 Jones, Marvin, 1990
 Jones, Phil, 1973, 74, 75
 Jones, Willie, 1975, 76, 77, 78
 Jordan, Jimmy, 1976, 77, 78, 79
K
 Kaiser, Randy, 1973, 74
 Kalanich, Steve, 1950, 51, 52, 53
 Kalfas, Chris, 1947, 48
 Karlovicz, John, 1951
 Keen, Chris, 1990
 Kendall, Dick, 1948
 Kendrick, Dub, 1948, 49, 50
 Kestner, Ken, 1968, 69, 70
 Key, Larry, 1974, 75, 76, 77
 Keyes, Robert, 1976
 Kimber, Bill, 1957, 58
 Kincaid, Mike, 1975, 76, 77, 78
 Kinderman, Keith, 1961, 62
 King, Grady, 1978, 79, 80
 King, Phillip, 1990
 King, Ronnie, 1953, 54
 Kinrattan, Joe, 1966, 67
 Kirran, Joe, 1966, 67
 Kinsey, Rocky, 1982, 83, 84
 Kissam, Larry, 1965, 66
 Kissner, Mike, 1974, 75, 76
 Klesius, Steve, 1959, 60, 61
 Knight, Mack, 1990
 Knox, Kevin, 1990
 Kolbus, Marty, 1966
 Kratzert, Bill, 1947
 Kuipers, Jason, 1986, 87, 88



Football at Florida State has become a family affair over the years. This year's team boasts the twin talents of the Ostaszewski brothers, but they are not the first brothers, nor the first twins, to play at FSU. In all, 14 sets of brothers have donned the Garnet and Gold while the Ostaszewski twins were preceded by the Rice's, Barry and Beryl, who lettered for the Seminoles from 1968-70. Also on this team is one of the brothers with the longest separation between times at FSU as Marvin Jones joined his brother Fred on FSU's lettermen list last year. FSU's all-time sibling list:

- Dawson, Bill (1962-64) & Rhett (1969-71)
- Futch, Greg (1977-80) & Gary (1979-81)
- Glass, Chip (1966-68) & Mike (1970-72)
- Gunter, Cliff (1961-64) and Bill (1967-68)
- Holloman, Darrin (1984-86) & Tanner (1985-86)
- Ionata, John (1982-85) & Joey (1985-88)
- Jones, Fred (1983-86) & Marvin (1990-)
- McLean, Scott (1979-81) & John (1980-83)
- Merson, Bob (1980-82) & Scott (1982)
- Meseroll, Scott (1973-74) & Mark (1976-77)
- Ostaszewski, Henry (1988-) & Joe (1988-)
- Pernie, Frank (1963-65) & Charles (1965-66)
- Rice, Barry (1968-70) & Beryl (1968-70)
- Whitehead, Bud (1958-60) & Willie (1960)

L

Lamb, Ray, 1958, 59, 60
 Lanahan, John, 1969, 70, 71
 Lanier, Ken, 1977, 78, 79, 80
 LaSane, Bruce, 1987, 88, 89
 Lazzaro, Greg, 1976, 77
 Lee, Amp, 1989, 90
 Leggett, Jeff, 1974, 75, 76
 Leonard, Bud, 1953, 54, 55, 56
 Levings, John, 1960, 61, 62
 Lewis, Buzzy, 1971, 72, 73
 Lewis, Ronald, 1986, 87, 88, 89
 Lockard, Ed, 1950
 Loftin, Jim, 1962
 Logan, Randy, 1968, 69
 Lohse, Bill, 1968, 69, 70
 Lombardi, Carmine, 1950
 Loner, Frank, 1966, 67, 68
 Lopez, Pablo, 1984, 85
 Loucks, Garry, 1972
 Lowe, Ron, 1969
 Lowrey, Kelly, 1981, 82, 83
 Luallen, Eric, 1989
 Lundstrom, Brad, 1989, 90
 Lurie, Howard, 1964, 65
 Lyles, Mark, 1976, 77, 78, 79

Mc

McClure, Don, 1947
 McConaughay, John, 1960, 61, 62
 McCormick, Gene, 1958, 59
 McCormick, Tom, 1981, 82, 83
 McConvey, Errol, 1989, 90
 McCoy, Jerome, 1984
 McCrary, Brian, 1982, 83, 84
 McCullers, Dale, 1966, 67, 68
 McDougal, Tom, 1973
 McDowell, Bill, 1963, 64, 65
 McDowell, Gene, 1960, 61, 62
 McDuffie, Wayne, 1965, 66, 67, 68
 McEachern, Robert, 1968, 69, 70
 McGee, Joe, 1957, 58
 McGill, Eric, 1990
 McGowan, Mike, 1972
 McGowan, Paul, 1984, 85, 86, 87
 McIntosh, Toddrick, 1990
 McKinnie, J. W., 1969, 70, 71
 McKinnon, Bobby, 1973, 74, 75
 McKinnon, Dennis, 1980, 81, 82
 McLaren, Scottie, 1990
 McLean, John, 1980, 81, 82, 83
 McLean, Richard, 1964, 66, 67
 McLean, Scott, 1979, 80, 81
 McManus, Danny, 1985, 86, 87
 McMillan, Charles, 1947
 McMillan, Eddie, 1970, 71, 72, 73
 McMillan, Jack, 1947
 McNease, Y.C., 1961, 62
 McPhillips, Billy, 1973, 74, 75, 76

M

Macek, Mark, 1977, 78, 79, 80
 Mack, Kim, 1982, 83, 84
 MacLean, Ken, 1947, 48, 49
 MacKenzie, Dale, 1962, 63, 64
 Madden, John, 1978, 79, 80, 81
 Magalaki, Paul, 1969, 70, 71
 Majors, Joe, 1957, 58, 59
 Makowiecki, Al, 1953, 54
 Malkiewicz, James, 1972, 73
 Maloy, Rudy, 1973, 74, 75, 76
 Maltby, Duke, 1949, 50
 Mancini, Kevin, 1988, 89, 90
 Mangin, Bob, 1964, 65, 66

Mankins, Jim, 1965, 66
 Mann, Ed, 1952
 Manuel, Bo, 1947, 48, 49
 Marcus, Frank, 1948
 Marcus, Joe, 1948, 49
 Mason, Bill, 1988, 89, 90
 Massey, Harry, 1953, 54
 Massey, Jim, 1963, 64, 65
 Mathieson, Steve, 1974, 75, 76
 Matt, Prince, 1982, 83
 Matthews, Jay Mac, 1965, 66
 May, Monte, 1948, 49, 50
 Mayhew, Martin, 1984, 85, 86, 87
 Mead, Addison, Jr., 1947
 Melton, Leonard, 1947, 48, 49
 Menendez, Bob, 1966, 67
 Merna, John, 1988
 Merson, Bob, 1980, 81, 82
 Merson, Scott, 1982
 Meseroll, Mark, 1976, 77
 Meseroll, Scott, 1973, 74
 Messer, Doug, 1961, 62, 63
 Messinese, Jimmy, 1952, 53, 54
 Metts, Buck, 1953, 54, 55, 56
 Meyer, Carl, 1959, 60
 Middlebrooks, D.L., 1947
 Miles, David, 1971, 72
 Miller, Fred, 1973, 74, 75
 Milligan, Pat, 1981, 82, 83
 Mindlin, Jeremy, 1978, 79
 Minor, Roger, 1970, 71
 Mitchell, Doug, 1969
 Mitchell, Hodges, 1972, 73
 Mobley, Orson, 1982
 Montgomery, George, 1969
 Montgomery, Hal, 1966, 67, 68
 Montgomery, Howell, 1966, 67, 68
 Montgomery, John, 1969, 70, 71
 Moore, Paul, 1988, 89, 90
 Moore, Ron, 1958, 59
 Moore, Ron, 1983
 Moran, Terry, 1958
 Moremen, Bill, 1965, 66, 67
 Morrical, Jerry, 1949
 Morris, Dan, 1983, 84
 Morris, Mike, 1988, 89, 90
 Mosley, Ted, 1967, 68
 Moss, Anthony, 1987, 88, 89, 90
 Mowatt, Zeke, 1980, 81, 82
 Murroe, Art, 1969, 70
 Murdoch, Les, 1963, 64
 Murphy, John, 1972, 73, 74
 Musselman, Bill, 1954, 55, 56, 57
 Mustain, Don, 1959

N

Nance, John, 1990
 Narramore, Lee, 1964
 Newell, Greg, 1984, 85, 86, 87
 Nichols, Gerald, 1982, 84, 85, 86
 Nicklaus, Steve, 1983
 Nellums, Bob, 1956, 57
 Nelson, Lee, 1974, 75
 Norris, Brent, 1971

O

Odom, Billy, 1954, 55, 56
 Oglesby, Paul, 1972
 Olsen, Jim, 1953
 O'Malley, Tom, 1985, 86, 87, 88
 O'Neal, Earl, 1950, 51, 52
 O'reair, Rick, 1970, 71, 72
 Orlando, Mark, 1973
 Osha, Dwight, 1949, 50
 Ostaszewski, Henry, 1988, 89, 90

Ostaszewski, Joe, 1988, 89, 90
 Osteen, Billy, 1947
 Overby, Roger, 1974, 75, 77

P

Pacifico, Al, 1953, 54, 55, 56
 Page, Mike, 1967
 Paige, Lee, 1982
 Pajcic, Gary, 1966, 67, 68
 Palermo, John, 1972, 73
 Palmer, David, 1984, 85, 86, 87
 Palmer, Sterling, 1990
 Pantoni, Pete, 1983, 84, 85
 Parish, Red, 1947, 48, 49
 Parker, Chris, 1988, 89
 Parker, Clint, 1970, 71
 Parks, John, 1985, 86
 Parris, Gary, 1970, 71, 72
 Parrish, Joe, 1963, 64, 65
 Passwaters, Earl, 1972, 73
 Pauldo, Willie, 1990
 Pederson, Don, 1968, 69, 70
 Peirce, Jason, 1990
 Pell, John, 1968, 69
 Pendleton, Larry, 1966, 67, 68
 Pennie, Charles, 1965, 66
 Pennie, Frank, 1963, 64, 65
 Peterson, Dick, 1948, 49
 Petko, Joe, 1963, 64, 65
 Philip, Gerald, 1956, 57
 Pickard, Fred, 1958, 59
 Pickens, Chuck, 1967
 Pinckney, Maurice, 1989, 90
 Pittman, John, 1967, 68
 Pitts, David, 1964
 Piorowski, Paul, 1977, 78, 79, 80
 Platt, Sam, 1978, 79, 80
 Polak, Nat, 1951, 52
 Pope, Edwin, 1965, 66
 Pope, Melvin, Jr., 1957
 Ponder, David, 1980, 81, 82, 83
 Porter, Dave, 1974, 75, 76
 Pounds, Greg, 1972, 73
 Powell, Cliff, 1950
 Powell, Don, 1952, 53, 54, 55
 Prescott, Billy, 1976
 Prestwood, Tom, 1972
 Pritchett, Ed, 1963, 64, 65
 Prior, Brad, 1976
 Prinzi, Vic, 1954, 55, 56, 58
 Proctor, C.N., 1947
 Proctor, William Lee, 1955

Q

Quigley, Bill, 1947, 48
 Quilley, Ed, 1947
 Quinn, John, 1949

R

Ragans, Bill, 1987, 88, 89, 90
 Ragins, Smokey, 1973, 74, 75
 Rainey, Reese, 1971
 Ramsey, Greg, 1977, 78, 79
 Ratliff, Floyd, 1967
 Ratliff, Ron, 1970, 71, 72, 73
 Reddick, Ernie, 1948, 49
 Render, Ricky, 1981, 82, 83
 Rendina, Mike, 1981, 82
 Renn, Bobby, 1956, 57, 58
 Restivo, Sam, 1981, 82, 83
 Reynolds, Burt, 1954
 Reynolds, Detroit, 1973, 74, 75, 76
 Rhodes, Bill, 1966, 67, 68
 Rice, Barry, 1968, 69, 70
 Rice, Beryl, 1968, 69, 70



Richardson, Bill, 1985
 Richardson, Ed, 1977, 78, 79
 Ridings, Jeff, 1974, 75, 76
 Riggs, Marty, 1985, 86, 87
 Riley, Eric, 1981, 83, 84
 Rimby, Bill, 1969, 70, 71
 Riopelle, Jerry, 1983, 84
 Riser, Butch, 1966
 Risk, Alan, 1975, 76
 Rivas, Vic, 1974, 75, 76
 Roberson, Ulysses, 1983, 84
 Roberts, Dave, 1987, 88, 89, 90
 Roberts, Gene, 1961, 62
 Roberts, Marion, 1961, 62, 63
 Roberts, Oscar, 1971, 72
 Roberts, Pete, 1965, 66, 67
 Robinson, Chuck, 1961, 62, 63
 Robinson, Terry, 1985
 Rodrigue, Ted, 1955, 56, 57
 Roe, Ken, 1981, 82, 83
 Rogers, Ramon, 1958, 59
 Romeo, Tony, 1958, 59, 60
 Ross, Grady, 1989, 90
 Ross, Keith, 1985, 86, 87, 88
 Rountree, Phil, 1947
 Rushing, Tom, 1975, 76, 77
 Russom, Kenneth, 1960, 61, 62
 Rust, Benny, 1969, 70
 Ryan, Eric, 1980, 81, 82

S

Salva, Mark, 1984, 85, 86, 87
 Sammons, Mike, 1969, 70
 Sanders, Deion, 1985, 86, 87, 88
 Sanders, Tracy, 1985, 86, 87, 88
 Sanders, Troy, 1989, 90
 Sanders, Terry, 1976, 77, 78, 79
 Sawyer, Bill, 1974, 75, 76
 Schilbrack, Scott, 1988
 Schmelz, Bob, 1948, 49, 50, 51
 Schmidt, Brian, 1975, 76, 77, 78
 Schmidt, Derek, 1984, 85, 86, 87
 Schoenburger, Ron, 1954, 55, 56, 57
 Schrenker, Dave, 1985, 86
 Schuchts, Bart, 1986, 87
 Scott, Arthur, 1977, 78, 79, 80
 Scott, Carlton, 1984
 Scott, Stanley, 1983, 84, 85
 Sellers, Don, 1960
 Sellers, Mike, 1950, 51
 Sellers, Ron, 1966, 67, 68
 Senior, Corey, 1988
 Sexton, Billy, 1973
 Shaw, Bill, 1969, 70, 71, 72
 Sheppard, John, 1956, 57, 58
 Shinholser, Jack, 1963, 64, 65
 Shively, Randy, 1972
 Shiver, Stan, 1985, 86, 87, 88
 Shumann, Mike, 1974, 75, 77
 Simmons, Ron, 1977, 78, 79, 80
 Simpson, Carl, 1990
 Sims, Jim, 1960, 61, 62
 Singletary, J. Keith, 1975, 76
 Slay, Steve, 1962
 Slicker, Tom, 1960, 61, 62
 Smiley, Anthony, 1983, 84
 Smith, Abe, 1976, 77
 Smith, Barry, 1970, 71, 72
 Smith, Kelvin, 1987, 88, 89
 Smith, Mike, 1978, 79, 80
 Smith, Sammie, 1986, 87, 88
 Smith, Tony, 1982, 83, 84, 85
 Snell, David, 1970, 71, 72
 Snipes, Roosevelt, 1983, 84

Snyder, Dave, 1961, 62, 63
 Solomon, Jesse, 1984, 85
 Southwood, Keith, 1984, 85
 Sowers, Craig, 1970
 Sparkman, Don, 1971, 72, 73
 Spivey, John, 1957, 58, 59
 Spooner, Phil, 1963, 64, 65
 Staab, Ray, 1954
 Stallworth, David, 1989, 90
 Stark, Rohn, 1978, 79, 80, 81
 Stephens, John, 1964, 65, 66
 Stevenson, Robert, 1989, 90
 Stewart, Alan, 1987, 88, 89
 Stewart, Mike, 1976, 77
 Stiehl, Eric, 1984, 85, 86
 Strickland, Larry, 1970, 71, 72
 Strickland, Oliver, 1989
 Stricker, Joe, 1969, 70, 71
 Stockton, Andy, 1974, 75
 Stockstill, Rick, 1979, 80, 81
 Stokes, Jay, 1969, 70, 71
 Strauss, Buddy, 1948, 49
 Stroud, Todd, 1983, 84, 85
 Sumner, Avery, 1962, 63, 64
 Sumner, Walter, 1966, 67, 68
 Sutton, Lenny, 1986
 Swartz, Len, 1953, 54, 55, 56
 Swoszowski, Bob, 1958, 59, 60
 Sysma, Henry, 1962
 Szczepek, Vic, 1949, 50, 51, 52

T

Tanks, Michael, 1986, 87, 88, 89
 Taylor, Henry, 1981, 82, 83, 84
 Taylor, Jimmy Lee, 1951, 52, 53, 54
 Taylor, Rick, 1983
 Taylor, Thurston, 1965, 66, 67
 Tensi, Steve, 1962, 63, 64
 Terry, Nat, 1976, 77
 Thames, Jon, 1973, 74, 75, 76
 Tharpe, Al, 1947
 Thomas, Curtis, 1985, 86
 Thomas, Darryl, 1968, 69
 Thomas, Eric, 1983, 84, 85
 Thomas, James, 1970, 71, 72
 Thomas, Rudy, 1974, 75, 76
 Thompson, Jim, 1982, 83, 84
 Thompson, Roy, 1951
 Thompson, Shelton, 1986, 87, 88, 89
 Thompson, Weegie, 1981, 82, 83
 Tillman, George, 1960
 Tomberlin, Pat, 1985, 86, 87, 88
 Trado, Jim, 1954
 Trancygier, Ed, 1960, 61
 Tully, Jack, 1947, 48
 Turk, Richard, 1950, 51, 52
 Turrel, Eric, 1980
 Tuten, Rick, 1986, 87
 Tyre, Bill, 1961, 62
 Tyson, Jim, 1968, 69, 70

U

Ulmer, Al, 1957, 58, 59
 Unglaub, Kurt, 1976, 77, 78, 79
 Urich, Bob, 1964, 65
 Urquhart, Whitney, 1948, 49

V

Verbinski, Joe, 1959, 60, 61
 Versprille, Pat, 1955, 56
 Vohun, Frank, 1967, 68, 69
 Voltapetti, Barry, 1980, 81

W

Wachtel, John, 1961, 62, 63, 64
 Walker, Clyde, 1975, 76, 77

Walker, Stan, 1967, 68, 69
 Wallace, Lou, 1957
 Wallace, Ron, 1968, 69, 70
 Wallace, Wade, 1978, 79
 Waller, H.T., 1966
 Ward, Charlie, 1989
 Warren, Scott, 1976, 77, 78, 79
 Warren, Terry, 1984, 85, 86, 87
 Warren, Tommy, 1968, 69, 70
 Watson, John, 1947
 Weaver, Billy, 1955, 56, 57
 Wells, Chuck, 1985
 Weldon, Casey, 1988, 89, 90
 Wesley, Gil, 1977, 78, 79
 West, Tom, 1962, 63, 64
 Wessel, Joe, 1982, 83, 84
 Wetherell, T.K., 1965, 66, 67
 Wettstein, Max, 1963, 64, 65
 Wheeler, Tom, 1982, 83
 Whigham, Frank, 1970, 71
 White, Gaylon, 1984, 85, 86
 White, Randy, 1985, 86, 87
 White, Tom, 1969, 70
 Whitehead, Bud, 1958, 59, 60
 Whitehead, Willie, 1960
 Whitehurst, Dan, 1970, 71, 72
 Whitmer, Bob, 1951
 Whiting, Mike, 1978, 79, 80, 81
 Whittington, David, 1988
 Widner, Terry, 1982, 83
 Williams, Alphonso, 1985, 86, 87, 88
 Williams, Anthony, 1986
 Williams, Blair, 1981, 82
 Williams, Brian, 1981, 82, 83, 84
 Williams, Dayne, 1986, 87, 88
 Williams, Del, 1964, 65, 66
 Williams, Dick, 1947
 Williams, Eric, 1984, 85, 86, 87, 88
 Williams, Isaac, 1982, 83, 84, 85
 Williams, Phil, 1978, 79, 80, 81
 Williams, Ricky, 1979, 80, 81, 82
 Williams, Waldo, 1975, 76
 Williamson, Larry, 1965, 66
 Willis, Peter Tom, 1986, 88, 89
 Wilmot, Horace, 1983
 Wimberly, John, 1990
 Woodrich, Bob, 1950, 51, 52
 Woodham, Wally, 1977, 78, 79
 Woolford, Gary, 1975, 76
 Wooten, Jerry, 1963
 Wyche, John, 1987, 89, 90

Y

Yeldell, Bill, 1968
 Yeomans, Tony, 1986, 87, 88, 89
 Young, Tommy, 1981, 82

Z

Zaffran, Ted, 1969, 70
 Zion, Harvey, 1966, 67, 68



Robert Urich was another prominent figure to play for Florida State University football. Urich was recruited as a center for the Seminoles in 1965. During the second half of the Alabama game that fall, Urich was hit in the head by the knee of an Alabama player. Later in the week, on his way to practice, Urich collapsed and was hospitalized. He was diagnosed with a mid-brain injury—a mild blood clot. This ended the football career of Robert Urich but it didn't stop him from continuing to strive for fame in other areas. He is now an accomplished actor.

ALL-SOUTH INDEPENDENT

1968 First Team

QB Bill Cappleman
DB John Crowe
OT Jack Fenwick
LB Dale McCullers
FL Ron Sellers

1969 First Team

RB Tom Bailey
QB Bill Cappleman
LB Bill Lohse
DL Robert McEachern
TE Tim Tyson
DE Ron Wallace

1970 First Team

WR Rhett Dawson
C Allen Dees
DL Robert McEachern
DB James Thomas
QB Tommy Warren

Honorable Mention

RB Tom Bailey
P Duane Carrell
KS Frank Fontes
LB Bill Lohse
DB Eddie McMillian

1971 First Team

WR Rhett Dawson
KS Frank Fontes
QB Gary Huff
LB Larry Strickland
DT Joe Strickler
DB James Thomas

Honorable Mention

DL Charles Hunt
DL Bill Shaw
DL Dan Whitehurst

1972 First Team

OG Phil Arnold
QB Gary Huff
RB Hodges Mitchell
TE Gary Farris
WR Barry Smith
LB Larry Strickland

Honorable Mention

DB James Thomas

1973 Honorable Mention

OT Don Sparkman

1974 First Team

LB Burt Cooper
WR Mike Shumann

Second Team

P Joe Downey
DL Greg Johnson
RB Larry Key

Honorable Mention

RB Leon Bright
OG Jeff Gardner
TE Joe Goldsmith

1975 First Team

OG Jeff Gardner
DB Bobby Jackson

Honorable Mention

RB Leon Bright
LB Aaron Carter
DT Willie Jones
RB Larry Key
DB Lee Nelson
WR Mike Shumann
QB Clyde Walker

1976 First Team

TE Ed Beckman
OT Jon Thames

1977 First Team

OG Wade Johnson
DE Willie Jones
RB Larry Key

WR Mike Shumann
DB Nat Terry

Second Team

P Bill Duley
MG Ron Simmons

Coach of the Year

Bobby Bowden

1978 First Team

WR Jackie Flowers
OG Mike Good
OT Nate Henderson
DE Willie Jones
MG Ron Simmons

Second Team

KS Dave Cappelen
QB Jimmy Jordan

1979 First Team

WR Jackie Flowers
OG Mike Good
OT Ken Lanier
DE Scott Warren
MG Ron Simmons

Second Team

DB Monk Bonasorte
DB Bobby Butler
PK Dave Cappelen
LB Reggie Herring
RB Mark Lyles

Coach of the Year

Bobby Bowden

1980 First Team

DB Monk Bonasorte
DB Bobby Butler
PK Bill Capece
OG Greg Futch
LB Reggie Herring
OT Ken Lanier
DT Mark Macek
P Rohn Stark

Second Team

DT Garry Futch
LB Paul Piurowski
RB Sam Platt

1981 First Team

DE Jarvis Coursey
C Tom McCormick
P Rohn Stark
OT Barry Voltapetti

Second Team

TE Sam Childers
DT Garry Futch
DB James Harris
RB Mike Whiting
RB Greg Allen

1982 First Team

RB Greg Allen
C Tom McCormick
DT Apphonso Carreker
DB Harvey Clayton

Second Team

DB Larry Harris
WR Jessie Hester
QB Kelly Lowrey
OL Ricky Render
LB Ken Roe
RB Ricky Williams
LB Tommy Young

1983 First Team

RB Greg Allen
DT Alphonso Carreker
C Tom McCormick

Second Team

OL Jamie Dukes
OL John Ionata
WR Weegie Thompson

1984 First Team

RB Greg Allen
P Louis Berry
OG Jamie Dukes
WR Jessie Hester
KS Derek Schmidt
ILB Henry Taylor

Second Team

OT John Ionata

1985 First Team

OG Jamie Dukes
OT John Ionata
WR Hassan Jones
KS Derek Schmidt
ILB Paul McGowan
DT Isaac Williams

Second Team

OG Pat Tomberlin
TB Victor Floyd
CB Martin Mayhew
DT Gerald Nichols

1986 First Team

P Louis Berry
DT Gerald Nichols
TE Pat Carter
ILB Paul McGowan
CB Deion Sanders
OT Pat Tomberlin

Second Team

WR Herb Gainer
ILB Fred Jones
KS Derek Schmidt

1987 First Team

TE Pat Carter
DT Eric Hayes
ILB Paul McGowan
CB Deion Sanders
KS Derek Schmidt
TB Sammie Smith
OT Pat Tomberlin
OLB Terry Warren

Second Team

NG Odell Haggins
SE Herb Gainer
OG Jason Kuipers

1988 First Team

WR Terry Anthony
OT Pat Tomberlin
OG Jason Kuipers
NG Odell Haggins
CB Deion Sanders

Second Team

WR Ronald Lewis
OT Joey Ionata
QB Chip Ferguson
TB Sammie Smith
DT Steve Gabbard
ILB Kelvin Smith
SS Stan Shiver

1989 First Team

C Michael Tanks
QB Peter Tom Willis
OT John Brown
WR Lawrence Dawsey
NG Odell Haggins
CB LeRoy Butler
ILB Kirk Carruthers

Second Team

DT Eric Hayes
OLB Shelton Thompson

1990 First Team

WR Lawrence Dawsey
CB Terrell Buckley
ILB Marvin Jones
TB Amp Lee
OG Mike Morris

Second Team

ILB Kirk Carruthers
TE Reggie Johnson
OG Hayward Haynes
FB Edgar Bennett
SS Bill Ragans

FLORIDA STATE ALL-AMERICANS

1962	Gene McDowell (LB)	AP (3)
1964	Fred Biletznikoff (SE)	AP (1), FWA (1), NEA (1), FN (1), NY NEWS (1), UPI (2), AFC (2), NCAA
1966	Del Williams (OG)	AP (2)
1967	Kim Hammond (QB)	AP (2), UPI (2)
	Ron Sellers (FL)	AP (1), AFC (1), NEA (1), FN (1), UPI (2), FWA (2), NCAA
1968	Ron Sellers (FL)	AP (1), FN (1), SN (1), TIME (1), UPI (2), NEA (2), FWA (2)
	Dale McCullers (LB)	AP (3)
	Jack Fernwick (OL)	AP (HM)
	Bill Cappleman (QB)	AP (HM)
1971	Rhett Dawson (WR)	AP (3)
1972	Larry Strickland (LB)	AP (HM)
	Gary Huff (QB)	AFC (1), GRID (1), TIME (1), CH (1), PFW (1), FN (2), UPI (2), AP (HM)
	Barry Smith (WR)	AFC (1), CH (1), AP (2), UPI (2), US (2), FN (3)
	James Thomas (DB)	TIME (1), PFW (1), US (1)
1976	Gil Wesley (C)	FN (3)
1977	Ron Simmons (MG)	AP (HM), FN (HM), FN (FR)
1978	Jackie Flowers (WR)	AP (HM), SN (HM)
	Nate Henderson (DE)	AP (HM)
	Willie Jones (DE)	UPI (2), AP (HM), SN (HM)
	Ron Simmons (MG)	FN (3), AP (HM)
1979	Monk Bonasorte (DB)	AP (3)
	Jackie Flowers (WR)	UPI (2), FN (2)
	Mike Good (OG)	AP (HM)
	Jimmy Jordan (QB)	SN (HM)
	Ron Simmons (MG)	AP (1), UPI (1), CAMP, FN (1), KOD (1), NCAA
	Scott Warren (DE)	CH (1), AP (HM)
	Gil Wesley (C)	CH (1)
1980	Monk Bonasorte (DB)	FN (2), AP (HM)
	Bobby Butler (DB)	NEA (1), AP (3)
	Greg Futch (OG)	AP (HM)
	Reggie Herring (LB)	AP (2)
	Ken Lanier (OT)	AP (2)
	Mark Macek (OT)	AP (HM)
	Paul Pirowski (LB)	AP (HM)
	Ron Simmons (MG)	UPI (1), KOD (1), SN (1), FN (3), NCAA
	Rohn Stark (P)	KOD (1), UPI (1), SN (1), FN (3)
1981	Greg Allen (RB)	FN (FR)
	Garry Futch (DT)	AP (HM)
	Tom McCormick (C)	AP (HM)
	Rohn Stark (P)	SN (1), UPI (1), NEA (1), HI (1)
	Barry Voltapetti (OT)	AP (HM)
1982	Greg Allen (RB)	AP (HM)
	Alphonso Carreker (DT)	AP (HM)
	Harvey Clayton (DB)	AP (HM)
	Jamie Dukes (OG)	FN (FR)
	Hassan Jones (WR)	FN (FR)
	Tom McCormick (C)	AP (HM)
	Isaac Williams (DL)	FN (FR)
	Ricky Williams (RB)	AP (HM)
	Tommy Young (LB)	AP (HM)
1983	Greg Allen (TB)	UPI (1), CAMP, FN (2), AP (3), NCAA
	Alphonso Carreker (DT)	FN (3), AP (HM)
	Tom McCormick (C)	AP (HM)
	Herbert Harp (OL)	FN (HM)
	Jamie Dukes (OG)	FN (HM)
1984	Greg Allen (TB)	CAMP, FN (1), UPI (2), AP (3)

	Louis Berry (P)	AP (HM)
	Jamie Dukes (OG)	FN (2), AP (HM)
	Jessie Hester (WR)	AP (HM), FN (HM)
	Derek Schmidt (KS)	AP (HM)
	Henry Taylor (LB)	AP (HM)
1985	Louis Berry (P)	AP (HM)
	Jamie Dukes (OG)	CAMP, FWA (1), UPI (2), AP (2), FN (3), NCAA
	Chip Ferguson (QB)	FN (FR-2)
	Victor Floyd (TB)	AP (HM)
	John Ionata (OT)	FN (HM), AP (HM)
	Hassan Jones (WR)	AP (HM)
	Pablo Lopez (OT)	FN (SO-3)
	Martin Mayhew (CB)	FN (HM), AP (HM)
	Paul McGowan (ILB)	FN (SO-2), AP (HM)
	Gerald Nichols (DT)	AP (HM)
	Derek Schmidt (KS)	UPI (HM), AP (HM)
	Stan Shiver (SS)	FN (FR-2)
	Pat Tomberlin (OG)	AP (HM)
	Isaac Williams (OT)	FN (HM), AP (HM)
1986	Louis Berry (P)	AP (HM)
	Pat Carter (TE)	AP (HM)
	Steve Gabbard (DT)	FN (SO-2)
	Fred Jones (ILB)	AP (HM)
	Jason Kuipers (OG)	FN (SO-3)
	Paul McGowan (ILB)	AP (HM)
	Gerald Nichols (DT)	AP (HM)
	Deion Sanders (CB)	SN (1), AP (3), FN (SO-1), UPI (HM)
	Derek Schmidt (KS)	AP (HM)
	Sammie Smith (TB)	FN (FR-1)
	Pat Tomberlin (OG)	AP (HM), FN (SO-2)
1987	Pat Carter (TE)	SN (1), AP (2)
	Herb Gainer (WR)	AP (HM)
	Odell Haggins (NG)	AP (HM)
	Eric Hayes (DT)	AP (HM)
	Jason Kuipers (OG)	AP (HM)
	Paul McGowan (ILB)	AP (1), SN (1), FN (1)
	Deion Sanders (CB)	AP (1), UPI (1), FWA (1), SN (1), FN (1), CAMP, KOD, SH, NCAA
	Derek Schmidt (KS)	AP (3)
	Sammie Smith (TB)	AP (HM)
	Pat Tomberlin (OT)	AP (3)
	Terry Warren (OLB)	AP (HM)
1988	Terry Anthony (WR)	AP (HM), SN (HM)
	Chip Ferguson (QB)	AP (HM), UPI (HM)
	Steve Gabbard (DT)	AP (HM)
	Odell Haggins (NG)	AP (2), SN (HM)
	Joey Ionata (OT)	AP (HM)
	Jason Kuipers (OG)	AP (HM)
	Bruce LaSane (WR)	SN (HM)
	Ronald Lewis (WR)	AP (HM), SN (HM)
	Deion Sanders (CB)	AP (1), UPI (1), FWA (1), SN (1), FN (1), CAMP, KOD (1), NCAA
	Stan Shiver (SS)	AP (HM)
	Kelvin Smith (ILB)	AP (HM)
	Sammie Smith (TB)	AP (HM)
	Pat Tomberlin (OT)	AP (2), UPI (2), SN (2), FN (2), KOD (2), CAMP
	Dayne Williams (FB)	SN (HM)
1989	Terry Anthony (WR)	SN (HM)
	LeRoy Butler (CB)	AP (1), UPI (1), CAMP, SN (HM), NCAA
	Kirk Carruthers (ILB)	SN (HM)
	Dexter Carter (TB)	SN (HM)
	Lawrence Dawsey (WR)	SN (HM)
	Odell Haggins (NG)	KOD (1), CAMP, UPI (2), FN (2), SN (HM)
	Eric Hayes (DT)	SN (HM), FN (3)
	Ronald Lewis (WR)	SN (HM)
	Michael Tanks (C)	AP (1), FWA (1), UPI (2), SN (HM)
	Peter Tom Willis (QB)	UPI (HM), SN (HM)
1990	Terrell Buckley (CB)	AP (2), SN (2), FN (2)
	Lawrence Dawsey (WR)	AP (1), FWA (1), SN (2), FN (3)
	Marvin Jones (ILB)	AP (3)

KEY -- AP-Associated Press; UPI-United Press International; FN-Football News; AFC-American Football Coaches; NEA-Newspaper Enterprises Association; TIME-Time Magazine; NY NEWS-New York Daily News; SH-Scripts Howard; SN-Sporting News; FWA-Football Writers Association; KOD-Kodak; CAMP-Walter Camp; PFW-Pro Football Weekly; GRID-Gridiron; HI-Hartford Insurance; CH-Churchmans; US-Universal Sports; NCAA-NCAA Consensus; (1) First Team; (2) Second Team; (3) Third Team; (HM) Honorable Mention; (FR) Freshman Team; (SO) Sophomore Team



FRED BILETNIKOFF
1964



RON SELLERS
1967



RON SIMMONS
1979-80



GREG ALLEN
1983



JAMIE DUKES
1985



DEION SANDERS
1987-88



LEROY BUTLER
1989

Record Book

CONSENSUS ALL-AMERICANS

SEMINOLES IN THE PROS

The success of Bobby Bowden's last four Seminole teams has brought national attention to the players who starred for those teams, which includes attention from professional football clubs. As a result, more and more Florida State alumni are starring in the National Football League.

In 1991, even more former Seminoles dot NFL rosters as eight of Florida State's 14 seniors were drafted or signed free agent contracts last spring. Five Seminoles were drafted in 1991, topped by tight end Reggie Johnson, taken in the second round by the Denver Broncos. All-America wide receiver Lawrence Dawsey was chosen by the Tampa Bay Buccaneers early in the second round. Three more Seminoles' names were called over the next four rounds and three others signed free agent contracts.

From 1956, when Tom Feamster became the first Seminole to sign with a professional team, to 1990, nine Tribe football players have been drafted in the first round. All-America cornerback Deion Sanders and single season rushing leader Sammie Smith were the first FSU duo ever to go in the first round in the same year when they were chosen in the 1989 draft by the Atlanta Falcons and Miami Dolphins, respectively. One year later, tailback Dexter Carter joined them as a first-round selection when he was picked by the San Francisco 49ers.



In 1956, 10 years after the football program at Florida State was started, Tom Feamster became the first Seminole to sign with a professional team. In 1990, eight Tribe football players were drafted, although Florida State had only 14 seniors on the team.

Last year, senior tight end Reggie Johnson led a parade of eight Seminoles drafted by NFL teams when he was taken in the second round by the Denver Broncos.



But it's not always the first or even second round Seminole choices who make the greatest marks on the NFL. Jesse Solomon and Garth Jax are examples of late round selections who are still in the league after five years while Jamie Dukes, Zeke Mowatt and Dennis McKinnon signed as free agents and went on to find success in the pros. More recently, Marion Butts played in the shadows of Sammie Smith at FSU, but was drafted in the seventh round in 1989 and was one of the league's leading rushers last year.

The 1990 draft saw seven Seminoles picked and four more sign free agent contracts. Of those 11 players, six spent all or part of the 1990 season on a professional roster, led by Carter, second round selection LeRoy Butler (Green Bay) and third-rounders Peter Tom Willis (Chicago) and Ronald Lewis (San Francisco). They were joined by fifth-round choice Eric Hayes (Seattle) and ninth-round Odell Haggins (San Francisco) to make up the largest FSU group ever to impact on the league in one season. Their addition to FSU's NFL alumni list makes a total of 24 former Seminoles who played on a National Football League team last year.

The list of Florida State players in the pros is heavily weighted with Seminoles from the teams of the '80s and '90s. Nearly half (43) of the 88 FSU players ever to be drafted or sign free agent contracts did so in the past 11 years.

Without a doubt, FSU's greatest pro ever was Oakland Raiders wide receiver Fred Biletnikoff, a 14-year pro who made the Pro Bowl four times. Biletnikoff also played in nine AFL/AFC title games and a pair of Super Bowls. He was the Most Valuable Player in Super Bowl XI and in 1988 became the first former Seminole elected to the Pro Football Hall of Fame.

A listing of former Seminoles in the NFL by position shows defensive backs leading the way as 17 FSU grads have roamed the secondary for professional teams. Those selections may have had to cover one of 14 former Seminoles who played receiver in the pros. There have been 11 defensive linemen and nine FSU linebackers in professional football at one time or another.

A total of 10 NFL running backs wore the Garnet and Gold while eight offensive linemen went to Florida State. Six tight ends, not including Johnson, and six former FSU quarterbacks made it at least one season in pro football.

Entering 1991, 24 former Seminoles are on professional rosters and several have had long and illustrious careers. Offensive tackle Ken Lanier is the prime example as he enters his 11th season with the Denver Broncos, for whom he has started four Super Bowls. Last year, Buffalo Bills punter Rick Tuten joined Lanier in a select group of eight former Seminoles who have played in a Super Bowl.



SEMINOLES' ALL-TIME NFL LIST

PLAYER	TEAM	YEAR	DRAFT ROUND/ HOW OBTAINED
Greg Allen (RB)	Cleveland Browns	1985	2nd (1985)
Richard Amman (DE)	Baltimore Colts	1972-73	Free Agent
Joe Avezzano (C)	New England Patriots	1966	6th (1966)
Tom Bailey (RB)	Philadelphia Eagles	1971-74	10th (1971)
Ed Beckman (TE)	Kansas City Chiefs	1977-84	Free Agent
Fred Biletnikoff (WR)	Oakland Raiders	1965-78	2nd (1968)
Leon Bright (RB)	New York Giants	1981-83	Free Agent
	Tampa Bay Buccaneers	1984-85	Free Agent
Bobby Butler (CB)	Atlanta Falcons	1981-	1st (1981)
LeRoy Butler (CB)	Green Bay Packers	1990-	2nd (1990)
Marion Butts (RB)	San Diego Chargers	1989-	7th (1989)
Bill Capece (KS)	Tampa Bay Buccaneers	1981-83	Free Agent
Alphonso Carreker (DT)	Green Bay Packers	1984-88	1st (1984)
	Denver Broncos	1989-	
Duane Carrell (P)	Dallas Cowboys	1974	Free Agent
	Los Angeles Rams	1975	Free Agent
	New York Jets	1976-77	Free Agent
	St. Louis Cardinals	1977	Free Agent
Bill Cappelman (QB)	Minnesota Vikings	1970	2nd (1970)
	Detroit Lions	1973	Free Agent
Dexter Carter (TB)	San Francisco 49ers	1990-	1st (1990)
Pat Carter (TE)	Detroit Lions	1988	2nd (1988)
	Los Angeles Rams	1989-	
Harvey Clayton (CB)	Pittsburgh Steelers	1983-86	Free Agent
Randy Colfield (LB)	Seattle Seahawks	1976	10th (1976)
	New York Giants	1978-79	Free Agent
Bert Cooper (LB)	Tampa Bay Buccaneers	1977	Free Agent (Jets-12th-1975)
Jeff Curchin (OG)	Buffalo Bills	1982	Free Agent
Bill Dawson (LB/TE/DE)	New England Patriots	1965	Free Agent
Rhett Dawson (WR)	Houston Oilers	1972	10th (1972)
	Minnesota Vikings	1973	Free Agent
Jamie Dukes (OL)	Atlanta Falcons	1986-	Free Agent (1986)
Tom Fearnster (T)	Baltimore Colts	1956	Free Agent
Victor Floyd (RB)	San Diego Chargers	1989	11th (1989)
Steve Gabbard (L)	Philadelphia Eagles	1989	Free Agent
Herb Garner (WR)	Pittsburgh Steelers	1988	Free Agent
Kent Gaydos (WR)	Green Bay Packers	1975	Free Agent (Raiders-12th-1972)
Chip Glass (TE)	Cleveland Browns	1969-73	3rd (1969)
	New York Giants	1975	Trade
Hector Gray (DB)	Detroit Lions	1981-83	Free Agent
Grant Guthrie (KS)	Buffalo Bills	1970-71	6th (1970)
Odell Haglins (NG)	San Francisco 49ers	1990-	9th (1990)
Kim Hammond (QB)	Miami Dolphins	1968	Waivers (Broncos-6th-1968)
	New England Patriots	1968-70	Free Agent
Eric Hayes (DL)	Seattle Seahawks	1990-	5th (1990)
Jessie Hester (WR)	Los Angeles Raiders	1985-87	1st (1985)
	Indianapolis Colts	1990-	Free Agent
Gary Huff (QB)	Chicago Bears	1973-77	2nd (1973)
	Tampa Bay Buccaneers	1977-78	Trade
	San Francisco 49ers	1980	Free Agent
Charles Hunt (LB)	San Francisco 49ers	1973	10th (1973)
	Tampa Bay Buccaneers	1976	Free Agent
Bobby Jackson (CB)	New York Giants	1978-85	6th (1978)
Garth Jax (LB)	Dallas Cowboys	1986-88	12th (1986)
	Phoenix Cardinals	1989-	

Greg Johnson (DT)	Tampa Bay Buccaneers	1977	Free Agent (Eagles-5th-1976)
	Baltimore Colts	1978	Free Agent
Hassan Jones (WR)	Minnesota Vikings	1986-	4th (1986)
Willie Jones (DE)	Oakland Raiders	1979-82	2nd (1979)
Bill Kimber (DE)	New York Giants	1959-60	Free Agent
Keith Kinderman (RB)	San Diego Chargers	1963-64	3rd (1963)
Ken Lanier (OT)	Denver Broncos	1981-	4th (1981)
Ronald Lewis (WR)	San Francisco 49ers	1990-	3rd (1990)
Mark Messeroll (T)	New Orleans Saints	1978	Free Agent
Jim Mankins (RB)	Atlanta Falcons	1967	Waivers from Lions (Packers-12th-1965)
Joe Majors (DB)	Houston Oilers	1960	Free Agent
Martin Mayhew (DB)	Buffalo Bills	1988	10th (1988)
	Washington Redskins	1989-	Free Agent
Dale McCullers (LB)	Miami Dolphins	1969	12th (1969)
Paul McGowan (LB)	Minnesota Vikings	1988	9th (1988)
Dennis McKinnon (WR)	Chicago Bears	1983-89	Free Agent
	Dallas Cowboys	1990-	
Scott McLean (LB)	Dallas Cowboys	1983	Free Agent
Danny McManus (QB)	Kansas City Chiefs	1988	11th (1988)
Eddie McMillan (CB)	Los Angeles Rams	1973-75	4th (1973)
	Seattle Seahawks	1976-77	Free Agent
	Buffalo Bills	1978	Free Agent
Zeke Mowatt (TE)	New York Giants	1983-89	Free Agent
	New England Patriots	1990-	Trade
Les Murdock (KS)	New York Giants	1967	Free Agent
Lee Nelson (DB)	St. Louis Cardinals	1976-85	15th (1976)
Gerald Nichols (DT)	New York Jets	1987	7th (1987)
Gary Parris (TE)	San Diego Chargers	1973-74	15th (1973)
	Cleveland Browns	1975-78	Waivers
	St. Louis Cardinals	1979-80	Waivers
David Ponder (DT)	Dallas Cowboys	1985	Free Agent
Bobby Renn (DB/WR)	New York Jets	1961	Free Agent
Eric Riley (DB)	Denver Broncos	1985-86	8th (1985)
	Los Angeles Rams	1987	Waivers
Tony Romeo (DE)	Kansas City Chiefs	1961	Free Agent
	New England Patriots	1962-67	Waivers
Deion Sanders (CB)	Atlanta Falcons	1989-	1st (1989)
Derek Schmidt (KS)	Dallas Cowboys	1988	Free Agent
Bart Schuchts (LB)	Tampa Bay Buccaneers	1988	Free Agent
Ron Sellers (WR)	New England Patriots	1969-71	1st (1969)
	Dallas Cowboys	1972	Free Agent
	Miami Dolphins	1973	Trade
Mike Shumann (WR)	San Francisco 49ers	1978-79	Free Agent
	Tampa Bay Buccaneers	1980	Free Agent
Barry Smith (WR)	Green Bay Packers	1973-75	1st (1973)
	Tampa Bay Buccaneers	1976	Expansion (1976)
Sammie Smith (RB)	Miami Dolphins	1989-	1st (1989)
Jesse Solomon (LB)	Minnesota Vikings	1986-88	11th (1986)
	Dallas Cowboys	1989-	
Rohn Stark (P)	Indianapolis Colts	1982-	2nd (1982)
Walt Summer (DB)	Cleveland Browns	1969-74	7th (1969)
Steve Tensi (QB)	San Diego Chargers	1965-66	4th (1965)
	Denver Broncos	1967-70	Free Agent
Nat Terry (DB)	Detroit Lions	1978	Free Agent
Weegie Thompson (WR)	Pittsburgh Steelers	1984-89	4th (1984)
J.T. Thomas (FS)	Pittsburgh Steelers	1973-77	1st (1973)
	Denver Broncos	1979-81	
Pat Tomberlin (OL)	Indianapolis Colts	1989-	4th (1989)
Rick Tuten (P)	Buffalo Bills	1990-	Free Agent
Terry Warren (LB)	Dallas Cowboys	1988	Free Agent
Max Wettstein (TE)	Denver Broncos (AFL)	1966-67	Free Agent
Randy White (WR)	Miami Dolphins	1988	Free Agent
Del Williams (OG)	New Orleans Saints	1967-73	3rd (1967)
Peter Tom Willis (QB)	Chicago Bears	1990-	3rd (1990)
Gary Woolford (DB)	New York Giants	1980	Free Agent

1991 FSU
Professional Signings

	ROUND	TEAM
Reggie Johnson	2nd	Denver Broncos
Lawrence Dawsey	3rd	Tampa Bay Buccaneers
Anthony Moss	5th	New York Giants
Richie Andrews	6th	Detroit Lions
Hayward Haynes	7th	New Orleans Saints
Corian Freeman	Free Agent	Atlanta Falcons
Bill Ragans	Free Agent	Seattle Seahawks
John Wyche	Free Agent	San Diego Chargers



In 1986, four former Florida State players made the largest Seminole splash in the NFL to that time. Fourth-round choice Hassan Jones (above) and free agent Jamie Dukes (below) joined Garth Jax (12th round) and Jesse Solomon (11th round) in that class.

Current NFL
Rostered Players

Bobby Butler	Atlanta Falcons
LeRoy Butler	Green Bay Packers
Marion Butts	San Diego Chargers
Alphonso Carreker	Denver Broncos
Dexter Carter	San Francisco 49ers
Pat Carter	Los Angeles Rams
Jamie Dukes	Atlanta Falcons
Odell Haggins	San Francisco 49ers
Eric Hayes	Seattle Seahawks
Jessie Hester	Indianapolis Colts
Garth Jax	Phoenix Cardinals
Hassan Jones	Minnesota Vikings
Ken Lanier	Denver Broncos
Ronald Lewis	San Francisco 49ers
Martin Mayhew	Washington Redskins
Dennis McKinnon	Dallas Cowboys
Gerald Nichols	New York Jets
Deion Sanders	Atlanta Falcons
Sammie Smith	Miami Dolphins
Jesse Solomon	Dallas Cowboys
Rohn Stark	Indianapolis Colts
Pat Tomberlin	Indianapolis Colts
Rick Tuten	Buffalo Bills
Peter Tom Willis	Chicago Bears

Past Super Bowl
Participants

Fred Biletnikoff, Oakland Raiders, 1968, 1977
 J.T. Thomas, Pittsburgh Steelers, 1974, 1975, 1979
 Willie Jones, Oakland Raiders, 1980
 Dennis McKinnon, Chicago Bears, 1985
 Ken Lanier, Denver Broncos, 1986, 1987, 1988, 1989
 Zeke Mowatt, New York Giants, 1986
 Alphonso Carreker, Denver Broncos, 1989
 Rick Tuten, Buffalo Bills, 1991

Past Consensus
All-Rookie Selections

Bobby Jackson, New York Jets, 1987
 Alphonso Carreker, Green Bay Packers, 1984

Past Pro Bowl
Selections

Fred Biletnikoff, Oakland Raiders, 1970, 1971, 1973, 1974
 J.T. Thomas, Pittsburgh Steelers, 1977
 Rohn Stark, Indianapolis Colts, 1985, 1986, 1991



SEMINOLE AWARD WINNERS

Throughout Florida State's 44 years of college football, Seminole players have garnered nationwide attention and awards. FSU's football tradition lists seven consensus All-Americans, dating back to Fred Biletnikoff's selection in 1964 and continuing through 1989 when LeRoy Butler became the third Seminole defensive back in as many years to earn the honor.

In all, Florida State players have been chosen to at least one All-America team over 100 times. Since the Florida State football program began in 1947, nearly 90 FSU athletes have been drafted by or signed with National Football League teams and went on to play professional football.

In the past four years, four former or current Florida State athletes have attained the highest honors in collegiate or professional football, while another reached finalist status following the 1989 season.

Two of the award-winners, Fred Biletnikoff and Ron Sellers, are among the three whose numbers have been retired by FSU. Biletnikoff and Sellers were the first Seminoles inducted into the Pro Football Hall of Fame and College Football Hall of Fame, respectively.

Paul McGowan and Deion Sanders earned their awards following their senior seasons. They were recognized as the best at their respective positions, McGowan winning the 1987 Dick Butkus Award for linebackers and Sanders picking up the 1988 Jim Thorpe Award for defensive backs.

In 1989, Michael Tanks continued to add to the Seminole tradition as a finalist for the Outland Trophy, presented annually to the nation's top interior lineman. Tanks, a center from Atlanta, Ga., was one of three finalists for the award and narrowly missed becoming Florida State's third national award winner in four seasons.

1987 Butkus Award Winner Paul McGowan

Calling the Butkus Award for linebackers, "the Heisman of the Bad Guys", FSU inside linebacker Paul McGowan accepted the award from Dick Butkus himself in December of 1987.

The 6-1, 230-pound McGowan won the



Deion Sanders accepts the 1988 Jim Thorpe Award in Oklahoma City, Okla. as the nation's top defensive back.

award by a one point margin over Ohio State's Chris Spielman. He was selected by an 11-member panel of sportswriters, broadcasters, NFL officials and former coaches.

McGowan won the award based on a senior season in which he totalled 150 tackles, including 97 solo stops and 11 behind the line of scrimmage. He led the FSU defense into the national spotlight as the team attained a number two national ranking and a season-ending win over Nebraska in the Fiesta Bowl. He was named to the *Associated*



Paul McGowan won the 1987 Butkus Award for linebackers after leading FSU to the Fiesta Bowl.

RIGHT: Ron Sellers became the first Seminole in the College Football Hall of Fame in 1988. In December of 1991, Fred Biletnikoff will join him in that famed group.

Press, Sporting News and Football News first-team All-America squads.


A few months after winning the award, McGowan was chosen Florida's 1987 Amateur Athlete of the Year and honored at the state's annual Hall of Fame banquet.

Biletnikoff First Seminole in Pro Football Hall of Fame

For more than 20 years of high school, college, and pro football, Fred Biletnikoff played just one position — wide receiver. He had no desire to play anything else. Biletnikoff started catching passes in high school in Erie, Pa., continued at Florida State, and went on to star with the NFL's Oakland Raiders.

When his 14-year professional career came to an end after the 1978 season, Biletnikoff had caught 589 passes to rank seventh on the all-time list. He had amassed 8,974 yards and 76 touchdowns. The Raiders

BELOW: Fred Biletnikoff is the only former Seminole in the Professional Football Hall of Fame after a stellar career with the Oakland Raiders.



never had a losing season during Biletnikoff's tenure; he caught 40 or more passes in 10 straight years and his 76 touchdowns are the most by a Raider.

Although he lacked breakaway speed, Biletnikoff's intangible qualities more than made up for it. By his junior season at FSU, Biletnikoff and quarterback Steve Tensi formed an unbeatable duo. In 1964, he ranked fourth in the nation with 57 receptions for 11 touchdowns. FSU's first consensus All-America choice, he capped a super year with four touchdown catches in the Gator Bowl.

Biletnikoff was selected by the Oakland Raiders in the second round of the 1965 draft and went on to star as a rookie and throughout his career. By his third season with the Raiders, he began to make his mark in pro football, catching 40 passes for 895 yards and five touchdowns as the Raiders went to the AFL championship. He went on to make the AFL all-star team twice and four AFC-NFC Pro Bowls in five years. He played in nine AFL/AFC title games, two Super Bowls and was named the MVP of Super Bowl XI.

The hard work and dedication Fred Biletnikoff displayed throughout his brilliant professional career paid off in 1988 when he became the first Seminole inducted into the Professional Football Hall of Fame in Canton, Ohio.

Sellers Chosen for College Football Hall of Fame

In December of 1988, former Seminole great Ron Sellers became the first Florida State player inducted into the College Football Hall of Fame.

After holding the collegiate football receiving record for over 20 years, Sellers' mark was broken by Tulane's Marc Zeno in 1987. During his FSU career, which spanned from 1966-68, Sellers caught 212 passes for 3,598 yards. He averaged 119.9 reception yards per



game and caught passes in a record 30 consecutive games. He had 18 100-yard receiving days and five 200-yard games. Despite the wealth of talent Florida State has had at receiver since Sellers' day, he remains the top man to ever play the position at the school and still owns nearly every Seminole receiving record. He is credited with starting the fine receiving tradition at FSU.

The Seminoles played in three bowl games during the Sellers era. A player labeled "can't play, too fragile" by Coach Bill Peterson at first, Sellers was later called "simply the best college receiver I ever saw".

Sanders Wins 1988

Jim Thorpe Award

Sure to be remembered as one of the best athletes ever to wear a Florida State uniform, cornerback Deion Sanders won the Jim Thorpe Award as the top defensive back of 1988 in a January ceremony in Oklahoma City, Okla.

Sanders won the award over University of Florida safety Louis Oliver and Arkansas' Steve Atwater after a career which saw him gather 14 career interceptions, not including three in bowl games. Sanders took Florida State's defense to a higher level and made FSU opponents wary of passing into the Seminole secondary, leading the team to its

second straight 11-1 record and a national ranking of third in 1988.

During Sanders' career, Florida State teams attained their top national rankings and amassed a 38-9-1 record and four bowl wins. In his junior and senior seasons, FSU went 11-1 with a pair of New Year's Day bowl wins. In 1988, Sanders ranked in the top 10 nationally with five interceptions in nine games. He was also the nation's top punt returner, averaging 15.2 yards per return.

Sanders made one of his greatest plays at the Sugar Bowl game in New Orleans, La. in his final moments in a Florida State uniform. With FSU clinging to a 13-7 lead and SEC champion Auburn driving for a potential game-winning score, Sanders made a leaping interception at the goal-line to preserve the win and Florida State's number three national ranking.

Sanders ranks second on the FSU career charts in interceptions and holds most of the punt return records as well. He provided Florida State fans with countless thrills with his dazzling punt returns, three of which went for touchdowns, and interceptions. His seven career touchdowns is certainly a high for an FSU defensive back.

A three-sport star in football, baseball and track at Florida State, Sanders is a two-sport athlete as a pro, playing professional baseball and football for the Atlanta Braves and Falcons, respectively.



During his career, Deion Sanders returned three punts and four interceptions for touchdowns.

FSU & THE WEEKLY AP RANKINGS



Florida State appeared in its ninth straight bowl game and its 12th in 15 years under Bobby Bowden in 1990. Overall, it was FSU's 20th bowl game in its 44-year football history. That mark is tops among the state's Division I schools. Miami ranks second in the state in bowl appearances, playing in their 19th in 1990 in 65 years of competition. Florida has appeared in 18 bowls in 84 years in the football business.

YEAR	WEEK OF	RANKED	RECORD
1962	Sept. 24	Other	1-0-1
1963	Sept. 23	Other	1-0-0
1964	Sept. 28	Other	2-0-0
	Oct. 5	Other	3-0-0
	Oct. 12	10	4-0-0
	Oct. 19	10	5-0-0
	Oct. 26	Other	5-1-0
	Nov. 2	Other	6-1-0
	Nov. 9	Other	6-1-0
	Nov. 16	Other	7-1-1
	Nov. 23	10	8-1-1
	Nov. 30	Other	8-1-1
1965	Preseason	Other	
	Oct. 18	Other	2-2-0
1966	Preseason	Other	
1967	Sept. 25	Other	0-1-1
	Oct. 23	Other	3-2-1
	Oct. 30	Other	4-2-1
	Nov. 6	Other	5-2-1
	Nov. 20	Other	6-2-1
	Nov. 27	Other	7-2-1
	Oct. 7	19	2-1-0
1968	Oct. 21	20	3-1-0
	Dec. 2	19	8-2-0
	Oct. 11	19	5-0-0
1971	Oct. 25	19	6-1-0
	Preseason	19	
1972	Sept. 11	20	1-0-0
	Sept. 18	17	2-0-0
	Sept. 25	16	3-0-0
	Oct. 2	13	4-0-0
	Oct. 24	20	5-1-0
1977	Oct. 31	15	6-1-0
	Nov. 7	16	7-1-0
	Nov. 14	13	8-1-0
	Nov. 28	19	8-2-0
Final '77 Poll	Jan. 1978	14	10-2-0
1978	Preseason	17	
	Sept. 11	16	1-0-0
	Sept. 18	13	2-0-0
	Sept. 25	10	3-0-0
	Oct. 2	18	3-1-0
	Oct. 9	15	4-1-0
	Preseason	19	
1979	Sept. 10	18	2-0-0
	Sept. 17	14	2-0-0
	Sept. 24	12	3-0-0
	Oct. 1	9	4-0-0

	Oct. 8	9	5-0-0
	Oct. 15	7	6-0-0
	Oct. 22	8	6-0-0
	Oct. 29	6	7-0-0
	Nov. 5	7	8-0-0
	Nov. 12	5	9-0-0
	Nov. 19	5	10-0-0
	Nov. 26	4	11-0-0
	Dec. 3	4	11-0-0
Final '79 Poll	Jan. 1980	6	11-1-0
1980	Preseason	13	
	Sept. 8	10	1-0-0
	Sept. 15	9	2-0-0
	Sept. 22	9	3-0-0
	Sept. 29	16	3-1-0
	Oct. 6	11	4-1-0
	Oct. 13	7	5-1-0
	Oct. 20	6	6-1-0
	Oct. 27	5	7-1-0
	Nov. 3	3	8-1-0
	Nov. 10	3	9-1-0
	Nov. 17	3	9-1-0
Nov. 24	3	9-1-0	
Dec. 1	3	9-1-0	
Dec. 8	2	10-1-0	
Final '80 Poll	Jan. 1981	5	10-2-0
1981	Preseason	19	
	Sept. 7	18	1-0-0
	Sept. 14	19	2-0-0
	Oct. 5	20	3-1-0
	Oct. 12	11	4-1-0
	Oct. 19	20	4-2-0
	Oct. 26	17	5-2-0
	Nov. 2	14	6-2-0
	Nov. 9	20	6-3-0
	Oct. 11	19	4-1-0
	Oct. 18	17	5-1-0
	Oct. 25	14	5-1-0
	Nov. 1	12	6-1-0
Nov. 8	9	7-1-0	
Nov. 15	7	8-1-0	
Nov. 22	15	8-2-0	
Nov. 29	15	8-2-0	
Final '82 Poll	Jan. 1983	13	9-3-0
1983	Preseason	7	
	Sept. 5	12	1-0-0
	Sept. 12	9	2-0-0
	Sept. 19	20	2-1-0
Sept. 26	17	2-1-0	
1984	Preseason	20	
	Sept. 3	20	1-0-0
	Sept. 10	18	1-0-0
	Sept. 17	15	2-0-0
	Sept. 24	9	3-0-0
	Oct. 1	6	4-0-0
	Oct. 8	9	4-0-1
	Oct. 15	15	4-1-1
	Oct. 22	15	5-1-1



	Oct. 29	15	5-1-1
	Nov. 5	14	6-1-1
	Nov. 12	17	6-2-1
	Nov. 19	15	7-2-1
	Nov. 26	12	7-2-1
Final '84 Poll	Jan. 1985	17	7-2-2
1985	Preseason	19	
	Sept. 2	17	1-0
	Sept. 9	7	2-0
	Sept. 16	6	2-0
	Sept. 23	4	3-0
	Sept. 30	4	4-0
	Oct. 7	4	4-0
	Oct. 14	13	4-1
	Oct. 21	11	5-1
	Oct. 28	10	6-1
	Nov. 5	16	6-2
	Nov. 12	15	7-2
	Nov. 19	14	8-2
	Nov. 26	12	8-3
	Dec. 3	18	8-3
Final '85 Poll	Jan. 1986	15	9-3
1986	Preseason	11	
	Sept. 1	11	1-0
	Sept. 8	15	1-1
	Sept. 15	15	1-1
	Sept. 22	20	1-1-1
	Oct. 28	20	4-1-2
Final '86 Poll	Jan. 1987	Other	7-4-1
1987	Preseason	8	
	Sept. 8	8	1-0
	Sept. 15	7	2-0
	Sept. 22	6	3-0
	Sept. 29	4	4-0
	Oct. 6	6	4-1
	Oct. 13	4	5-1
	Oct. 20	4	6-1
	Oct. 27	4	6-1
	Nov. 3	4	7-1
	Nov. 10	4	8-1
	Nov. 17	4	9-1
	Nov. 24	3	9-1
	Dec. 2	3	10-1
Final '87 Poll	Jan. 1988	2	11-1
1988	Preseason	1	
	Sept. 6	10	0-1
	Sept. 13	10	1-1
	Sept. 20	9	2-1
	Sept. 27	6	3-1
	Oct. 4	6	4-1
	Oct. 11	5	5-1
	Oct. 18	7	6-1
	Oct. 25	6	7-1
	Nov. 2	5	8-1
	Nov. 9	5	8-1
	Nov. 16	5	9-1
	Nov. 23	5	9-1
	Dec. 1	4	10-1

Final '88 Poll	Jan. 1989	3	11-1
1989	Preseason	6	
	Sept. 5	6	0-1
	Sept. 12	Other	0-2
	Sept. 19	Other	1-2
	Sept. 26	25	2-2
	Oct. 3	22	2-2
	Oct. 10	19	3-2
	Oct. 17	14	4-2
	Oct. 24	9	5-2
	Oct. 31	6	6-2
	Nov. 7	5	7-2
	Nov. 14	5	7-2
	Nov. 21	5	8-2
	Nov. 28	6	8-2
	Dec. 5	5	9-2
Final '89 Poll	Jan. 1990	3	10-2
1990	Preseason	4	
	Sept. 3	3	0-0
	Sept. 10	3	1-0
	Sept. 17	2	2-0
	Sept. 24	2	3-0
	Oct. 1	2	4-0
	Oct. 8	10	4-1
	Oct. 15	7	4-1
	Oct. 22	12	4-2
	Oct. 29	12	5-2
	Nov. 5	12	6-2
	Nov. 12	9	7-2
	Nov. 19	8	8-2
	Nov. 26	8	8-2
	Dec. 3	6	9-2
Final '90 Poll	Jan. 1991	4	10-2



Junior Eric Turrall is one of the "senior" members of the Florida State receiving corps in 1991.

YEAR-BY-YEAR RECORD

Ed Williamson

(1947) **0-5-0**

Ed Williamson was appointed Florida State's first coach just a few weeks before the inaugural football season. He had no stadium, no scholarships and not even a nickname for his team. With only 45 ex-high school players, his teams came close to winning three games that year although it ended with an 0-5 record. Williamson did not receive any pay for coaching the team.



ED WILLIAMSON

1947 (0-5)	FSU	FOE
Stetson (H)	6	14
Cumberland (A)	0	6
Tennessee Tech (H)	6	27
Troy State (H)	6	36
Jacksonville State (H)	0	7
	18	90

Don Veller

(1948-52) **31-12-1**

Don Veller won 30 of his first 34 games as head coach at FSU before the Seminoles began playing a major college schedule. His overall record included an undefeated 8-0 season in 1950. That was also the year the Tribe moved into Doak Campbell Stadium. Veller, who still resides in Tallahassee, owns the second highest winning percentage of FSU coaches (.716). He is widely credited with laying the early foundation for the FSU football program.



DON VELLER

1948 (7-1)	FSU	FOE
Cumberland (H)	30	0
Erskine (A)	6	14
Millsaps (A)	7	6
Stetson (A)	18	7
Mississippi College (H)	26	6
Livingston State (H)	12	6
Troy State (A)	20	13
Tampa (H)**	33	12
	152	64

1949 (9-1)	FSU	FOE
Whiting Field (H)	74	0
Mississippi College (A)	33	12
Erskine (H)	26	7
Sewanee (A)	6	0
Stetson (H)	33	14
Livingston State (A)	6	13
Millsaps (H)**	40	0
Tampa (A)	34	7
Troy State (H)	20	0
CIGAR BOWL		
Wofford (N)	19	6
	291	59

1950 (8-0)	FSU	FOE
Troy State (A)	26	7
Randolph Macon (H)	40	7
Howard (H)	20	6

Newberry (A)	24	0
Sewanee (H)**	14	8
Stetson (A)	27	7
Mississippi College (H)	33	0
Tampa (H)	35	19
	219	54

1951 (6-2)	FSU	FOE
Troy State (H)	40	0
Miami (FL) (A)	13	35
Delta State (H)	34	0
Sul Ross State (H)	35	13
Stetson (H)**	13	10
Jacksonville Navy (A)	39	0
Wofford (H)	14	0
Tampa (H)	6	14
	194	72

1952 (1-8-1)	FSU	FOE
Louisiana Tech (H)	13	32
Louisville (H)	14	41
VMI (H)	7	28
N. Carolina State (A)	7	13
Stetson (N)	6	6
Mississippi So. (H)	21	50
Furman (H)**	0	9
Georgia Tech (A)	0	30
Wofford (A)	27	13
Tampa (H)	6	39
	101	261

Tom Nugent

(1953-58) **34-28-1**

Tom Nugent had a successful coaching stint at Florida State as indicated by his 34-28-1 record in his six years at the Seminole helm. Florida State participated in two bowl games during Nugent's tenure and for the first time, in 1958, Florida State and Florida met on the football field. Nugent also served as athletic director while he was head coach of the Seminoles.



TOM NUGENT

1953 (5-5)	FSU	FOE
Miami (FL) (A)	0	27
Louisville (H)	59	0
Abilene Christian (H)	7	20
Louisiana Tech (A)	21	32
VMI (H)	12	7
Mississippi So. (A)	0	21
Furman (H)	7	14
Stetson (H)**	13	6
N. Carolina State (H)	23	13
Tampa (A)	41	6
	183	146

1954 (8-4)	FSU	FOE
Georgia (H)	0	14
Abilene Christian (H)	0	13
Louisville (A)	47	6
Villanova (H)	52	13
N. Carolina State (A)	13	7
Auburn (A)	0	33
VMI (A)	33	19
Furman (H)**	33	14
Stetson (A)	47	6
Mississippi So. (H)	19	18
Tampa (A)	13	0

SUN BOWL	FSU	FOE
Texas Western (A)	20	47
	277	190



1955 (5-5)	FSU	FOE
N. Carolina State (H)	7	0
Miami (FL) (A)	0	34
Virginia Tech (H)	20	24
Georgia (H)	14	47
Georgia Tech (A)	0	34
Villanova (H)	16	13
Furman (A)	19	6
The Citadel (H)**	39	0
Mississippi So. (A)	6	21
Tampa (A)	26	7
	147	186

1956 (5-4-1)	FSU	FOE
Ohio University (H)	47	7
Georgia (A)	0	3
Virginia Tech (H)	7	20
N. Carolina State (A)	14	0
Wake Forest (H)**	14	14
Villanova (A)	20	13
Miami (FL) (A)	7	20
Furman (H)	42	7
Mississippi So. (H)	20	19
Auburn (A)	7	13
	178	116

1957 (4-6)	FSU	FOE
Furman (H)	27	7
Boston College (A)	7	20
Villanova (A)	7	21
N. Carolina State (H)	0	7
Abilene Christian (H)	34	7
Virginia Tech (H)**	20	7
Miami (FL) (H)	13	40
Mississippi So. (A)	0	20
Auburn (H)	7	29
Tampa (A)	21	7
	136	165

1958 (7-4)	FSU	FOE
Tennessee Tech (H)	22	7
Furman (H)	42	6
Georgia Tech (A)	3	17
Wake Forest (H)	27	24
Georgia (N)	13	28
Virginia Tech (H)	28	0
Tennessee (A)	10	0
Tampa (H)**	43	0
Miami (FL) (A)	17	6
Florida (A)	7	21
BLUEGRASS BOWL		
Oklahoma State (N)	6	15
	218	124

Perry Moss
(1959) 4-6-0

Moss was one of two FSU coaches who spent only a year at the school. Midway through the season, reports were published that Moss would leave to join the Montreal Allouettes of the Canadian Football League. True to that report, Moss departed after a brief year at the Tallahassee school.

1959 (4-6)	FSU	FOE
Wake Forest (H)	20	22
The Citadel (H)	47	6
Miami (FL) (H)	6	7
Virginia Tech (A)	7	6
Memphis State (A)	6	16
Richmond (A)	22	6
Georgia (A)	0	42
William & Mary (H)**	0	9
Florida (A)	8	18

Bill Peterson

(1960-70) 62-42-11

Bill Peterson arrived in Tallahassee to take over a football program in deep trouble. When he left 11 years and four bowl games later, he had become the most significant coach in the first 25 years of Seminole football. Under "Pete" the Seminoles were 62-42-11. The most memorable Peterson year was 1964 when that squad, featuring the "Seven Magnificents", went 9-1-1 and recorded FSU's first ever win over the Florida Gators.

1960 (3-6-1)	FSU	FOE
Richmond (H)	28	0
Florida (A)	0	3
Wake Forest (H)	14	6
The Citadel (A)	0	0
Mississippi So. (A)	13	15
William & Mary	22	0
Kentucky (H)**	0	23
Miami (FL) (A)	0	23
Houston (H)	6	7
Auburn (A)	21	57
	111	136

1961 (4-5-1)	FSU	FOE
George Washington (H)	15	7
Florida (A)	3	3
Mississippi (A)	0	33
Georgia (H)	3	0
Richmond (H)	13	7
Virginia Tech (A)	7	10
Kentucky (A)	0	20
The Citadel (H)	44	8
Mississippi So. (H)**	0	12
Houston (A)	8	28
	93	128

1962 (4-3-3)	FSU	FOE
The Citadel (H)	49	0
Kentucky (A)	0	0
Furman (H)	42	0
Miami (FL) (A)	6	7
Georgia (A)	18	0
Virginia Tech (H)	20	7
Houston (H)**	0	7
Georgia Tech (A)	14	14
Florida (A)	7	20
Auburn (A)	14	14
	170	69

1963 (4-5-1)	FSU	FOE
Miami (FL) (H)	24	0
Texas Christian (H)	0	13
Wake Forest (H)	35	0
So. Mississippi (A)	0	0
Virginia Tech (H)	23	31
Furman (H)	49	6
Georgia Tech (A)	7	15
N. Carolina State (H)**	14	0
Auburn (A)	15	21
Florida (A)	0	7
	167	93

1964 (9-1-1)	FSU	FOE
Miami (FL) (A)	14	0
Texas Christian (A)	10	0
New Mexico State (H)	36	0
Kentucky (H)**	48	6
Georgia (A)	17	14
Virginia Tech (A)	11	20



PERRY MOSS



BILL PETERSON



LARRY JONES

So. Mississippi (H)	34	0
Houston (A)	13	13
N. Carolina State (H)	28	6
Florida (H)	16	7

GATOR BOWL		
Oklahoma (N)	36	19
	263	85

1965 (4-5-1)	FSU	FOE
Texas Christian (A)	3	7
Baylor (H)	9	7
Kentucky (A)	24	26
Georgia (H)	10	3
Alabama (A)	0	21
Virginia Tech (H)	7	6
Wake Forest (H)**	35	0
N. Carolina State (A)	0	3
Houston (H)	16	16
Florida (A)	17	30
	121	119

1966 (6-5)	FSU	FOE
Houston (H)	13	21
Miami (FL) (A)	23	20
Florida (H)	19	22
Texas Tech (A)	42	33
Mississippi State (H)	10	0
Virginia Tech (A)	21	23
South Carolina (A)	32	10
Syracuse (A)	21	37
Wake Forest (H)**	28	0
Maryland (H)	45	21
SUN BOWL		
Wyoming (N)	20	28
	274	215

1967 (7-2-2)	FSU	FOE
Houston (A)	13	33
Alabama (A)	37	37
N. Carolina State (H)	10	20
Texas A&M (A)	19	18
South Carolina (H)	17	0
Texas Tech (H)**	28	12
Mississippi State (H)	24	12
Memphis State (A)	26	7
Virginia Tech (H)	38	15
Florida (A)	21	16
GATOR BOWL		
Penn State (N)	17	17
	250	187

1968 (8-3)	FSU	FOE
Maryland (A)	24	14
Florida (H)	3	9
Texas A&M (H)	20	14
Memphis State (H)	20	10
South Carolina (A)	35	28
Virginia Tech (H)	22	40
Mississippi State (A)	27	14
N. Carolina State (A)	48	7
Wake Forest (H)**	42	24
Houston (N)	40	20
PEACH BOWL		
LSU (N)	27	31
	308	211

1969 (6-3-1)	FSU	FOE
Wichita State (H)	24	0
Miami (FL) (A)	16	14
Florida (A)	6	21
Tulsa (A)	38	20
Mississippi State (H)	20	17
South Carolina (H)**	34	9
Virginia Tech (A)	10	10

Memphis State (H)	26	28
N. Carolina State (H)	33	22
Houston (A)	13	41
	220	182

1970 (7-4)	FSU	FOE
Louisville (H)	9	7
Georgia Tech (A)	13	23
Wake Forest (H)	19	14
Florida (H)	27	38
Memphis State (A)	12	16
South Carolina (A)	21	13
Miami (FL) (A)	27	3
Clemson (H)	38	13
Virginia Tech (H)**	34	8
Kansas State (H)	33	7
Houston (N)	21	53
	254	195

Larry Jones (1971-73)

15-19-0

Larry Jones compiled a 15-19 record in his three years at the Seminole helm. In his first two seasons, the popular coach led his teams to a 15-8 record, but he is probably remembered most for the following season when his team did not win a game.

1971 (8-4)	FSU	FOE
So. Mississippi (N)	24	9
Miami (FL) (A)	20	17
Kansas (H)	30	7
Virginia Tech (A)	17	3
Mississippi State (H)**	27	9
Florida (A)	15	17
South Carolina (H)	49	18
Houston (A)	7	14
Georgia Tech (A)	6	12
Tulsa (H)	45	10
Pittsburgh (H)	31	13

FIESTA BOWL		
Arizona State (A)	38	45
	309	174

1972 (7-4)	FSU	FOE
Pittsburgh (A)	19	7
Miami, (FL) (A)	37	14
Virginia Tech (H)	27	15
Kansas (A)	44	22
Florida (H)	13	42
Mississippi State (N)	25	21
Colorado State (H)**	37	0
Auburn (A)	14	27
Houston (H)	27	31
Tulsa (H)	23	21
South Carolina (A)	21	24
	287	224

1973 (0-11)	FSU	FOE
Wake Forest (A)	7	9
Kansas (H)	0	28
Miami (FL) (H)	10	14
Baylor (A)	14	21
Mississippi State (H)	12	37
Memphis State (H)**	10	13
San Diego State (A)	17	38
Houston (A)	3	34
Virginia Tech (A)	13	36
South Carolina (H)	12	52
Florida (A)	0	49
	98	331

Darrell Mudra

(1974-75) 4-18-0

Darrell Mudra was a successful coach before arriving at Florida State and he was successful after he left. Mudra inherited an 0-11 team and in two years wasn't able to bring the program back into the glory years it enjoyed under Bill Peterson. Mudra coached from the press box instead of the sidelines.

1974 (1-10)	FSU	FOE
Pittsburgh (H)	6	9
Colorado State (H)	7	14
Kansas (A)	9	40
Baylor (H)	17	21
Alabama (A)	7	8
Florida (H)	14	24
Auburn (A)	6	38
Memphis State (A)	14	42
Miami (FL) (A)	21	14
Virginia Tech (H)**	21	56
Houston (H)	8	23
	130	289

1975 (3-8)	FSU	FOE
Texas Tech (A)	20	31
Utah State (H)	17	8
Iowa State (H)	6	10
Georgia Tech (A)	0	30
Virginia Tech (A)	10	13
Florida (A)	8	34
Auburn (H)	14	17
Clemson (A)	43	7
Memphis State (H)	14	17
Miami (FL) (H)**	22	24
Houston (A)	33	22
	187	213

Bobby Bowden

(1976-PRESENT) 132-42-3

Current Seminole Head Coach Bobby Bowden is one of the top coaches in all of college football. He ranks second on the active coaching list in victories and his overall winning percentage of .731 puts him in the top five nationally. Last season, he became only the 11th man ever to record 200 coaching victories.

Bowden has taken the Florida State program to the top of college football as he has led FSU to 12 bowl appearances, including five on New Year's Day. Florida State is currently riding a nine-game unbeaten streak in bowl games which has given Bowden the best winning percentage in bowl games among all active coaches with a 10-3-1 record (.750). Each of his last four teams has finished the season ranked in the Top Four in the country by the Associated Press, a feat matched or bettered by only three other programs in history. Over his 15-year tenure at FSU, the Seminoles have averaged 8.8 wins a season.

Bowden is far and away the top coach ever at Florida State. The school won only 150 games in 29 seasons prior to his arrival, while Bowden has totalled 132 victories in his 15 seasons for a winning percentage of .754 at FSU.

1976 (5-6)	FSU	FOE
Memphis State (A)	12	21
Miami (FL) (A)	0	47
Oklahoma (A)	9	24
Kansas State (H)	20	10

Boston College (A)	28	9
Florida (H)	26	33
Auburn (A)	19	31
Clemson (H)	12	15
So. Mississippi (H)**	30	27
N. Texas State (A)	21	20
Virginia Tech (H)	28	21
	205	258

1977 (10-2)	FSU	FOE
So. Mississippi (A)	35	6
Kansas State (A)	18	10
Miami (FL) (H)	17	23
Oklahoma State (A)	25	17
Cincinnati (H)	14	0
Auburn (H)	24	3
N. Texas State (H)**	35	14
Virginia Tech (H)	23	21
Memphis State (H)	30	9
San Diego State (A)	16	41
Florida (A)	37	9
TANGERINE BOWL		
Texas Tech (N)	40	17
	314	170

1978 (8-3)	FSU	FOE
Syracuse (A)	28	0
Oklahoma State (H)	38	20
Miami (FL) (A)	31	21
Houston (H)	21	27
Cincinnati (H)	26	21
Mississippi St. (A)	27	55
Pittsburgh (A)	3	7
So. Mississippi (A)	38	16
Virginia Tech (H)	24	14
Navy (H)**	38	6
Florida (H)	38	21
	312	208

1979 (11-1)	FSU	FOE
So. Mississippi (H)	17	14
Arizona State (N)	31	3
Miami (FL) (H)	40	23
Virginia Tech (A)	17	10
Louisville (A)	27	0
Mississippi State (H)	17	6
Louisiana State (A)	24	19
Cincinnati (A)	26	21
South Carolina (H)**	27	7
Memphis State (H)	66	17
Florida (A)	27	16
ORANGE BOWL		
Oklahoma (N)	7	24
	326	160

1980 (10-2)	FSU	FOE
Louisiana State (A)	16	0
Louisville (H)	52	0
East Carolina (H)	63	7
Miami (FL) (A)	9	10
Nebraska (A)	18	14
Pittsburgh (H)**	36	22
Boston College (H)	41	7
Memphis State (A)	24	3
Tulsa (H)	45	2
Virginia Tech (H)	31	7
Florida (H)	17	13
ORANGE BOWL		
Oklahoma (N)	17	18
	369	103

1981 (6-5)	FSU	FOE
Louisville (H)	17	0
Memphis State (H)	10	5
Nebraska (A)	14	34
Ohio State (A)	36	27
Notre Dame (A)	19	13



DARRELL MUDRA



BOBBY BOWDEN



Tribe Tidbit

Jack Haskins was the first and only assistant to head coach Ed Williamson in 1947. Howard Danford, the athletic director of FSU at that time, brought Haskins into the FSU program — as the circus coach. But, Danford decided Haskins would also be the backfield coach for the 1947 Seminoles. Nowadays, Bobby Bowden has a full-time staff of 10 assistants as well as a recruiting coordinator, volunteer assistant and five graduate assistants.

Pittsburgh (A)	14	42
Louisiana State (A)	38	14
Western Carolina (H)**	56	31
Miami (FL) (H)	19	27
So. Mississippi (H)	14	58
Florida (A)	3	35
	240	286

1982 (9-3)	FSU	FOE
Cincinnati (H)	38	31
Pittsburgh (H)	17	37
So. Mississippi (A)	24	17
Ohio State (A)	34	17
Southern Illinois (H)**	59	8
East Carolina (H)	56	17
Miami (FL) (A)	24	7
South Carolina (A)	56	26
Louisville (H)	49	14
Louisiana State (A)	21	55
Florida (H)	10	13
GATOR BOWL		
West Virginia (N)	31	12
	419	254

1983 (8-4)	FSU	FOE
East Carolina (H)	47	46
Louisiana State (A)	40	35
Tulane (A)*	28	34
Auburn (A)	24	27
Pittsburgh (A)	16	17
Cincinnati (H)**	43	17
Louisville (H)	51	7
Arizona State (A)	29	26
South Carolina (H)	45	30
Miami (FL) (H)	16	17
Florida (A)	14	53
PEACH BOWL		
North Carolina (N)	28	3
	381	312

1984 (7-3-2)	FSU	FOE
East Carolina (H)	47	17
Kansas (A)	42	16
Miami (FL) (A)	38	3
Temple (H)**	44	27
Memphis State (A)	17	17
Auburn (H)	41	42
Tulane (H)	27	6
Arizona State (A)	52	44
South Carolina (A)	26	38
Tenn.-Chatta. (H)	37	0
Florida (H)	17	27
CITRUS BOWL		
Georgia (N)	17	17
	405	254

1985 (9-3)	FSU	FOE
Tulane (A)	38	12
Nebraska (A)	17	13
Memphis State (H)	19	10
Kansas (H)	24	20
Auburn (A)	27	59
Tulsa (H)	76	14
North Carolina (A)	20	10
Miami (FL) (H)	27	35
South Carolina (H)	56	14
W. Carolina (H)**	50	10
Florida (A)	14	38
GATOR BOWL		
Oklahoma State (N)	34	23
	402	248

1986 (7-4-1)	FSU	FOE
Toledo (H)	24	0
Nebraska (A)	17	34
North Carolina (H)	10	10

Michigan (A)	18	20
Tulane (H)	54	21
Wichita State (H)	59	3
Louisville (A)	54	18
Miami (FL) (A)	23	41
South Carolina (A)	45	28
So. Mississippi (H)**	49	13
Florida (H)	13	17

ALL-AMERICAN BOWL		
Indiana (N)	27	13
	393	218

1987 (11-1-0)	FSU	FOE
Texas Tech (H)	40	16
East Carolina (A)	44	3
Memphis State (H)	41	24
Michigan State (A)	31	3
Miami (FL) (H)**	25	26
So. Mississippi (A)	61	10
Louisville (H)	32	9
Tulane (H)	73	14
Auburn (A)	34	6
Furman (H)	41	10
Florida (A)	28	14
FIESTA BOWL		
Nebraska (N)	31	28
	481	163

1988 (11-1-0)	FSU	FOE
Miami (A)	0	31
So. Mississippi (H)	49	13
Clemson (A)	24	21
Michigan State (H)	30	7
Tulane (A)	48	28
Georgia So. (H)**	28	10
East Carolina (H)	45	21
Louisiana Tech (H)	66	3
South Carolina (A)	59	0
Virginia Tech (H)	41	14
Florida (H)	52	17

SUGAR BOWL		
Auburn (N)	13	7
	455	172

1989 (10-2-0)	FSU	FOE
So. Mississippi (N)	26	30
Clemson (H)	23	34
Louisiana State (A)	31	21
Tulane (H)	59	9
Syracuse (A)	41	10
Virginia Tech (A)	41	7
Auburn (H)	22	14
Miami (H)	24	10
South Carolina (H)**	35	10
Memphis State (H)	57	20
Florida (A)	24	17

FIESTA BOWL		
Nebraska (N)	41	17
	424	199

1990 (10-2-0)	FSU	FOE
East Carolina (H)	45	24
Georgia Southern (H)	48	6
Tulane (A)	31	13
Virginia Tech (H)	39	28
Miami (A)	22	31
Auburn (A)	17	20
Louisiana State (H)	42	3
South Carolina (A)	41	10
Cincinnati (H)**	70	21
Memphis State (N)	35	3
Florida (H)	45	30

BLOCKBUSTER BOWL		
Penn State (N)	24	17
	459	206

*won by forfeit

BOWL GAMES IN REVIEW

1950 Cigar Bowl

FLORIDA STATE _____ 19
 WOFFORD _____ 6

TAMPA, Fla. (Jan. 2, 1950) - Red Parrish scored twice and Buddy Strauss rushed for 132 yards to give underdog Florida State a 19-6 win over Wofford in the Cigar Bowl.

The victory was a come-from-behind effort by the Seminoles as the Terriers scored only moments into the contest to make the score 6-0. That touchdown came when Wofford defenders blocked a Bo Manuel punt and recovered it in the end zone. The extra point attempt was no good.

For the balance of the first quarter, Florida State mounted several drives that stalled around midfield while Wofford netted virtually nothing offensively. Early in the second period, however, Wofford had its first real threat. It died on the Seminoles' 16-yard line when Bill Dawkins intercepted a pass and returned it to the Terrier 20. Shortly after,

Parrish bolted to the Tribe's initial touchdown to tie the score at 6-6.

Late in the half the Seminoles got cranked up again. Strauss busted up the middle for a 15-yard gain, and an interference penalty pushed Florida State into Wofford territory. On the next play, Parrish lofted a left-handed halfback pass to Norman Eubanks, who made a spectacular catch; the extra point sent the Seminoles to the locker room with a 13-6 lead.

The third period was a dogged defensive battle with no serious scoring threats. But in the final period, FSU pinned Wofford deep in its own territory with a 63-yard Manuel punt. After the Terriers fumbled on their own 8, the Seminoles were unable to cash in as Parrish came up a foot short on fourth down.

Unable to move the ball out of the deep hole, Wofford was forced to punt, giving the Seminoles excellent field position with only minutes remaining. This time Don Veller's team wasted no time cashing in. With only seconds showing on the clock, Parrish sliced in from the five and Florida State had a 19-6 upset victory.

1955 Sun Bowl

TEXAS WESTERN _____ 47
 FLORIDA STATE _____ 20

EL PASO, Texas (Jan. 1, 1955) - Florida State's defense collapsed in the second quarter, allowing Texas Western to move well ahead and capture a 47-20 Sun Bowl victory.

With the score tied 7-7 at the end of the first period, the underdog Miners put together a magnificent 28-point quarter that buried the Seminoles on this steamy January afternoon. Texas Western quarterback John Griner ran the option to perfection in that second quarter, and the Seminoles, fighting a blinding sun and high altitude, just couldn't keep pace.

After leading 7-0 in the first four minutes of this 20th renewal of the Sun Bowl, the Seminoles allowed the Miners to tie the score late in the period. On the first play of the second quarter, Florida State fumbled on its own 24 and Texas Western needed only two plays to grab its first lead of the day. That touchdown came on a nifty run by Miner ace Jesse Whittenton.

At that point the flood gates



As a freshman, Shannon Baker starred in the Seminoles' Fiesta Bowl victory over Nebraska as he contributed to FSU's run of nine straight bowl games without a loss since 1980.



FSU's appearance in the inaugural Blockbuster Bowl marked the fourth time in school history the Seminoles played in the first year of a bowl game. The Seminoles were also in the first Bluegrass, Peach and Fiesta contests.

opened. Tom Nugent's Seminoles made three more costly mistakes in the quarter that led directly to Texas Western touchdowns, and the homestanding Miners eased into the locker room with a 34-7 advantage.

In the final half, the Miners ran the count to 41-7 before the Tribe managed to get on the board for the second time in the afternoon. Quarterback Len Swantic led a third quarter drive that was sparked by a 43-yard touchdown pass to Tom Feamster. But Western wasted no time in countering that Seminole score. On the next kickoff, Bob Forrest recd 95 yards for the final Miner touchdown of the day.

The Seminoles were able to tack on a final tally in the fourth period. Harry Massey hit Bill Odom on a 16-yard pass play for the score.

1958 Bluegrass Bowl

OKLAHOMA STATE _____ 15
FLORIDA STATE _____ 6

LOUISVILLE, Ky. (Dec. 13, 1958) - A frantic fourth-quarter comeback was not to be as Florida State couldn't fight off the bitter cold and Oklahoma State went home with a 15-6 victory in the only Bluegrass Bowl ever played.

A crowd of just over 7,000 braved 10-degree weather for the first-ever meeting between the two schools. Players on both teams wore tennis shoes in an effort to combat the frozen turf. It was the Seminoles' first nationally televised game and a relatively obscure broadcaster named Howard Cosell handled the broadcast that day.

Florida State got off to a good start in this one, mounting two drives deep into OSU territory. Both times it came up empty-handed though, as field goal attempts from the 16 and 23 fell short.

Oklahoma State managed to dent the scoreboard early in the second quarter when swift halfback Duane Wood sprinted in from the Florida State 17.

Unable to get anything going in that second period, the Seminoles were forced to rely on defense. The last assault came in the final two minutes of the half. The Cowboys drove inside the Florida State 5, but on a fourth down play with 1:15 left, FSU's Ron Hinson stopped Forrest Campbell one foot from paydirt. That sent the clubs to the locker room with the score 7-0.

Early in the third period the Seminoles did themselves in with a pair of fumbles. The second miscue set up the Cowboys at the Florida State 39. It took 10 plays, but Wood finally scored his second touchdown and caught a two-point conversion to make it 15-0.

1965 Gator Bowl

FLORIDA STATE _____ 36
OKLAHOMA _____ 19

JACKSONVILLE, Fla. (Jan. 2, 1965) - The brilliant passing combination of Steve Tensi and Fred Biletnikoff rewrote the Gator Bowl record book and gave the upstart Seminoles an impressive 36-19 victory over Oklahoma in this post-season event.

The Florida State victory will long be remembered as one of the greatest passing shows in the history of college football. Tensi completed 23 of 36 passes for 303 yards and five touchdowns while Biletnikoff hauled in 13 for 192 yards and four TDs. Both players signed professional contracts on the field at the completion of the game.

Oklahoma claimed the first break of the day as Tensi was intercepted. The Sooners marched to the Seminole 34, but on third down, FSU defensive back Howard Ehler picked off an OU pass and sailed 63 yards for the initial touchdown. Later in the quarter, the Sooners came back to claim a 7-6 lead. That lead lasted only as long as it took the Tribe to move 90 yards.

Phil Spooner was instrumental in the drive and Tensi continued to pick the OU defense apart. From the 15, Tensi hit Biletnikoff for a 12-7 lead. Twice more before the intermission, Tensi found Biletnikoff for touchdowns. The first score followed a George D'Alessandro fumble recovery and the second came on a long drive against the clock. The halftime score was 24-7.

Early in the second half, Oklahoma recovered a Seminole fumble and cut the lead to 24-13, but as the third period drew to a close the Seminoles executed an 82-yard drive. On the last play of the quarter, Tensi hit Don Floyd for the touchdown.

With 10 minutes left and the score at 30-19, it was time for the Seminole defense to take over. Two drives late in the game came up short for the Sooners and FSU finally tacked on its final TD - a 14-yard Tensi-to-Biletnikoff toss that made the final 36-19.

1966 Sun Bowl

WYOMING _____ 28
FLORIDA STATE _____ 20

EL PASO, Texas (Dec. 24, 1966) - Florida State's vaunted passing attack was not enough to overcome a stingy Wyoming defense, and the Seminoles fell 28-20 in their second try for a Sun Bowl title.

Though the Tribe got a couple of early breaks, it was the Cowboys who drew first blood. The initial score came on a Jim Kick

plunge, and the score stood 7-0 at the end of the first period. Florida State bounced back, however, as Bill Moremen fell on a Vic Washington fumble and FSU had the ball at the Wyoming 49. From there, Kim Hammond found Ron Sellers for the tying touchdown.

The Seminoles managed to grab the lead in the game shortly before the intermission. This time Hammond hit T.K. Wetherell behind the Cowboy secondary for a 54-yard scoring strike. At the half it was 14-7.

It didn't take long for the Cowboys to tie the score. Early in the second half, Wyoming quarterback Rick Egloff found Jerry Marion for a 39-yard touchdown. Late in the third quarter the Cowboys went ahead to stay. Kiick, who gained 135 yards on 23 carries, picked up 43 yards on a touchdown run to give the Cowboys a 21-14 lead.

Florida State made a last-ditch attempt to regain a part of the lead as time ticked away in the final quarter. Hammond hit Sellers in Wyoming territory. As the lanky receiver was hit, he fumbled the ball and it was recovered by teammate Chip Glass at the Cowboy five. But the tenacious Wyoming defense held in the final three minutes. Wyoming used a pair of 15-yard penalties and the running of Kiick to drive to the FSU 14 in the waning minutes. Egloff scampered into the end zone for the final Cowboy touchdown.

1967 Gator Bowl

FLORIDA STATE _____ 17
 PENN STATE _____ 17

JACKSONVILLE, Fla. (Dec. 30, 1967) - Penn State jumped to a commanding 17-point lead at intermission but Florida State battled back in the second half to gain an exciting 17-17 tie.

The Seminoles received the opening kickoff, but the drive stalled at the Penn State 25. The Lions fumbled after one play, but an interception gave them the ball back, and they scored first on a 27-yard field goal by Tom Sherman in the closing minutes of the first quarter.

Late in the second period, Sherman passed 10 yards to Jack Curry for a touchdown and then came back to hit All-America tight end Ted Kwalick with seconds remaining in the half. The Seminoles were completely stopped before intermission as Penn State mounted a stingy defense that kept Kim Hammond and his mates at bay.

The momentum changed in the second half, however. Penn State received the kick but was forced to punt. The Tribe drove quickly to the Lion 1, but couldn't punch the ball in. On the next series, the Lions gambled on fourth down at their own 15 and the Seminole defense held. Three plays later,

Hammond passed to Ron Sellers for the initial Florida State score.

When Lion halfback Charlie Pittman fumbled the ball on the kickoff, the Seminoles were back in business at the Penn State 22. Passes to Sellers and Bill Moremen moved the ball to the 1 and from there Hammond took it on himself to cut the lead to 17-14.

With just over a minute to play in the game, Hammond directed a picture-perfect drive from the FSU 31 to the Penn State 15. There Florida State was faced with a fourth-and-five situation with 17 seconds remaining. Coach Bill Peterson decided to go for the sure three points and a tie rather than risk a 17-14 loss. Grant Guthrie booted the field goal and the 1967 Gator Bowl had champions.

1968 Peach Bowl

LOUISIANA STATE _____ 31
 FLORIDA STATE _____ 27

ATLANTA, Ga. (Dec. 30, 1968) - Competing in its fourth consecutive bowl game, Florida State couldn't outscore Louisiana State and the Seminoles fell 31-27 in a soggy game that initiated Atlanta's Peach Bowl.

The Seminoles were considered a slight favorite in the game until the teams took the field for pre-game warmups. At that point, the rain began to fall and it didn't let up until the final minutes of the contest played at Georgia Tech's Grant Field.

Despite the rain, the Seminoles wasted little time getting on the scoreboard. LSU won the toss but the Tigers bobbed the ball on the kickoff and FSU's John Crowe pounced on it at the Tiger 36. Tom Bailey swept around right end on the game's first play from scrimmage and went all the way for the touchdown.

That was the only score of the first period, however, as a heavy rain hampered both teams. In the first quarter, the Seminoles recovered two more LSU fumbles and intercepted a Tiger pass.

Early in the second quarter, Bill Cappleman capped a 75-yard drive with a 21-yard touchdown pass to Bill Gunter that gave the Tribe a 13-0 lead. LSU's first score came midway through the second period on a 39-yard punt return of a stray Bill Cheshire kick. A 32-yard field goal in the waning minutes of the half cut the Seminole lead to 13-10 at intermission.

The Tigers came roaring back in the third quarter, and a pair of touchdowns staked them to a 24-13 lead. But the Seminoles were not finished. A fourth-quarter Cappleman-to-Sellers pass brought Florida State within five, and with 6:15 left in the game FSU went on top 27-24 on a Cappleman-Sellers aerial



Bobby Bowden-coached teams are 6-0 indoors since 1976, including a forfeit win over Tulane in 1984 in the Louisiana Superdome. As for games on artificial turf, Bowden's Florida State clubs also have a winning record at 22-11.



Several former Florida State assistant coaches have gone on to head coaching positions at both the college and professional levels. A sampling of some of those names and where life's path has taken them.

FORMER FSU ASST. HEAD COACH AT

- Bobby Bowden ____ Florida State University
- Don James ____ University of Washington
- Bill Parcells ____ N.Y. Giants (NFL)
- Dan Henning ____ San Diego Chargers (NFL)
- Gene McDowell ____ Univ. of Central Florida
- Art Baker ____ East Carolina University
- Terry Bowden ____ Samford University
- Joe Gibbs ____ Washington Redskins (NFL)

and a two-point conversion pass to Chip Glass. The Seminole lead was short-lived as LSU drove in for the winning touchdown with 2:39 left in the game. The Tribe's last ditch effort fell short when a fourth-down pass intended for Sellers was tipped away in the waning moments, leaving FSU on the short end of a 31-27 score.

1971 Fiesta Bowl

ARIZONA STATE _____ 45
FLORIDA STATE _____ 38

TEMPE, Ariz. (Dec. 27, 1971) - In one of the most dazzling offensive shows in bowl history, Arizona State managed to score with 34 seconds remaining in the game to capture the first ever Fiesta Bowl, 45-38.

Over 51,000 partisan Arizona State fans crowded into Sun Devil Stadium and Ray Scott was on hand to call the shots over a 140-station TV network. Florida State's initial drive stalled and Arizona State wasted no time in grabbing a 7-0 lead. FSU's Barry Smith brought the kickoff back 49 yards and like lightning Gary Huff and his mates tied the score. Huff's passes put the Tribe at the 1 and from there Paul Magalski got the six points.

Thirty-two points went on the board in the second quarter. The locals drew first blood, but soon a field goal by Frank Fontes moved the Seminoles within one at 14-13. The momentum seemed to swing to Florida State as it raced 63 yards on a later drive and added a two-point conversion to lead 21-14. With just over two minutes left in the half, ASU's Danny White hit Steve Holden for a 55-yard scoring pass that tied it at 21-21.

At that point, the Seminoles proved they had come to play. Huff put on a brilliant passing display, hitting Kent Gaydos for 46 yards to the Sun Devil 10. With time running out, Rhett Dawson snared his second touchdown pass of the day to give the Tribe a 28-21 lead at halftime.

The third quarter was all Arizona State. Holding the ball almost the entire quarter, the Sun Devils put 10 points on the board and led 31-28 heading into the final stanza. Early in that last quarter, Florida State culminated a 75-yard drive with a field goal to tie the game at 31-31. On an exchange of punts, Holden hurt the Seminoles again. This time he returned a Duane Carrell punt 63 yards for a touchdown. Florida State came back to tie the game again as Dawson made a sensational touchdown grab between two defenders with 4:44 left in the contest.

A final ASU drive resulted in a Woody Green score with 34 seconds left to provide the final margin.

1977 Tangerine Bowl

FLORIDA STATE _____ 40
TEXAS TECH _____ 17

ORLANDO, Fla. (Dec. 23, 1977) - Florida State, making its first bowl appearance in seven years, demolished Texas Tech 40-17 in the 32nd Tangerine Bowl.

A record-breaking crowd of 44,502 witnessed almost total domination by the Seminoles, who became the first major college football team in Florida to achieve 10 victories in a single season.

FSU jumped ahead with 5:50 remaining in the opening quarter on a 23-yard Dave Cappelen field goal. It stayed that way until Mike Mock of Texas Tech evened the count with a 24-yarder early in the second quarter. It was a 93-yard kickoff return by Larry Key following the Tech field goal that gave the Seminoles the lead for good.

Later in the same quarter, quarterback Jimmy Jordan found tight end Grady King on a 37-yard scoring pass that boosted the Seminole lead to 16-3 at intermission.

The Seminoles continued to add to their cushion in the third quarter. First Jordan found Mike Shumann with a 40-yard scoring toss. Next Cappelen booted a 22-yard field goal that made it 27-3, FSU.

Tech returned to the board with 7:46 remaining in the quarter on a 44-yard scoring pass to make it 27-9. The count remained that way until Wally Woodham found Roger Overby on a 15-yard scoring toss to increase the Seminole lead with just 3:34 left.

Neither team was through yet, however. Tech came back to score on a 21-yard run by Billy Taylor and with just 48 seconds remaining, FSU completed the scoring on a 44-yard pass from Woodham to Chip Sanders.

1980 Orange Bowl

OKLAHOMA _____ 24
FLORIDA STATE _____ 7

MIAMI, Fla. (Jan. 1, 1980) - Julius Caesar Watts and Heisman Trophy winner Billy Sims each rushed for more than 100 yards and a stingy Sooner defense held Florida State to 182 total yards as Oklahoma defeated Florida State 24-7 in the 46th annual Orange Bowl Classic.

For 17 minutes, it appeared Florida State would see its dream of a 12-0 season and possible national championship come true as it took a 7-0 lead on a 1-yard Mike Whiting touchdown run in the first quarter.

FSU had a chance to double its lead just moments later when punter Fred Keeling's kick was blocked by cornerback Bobby Butler

and recovered on the Oklahoma 17 by Keith Jones.

After a first down, FSU failed to gain more than two yards on three tries and Rick Stockstill fumbled a snap from center on an attempted field goal try, which resulted in Oklahoma stopping the FSU drive and gaining possession at its 19.

Following a 25-yard pickup by Sims and a sack by James Gilbert, Watts kept the ball on a sweep to the right and ran 61 yards for a score.

Watts' run was a sample of things to come for the Seminoles. Following the kick-off, Jimmy Jordan's first pass was picked off by Bud Herbert, who would intercept three passes on the night, and returned to the Seminole 10. Two plays later, Stanley Wilson got the call from the five and rambled in for the score and a 14-7 Sooner lead.

Fred Keeling made it 17-7 at the half with a 24-yard field goal and the Sooners were on their way to victory.

The remainder of the game was a defensive standoff until Sims took a lateral from Watts and raced 22 yards into the Seminole end zone at the 7:13 mark of the fourth quarter.

For the game, Sims gained 164 yards on 24 carries and Watts tallied 127 yards on 15 attempts. FSU was outgained in the game by a 447-182 margin.

1981 Orange Bowl

OKLAHOMA _____ **18**
FLORIDA STATE _____ **17**

MIAMI, Fla. (Jan. 1, 1981) - Oklahoma was not supposed to be able to pass. But that's what it took for the Sooners to beat Florida State in the 1981 Orange Bowl. With time running out and the Seminoles leading 17-10, J.C. Watts - a swift quarterback who led a notorious Oklahoma running game - drilled an 11-yard touchdown pass to split end Steve Rhodes with 1:27 remaining.

Going for the win on the conversion, Watts rolled to his right and hit tight end Steve Valora to give the Sooners an 18-17 win over upset-minded Florida State in the 47th annual Orange Bowl Classic.

Six hours earlier, Georgia defeated Notre Dame in the Sugar Bowl to wipe out any aspirations of a Seminole national championship. Ironically, the loss came in the same place (Orange Bowl) where hopes for a second undefeated regular season were erased by the University of Miami, 10-9.

A Florida State fumble recovery and a missed field goal kept Oklahoma off the board for the first quarter and FSU took a 6-0 lead when Ricky Williams capped off a 70-yard touchdown drive with a 1-yard plunge. Bill

Capece converted and the Seminoles led by seven.

The score remained the same until OU's Fred Keeling hit a 53-yard field goal with two seconds remaining in the half as the Sooners moved to within four at 7-3.

Oklahoma took the second half kickoff and marched 78 yards for a touchdown and a 10-7 lead. On second and goal from the FSU four, halfback David Overstreet took a pitchout to the right and scored easily.

On the following series, FSU drove from its own 20 to the Oklahoma 27, only to watch Capece's 44-yard field goal attempt sail to the right. The Seminoles recovered a Watts fumble three plays later, and this time Capece's field goal from 19 yards was good and the Seminoles tied the score at 10.

With 13 minutes left in the game, Keeling dropped back to his own 18 to punt. The snap sailed through his hands and into the end zone where Bobby Butler recovered for a touchdown and a 17-10 Seminole lead.

The teams traded punts and Oklahoma took over on its own 22-yard line, trailing by seven with 3:30 on the clock. At this point, Watts abandoned the forte of the Sooner offense - running - and went to the air.

Facing a third and nine on the OU 23, Watts hit split end Steve Rhodes with a 42-yard pass to the FSU 35. Chet Winters hauled in a 14-yard pass to the Florida State 21 for another first down.

After one more first down on a 10-yard scramble by Watts, the senior quarterback found Rhodes in the end zone for the touchdown.

Two completed passes gave Florida State the ball on the Oklahoma 45 with just five seconds remaining. Capece attempted to give Florida State the win with a 62-yard field goal, but the attempt fell six yards short and the Seminoles had lost to the Sooners for the second straight time in the Orange Bowl.

1982 Gator Bowl

FLORIDA STATE _____ **31**
WEST VIRGINIA _____ **12**

JACKSONVILLE, Fla. (Dec. 30, 1982) - Greg Allen rambled for 138 yards and two scores, while surprise starter Blair Williams threw for 202 yards and another touchdown as Florida State upset West Virginia 31-12 in the 38th Annual Gator Bowl Classic.


Allen, who was named MVP for his performance, scored on third-quarter runs of 29 and 1 yards to break open a tight game and give the Seminoles a 31-6 lead into the fourth quarter.

The victory lifted the Seminoles to 9-3 on the year and gave FSU Head Coach Bobby Bowden a win in his first encounter against



FSU's Athletic Directors

TENURE	NAME	YEARS
1990-	Bob Goin	2
1981-89	C.W. "Hootie" Ingram	9
1980	Phil Fordyce (acting)	1
1973-79	John Bridgers	7
1971-72	Clay Stapleton	2
1960-70	Vaughn Mancha	11
1959	Perry Moss	1
1957-58	Tom Nugent	2
1947-56	Dr. Howard G. Danford	10



In 1990, FSU added to its trophy case by claiming the school's 12th bowl victory, a 24-17 win over Penn State in the Blockbuster Bowl.

the Mountaineers - the team he coached from 1970-75.

Florida State drew first blood in the game - taking a 3-0 lead on a 20-yard field goal by Philip Hall with 3:30 remaining in the first quarter. Frustrated by a blocked field goal attempt on the first drive of the game, the Mountaineers came back to tie the game on the second play of the second quarter when All-America Paul Woodside hit a 48-yard field goal.

The Seminoles took the lead for good on the next play. Fielding Woodside's kickoff on the five, Billy Allen started up the middle and then broke to his left - going a Gator Bowl record 95 yards for a touchdown and a 10-3 FSU lead.

West Virginia added a field goal to cut the lead to 10-6, but Williams led FSU on a 63-yard drive for a touchdown with under one minute to play in the half.

Taking over on its own 27, FSU got 31 yards from Greg Allen on a pair of sweep plays before the Mountaineers were hit with a 21-yard penalty on a pass interference call. With just 15 seconds remaining and the ball on the 27, Williams lofted a pass into the right corner of the end zone, where Dennis McKinnon went high over two WVU defenders to make a spectacular catch and give the Seminoles a 17-6 intermission lead.

The third quarter belonged to Greg Allen. Carrying the ball just five times, the sophomore tailback logged 52 yards - capping both drives with touchdowns.

Florida State's defense, which was in the

face of WVU quarterback Jeff Hostetler all night, controlled the final period by limiting the Mountaineers to two possessions.

FSU held Hostetler to 10 completions in 28 attempts for 118 yards and two interceptions, while the Seminole offense was busy piling up 451 yards of total offense against a WVU defense ranked in the top 10 nationally.

1983 Peach Bowl

FLORIDA STATE	28
NORTH CAROLINA	3

ATLANTA, Ga. (Dec. 28, 1983) - Making his first-ever start at Florida State, Eric Thomas fired a pair of first-quarter touchdown passes to lead the Seminoles to a stunning 28-3 win over North Carolina in the 16th Annual Peach Bowl Classic.

Thomas, a third-year sophomore who played sparingly throughout the year, led FSU on two long scoring drives on the Seminoles' first two possessions. On the first drive, Thomas directed a nine-play, 62-yard march from the Florida State 38. The drive ended when he found Weegie Thompson in the right corner of the end zone from 15 yards out for the touchdown.

Following a strong defensive effort that forced a Tar Heel punt after three downs, Thomas took over again. Displaying veteran composure in eluding a UNC blitz, he found Thompson again with an 18-yard score for a 14-0 lead.

The Seminoles stretched their lead to 21-0 before the intermission. Midway through the second quarter, Pete Panton fell on a fumbled punt return at the UNC 16. Rosie Snipes scored on a 1-yard run and Philip Hall added the conversion for a three-touchdown lead at the half.

Turning in its best defensive effort of the season, Florida State held North Carolina to just three points on a 36-yard field goal by Brooks Barwick with 10:22 remaining in the game. Defensive MVP Alphonso Carreker led the Seminoles, who held the outstanding Tar Heel running attack to only 32 net yards. In the game, UNC could manage only 198 yards in total offense.

In the second half, the Seminoles used a ball control offense that accounted for 265 yards on the ground to limit any hopes of a Carolina comeback. Greg Allen and Cletis Jones led FSU's assault, piling up a combined 176 yards on 37 carries.

Florida State scored its last touchdown on a 1-yard run by Thomas after the Seminoles used an 11-play, 88-yard drive to eat up all but 31 seconds of the fourth-quarter clock. Thomas' two touchdown passes and running off the option play earned him offensive MVP honors.



1984 Citrus Bowl

FLORIDA STATE	_____	17
GEORGIA	_____	17

ORLANDO, Fla. (Dec. 21, 1984) - By blocking its ninth punt of the season, Florida State scored late in the fourth quarter to escape with a 17-17 tie with Georgia in front of 51,821 fans in the Florida Citrus Bowl.

Leading 17-9 with 3:58 left, Georgia punter Chip Andrews dropped back to receive the center snap when FSU's Lenny Chavers burst through the middle of the Bulldog line to block the punt. Special team phenomenon Joe Wessel scooped up the loose ball and returned it 14 yards for his fourth touchdown of the season off of a blocked kick.

"I knew I was going to get it," Chavers said. "I went to the referee and told him I was going to do it."

Florida State fell behind 14-0 at the half, and needed the blocked punt to tie the score at 17.

The Bulldogs took control in the second quarter, scoring on runs of 2 and 4 yards by running back Lars Tate, who gained 75 yards and was named Offensive Player of the Game.

Tate's second touchdown was set up when cornerback Kevin Harris picked off an Eric Thomas pass and returned it 18 yards to the FSU 13 with 1:22 remaining in the first half.

Florida State got on track early in the third quarter, as it marched 67 yards with the second half kickoff to set up a 32-yard field goal by Derek Schmidt.

The Seminoles' next score came with 14:12 left in the game when Tony Smith, who finished the day with 68 yards on 10 carries, bolted over from the 1.

Held to 134 yards of total offense by a stingy Florida State defense, Georgia scored its only points of the second half with 12:10 left in the game on a 36-yard field goal by Kevin Butler.

The FSU defense was led by linebacker Henry Taylor and safety Billy Allen, both of whom registered 11 tackles.

While the defense had success stopping the Georgia offensive attack, Florida State's offense sputtered throughout much of the game, gaining only 246 yards of total offense.

Georgia did mount a late scoring threat when it took possession of the ball on the Florida State 46-yard line with 21 seconds left. After two incomplete passes, the Bulldogs lined up to attempt a 70-yard field goal by All-America Kevin Butler. Butler's attempt fell just short as time expired.

1985 Gator Bowl

FLORIDA STATE	_____	34
OKLAHOMA STATE	_____	23

JACKSONVILLE, Fla. (Dec. 30, 1985) - Freshman quarterback Chip Ferguson threw for 338 yards and a pair of touchdowns and Tony Smith added 201 yards rushing as Florida State rolled over Oklahoma State 34-23 in the 41st Annual Gator Bowl Classic.

FSU, which entered the game minus its top three receivers, fooled Oklahoma State by throwing on 15 of the first 20 plays of the game. Two Derek Schmidt field goals of 23 and 39 yards, with a 39-yard touchdown play to Herb Gainer sandwiched in between, gave FSU a 13-0 halftime lead.

Oklahoma State got on the scoreboard immediately following the intermission when a Ronnie Williams-directed drive of 63 yards ended in a 33-yard field goal by Brad Dennis.

But Ferguson, who was named the game's MVP, went back to the air, taking the Seminoles 73 yards on the next series and handing

off to senior fullback Cletis Jones for a 3-yard touchdown run. An interception by Deion Sanders immediately gave the ball back to FSU and Ferguson, working from the OSU 36-yard line, used just five plays before hitting Gainer once again on a 19-yard touchdown pass. That sent the score to 27-3 in the Seminoles' favor.

Oklahoma State didn't give up; Williams' marching 79 yards on the next series and passing 29 yards to All-America tailback Thurman Thomas for a Cowboy TD. Following a Ferguson fumble, Williams handed off to Thomas, who threw back to the quarterback for a 12-yard touchdown that closed the score to 27-17.

Early in the fourth quarter, Ferguson scored from 1 yard out to give the Seminoles a 17-point cushion. The Cowboys added a late touchdown on a Williams-to-Hart Lee Dykes 31-yard pass play.

FSU sophomore wide receiver Randy White, who had never caught a pass in college, caught four first-half passes for 87 yards while Gainer, who had caught just five during the regular season, hauled in seven for 148 yards and two TDs. Smith's 201 rushing yards came on just 24 carries, many of them on draw plays that FSU mixed effectively with the pass.

The Seminole defense held the heralded Thomas in check the entire game, holding him to 97 yards on 26 attempts.



Last year's Blockbuster Bowl saw only the second matchup ever between two Division I-A coaches with more than 200 wins apiece when Joe Paterno's Penn State team and Bobby Bowden's Florida State Seminoles did battle in Miami.

Florida State finished the season with a 9-3 record while defending Gator Bowl champion OSU fell to 8-4 before a crowd of 79,417.

1986

All-American Bowl

FLORIDA STATE	_____	27
INDIANA	_____	13

BIRMINGHAM, Ala. (Dec. 31, 1986) - Tailback Sammie Smith rushed for 205 yards and two touchdowns as Florida State scored a 27-13 win over Indiana in the 10th Annual All-American Bowl.

Although Florida State was outgained in total yards and time of possession, Indiana was its own worst enemy, missing four scoring opportunities inside the FSU 31-yard line. The Hoosiers gained 383 yards to the Seminoles' 342 and held onto the ball almost 15 minutes more than FSU.

The Hoosiers scored first in the game. After driving 60 yards in 13 plays, Pete Stoyanovich kicked a 35-yard field goal to give his team the 3-0 lead.

FSU turned to Smith, a redshirt freshman. He ran for 28 yards on four carries and caught a pass for seven more as the Seminoles moved down the field. His 4-yard TD run capped the drive. Derek Schmidt's PAT was blocked as FSU took a 6-3 lead.

Florida State picked up another touchdown before the half when Smith scored on a 9-yard romp. The Seminoles would carry that 13-3 lead into intermission after another Indiana drive stalled with a missed field goal.

FSU made it 20-3 on the first possession of the second half when Smith ran three times for 20 yards and the Holloman brothers did the rest. The drive was sparked by a 36-yard reverse by Darrin, while senior Tanner collected 15 yards, including eight on a touchdown run.

IU came right back on a long drive of its own, but Stoyanovich missed a third time, this one from 49 yards out. The Hoosier defense continued to hold the Seminoles and late in the third period, Indiana made an attempt to get back into the game. First, Tony Buford pulled in a 20-yard pass at the FSU 37. Freshman running back Anthony Thompson then gained 17 tough yards on five carries to push the Hoosiers to the FSU 4. Fullback Andre Powell closed the gap to 20-10 with a 2-yard plunge at the 1:19 mark of the quarter.

Following an interception in the opening minutes of the fourth quarter, Indiana drove 56 yards on seven plays and a Stoyanovich 30-yard field goal closed the score to 20-13.

But FSU marched right back behind a handful of carries by Smith that netted 44 yards, and scored on a 10-yard run by Tanner Holloman.

For his performance, Smith was awarded the MVP trophy and the Seminoles finished the season with a 7-4-1 record.

1988 Fiesta Bowl

FLORIDA STATE	_____	31
NEBRASKA	_____	28

TEMPE, Ariz. (Jan. 1, 1988)—Florida State quarterback Danny McManus hit wide receiver Ronald Lewis on a fourth-and-15 touchdown play late in the fourth quarter as FSU bounced back to win the Fiesta Bowl over Nebraska 31-28.

Nebraska struck quickly on this day on a 3-yard run by tailback Keith Jones and a 52-yard punt return by Dana Brinson. At the end of one, Florida State trailed 14-0.

FSU scored 21 points in the second quarter after abandoning the run and turning to the hot hand of McManus, who would be named the game's offensive MVP. When it was over, McManus had broken Fiesta Bowl records for passes attempted (51) and yards (375).

The second quarter was all Garnet and Gold. A Deion Sanders interception of a Steve Taylor pass gave the Seminoles the football at the Husker 40. Six plays later, Herb Gainer snagged the first of his two TDs, this one a 10-yarder.

The Florida State defense continued to tighten. A Paul McGowan fumble recovery after an Eric Williams hit turned the ball back to the offense. Seventy-five yards later, McManus handed off to Dayne Williams for the 1-yard touchdown run.

Florida State scored on its third consecutive possession with just 44 seconds left in the half. McManus connected with Gainer from 25 yards out and the Seminoles enjoyed a 21-14 lead.

The Huskers evened the score at 21-21 when they took the second half kickoff and marched 77 yards behind Taylor, who took it in from the 2. McManus brought his club right back, taking the 24-21 lead on a Derek Schmidt 32-yard field goal. With 40 seconds left in the third period, fullback Tyreese Knox put Nebraska back on top on a 4-yard run.

The fourth period proved to be the culmination of an exciting afternoon for the crowd of 72,112 in Sun Devil Stadium. Nebraska's offense drove the field, using six minutes of clock time as the game wound down. Camped at the Tribe 2 on second and goal, the Huskers were set to deal the final blow. But as Knox got the handoff, the ball popped loose and FSU's Eric Hayes recovered.

With 6:58 left, McManus needed a touchdown for a Florida State win. Starting from his own 3, the senior led his team down to the Nebraska 2—the big play coming on a 43-yard pass to tailback Dexter Carter. A dead ball foul pushed the Seminoles back to the 18 and two plays later, McManus faced fourth and goal from the 15. He hit Lewis on the square-in pattern for the winning touchdown.

FSU outgained the powerful Nebraska offense, 457 yards to 384. McManus completed 28 of his 51 attempts for 375 yards and three touchdowns. Ten of McManus' passes went to seniors Pat Carter (5-54) and Gainer (5-89) while Lewis and Dexter Carter caught four each.

Florida State finished the season 11-1 and was voted runnerup in both the *Associated Press* and *United Press International* polls.

1989 Sugar Bowl

FLORIDA STATE _____ 13
AUBURN _____ 7

NEW ORLEANS, La. (Jan. 2, 1989)—Sammie Smith rushed for 115 yards on 24 carries and All-America Deion Sanders intercepted a pass in the end zone on the game's final play to lead Florida State to a 13-7 victory over SEC champion Auburn in the 55th Annual Sugar Bowl.

The victory, before an ABC national television audience, gave FSU an 11-game win streak and a ranking of third in the final AP and UPI polls. It also marked the seventh consecutive bowl championship for FSU.

Florida State scored 10 points in the first quarter and it would be enough for the Seminole defense, which came into the game less-heralded than its Auburn counterpart. FSU limited the Tigers to 108 yards on the ground and 270 total yards. The Tribe recovered a pair of fumbles and grabbed three interceptions, including Sanders' game-saver.

Smith powered the Florida State offense early with 73 yards in the first half alone. He earned the Miller-Digby Award as the game's Most Valuable Player and became the first back to gain over 100 yards on Auburn's defense in 25 games.

Florida State opened the game with an impressive 12-play, 84-yard drive. Smith gained 50 yards as the Tribe surprised Auburn by running the ball up the middle. Dayne Williams got the touchdown on a two-yard run at 9:48 of the first quarter.

After a Stan Shiver interception, FSU's Bill Mason added a 35-yard field goal to give the Seminoles a 10-0 lead. Following a fumble recovery on Auburn's next possession, Florida State drove to the Auburn two, where a

fake field goal attempt failed.

The next time the Seminoles got the ball, after a Dedrick Dodge interception, FSU capitalized by driving 24 yards in eight plays for a 31-yard Mason field goal.

The teams exchanged punts on their next possessions before Auburn drove for its lone score of the game. The Tigers took the ball on their own 49 and went 51 yards in seven plays for the TD. Slack threw a 20-yard touchdown pass to Walter Reeves to bring Auburn within six at 13-7.

It was as close as Auburn would get. In fact, neither team would score again as defense dominated the second half. Both teams had opportunities, which turnovers killed.

As the fourth period began, FSU was on the Auburn one following a 68-yard, 17-play drive. On third-and-goal, Chip Ferguson's lateral to Sammie Smith got away and Auburn recovered. The Tigers turned around and drove to the FSU 15-yard line.

On fourth-and-nine from FSU's 15, Howard Dinkins pressured Auburn QB Slack and he was called for intentional grounding. After a punt by Tim Corlew pinned Auburn at its own four with 3:28 to go, the Tigers put together a last-ditch drive to win the game.

With Slack completing passes to receivers Reeves, Lawyer Tillman and Freddy Weygand, the Tigers converted in fourth down situations three times. But on third-and-10 from the FSU 22 and five seconds remaining, the Tigers went at FSU's All-American once too often. Sanders picked off Slack's pass in the end zone, and Florida State had its first Sugar Bowl victory.

1990 Fiesta Bowl

FLORIDA STATE _____ 41
NEBRASKA _____ 17

TEMPE, Ariz. (Jan. 1, 1990) — Peter Tom Willis, the game's offensive Most Valuable Player, threw for five touchdowns and 422 yards to lead the Florida State Seminoles to their second Fiesta Bowl win over the Nebraska Cornhuskers, 41-17.

Scoring 10 of their 17 points in the first half, Nebraska came on strong in the first quarter with a seven-play, 69-yard touchdown drive to go up 7-0. Capped by a Gdowski-to-Gregory pass, the drive took only 3:41.

Florida State followed with a drive that ended in a missed 37-yard field goal by Bill Mason. Three plays later, Nebraska fumbled, but the Seminoles could not capitalize on Errol McCorvey's recovery.

With fourth down and two to go, fullback Paul Moore carried over the left side for one yard and Nebraska had the ball again.

When it seemed luck had finally come Florida State's way on a Kevin Grant inter-



Deion Sanders and Sammie Smith became the first FSU duo ever drafted in the first round of the NFL draft in the same year when they were chosen by the Atlanta Falcons and Miami Dolphins, respectively, in the 1989 selection.

FSU in Bowls Year-by-Year

SEASON	BOWL	OPPONENT	SCORE
1949	Cigar	Wofford	19-6
1954	Sun	Texas Western	20-47
1958	Bluegrass	Oklahoma State	6-15
1964	Gator	Oklahoma	36-19
1966	Sun	Wyoming	20-28
1967	Gator	Penn State	17-17
1968	Peach	Louisiana State	27-31
1971	Fiesta	Arizona State	38-45
1977*	Tangerine	Texas Tech	40-17
1979*	Orange	Oklahoma	7-24
1980*	Orange	Oklahoma	17-18
1982*	Gator	West Virginia	31-12
1983*	Peach	North Carolina	28-3
1984*	Citrus	Georgia	17-17
1985*	Gator	Oklahoma State	34-23
1986*	All-American	Indiana	27-13
1987*	Fiesta	Nebraska	31-28
1988*	Sugar	Auburn	13-7
1989*	Fiesta	Nebraska	41-17
1990*	Blockbuster	Penn State	24-17

*Under Bobby Bowden

Overall Bowl Record

BOWL	W	L	T
All-American	1	0	0
Blockbuster	1	0	0
Bluegrass	0	1	0
Cigar	1	0	0
Citrus*	1	0	1
Fiesta	2	1	0
Gator	3	0	1
Orange	0	2	0
Peach	1	1	0
Sugar	1	0	0
Sun	0	2	0
TOTALS	11	7	2

*Formerly the Tangerine Bowl

ception at the Nebraska 37-yard line, the Seminoles again failed to come through. At the top of the second quarter, Richie Andrews' 39-yard field goal attempt missed to the left.

In the second quarter, Willis completed 12 of 14 passes for 210 yards and three touchdowns to give the Seminoles a 21-10 halftime lead. The first drive began with an Odell Haggins' fumble recovery. Two plays later, Willis' pass to Terry Anthony opened the floodgates for Florida State, and the score was knotted at seven.

Nebraska followed with a 62-yard kick return and a 39-yard field goal to give them the lead, 10-7.

Sixteen plays later—after a Florida State missed fourth down conversion and a Nebraska missed field goal—the Seminoles took the lead for good on a five-yard touchdown pass from Willis to Reggie Johnson.

Then with 24 seconds left in the first half, Willis struck gold again with a 10-yard pass to Dexter Carter to put FSU up 21-10.

Florida State continued the flood in the third quarter. Willis' passing and spectacular catching by the FSU receivers—Anthony caught six passes for 88 yards, Ronald Lewis had five for 106 yards and Lawrence Dawsey had four for 66—helped the Seminoles to three third-quarter touchdowns and a 41-10 lead.

After Paul Moore scored on a one-yard run, Willis connected with Reggie Johnson for the second time, this one for eight yards. Next came a 24-yard pass to Anthony to give the Seminoles their sixth touchdown of the game.

Nebraska's last hurrah came with just over one minute left in the game. On a two-yard scramble by quarterback Mickey Joseph, the Cornhuskers made the final score 41-17.

The win was Florida State's 10th straight after an 0-2 start to the 1990 season. FSU finished with its third straight Top Three ranking.

1990 Blockbuster Bowl

FLORIDA STATE	24
PENN STATE	17

MIAMI, Fla. (Dec. 28, 1990)—In a game that pitted college football's winningest ac-

tive coaches, FSU quarterback Casey Weldon completed 22 of 36 passes for 248 yards to lead the Seminoles to a 24-17 victory over Penn State before 74,021 in the inaugural Blockbuster Bowl at Joe Robbie Stadium. The victory pushed Florida State to a number four ranking to end the season.

After moving in for a 41-yard Richie Andrews field goal on the game's first drive, Florida State got the ball back just over a minute later. Terrell Buckley's thrilling 39-yard punt return put the Seminoles on the Penn State 17-yard line. Four plays later, Florida State scored the first touchdown of the game on a one-yard Amp Lee run. Lee was named the game's Most Valuable Player with 86 yards on 21 carries and a pair of scores.

Following unsuccessful drives by both Penn State and FSU, Penn State quarterback Tony Sacca launched a 56-yard touchdown pass to David Daniels for Penn State's first score. At the end of the first quarter, Florida State led by a slim three-point margin, 10-7.

That lead increased just 1:32 into the second quarter as Amp Lee ran for his second touchdown of the game, this one a seven-yard scamper. With the score 17-7 FSU, neither team would score again until the third quarter.

Florida State started the third quarter with a drive that ended in a Nittany Lion interception at the Penn State 18-yard line. Twelve plays later, PSU kicker Craig Fayak gave the Nittany Lions their sole score of the third quarter, a 32-yard field goal. The Seminoles came back quickly with a 58-yard, seven-play drive that took 3:41 off the clock. Weldon ran five yards for FSU's final score of the game to put the Seminoles ahead 24-10.

The Nittany Lions and Seminoles exchanged punts at the close of the third quarter and the start of the fourth quarter before Penn State came back. Following a drive of 62 yards on three plays, Terry Smith scored on a 37-yard pass from reserve QB Tom Bill as the Nittany Lions closed to within seven with six minutes left in the game.

The final six minutes would provide some anxious moments for Seminole fans as the Nittany Lions gained momentum with Bill at the helm.

The Penn State defense held after the PSU TD and the Seminoles were forced to punt. But FSU's defense proved it could play too, stopping the Nittany Lions and forcing a punt which pinned FSU deep in its own territory.

Again the PSU defense held and Scottie McLaren's punt gave the Nittany Lions possession on the Florida State 31. When Bill attempted to pass into the end zone on fourth and eight, FSU's John Davis made a leaping interception at the Florida State one. The Seminoles were able to run out the clock after that to hand the Nittany Lions their first loss in nine games.

FSU BOWL RECORDS

INDIVIDUAL

Total Offense

- Most Plays** - 61, Kim Hammond vs. Penn State, 1967 Gator Bowl
Most Yards Total Offense - 414, Peter Tom Willis vs. Nebraska, 1990 Fiesta Bowl
Most Touchdowns Responsible For - 5, Steve Tensi vs. Oklahoma, 1965 Gator Bowl; Peter Tom Willis vs. Nebraska, 1990 Fiesta Bowl

Rushing

- Most Rushes** - 27, Phil Spooner vs. Oklahoma, 1965 Gator Bowl
Most Yards Gained - 205, Sammie Smith vs. Indiana, 1986 All-American Bowl
Most TDs Rushing - 2, Greg Allen vs. West Virginia, 1982 Gator Bowl; Sammie Smith and Tanner Holloman vs. Indiana, 1986 All-American Bowl; Dayne Williams, 1988 Fiesta Bowl; Amp Lee vs. Penn State, 1990 Blockbuster Bowl
Longest Rush - 65, Dennis McKinnon vs. West Virginia, 1982 Gator Bowl
Highest Average Per Rush - 8.4 (24-202), Tony Smith vs. Oklahoma State, 1985 Gator Bowl

Passing

- Most Passes Attempted** - 53, Kim Hammond vs. Penn State, 1967 Gator Bowl
Most Passes Completed - 37, Kim Hammond vs. Penn State, 1967 Gator Bowl
Most Passes Had Intercepted - 4, Kim Hammond vs. Penn State, 1967 Gator Bowl; Steve Tensi vs. Oklahoma, 1965 Gator Bowl
Most Yards Gained - 422, Peter Tom Willis vs. Nebraska, 1990 Fiesta Bowl
Most Touchdown Passes - 5, Steve Tensi vs. Oklahoma, 1965 Gator Bowl; Peter Tom Willis vs. Nebraska, 1990 Fiesta Bowl
Longest Pass - 46, Kent Gaydos from Gary Huff vs. Arizona State, 1971 Fiesta Bowl

Receiving

- Most Passes Caught** - 14, Ron Sellers vs. Penn State, 1967 Gator Bowl
Most Yards Gained - 192, Fred Biletznikoff vs. Oklahoma, 1965 Gator Bowl
Most TD Passes Caught - 4, Fred Biletznikoff vs. Oklahoma, 1965 Gator Bowl

Punting

- Most Punts** - 9, Rohn Stark vs. Oklahoma, 1980 Orange Bowl; Bill Cheshire vs. LSU, 1968 Peach Bowl
Highest Average - 47.5, Louis Berry vs. Oklahoma State, 1985 Gator Bowl
Most Yards on Punts - 380, Rohn Stark vs. Oklahoma, 1980 Orange Bowl
Longest Punt - 70, Rohn Stark vs. Oklahoma, 1980 Orange Bowl

Punt Returns

- Most Punt Returns** - 5, Jessie Hester vs. North Carolina, 1983 Peach Bowl
Most Yards on Punt Returns - 73, Billy Graham vs. Texas Western, 1955 Sun Bowl
Longest Punt Return - 39, Terrell Buckleys vs. Penn State, 1990 Blockbuster Bowl

Kickoff Returns

- Most Kickoff Returns** - 5, Barry Smith vs. Arizona State, 1971 Fiesta Bowl
Most Yards on Kickoff Returns - 143, Barry Smith vs. Arizona State, 1971 Fiesta Bowl
Most TDs on Kickoff Returns - 1, Billy Allen vs. West Virginia, 1982 Gator Bowl; Larry Key vs. Texas Tech, 1977 Tangerine Bowl
Longest Kickoff Return - 95, Billy Allen vs. West Virginia, 1982 Gator Bowl (TD)

Interceptions

- Most Passes Intercepted** - 2, Brian McCrary vs. West Virginia, 1982 Gator Bowl
Most Yards on Interceptions - 69, Howard Ehler vs. Oklahoma, 1965 Gator Bowl
Longest Interception Return - 69, Howard Ehler vs. Oklahoma, 1965 Gator Bowl

Scoring

- Most Points** - 24, Fred Biletznikoff vs. Oklahoma, 1965 Gator Bowl
Most Touchdowns - 4, Fred Biletznikoff vs. Oklahoma, 1965 Gator Bowl
Most PATs Attempted - 6, Richie Andrews vs. Nebraska, 1990 Fiesta Bowl
Most PATs Made - 5, Richie Andrews vs. Nebraska, 1990 Fiesta Bowl
Most Points Kicking - 12, Frank Fontes vs. Arizona State, 1971 Fiesta Bowl

Field Goals

- Most Field Goals Attempted** - 4, Bill Capece vs. Oklahoma, 1981 Orange Bowl
Most Field Goals Made - 3, Frank Fontes vs. Arizona State, 1971 Fiesta Bowl
Longest Field Goal Made - 42, Frank Fontes vs. Arizona State, 1971 Fiesta Bowl

TEAM

Single-Game Offense

Total Offense

- Most Yards Gained** - 569 vs. Oklahoma State, 1985 Gator Bowl
- Most Yards Gained, Both Teams** - 938 vs. Oklahoma State, 1985 Gator Bowl
- Greatest Margin of Victory** - 25 vs. North Carolina, 1983 Peach Bowl
- Greatest Margin of Defeat** - 27 vs. Texas Western, 1955 Sun Bowl
- Most Touchdowns** - 6 vs. Nebraska, 1990 Fiesta Bowl
- Most PATs Made** - 5 vs. Nebraska, 1990 Fiesta Bowl
- Most Field Goals Made** - 3 vs. Arizona State, 1971 Fiesta Bowl

Rushing

- Most Yards Gained** - 364 vs. North Carolina, 1983 Peach Bowl
- Most Yards Gained, Both Teams** - 562 vs. North Carolina, 1983 Peach Bowl
- Most Touchdowns** - 4 vs. Indiana, 1986 All-American Bowl

Passing

- Most Passes Attempted** - 55 vs. Penn State, 1967 Gator Bowl
- Most Passes Completed** - 38 vs. Penn State, 1967 Gator Bowl
- Most Interceptions Thrown** - 4 vs. Penn State, 1967 Gator Bowl; vs. Oklahoma, 1965 Gator Bowl
- Most Yards Gained** - 455 vs. Texas Tech, 1977 Tangerine Bowl
- Most Yards Gained, Both Teams** - 734 vs. Texas Tech, 1977 Tangerine Bowl
- Touchdown Passes** - 5, vs. Oklahoma, 1965 Gator Bowl; vs. Nebraska, 1990 Fiesta Bowl

Punting

- Most Punts** - 9 vs. Oklahoma, 1980 Orange Bowl; vs. LSU, 1968 Peach Bowl; vs. Wyoming, 1966 Sun Bowl
- Most Punts, Both Teams** - 17 vs. Wyoming, 1966 Sun Bowl
- Highest Average** - 47.5 vs. Oklahoma State, 1985 Gator Bowl

Punt Returns

- Most Punt Returns** - 5 vs. North Carolina, 1983 Peach Bowl; vs. Penn State, 1967 Gator Bowl
- Most Yards Gained** - 62 vs. Georgia, 1984 Citrus Bowl

Kickoff Returns

- Most Kickoff Returns** - 8 vs. Arizona State, 1971 Fiesta Bowl; vs. Texas Western, 1955 Sun Bowl
- Most Yards Gained** - 184 vs. Arizona State, 1971 Fiesta Bowl

First Downs

- Most First Downs** - 31 vs. Oklahoma State, 1985 Gator Bowl
- Most First Downs, Both Teams** - 54 vs. Oklahoma State, 1985 Gator Bowl
- Most Rushing First Downs** - 21 vs. Oklahoma, 1980 Orange Bowl
- Most Passing First Downs** - 19 vs. Oklahoma State, 1985 Gator Bowl; vs. Nebraska, 1988 Fiesta Bowl

Fumbles

- Most Fumbles Lost** - 2 vs. Oklahoma State, 1985 Gator Bowl; vs. Texas Tech, 1977 Tangerine Bowl; vs. Wyoming, 1966 Sun Bowl; vs. Oklahoma, 1965 Gator Bowl; vs. Oklahoma State, 1958 Bluegrass Bowl; vs. Texas Western, 1955 Sun Bowl
- Most Fumbles Lost, Both Teams** - 5 vs. Oklahoma, 1981 Orange Bowl

Single-Game Defense

First Downs

- Fewest First Downs Allowed** - 6, Wofford, 1950 Cigar Bowl

Total Defense

- Fewest Yards** - 139, Wofford, 1950 Cigar Bowl
- Most Yards** - 450, Arizona State, 1971 Fiesta Bowl

Rushing Defense


- Fewest Yards Rushing** - 32, North Carolina, 1983 Peach Bowl
- Most Yards Rushing** - 411, Oklahoma, 1980 Orange Bowl

Pass Defense

- Fewest Passes Attempted** - 4, Oklahoma, 1980 Orange Bowl
- Fewest Passes Completed** - 2, Oklahoma, 1980 Orange Bowl
- Fewest Yards Passing** - 36, Oklahoma, 1980 Orange Bowl
- Most Yards Passing** - 279, Texas Tech, 1977 Tangerine Bowl
- Most Passes Intercepted** - 3, vs. Penn State, 1967 Gator Bowl; vs. Auburn, 1989 Sugar Bowl; vs. Penn State, 1990 Blockbuster Bowl



THE ALL-AMERICAN COLLECTION



1991 FSU Schedule

AUGUST

29 Brigham Young 9:00 p.m.
(Disneyland Pigskin Classic,
Anaheim, CA)

SEPTEMBER

7 TULANE 7:00 p.m.
14 WESTERN MICHIGAN 7:00 p.m.
28 at Michigan 1:00 p.m.

OCTOBER

5 SYRACUSE 2:00 p.m.
12 Virginia Tech (in Orlando) 1:00 p.m.
19 MIDDLE TENNESSEE STATE 2:00 p.m.
26 at Louisiana State 8:00 p.m.

NOVEMBER

2 at Louisville 8:00 p.m.
9 SOUTH CAROLINA 2:00 p.m.
16 MIAMI 2:00 p.m.
30 at Florida 1:30 p.m.

Game times are subject to change. All times are Eastern.



Coming in 1992