


REVIEW



REVIEW



What A Year!

11-2 ■ No. 4 ranking
 ■ Cotton Bowl Champions
 ■ Seven bowl wins
 in seven years ties NCAA record ■ Unbeaten in 10 straight bowl games
 ■ Fifth consecutive 10-win season ■ Five straight Top Four finishes ■ 12 weeks at No. 1 ■ Terrell Buckley wins Jim Thorpe Award
 ■ Casey Weldon claims Unitas Golden Arm Award ■ Weldon is runner-up for 1991 Heisman Trophy, the best finish ever by a Seminole ■ Marvin Jones becomes first sophomore finalist for the Lombardi Award ■ Buckley and Jones are consensus All-Americans ■ 51-31 win at Michigan is FSU's first in Ann Arbor ■ 38-10 win over South Carolina establishes new school record for consecutive victories with 16



1991 FLORIDA STATE RESULTS

DATE	OPPONENT	FSU	OPP
Aug. 29	Brigham Young (Anheim, CA)	44	28
Sept. 7	TULANE	38	11
Sept. 14	WESTERN MICHIGAN	58	0
Sept. 28	at Michigan	51	31
Oct. 5	SYRACUSE	46	14
Oct. 12	Virginia Tech (Orlando)	33	20
Oct. 19	MIDDLE TENNESSEE STATE	39	10
Oct. 26	at Louisiana State	27	16
Nov. 2	at Louisville	40	15
Nov. 9	SOUTH CAROLINA	38	10
Nov. 16	MIAMI	16	17
Nov. 30	at Florida	9	14
Jan. 1	Texas A&M (Cotton Bowl)	10	2



75

'91 REVIEW

REVIEW

1991

Florida State 44
Brigham Young 28

DISNEYLAND PIGSKIN CLASSIC
AUG. 29, 1991, ANAHEIM STADIUM

■ ANAHEIM, CALIF. — In a duel between Heisman hopefuls Casey Weldon of FSU and 1990 winner Ty Detmer of BYU, Florida State unleashed its potent offensive attack to defeat the Cougars 44-28 at the Disneyland Pigskin Classic.

Florida State began the scoring bonanza early, reaching the end zone on its first possession when Weldon hit Edgar Bennett with a four-yard touchdown pass. That capped an 86-yard drive highlighted by Shannon Baker's 19-yard reverse and a 30-yard reception by Eric Tural.

With the momentum already on the Seminoles' side, the defense took over. Outside linebacker Reggie Freeman hit Detmer, causing him to fumble. Carl Simpson recovered, and six plays later Bennett scored

his second touchdown. The point after was wide and FSU led 13-0 midway through the first quarter.

BYU mounted a successful drive and put its first seven points on the board at the beginning of the second quarter. Florida State responded on its next possession. Weldon threw his second touchdown pass, this time to Tural. Matt Frier caught Weldon's two-point conversion pass, making the score FSU 21, BYU 7.

Eleven minutes later, the Seminoles scored again when Amp Lee took a pitchout and raced around right end for a five-yard touchdown. With FSU leading 28-7, Detmer and BYU put together a 92-yard drive capped by Peter Tuipulotu's 22-yard scoring run.

The Seminoles final two touchdowns of the game came on a pair of two-yard scoring runs by Bennett and Sean Jackson.

Dan Footman sacked Detmer in the end zone for a safety before the 1990 Heisman Trophy winner led his team on two successful late drives, ending with touchdown passes of 30 and six yards. However, FSU had already put the game out of reach and the final score was Florida State 44, Brigham Young 28.

Weldon, the game's MVP, finished the day with 21 completions on 28 attempts for 268 yards and two touchdowns. Bennett's afternoon was also prosperous — he scored three touchdowns, rushed for 98 yards and caught six passes for 65 yards. Detmer completed 19-of-32 passes for 229 yards and two scores.

SCORE BY QUARTERS	1	2	3	4	F
Florida State	13	15	7	9	44
Brigham Young	0	14	0	14	28

SCORING SUMMARY

FSU- Bennett 4 pass from Weldon (Mowray kick), 5:13
FSU- Bennett 3 run (kick failed), 9:03
BYU- Tuipulotu 21 run (Kauffman kick), 0:32
FSU- Tural 6 pass from Weldon (Frier pass from Weldon), 6:04
FSU- Lee 5 run (Mowray kick), 10:18
BYU- Tuipulotu 22 run (Kauffman kick), 12:42
FSU- Bennett 2 run (Mowray kick), 7:50
FSU- Jackson 2 run (Mowray kick), 4:52
FSU- Safety (Footman tackled Detmer in end zone), 5:00
BYU- Droge 30 pass from Detmer (Kauffman kick), 7:38
BYU- Hughes 6 pass from Detmer (Kauffman kick), 12:33

TEAM STATISTICS	FSU	BYU
First Downs	28	13
Rushes-Yards	57-275	19-33
Passing Yards	268	229
Comp.-Att.-Int.	21-28-0	19-32-1
Plays-Total Offense	85-543	51-262
Return Yards	4	3
Punts-Average	4-34.8	6-39.3
Fumbles-Lost	2-1	1-1
Interceptions-Yards	1-0	0-0
Penalties-Yards	11-100	6-42
Time of Possession	38:11	21:49
Third Down Conv.	10/16	4/12


INDIVIDUAL STATISTICS

Rushing: FSU-Bennett 21-98, Lee 13-75, Jackson 9-75, Weldon 4-27, Baker 1-19, B. Johnson 1-14, McMillon 2-5, Floyd 1-4, Moore 1-2, Smith 2-1, Tural 1-(5), Team 1-(40); BYU-Tuipulotu 10-58; Charlton 2-(3), Detmer 6-(10), Hughes 1-(12).

Passing: FSU-Weldon 21-28-0-268; BYU-Detmer 19-32-1-229.

Receiving: FSU-Tural 6-96, Bennett 6-65, K. McCorvey 2-33, Lee 2-32, Jackson 2-18, Baker 2-17, Hart 1-7; BYU-Matsuzaki 4-73; Droge 3-61, Rex 3-39, Tuipulotu 3-24, Charlton 2-17, Mortensen 2-9, Hughes 1-6, Mili 1-0.

76



Working from the right side, defensive end Carl Simpson was dangerous to opposing signal-callers with 11 sacks in 1991, the second-best single-season total ever.



Casey Weldon made an early entrance onto last year's "Heisman Watch" lists with 41 completions for 517 yards and five touchdowns against BYU and Tulane in the first two games of 1991.

Florida State _____ 38
Tulane _____ 11

SEPT. 7, 1991
DOAK CAMPBELL STADIUM

■ TALLAHASSEE, FLA. — The Seminoles first-ever home game as the nation's number one team resulted in a 38-11 win over Tulane before a crowd of 61,801 at Doak Campbell Stadium.

Ten seconds into Florida State's first drive, Casey Weldon hit tight end Lonnie Johnson down the middle for a 78-yard touchdown pass, and almost immediately, FSU led 7-0.

On its next possession, the Tribe was forced to punt. A 52-yard boot by Scott Player pinned the Green Wave at its own 17, but Tulane marched the ball downfield and came away with a field goal.

At the beginning of the second quarter, Weldon once again found his tight end for a score. This time Warren Hart pulled in a nine-yard pass to give Florida State a 14-3 lead. By the end of the half, Florida State had put 10 more points on the board. Dan Mowrey kicked his first field goal, a 25-yarder, and Hart scored his second touchdown of the night on a four-yard pass from Weldon.

Down 24-3 at the half, things did not get any better for Tulane as

Amp Lee scored FSU's fourth touchdown of the evening on a one-yard run. The run ended a 14-play, 66-yard drive that lasted seven minutes.

With the Seminoles on top by 28, each team spotted the other a touchdown. Tulane quarterback Billy Duncan completed a four-yard scoring pass to Jay Young, and Chance Miller caught Duncan's two-point conversion to give Tulane 11 points.

Florida State brought its point total to 38 when Hart grabbed his third touchdown pass of the night. It marked the first time since 1978 a Seminole tight end had caught three touchdown passes in a game.

The tight end tandem of Johnson and Hart paired to catch nine passes for 178 yards and four touchdowns in the game. Weldon finished the night 20-of-28 for 178 yards and four touchdowns while Lee rushed for 114 yards and one touchdown.

SCORE BY QUARTERS	1	2	3	4	F
Tulane	3	0	0	8	11
Florida State	7	17	7	7	38

SCORING SUMMARY

FSU- L. Johnson 78 pass from Weldon (Mowrey kick), 12:02
TU- Butler 35 FG, 4:16
FSU- Hart 9 pass from Weldon (Mowrey kick), 13:37
FSU- Mowrey 25 FG, 8:19

FSU- Hart 4 pass from Weldon (Mowrey kick), 1:33
FSU- Lee 1 run (Mowrey kick), 4:57
TU- Young 4 pass from Duncan (Miller pass from Duncan), 9:54
FSU- Hart 11 pass from B. Johnson (Mowrey kick), 3:06

TEAM STATISTICS	TU	FSU
First Downs	12	30
Rushes-Yards	30-69	44-255
Passing Yards	172	306
Comp.-Att.-Int.	13-25-0	25-36-1
Plays-Total Offense	55-241	80-561
Return Yards	5	39
Punts-Average	8-38.8	2-41.5
Fumbles-Lost	3-0	1-0
Interceptions-Yards	1-0	0-0
Penalties-Yards	6-50	7-73
Time of Possession	26:55	33:05
Third Down Conv.	3/12	9/15

INDIVIDUAL STATISTICS

Rushing: TU-Miller 15-38, Fagan 6-14, Duncan 5-12, Dennis 4-5; FSU-Lee 16-112, M. Smith 5-37, McMillon 2-36, Ward 2-25, Jackson 8-24, Bennett 9-23, Weldon 2-(-1).

Passing: TU-Duncan 13-25-0-172; FSU-Weldon 20-28-0-249, B. Johnson 4-7-1-48, Ward 1-1-0-9.

Receiving: TU-Ballard 6-118, Ursin 2-28, Young 2-17, Miller 2-9, Dennis 1-0; FSU-L. Johnson 6-154, K. McCarvey 4-34, Tural 3-24, Hart 3-24, S. Baker 3-20, Floyd 2-11, Moore 1-15, Bennett 1-9, McMillon 1-9, Lee 1-6.

Florida State _____ 58
Western Michigan _____ 0

SEPT. 14, 1991
DOAK CAMPBELL STADIUM

■ TALLAHASSEE, FLA. — The Seminoles celebrated Parents' Weekend and delighted a sell out crowd by shutting out Western Michigan 58-0 to run its win streak to nine games. Florida State took a 21-0 lead after one quarter and cruised to a shutout win.

In the first period, Casey Weldon completed touchdown passes to Eric Tural and Edgar Bennett. Amp Lee scored the other six points on a one-yard run. The Broncos had an opportunity to put three points on the board, but a field goal attempt was no good.

The Seminoles did not let up in the second quarter. Florida State scored two more touchdowns and a

SEMINOLE SIDELINE

With a 10-2 victory over Texas A&M in the Cotton Bowl last January, Florida State tied the NCAA record for most bowl wins in consecutive seasons with seven. UCLA also won seven straight bowl games with their string ending in 1989. However, no one can match FSU's unbeaten string in bowl games as the Seminoles have not lost in their last 10 bowl outings. The last time Florida State lost a bowl game was at the conclusion of the 1980 season, when Oklahoma claimed an 18-17 win in the 1981 Orange Bowl.

77

NEWS

field goal. The touchdowns featured a look at FSU's future rushing attack. Freshman fullback William Floyd scored on a nine-yard rush and freshman tailback Tiger McMillon romped 24 yards for a touchdown as the Tribe starters were pulled after the first quarter.

With the Seminoles ahead 38-0 at the end of the first half, Florida State's offense coasted through the rest of the game while the defense tried to hold onto its shutout. Three more touchdowns were scored, two on rushing plays by Felix Harris and Marquette Smith, and one on a 19-yard pass from Kenny Felder to Paul Moore.

The Tribe defense not only shut out the Broncos, but limited them to 142 yards of total offense. In addition, the Seminoles tallied three quarterback sacks, an interception and three fumble recoveries. Sterling Palmer, Carl Simpson and Toddrick McIntosh had quarterback sacks. Mack Knight grabbed his first career interception and Kirk Carruthers, Bryce Abbott and Deondri Clark all recovered fumbles to help FSU post its first shutout since 1988.

An outmanned Western Michigan team suffered the worst loss in school history.


SCORE BY QUARTERS	1	2	3	4	F
Western Michigan	0	0	0	0	0
Florida State	21	17	13	7	58

SCORING SUMMARY

FSU- Lee 1 run (Mowrey kick), 7:38
 FSU- Tumul 3 pass from Weldon (Mowrey kick), 5:36
 FSU- Bennett 12 pass from Weldon (Mowrey kick), 0:33
 FSU- Floyd 11 run (Mowrey kick), 12:49
 FSU- Mowrey 36 FG, 7:05
 FSU- McMillon 24 run (Mowrey kick), 0:54
 FSU- Harris 3 run (Mowrey kick), 9:52
 FSU- Moore 19 pass from Felder (kick failed), 1:55
 FSU- M. Smith 11 run (Mowrey kick), 14:52

TEAM STATISTICS

	WMU	FSU
First Downs	9	27
Rushes-Yards	25-44	54-202
Passing Yards	98	257
Comp.-Att.-Int.	11-26-1	17-21-0
Plays-Total Offense	51-142	75-459
Return Yards	5	68
Punts-Average	7-35.7	2-36.0
Fumbles-Lost	3-3	1-1
Interceptions-Yards	0-0	1-8
Penalties-Yards	7-55	3-15
Time of Possession	23:09	36:51
Third Down Conv.	2/12	7/15



The inside linebacking tandem of Marvin Jones (55) and Kirk Carruthers (45) led a ferocious Florida State defense against Michigan with 31 tackles between them.

INDIVIDUAL STATISTICS

Rushing: WMU- Sylve 11-55, Wallace 3-13, Scharfhoor 1-3, DeBardelaben 3-2, Tayles 7-(-29); FSU- M. Smith 11-51, Lee 7-49, McMillon 7-36, Floyd 4-28, Jackson 5-15, Harris 6-13, Moore 3-11, B. Johnson 3-10, Ward 2-7, Peirce 2-6, Bennett 1-4, Knox 1-(-4), Weldon 1-(-12), Felder 1-(-12).

Passing: WMU- Tayles 7-20-1-80, Scharfhoor 4-6-0-18; FSU- Weldon 7-8-0-111, B. Johnson 6-8-0-78, Felder 3-4-0-57, Ward 1-1-0-11.

Receiving: WMU- Morton 2-33, King 3-15, Coleman 1-15, VanHorn 2-14, Sylve 1-13, Wallace 1-9, Young 1-(-1); FSU- K. McCarvey 3-65, Knox 2-49, S. Baker 3-43, Moore 2-27, Bennett 2-24, Frier 1-18, Clower 1-11, Tumul 2-10, L. Johnson 1-10.

Florida State _____ 51
 Michigan _____ 31

SEPT. 28, 1991

MICHIGAN STADIUM

■ ANN ARBOR, MICH. — Florida State All-American Terrell Buckley's 40-yard interception return and touchdown on the first play of the game set the scene for an explosive afternoon. In a battle between the number one and three teams in the nation, Florida State outlasted Michigan 51-31 before a crowd of

106,145 at Michigan Stadium and an ABC-TV national audience.

Michigan responded to Buckley's touchdown with a long drive that ended when wide receiver Desmond Howard evened the individual score between himself and Buckley with a diving catch in the end zone. At 10:05 of the first quarter, the score was tied at seven.

A pair of trick plays put the Seminoles ahead to stay. On first-and-10 at the Michigan 40, Casey Weldon lateraled to reserve QB Charlie Ward on the other side of the field. Ward threw the ball back to Weldon, who scrambled for a 29-yard pickup to the UM 11. Three plays later, the Seminoles lined up for an apparent field goal attempt. Holder Brad Johnson took the snap and hit William Floyd with a four-yard shovel pass for a touchdown. The extra point was blocked and FSU led 13-7.

Michigan put together a drive of its own that covered 45 yards and ended in a 47-yard field goal by Tallahassee native J.D. Carlson. Florida State scored one more touchdown in the first quarter. Amp Lee carried off tackle and went 44 yards, using nifty moves and shifty feet to elude at least seven tacklers and put six more points on the board. Dan Mowrey missed the extra point, but FSU led 19-10.

The second quarter was almost a blueprint of the first. The FSU defense forced a Michigan punt to Buckley, who returned the kick 30 yards to the Wolverine 23-yard line. Three plays later, Weldon hit Warren Hart for a 20-yard touchdown. The two-point conversion pass fell incomplete.

Down 25-10, Michigan called on Howard to get them back into the game. The 1991 Heisman Trophy winner responded with a spectacular 42-yard touchdown catch. Howard took a pass from Grbac for the two-point conversion, but was stopped short of the goal line by Leon Fowler.

Its lead dwindling, Florida State's blitzkrieg offense was put to the test. The Seminoles responded two minutes later when Lee went five yards for his second touchdown of the game. Lee had set up the score by catching a 56-yard pass from Weldon.

OLB Howard Dinkins kept FSU's lead intact with a leaping interception in the end zone as the first half ended.

At the intermission, the two teams had combined for 54 points, with FSU on top 31-23. The third quarter was slow by the game's previous standards. FSU put the

only six points of the stanza on the board when Eric Tural made a diving catch in the end zone for a 20-yard touchdown reception.

Ahead 37-23, Florida State scored on fourth-and-two from the Michigan 10, Weldon hitting Lonnie Johnson in the end zone for FSU's seventh touchdown of the day. Michigan responded by scoring eight points on Yale VanDyne's touchdown reception and Grbac's keeper for the conversion.

Behind by 13, UM recovered an onside kick and had field position at the FSU 46 with less than five minutes left. The Seminole defense rose to the occasion, sacking Grbac twice before Reggie Freeman hit the quarterback while passing. Toddrick McIntosh caught the ball and rumbled 49 yards for the final score of the game.

With two interceptions, including one for a touchdown, and tight coverage on Howard, FSU's Buckley earned ABC-Chevrolet Player of the Game honors for Florida State. Playing in his home state, FSU inside linebacker Kirk Carruthers put on a show with a team-high 19 tackles, including 11 solo stops.

SCORE BY QUARTERS	1	2	3	4	F
Florida State	19	12	6	14	51
Michigan	10	13	0	8	31

SCORING SUMMARY

- FSU- Buckley 40 interception return (Mowrey kick), 14:12
- UM- Howard 13 pass from Grbac (Carlson kick), 10:05
- FSU- Floyd 4 pass from B. Johnson (kick blocked), 7:36
- UM- Carlson 47 FG, 3:42
- FSU- Lee 44 run (kick failed), 2:41
- FSU- Hart 20 pass from Weldon (pass failed), 13:24

- UM- Howard 42 pass from Grbac (Carlson kick), 12:03
- UM- Legette 7 pass from Grbac (pass failed), 7:52
- FSU- Lee 5 run (kick failed), 5:40
- FSU- Tural 20 pass from Weldon (pass failed), 7:11
- FSU- L. Johnson 10 pass from Weldon (Wimberly kick), 6:28
- UM- VanDyne 16 pass from Grbac (Grbac run), 4:58
- FSU- McIntosh 49 interception return (Wimberly kick), 3:35

TEAM STATISTICS

	FSU	UM
First Downs	22	23
Rushes-Yards	33-159	44-120
Passing Yards	301	237
Comp.-Att.-Int.	18-30-2	24-38-4
Plays-Total Offense	63-460	82-357
Return Yards	123	105
Punts-Average	3-38.7	4-35.5
Fumbles-Lost	4-1	3-1
Interceptions-Yards	4-89	2-45
Penalties-Yards	7-55	4-37
Time of Possession	26:35	33:25
Third Down Conv.	4/11	4/16

INDIVIDUAL STATISTICS

- Rushing:** FSU- Lee 20-122, Bennett 8-34, Weldon 5-3; UM- Powers 29-97, Legette 8-32, Wheatley 2-7, J. Johnson 2-7, Grbac 3-(23).
- Passing:** FSU- Weldon 16-28-2-268, Ward 1-1-0-29, B. Johnson 1-1-0-4; UM- Grbac 19-32-3-212, Collins 5-5-0-25, VanDyne 0-1-1-0.
- Receiving:** FSU- Lee 3-79, Hart 3-55, Bennett 3-47, Tural 3-41, S. Baker 3-36, Weldon 1-29, L. Johnson 1-10, Floyd 1-4; UM- VanDyne 7-74, Howard 4-69, J. Johnson 4-23, Powers 2-19, W. Smith 1-16, Wheatley 3-15, Ellison 2-14, Legette 1-7.



Although Florida State gave up a season-high 31 points to Michigan, the Wolverines tallied only eight in the second half, while the FSU defense accounted for 12 points of its own on a pair of interception returns.

Florida State _____ 46
 Syracuse _____ 14

OCT. 5, 1991
 DOAK CAMPBELL STADIUM

■ TALLAHASSEE, FLA. — Undeclared, 10th-ranked Syracuse came to Tallahassee ready to upset the top-ranked Seminoles. But Florida State scored 29 unanswered points in the second half to hand the Orangemen a 46-14 loss while stretching its nation-leading win streak to 11 games.

With a slim 17-14 halftime edge, the Seminoles put together an 80-yard drive that culminated in Edgar Bennett's one-yard touchdown run. That play was set up by a 51-yard pass from Casey Weldon to Shannon Baker. Ten minutes later, the Seminoles scored on an identical 80-yard drive when Baker took a 50-yard pass all the way into the end zone to give FSU a 30-14 lead.

Clifton Abraham's first career interception put Florida State on its own 45-yard line, but the Seminoles were forced to punt and Scott Player's boot was downed on the

Syracuse three. From there, Toddrick McIntosh caught SU quarterback Marvin Graves in the end zone for two points and a safety.

Florida State further salted Syracuse's wound by scoring on its next possession. Sean Jackson rushed for 12 yards and the third touchdown of the half. With three minutes remaining in the game, FSU scored its final points when reserve QB Brad Johnson hit Lonnie Johnson for a 15-yard score.

In the early moments of the game, the outcome looked like it might be quite different. Only 23 seconds into the contest, Qadry Ismail caught a 44-yard touchdown pass to put Syracuse up 7-0. Florida State evened the score late in the first quarter on a 12-yard pass from Weldon to Matt Frier.

The tie did not last long as Ismail took the ensuing kickoff 95 yards for the final Syracuse touchdown of the game. It was the first kickoff returned for a touchdown against FSU since 1984.

Florida State responded by driving the ball 74 yards and eating up over four minutes of the clock to tie the game again. Bennett caught a nine-yard pass from Weldon for the score. Dan Mowrey kicked a 27-yard field goal for FSU's final points of the half. Terrell Buckley nullified

Syracuse's chance of scoring any more points by picking off a pass intended for Ismail late in the second quarter.

Florida State racked up 642 yards of total offense in the game—the most ever against a Syracuse team. In addition, Weldon's 22-of-35 day for 347 yards marked a career high for the FSU senior. Meanwhile, the Seminoles held the Orangemen to 185 total yards, and only 51 in the second half.

SCORE BY QUARTERS	1	2	3	4	F
Syracuse	14	0	0	0	14
Florida State	7	10	13	16	46

SCORING SUMMARY

- SU- Ismail 44 pass from Graves (Biskup kick), 14:37
- FSU- Frier 12 pass from Weldon (Mowrey kick), 1:18
- SU- Ismail 95 kickoff return (Biskup kick), 1:04
- FSU- Bennett 7 pass from Weldon (Mowrey kick), 4:44
- FSU- Mowrey 27 FG, 4:29
- FSU- Bennett 1 run (kick failed), 13:04
- FSU- S. Baker 50 pass from Weldon (Mowrey kick), 2:55
- FSU- Safety (McIntosh socks Graves in end zone), 13:37
- FSU- Jackson 12 run (Mowrey kick), 10:53
- FSU- L. Johnson 15 pass from B. Johnson (Mowrey kick), 3:12

TEAM STATISTICS

	SU	FSU
First Downs	13	31
Rushes-Yards	33-85	45-266
Passing Yards	100	376
Comp.-Att.-Int.	6-17-2	24-39-0
Plays-Total Offense	50-185	84-642
Return Yards	0	32
Punts-Average	6-44.0	3-37.7
Fumbles-Lost	0-0	0-0
Interceptions-Yards	0-0	2-9
Penalties-Yards	2-15	6-60
Time of Possession	25:45	34:15
Third Down Conv.	2/10	10/15

INDIVIDUAL STATISTICS

Rushing: SU-Walker 8-62, Ismail 3-25, Wooten 3-13, Lee 3-6, Richardson 4-5, DarDar 2-2, Womack 1-1, MacDonald 1-(3), Graves 8-(26); FSU-Lee 19-106, Jackson 9-96, Bennett 10-35, Peirce 2-17, McMillan 3-11, Ellison 1-1, Harris 1-0.

Passing: SU-Graves 6-17-2-100; FSU-Weldon 22-35-0-347, B. Johnson 2-4-0-29.

Receiving: SU- Ismail 1-44, Johnson 2-30, Richardson 2-16, Gedney 1-10; FSU-S. Baker 5-139, Bennett 5-70, Knox 5-69, Tural 3-45, L. Johnson 2-24, Frier 2-18, Hart 1-9, Jackson 1-3.



Following in the footsteps of a former number 2 at FSU, Deion Sanders, freshman cornerback Clifton Abraham picked off his first career pass against Syracuse.

Florida State _____ 33
 Virginia Tech _____ 20

OCT. 12, 1991
 THE CITRUS BOWL

■ ORLANDO, FLA. — Virginia Tech drew first and last blood in the game, but the Seminoles scored 13 points in the second and third quarters to come away with a 33-20 victory in a game played in Orlando's Citrus Bowl.

The Hokies took an early lead when Tech QB Will Furrer completed a 45-yard touchdown pass to Michael Sturdivant.

On Tech's next possession, Leon Fowler picked off a Furrer pass on the Hokie 39-yard line. Three minutes later, Edgar Bennett rushed for an eight-yard touchdown and the extra point tied the score.

Terrell Buckley broke the tie with a 71-yard interception return for a touchdown. Buckley picked off a pass for the third straight game.

Furrer, unrattled by FSU's 14-7 lead, directed a 76-yard drive that ended with a one-yard jaunt by Tony Kennedy to even the score. Weldon responded by completing a 38-yard pass to Kevin Knox for the Seminoles' third touchdown of the game. The extra point was missed and the Seminoles led by six, 20-14, at the end of the half.

Florida State scored 13 points in the third quarter, while the FSU defense held the Hokies scoreless. Thanks to a Dan Footman fumble recovery, the Seminoles started their second drive of the quarter on Virginia Tech's 32-yard line. Four plays later, Amp Lee rushed for his 25th career touchdown. Dan Mowrey's kicking woes continued as he missed his second extra point of the game.

Two offensive series later, Weldon's 62-yard pass to Knox put the Seminoles on the Tech 20. Weldon completed the drive with a one-yard scoring toss to Lonnie Johnson.

With the Seminoles ahead by 19, Virginia Tech made another run before the end of the game. With nine minutes remaining, Furrer and company put together an 82-yard drive that ended with a one-yard touchdown run by Phil Bryant. The Hokies tried to rally again late in the quarter, but Buckley stopped their momentum with his second interception of the game. He was named the Boola Bowl Most Valuable Player of the game for his defensive efforts.



Senior Kirk Carruthers made 15 of his 435 career tackles against Virginia Tech in FSU's 33-20 victory last year.

SCORE BY QUARTERS	1	2	3	4	F
Florida State	7	13	13	0	33
Virginia Tech	7	7	0	6	20

SCORING SUMMARY

- VT- Sturdivant 45 pass from Furrer (Williams kick), 6:27
- FSU- Bennett 8 run (Mowrey kick), 2:47
- FSU- Buckley 71 interception return (Mowrey kick), 13:33
- VT- Kennedy 1 run (Williams kick), 8:08
- FSU- Knox 38 pass from Weldon (kick failed), 7:12
- FSU- Lee 6 run (kick failed), 7:57
- FSU- L. Johnson 1 pass from Weldon (Wimberly kick), 0:34
- VT- Bryant 1 run (pass failed), 7:22

TEAM STATISTICS	FSU	VT
First Downs	19	24
Rushes-Yards	38-157	42-100
Passing Yards	186	320
Comp.-Att.-Int.	13-31-1	22-40-3
Plays-Total Offense	69-343	82-420
Return Yards	89	25
Punts-Average	8-39.6	6-37.2
Fumbles-Lost	0-0	2-1
Interceptions-Yards	3-79	1-0
Penalties-Yards	9-100	7-48
Time of Possession	27:38	32:22
Third Down Conv.	5/14	6/18

INDIVIDUAL STATISTICS

Rushing: FSU- Lee 16-107, Bennett 11-60, Jackson 3-15, Moore 1-3, Weldon 7(-28); VT- Bryant 12-58, Hebron 9-29, Poindexter 5-9, Freund 1-6, Furrer 5-0, Kennedy 10(-2).

Passing: FSU-Weldon 13-31-1-186; VT-Furrer 21-39-3-317, Wooten 1-1-0-3.

Receiving: FSU-Knox 4-132, S. Baker 3-27, K. McCorvey 1-9, Frier 1-7, Lee 2-5, Hart 1-5, L. Johnson 1-1; VT-Freeman 4-86, Sanders 3-69, Sturdivant 1-45, Daniels 3-37, Poindexter 2-28, Campbell 3-22, Rivers 1-15, DeShazo 1-12, Hebron 1-4, Bryant 1-3, Hodges 2(-1).

Florida State _____ 39
 Mid. Tennessee St. _____ 10

OCT. 19, 1991
 DOAK CAMPBELL STADIUM

■ TALLAHASSEE, FLA. — The Seminole defense celebrated homecoming in Tallahassee by piling up eight sacks, recovering two fumbles, blocking a punt and recording its third safety of the season in a 39-10 victory over Middle Tennessee State.

Florida State's defense kept the Blue Raiders scoreless in three quarters, while the Seminole offense scored a touchdown in every stanza.

The Seminoles' first possession of the game resulted in a touchdown when Casey Weldon completed a five-yard scoring pass to Shannon Baker. Dan Mowrey added three points on FSU's next possession with a 24-yard field goal.

Not intimidated by the nation's number one team, the Division I-AA Blue Raiders scored 45 seconds

SEMINOLE SIDELINE

Florida State appeared in a bowl game for the 10th straight year and the 13th time in 16 years under Bobby Bowden in 1991. Overall, it was FSU's 21st bowl trip in just 45 seasons of collegiate football, the top mark in the state. Miami ranks second in bowl appearances, as they have been to 20 bowl games in 66 years of competition. The University of Florida has appeared in 18 bowls in 84 years in the football business.



SEMINOLE SIDELINE

"The Michigan game we won on talent. The Syracuse game we won on talent.

"Tonight, we won on character."

— Coach Bobby Bowden, after FSU's 27-16 come-from-behind win over Louisiana State, in which the Seminoles trailed 16-7 at the half.

into the second period when Joe Campbell scampered for 29 yards and a touchdown. Florida State responded by putting together a six-play, 68-yard drive to go up 17-7. Amp Lee added to his touchdown machine reputation by scoring on a two-yard rush around the left side.

Mowrey hit another field goal after Joe Ostaszewski's fumble recovery gave FSU the ball on the MTSU 23. Middle Tennessee also managed a 29-yard field goal with 14 seconds left in the half for the Blue Raiders' final points. In the third quarter, the Tribe added to its advantage when Baker scored his second touchdown of the day on a 29-yard pass from Weldon.

The fourth quarter saw the Seminoles put 12 more points on the board as the FSU reserves took over. Mowrey made his third field goal of the afternoon and freshman Marquette Smith showed his versatility by catching a 34-yard touchdown pass from Brad Johnson. The defense capped a great day when Eric Smith caught MTSU tailback Walter Dunson in the end zone for a safety. The Blue Raiders gained only 106 yards in the final 30 minutes as the FSU defense dominated.

SCORE BY QUARTERS	1	2	3	4	F
Middle Tennessee State	0	10	0	0	10
Florida State	10	10	7	12	39

SCORING SUMMARY

FSU- S. Baker 5 pass from Weldon (Thomas kick), 12:51
 FSU- Mowrey 24 FG, 4:03
 MTSU- Campbell 29 run (Petilli kick), 14:15
 FSU- Lee 2 run (Thomas kick), 11:36
 FSU- Mowrey 31 FG, 9:51
 MTSU- Petilli 29 FG, 0:14
 FSU- S. Baker 29 pass from Weldon (Thomas kick), 4:28
 FSU- Mowrey 39 FG, 12:28
 MTSU- Safety (E. Smith tackled Dunson in end zone), 8:02
 FSU- M. Smith 34 pass from B. Johnson (Thomas kick), 6:11

TEAM STATISTICS

	MTSU	FSU
First Downs	17	24
Rushes-Yards	39-107	32-207
Passing Yards	188	346
Comp.-Att.-Int.	21-31-0	22-39-1
Plays-Total Offense	70-295	71-553
Return Yards	11	35
Punts-Average	5-36.6	2-40.0
Fumbles-Lost	4-2	1-1
Interceptions-Yards	1-0	0-0
Penalties-Yards	3-15	7-52
Time of Possession	33:57	26:03
Third Down Conv.	3/14	6/12

INDIVIDUAL STATISTICS

Rushing: MTSU- Campbell 11-73, Crowder 4-21, Luckett 4-17, Bayless 1-12, Parks 1-11, O. Smith 2-10, Dunson 4-7, Stafford 1-(-12), Holcomb 11-(-32); FSU- McMillon 4-66, Lee 10-51, Jackson 5-46, Bennett 8-21, Floyd 2-10, M. Smith 2-10, Allen 1-3.

Passing: MTSU- Holcomb 20-28-0-188, Smith 1-2-0-0, Stafford 0-1-0-0; FSU- Weldon 20-33-1-294, B. Johnson 2-6-0-52.

Receiving: MTSU- Dark 8-65, Parks 3-50, Campbell 5-33, James 2-21, Crowder 2-19, Bayless 1-0; FSU- S. Baker 6-100, Knox 5-99, Bennett 5-59, M. Smith 1-34, Frier 2-25, Lee 1-15, K. McConvey 1-13, Jackson 1-1.

Florida State 27

Louisiana State 16

OCT. 26, 1991

TIGER STADIUM

■ BATON ROUGE, LA. — Faced with tremendous adversity, Florida State responded by scoring 13 points in the final quarter to take a 27-16 come-from-behind victory over Louisiana State before a crowd of 71,019 at Tiger Stadium. Florida State trailed at halftime for the first time in 1991 as the Seminoles were behind 16-7 at intermission.

With Tiger Stadium looking as if a tsunami had hit, the Seminoles had to execute the running game perfectly in rainy weather to get back into the game. The task was made harder when three of FSU's five starting offensive linemen went down with injuries. By the end of the game, 17 FSU players were on the injury report.

On FSU's first possession of the third quarter, trailing 16-7, Amp Lee and Edgar Bennett sparked a drive that resulted in a 22-yard touchdown pass from Casey Weldon to Lee. Lee's reception came on only the third pass attempt of the series as FSU put together a "smash 'em up" drive that forced the ball up the middle at LSU.

The Tigers attempted to keep their passing assault going despite the weather, but QB Chad Loup was intercepted by Leon Fowler. Florida State could not capitalize on the mistake and was forced to play defense again. After holding the Tigers, the Seminole offense marched the ball 48 yards in nine plays and 3:37. With just over 14 minutes left in the game, William Floyd, subbing for the injured

82



On a terrible night for the passing game, Amp Lee and the Seminole line bore the burden of the offense in Florida State's comeback win over LSU.

Bennett, put the Seminoles ahead for the first time in the contest by bulldozing his way into the end zone from a yard out.

The Tiger problems were compounded on their next possession when Toddrick McIntosh forced Loup to fumble and Kirk Carruthers recovered on the LSU 20. Three minutes later, Lee put FSU's last points on the board when he snuck in from the one-yard line for his third touchdown of the game. When the point after snap was fumbled, Brad Johnson attempted a pass that was intercepted by Ivory Hilliard. Hilliard seemed well on his way to the end zone when Floyd tackled him at the 10-yard line, saving two points.

The Tigers had taken command of the game early, building a 13-0 lead midway through the first half. On the second play of the game, Loup completed a 63-yard pass to Todd Kinchen for a touchdown. Florida State's first drive was halted after one play when Anthony Marshall caused Lonnie Johnson to fumble on the LSU 45-yard line. The Tigers capitalized on the turnover and Pedro Suarez kicked a 35-yard field goal.

LSU scored two more field goals before the half expired and Florida State scored its first points of the game on Lee's one-yard touchdown run.

The Seminoles' comeback victory was its 14th straight win to move within one of the school record.

SCORE BY QUARTERS	1	2	3	4	F
Florida State	0	7	7	13	27
Louisiana State	13	3	0	0	16

SCORING SUMMARY

- LSU- Kinchen 63 pass from Loup (Suarez kick), 14:07
- LSU- Suarez 35 FG, 12:05
- LSU- Suarez 27 FG, 6:53
- FSU- Lee 1 run (Thomas kick), 10:29
- LSU- Suarez 41 FG, 0:31
- FSU- Lee 22 pass from Weldon (Thomas kick), 9:15
- FSU- Floyd 1 run (Thomas kick), 14:15
- FSU- Lee 1 run (pass failed), 10:14

TEAM STATISTICS

	FSU	LSU
First Downs	20	19
Rushes-Yards	53-212	27-27
Passing Yards	145	233
Comp.-Att.-Int.	13-21-1	17-34-2
Plays-Total Offense	74-357	61-260
Return Yards	32	32
Punts-Average	3-31.7	2-46.0

Fumbles-Lost	2-1	3-1
Interceptions-Yards	2-0	1-15
Penalties-Yards	6-76	3-28
Time of Possession	33:28	26:32
Third Down Conv.	9/14	3/11

INDIVIDUAL STATISTICS

Rushing: FSU- Lee 24-112, Bennett 8-34, Jackson 5-26, Moore 5-23, Floyd 6-15, Weldon 5-2; LSU- Fuller 6-17, Beckham 8-16, Williams 2-9, Seamster 2-6, Carter 1-6, Loup 6-0, Team 2-(-27).

Passing: FSU- Weldon 10-17-1-106, B. Johnson 3-4-0-39; LSU- Loup 17-33-1-233, Daigle 0-1-1-0.

Receiving: FSU- Lee 4-30, Bennett 2-27, Floyd 2-23, S. Baker 1-18, L. Johnson 2-16, K. McCarvey 1-16, Knox 1-15; LSU- Kinchen 7-118, Abel 1-30, Williams 2-23, Jacob 1-21, Beckham 1-17, Carter 1-9, Fuller 2-8, Seamster 1-7, Pegues 1-0.

Florida State _____ 40
Louisville _____ 15

NOV. 2, 1991
CARDINAL STADIUM

■ LOUISVILLE, KY. — The injury-plagued Seminoles battled the Louisville Cardinals and Mother Nature on a cold, blustery night in Kentucky and came away with a 40-15 victory. An injury to Casey Weldon gave senior Brad Johnson his first start of the season at quarterback. Five other starters missed the game due to injuries sustained in the LSU game.

A 20-point second quarter, a 13-point fourth quarter and a school record six interceptions by the FSU defense keyed Florida State's record-tying 15th straight win. Terrell Buckley's two pickoffs put him in the FSU record books for career interceptions with 17 while Marvin Jones, Leon Fowler, Clifton Abraham and Chris Cowart added INTs.

Jones gave FSU excellent field position on its first series when he intercepted a pass on the Louisville 27-yard line. It took the Tribe offense 1:30 to score as Amp Lee went around the right side for an eight-yard touchdown.

Louisville scored on a 51-yard field goal in the first quarter before FSU pulled out its offensive fireworks in the next stanza. First, kicker Gerry Thomas nailed a 40-yard field goal. A few minutes later, Thomas was perfect again, this time

from 32 yards. After Buckley intercepted a pass and returned it 35 yards to the Louisville 29, FSU was again in position to score. Three plays later, Paul Moore scored from three yards out. Thomas' PAT made it 20-3 Seminoles with 4:57 left in the half.

Louisville temporarily stole the momentum when Erik Watts completed a 45-yard touchdown pass



LSU couldn't get anything going on the ground against FSU defensive end Dan Footman (58) and his mates, who allowed the Tigers only 27 yards rushing on 27 carries.

to Randy Wyatt. On FSU's next series, Johnson hit William Floyd with a five-yard pass to give FSU an 18-point advantage at halftime.

At the start of the second half, Louisville became the first team to score on FSU in the third quarter when Herbert Henry rushed for a 23-yard touchdown and UL's last points of the night.

Gerry Thomas hit two more field goals in the final period, from 32 and 38 yards, to extend the Seminole lead and come within one of the FSU record for field goals in a game. The Seminole defense scored the last points of the game when outside linebacker Chris Cowart intercepted a pass at the 10-yard line and returned it for a touchdown.

Johnson completed 16-of-26 passes for 190 yards and one touchdown in a game played in freezing temperatures and winds up to 20 mph. The FSU defense allowed the Cardinals only 35 net yards rushing on 27 attempts and caused a season-high seven turnovers.

83

EW

SCORE BY QUARTERS	1	2	3	4	F
Florida State	7	20	0	13	40
Louisville	3	6	6	0	15

SCORING SUMMARY

FSU- Lee 8 run (Thomas kick), 11:57
 UL- Wilmseyer 51 FG, 8:22
 FSU- Thomas 40 FG, 11:07
 FSU- Thomas 32 FG, 7:21
 FSU- Moore 3 run (Thomas kick), 4:57
 UL- Wyatt 45 pass from Watts (kick failed), 2:41



Sophomore (right end) Lonnie Johnson proved to be quite a weapon in 1991 with the ability to catch the short pass and the bomb; he averaged over 13 yards per catch last year.

84

FSU- Floyd 5 pass from B. Johnson (Thomas kick), 1:28
 UL- Henry 28 run (pass failed), 12:17
 FSU- Thomas 32 FG, 13:47
 FSU- Thomas 38 FG, 10:31
 FSU- Cowart 10 interception return (Thomas kick), 2:28

TEAM STATISTICS

	FSU	UL
First Downs	18	22
Rushes-Yards	49-169	27-35
Passing Yards	209	224
Comp.-Att.-Int.	18-30-2	16-42-6
Plays-Total Offense	79-378	69-259
Return Yards	128	18
Punts-Average	3-30.0	5-29.0
Fumbles-Lost	0-0	1-1
Interceptions-Yards	6-95	2-12
Penalties-Yards	12-98	2-15
Time of Possession	33:55	26:05
Third Down Conv.	5/18	2/10

INDIVIDUAL STATISTICS

Rushing: FSU- Lee 22-67, Moore 7-47, Floyd 7-31, Jackson 6-21, B. Johnson 5-19, Ward 1-(-7), Tuml 1-(-9); UL- Dawkins 9-35, Henry 8-33, Shelton 3-13, Lowe 1-(-7), Watts 6-(-39).
Passing: FSU- B. Johnson 16-26-2-190, Ward 2-4-0-19; UL- Watts 15-40-6-210, Lowe 1-1-0-14, Dawkins 0-1-0-0.
Receiving: FSU- Tuml 3-68, Frier 3-42, Floyd 5-34, Lee 3-25, L. Johnson 3-22, Moore 1-18; UL- Gonzalez 4-62, Asher 5-50, Cook 4-45, Wyatt 1-45, Dawkins 2-22.

Florida State _____ 38
 South Carolina _____ 10

NOV. 9, 1991
 DOAK CAMPBELL STADIUM

■ TALLAHASSEE, FLA. — Florida State established a new school record for consecutive victories by defeating the South Carolina Gamecocks, 38-10, before a crowd of 60,244 at Doak Campbell Stadium for its 16th straight win. The victory gave the Tribe its fifth consecutive 10-win season, making Head Coach Bobby Bowden only the third coach in history to lead his team to five straight 10-win seasons.

The Seminole victory was sealed with four touchdowns scored in the second and third quarters. Amp Lee scored twice, on an 18-yard pass from Casey Weldon in the second quarter and on a one-yard run around the left side in the third period. The scores moved Lee into fourth place on the FSU career scoring chart.

The other two Seminole touchdowns in the middle periods were tallied when Weldon found Shannon Baker four yards out in the second quarter. Sean Jackson scored the second touchdown of the third period on a one-yard run around the right side.

Florida State scored the first and last points of the game. Gerry Thomas split the uprights with a 26-yard field goal in the first quarter. Early in the final stanza, Weldon hit William Floyd with a 20-yard spiral to finish the day's scoring.

The Gamecocks scored all 10 of their points in the second quarter. With FSU leading 17-0, USC put together two drives to pull within seven. Bobby Fuller teamed with Eddie Miller on a 79-yard touchdown pass for South Carolina's first

points on the longest play given up by the Seminole defense all year. USC's Marty Simpson then hit a 21-yard field goal as the first half ended.

The Seminole defense continued to dominate in the second half, holding USC under 100 yards rushing for the game. It marked the seventh time in 10 games the Seminoles accomplished that feat. Terrell Buckley's first-quarter interception gave him nine on the year to break the FSU single season interception record.

After missing the previous game due to injury, Weldon came back to hit 19-of-28 passes for 184 yards and three touchdowns. Ten different FSU receivers caught passes as the Tribe rolled up nearly 400 yards of total offense.

SCORE BY QUARTERS	1	2	3	4	F
South Carolina	0	10	0	0	10
Florida State	3	14	14	7	38

SCORING SUMMARY

FSU- Thomas 26 FG, 2:47
 FSU- S. Baker 4 pass from Weldon (Thomas kick), 14:54
 FSU- Lee 18 pass from Weldon (Thomas kick), 12:25
 USC- Miller 79 pass from Fuller (Simpson kick), 11:58
 USC- Simpson 21 FG, 0:00
 FSU- Lee 1 run (Thomas kick), 10:17
 FSU- Jackson 1 run (Thomas kick), 1:49
 FSU- Floyd 20 pass from Weldon (Thomas kick), 13:38

TEAM STATISTICS

	USC	FSU
First Downs	15	23
Rushes-Yards	30-92	36-210
Passing Yards	227	187
Comp.-Att.-Int.	16-36-1	21-37-1
Plays-Total Offense	66-319	73-397
Return Yards	35	20
Punts-Average	7-40.4	5-47.4
Fumbles-Lost	1-1	0-0
Interceptions-Yards	1-13	1-0
Penalties-Yards	6-50	8-61
Time of Possession	28:45	31:15
Third Down Conv.	5/16	6/14

INDIVIDUAL STATISTICS

Rushing: USC- B. Bennett 15-53, DeBoer 8-50, Wilburn 2-4, Miller 1-(-2), Mitchell 1-(-2), Fuller 3-(-11); FSU- Lee 12-74, Jackson 6-50, Moore 7-35, Weldon 2-18, Knox 1-13, M. Smith 2-7, McMillan 1-5, E. Bennett 4-4, Floyd 1-4.
Passing: USC- Fuller 11-27-1-167, Mitchell 5-8-0-60, Parker 0-1-0-0; FSU- Weldon 19-28-1-184, B. Johnson 2-4-0-3, Ward 0-2-0-0, Felder, 0-3-0-0.

Receiving: USC- Miller 2-79, Jeter 4-33, Pitchko 2-30, Penney 2-27, Campbell 2-19, Wilburn 1-13, Brooks 1-11, Whitman 1-10, Foster 1-5; FSU- S. Baker 3-31, Lee 4-28, Tural 2-25, Friar 3-24, Floyd 3-23, L. Johnson 1-23, Knox 1-20, Moore 2-8, Hart 1-6, Bennett 1-(1).

Miami _____ 17
Florida State _____ 16

NOV. 16, 1991
DOAK CAMPBELL STADIUM

■ TALLAHASSEE, FLA. — In front of a Doak Campbell Stadium record crowd of 63,442, the second-ranked Miami Hurricanes came away with a narrow victory over Florida State, snapping FSU's 16-game win streak and knocking the Seminoles off the number one perch they had held for 12 straight weeks. With a 17-16 victory, Miami continued its role as FSU's biggest nemesis.

After Miami overcame a 16-7 deficit by scoring 10 points in the final quarter, the Seminoles had one final chance to win the game. Miami's Larry Jones and kicker Carlos Huerta had put UM up by one on a one-yard run and the ensuing PAT with 3:01 left to play. Florida State started on its own 20, where quarterback Casey Weldon went to work. He guided the Seminoles to the Hurricane 17, where, with 25 seconds left, kicker Gerry Thomas' 34-yard field goal attempt sailed wide right.

Although the Seminoles led most of the game, they were forced to rely on field goals as the Miami defense stiffened in the "red zone", allowing FSU only one touchdown on the day. The Tribe defense proved equally strong, shutting out the Hurricanes in the second and third quarters and sacking Miami quarterback Gino Torretta six times.

Miami took an early lead by scoring on its first drive. The Hurricanes drove 74 yards in seven plays to go up 7-0. Stephen McGuire bulldozed his way through the middle from two yards out for the touchdown.

On FSU's second possession, Weldon's 51-yard pass to Amp Lee took the ball to the two-yard line. But Miami's goal-line defense held, and FSU had to settle for a 25-yard Thomas field goal.

With 51 seconds left in the first quarter, FSU's Ostaszewski twins combined on a big play with Joe causing a McGuire fumble on the

UM 22-yard line, where Henry recovered. Five plays later, Paul Moore scored from one yard out for the only FSU touchdown of the game. The Seminoles took a 10-7 lead with 13:26 left in the half. Neither team could get anything going in the remainder of the quarter as they traded punts and interceptions. Miami advanced to the FSU 24 as the period came to a close, but Carlos Huerta's 41-yard field goal attempt was blocked.

Florida State widened the margin in the third stanza when Thomas was perfect on a 31-yard field goal after a 13-play, 58-yard drive that took 6:51 off the clock. After a UM punt, the Seminoles were on the march again. Edgar Bennett picked up 20 yards and Lee rushed for 27 to spark the drive. But the spark faded when Florida State reached the three, and Thomas hit a 20-yard three-pointer to give FSU a 16-7 lead.

Huerta scored the first three points of Miami's comeback on a 45-yard field goal with 9:48 left in the game. The Seminoles were forced to punt and Miami took over on its own 42 to start the game-winning drive. Torretta hit Coleman Bell on a 21-yard completion and McGuire gained 17 to bring the ball inside the FSU 20. On fourth-and-six from the FSU 12, Torretta's pass to Horace Copeland was perfect, putting the ball on the FSU three and leading to Jones' run.

McGuire rushed for 142 yards on 22 carries to key the Hurricane offense as UM could manage only 145 yards out of its usually potent passing attack. Florida State out-gained the Hurricanes, 365 to 310, but converted only once on 10 third-down tries.

SCORE BY QUARTERS	1	2	3	4	F
Miami	7	0	0	10	17
Florida State	3	7	3	3	16

SCORING SUMMARY

UM- McGuire 2 run (Huerta kick), 13:07
FSU- Thomas 25 FG, 5:15
FSU- Moore 1 run (Thomas kick), 13:26
FSU- Thomas 31 FG, 8:29
FSU- Thomas 20 FG, 14:32
UM- Huerta 45 FG, 9:48
UM- L. Jones 1 run (Huerta kick), 3:01

TEAM STATISTICS

	UM	FSU
First Downs	21	21
Rushes-Yards	43-165	40-137
Passing Yards	145	228
Comp.-Att.	14-27-2	18-27-1
Plays-Total Offense	70-310	67-365
Return Yards	29	8
Punts-Average	4-41.0	5-38.0
Fumbles-Lost	1-1	0-0
Interceptions-Yards	1-18	2-0
Penalties-Yards	8-81	6-61
Time of Possession	28:50	31:10
Third Down Conv.	5/13	1/10

INDIVIDUAL STATISTICS

Rushing: UM- McGuire 22-142, L. Jones 6-25, Williams 1-8, Spencer 1-3, Tometta 13-(13); FSU- Lee 18-78, Bennett 9-52, B. Johnson 1-9, Moore 3-2, Jackson 1-2, Weldon 8-(6).

Passing: UM-Torretta 14-27-2-145; FSU-Weldon 17-26-1-209, B. Johnson 1-10-19.

Receiving: UM-Bell 3-43, Spencer 2-31, McGuire 4-27, Thomas 2-21, L. Jones 1-10, Copeland 1-9, K. Williams 1-4; FSU- Lee 3-67, Bennett 4-45, K. McConvey 4-44, Knox 3-33, Hart 1-18, Tural 2-15, L. Johnson 1-6.



Florida State's defense held the potent Miami passing offense to only 145 yards on 14 completions thanks to a swarming secondary and a powerful pass rush.

Florida _____ 14
 Florida State _____ 9

NOV. 30, 1991
 BEN HILL GRIFFIN STADIUM

■ GAINESVILLE, FLA. — In a defensive battle between two offensive powerhouses, the homestanding Florida Gators held off third-ranked Florida State 14-9 before a state record crowd of 85,461 at Florida Field. The Seminoles' efforts to pull a Miami-style comeback on the Gators failed when Casey Weldon's fourth-down pass was batted down in the end zone with 2:11 remaining and Florida State on the UF 14-yard line.

The game between two of the nation's premiere offensive coaches proved to be a defensive battle. The first quarter set the tone for the game as neither team put points on the board, while the defenses caused turnovers.

After the Gators went three downs and out on their first possession, Tim Paulk recovered a Weldon fumble to end FSU's first drive. But Terrell Buckley stopped UF scoring hopes by intercepting former high school teammate and Gator QB Shane Matthews. The rest of the quarter saw a punting contest between UF's Shayne Edge and Florida State's Scott Player.

The scoring drought ended in the second quarter. Florida State

struck first on Gerry Thomas' 19-yard field goal. The Seminoles had driven the ball 67 yards in 16 plays to the Gator two-yard line, where the Florida defense held. Two possessions later, UF responded on a three-yard touchdown run by Errict Rhett with 3:11 left in the half. Rhett's touchdown was the culmination of a 76-yard drive.

After the intermission, the teams once again traded punts. On Florida's second possession of the half, Matthews got just enough time to lob the ball to Harrison Houston, who out-leaped FSU outside line-backer Reggie Freeman and went 72 yards for the score as the Gators took command, 14-3.

Playing catch-up, Florida State put together a drive from its own 20 to the UF two where FSU's goal-line offense broke down once again. After a delay of game penalty nullified a touchdown, the Gator defense forced a Weldon fumble on third down. FSU's Reggie Dixon recovered the ball on the 27-yard line, but Thomas' attempt at a 44-yard field goal was no good.

A minute into the fourth quarter, Florida tried to put the Seminoles away. The running of Rhett powered UF to the FSU 13, but on third-and-12, Lavon Brown intercepted Matthews in the end zone, keeping Seminole hopes alive.

The defensive effort sparked the Florida State offense. Weldon marched his team 80 yards from the FSU 20 for the Tribe's only touchdown of the game. On the drive, Weldon completed five-of-six passes for all 80 yards, but was

shaken up on the touchdown throw — a 25-yarder to Amp Lee. Brad Johnson entered to try the two-point conversion, but his pass was deflected and Florida held a five-point lead with 5:14 remaining.

The FSU defense held again and Florida was forced to punt. Buckley's 26-yard return gave Florida State the ball on its own 49. Weldon directed a drive to the Florida 14-yard line with completions of 19 yards to Lee and 18 yards to Kez McCorvey. But a penalty and two incompletions brought fourth-and-10 on the Florida 14. Weldon's pass fell incomplete and the Gators were able to run out the clock.

Weldon became the first quarterback to have back-to-back 300-yard games against Florida as he completed 24-of-51 passes for 305 yards and a touchdown. The Gators claimed their first win over FSU in the last five tries and Florida State had suffered its second straight defeat to an in-state rival.

SCORE BY QUARTERS	1	2	3	4	F
Florida State	0	3	0	6	9
Florida	0	7	7	0	14

SCORING SUMMARY

FSU- Thomas 19 FG, 8:31
 UF- Rhett 3 run (Czyzewski kick), 3:11
 UF- Houston 72 pass from Matthews (Czyzewski kick), 7:32
 FSU- Lee 25 pass from Weldon (pass failed), 5:24

TEAM STATISTICS

	FSU	UF
First Downs	20	16
Rushes-Yards	26-37	39-117
Passing Yards	305	208
Comp.-Att.-Int.	24-51-1	13-30-3
Plays-Total Offense	77-342	69-325
Return Yards	129	63
Punts-Average	6-50.3	7-46.5
Fumbles-Lost	4-1	1-0
Interceptions-Yards	3-55	1-41
Penalties-Yards	7-65	8-75
Time of Possession	29:25	30:35
Third Down Conv.	5/19	2/14

INDIVIDUAL STATISTICS

Rushing: FSU- Lee 9-24, Jackson 6-22, Bennett 5-19, Floyd 2-5, Weldon 4-(-33); UF- Rhett 24-109, McClendon 3-7, McNabb 3-5, Matthews 9-(-4).

Passing: FSU- Weldon 24-51-1-305; UF- Matthews 13-30-3-208.

Receiving: FSU- K. McCorvey 6-89, Frier 6-61, Lee 3-49, S. Jackson 2-28, L. Johnson 4-27, Knox 1-24, Baker 1-21, Hart 1-6; UF- Houston 2-76, Hill 1-41, W. Jackson 4-35, Rhett 4-31, McNabb 1-16, Everett 1-9.

SEMINOLE SIDELINE

When Chief Osceola and Renegade make their appearance at Dook Campbell Stadium on game day, it is truly a team effort. A total of seven crew members, not including the Chief, are on hand to give Renegade the best possible care.

86



Career and single season interception leader Terrell Buckley closed his Florida State career with a pair of pickoffs against Florida, and former high school teammate Shane Matthews.



In his first starting role, Sean Jackson ran for 112 yards and won offensive most valuable player honors in FSU's 1992 Cotton Bowl victory over Texas A&M.



For the third game in a row, the Seminole defense dominated, shutting out the Aggie offense and picking up eight turnovers.

Florida State _____ 10
Texas A&M _____ 2

MOBIL COTTON BOWL
JANUARY 1, 1992
THE COTTON BOWL

■ DALLAS, Texas (Jan. 1, 1992) — The Seminoles won the Cotton Bowl with a combination of feisty defense and ball control offense which highlighted the rushing of sophomore Sean Jackson. After consecutive losses to Miami and Florida to end the regular season, the Seminoles rebounded to defeat ninth-ranked Texas A&M, 10-2, in the Cotton Bowl.

The win solidified Bobby Bowden's position as one of college football's best bowl coaches ever.

Jackson ably took over the starting tailback job from the suspended Amp Lee. The bruising 6-2, 220-pound sophomore gained 119 yards on 27 carries and was named the game's offensive MVP.

Rainy and cold weather conditions caused a turnover-filled defensive struggle. There were a Cotton Bowl record 13 turnovers in all, eight by the Aggies and five by Florida State. Texas A&M was plagued by ball-handling woes, fumbling six times and throwing two interceptions.

Ironically, Texas A&M's first fumble resulted in their only points of the game. When Aggie running back Greg Hill fumbled out of bounds deep in Seminole territory, the FSU

offense was forced to take over on its own two-yard line. One play later, Quentin Coryatt caught FSU quarterback Casey Weldon in the end zone for a safety.

The Aggies' two-point lead held for most of the half until Dallas native Clifton Abraham recovered an Aggie fumble at midfield. Seven plays later, Weldon faked a handoff and rolled around right end for a five-yard touchdown.

The second half was a carbon copy of the first with both teams trying to hang onto the ball in the wet conditions. The FSU defense continued harassing the Aggie offense, causing five turnovers in the second half. Florida State held A&M to 180 yards of total offense in the game.

The heralded Aggie defense was also dominating, allowing the Seminoles just one more score in the game, a 27-yard field goal by Gerry Thomas with 2:40 left in the game. Florida State won its 11th game of the year and finished the season ranked fourth in the nation.

SCORE BY QUARTERS	1	2	3	4	F
Florida State	7	0	0	3	10
Texas A&M	2	0	0	0	2

SCORING SUMMARY

A&M-Safety (Coryatt tackled Weldon in end zone), 10:09
FSU- Weldon 4 run (Thomas kick), 2:08
FSU- Thomas 27 FG, 2:40

TEAM STATISTICS

	FSU	A&M
First Downs	17	12
Rushes-Yards	48-188	42-123
Passing Yards	92	57
Comp-Att-Int	14-32-4	6-24-2
Plays-Total Offense	80-280	66-180
Return Yards	16	55
Punts-Average	8-43.3	9-39.7
Fumbles-Lost	3-1	7-6
Interceptions-Yards	2-0	4-47
Penalties-Yards	11-77	6-50
Time of Possession	33:59	26:01
Third Down Conv.	3/17	0/12

INDIVIDUAL STATISTICS

Rushing: FSU - Jackson 27-119, Bennett 11-47, McMillon 2-16, S. Baker 1-14, Weldon 7-(-8); A&M - Hill 14-71, Carter 7-22, McInoo 5-19, Simmons 4-19, Richardson 9-5, Thomas 2-(-4), Biggers 1-(-9).
Passing: FSU - Weldon 14-32-4-92; A&M - Richardson 6-24-2-57.
Receiving: FSU - S. Baker 4-44, Jackson 3-20, McCorvey 2-20, L. Johnson 2-19, Frier 1-5, Bennett 2-(-16); A&M - Hanson 2-27, Hill 2-17, Mathews 1-10, Mitchell 1-3.

SEMINOLE SIDELINE

According to the Seminole training room staff, during a normal football season, Florida State players go through 110 practices lasting approximately 227 1/2 hours for an average of just over two hours per practice. Of those 110 workouts, the players wear shorts for 44, shells (helmet, shoulder pads, shorts) in 35 sessions, and dress out in full gear 31 times.

FLORIDA STATE

STATISTICS

1991

Record (W-L-T): 11-2 (5-1 Home; 3-1 Away; 3-0 Neutral)

	FLORIDA STATE	OPPONENTS
TOUCHDOWNS: RUSHING	25	9
PASSING	28	13
OTHER	4	1
FIRST DOWNS: RUSHING	135	77
PASSING	138	101
PENALTY	10	26
TOTAL	283	204
RUSHING: ATTEMPTS	507	398
YARDS GAINED	2604	1478
YARDS LOST	317	484
NET YARDS	2287	994
YDS PER CARRY	4.5	2.5
YDS PER GAME	190.6	82.8
PASSING: COMP-ATT-INT	234-390-11	192-378-25
COMPLETION PCT	60.0	50.8
NET YARDS	3114	2381
YDS PER ATTEMPT	7.98	6.30
YDS PER COMPLETION	13.31	12.40
YDS PER GAME	259.5	198.4
RATING	145.1	101.8
TOTAL OFFENSE: YARDS	5401	3375
PLAYS	897	776
YDS PER PLAY	6.02	4.35
YDS PER GAME	450.1	281.3
POINTS SCORED	439	186
POINTS PER GAME	36.6	15.5
INTERCEPTIONS/YDS RETURNED	25/335	11/144
PUNTS RETURNED/YDS/AVG	39/372/9.5	24/187/7.8
KICKS RETURNED/YDS/AVG	30/635/21.2	58/1110/19.1
PUNTS/YDS/AVG	46/1835/39.9	67/2616/39.0
PENALTIES/YDS/YDS PER GAME	89/816/68.0	62/511/42.6
FUMBLES/LOST	15/6	23/12
QUARTERBACK SACKS	54	18
THIRD DOWNS/CONV/PCT	173/77/44.5	158/41/25.9

PASSING

	ATT	CMP	PCT	YDS	INT	TDS	RTNG
K. FELDER	7	3	.429	57	0	1	158.4
C. WELDON	313	189	.604	2527	8	22	146.3
B. JOHNSON	61	37	.607	462	3	5	141.5
C. WARD	9	5	.556	68	0	0	119.0

INTERCEPTION RETURNS

	NUM	YDS	AVG	TDS	LG
T. BUCKLEY	12	238	19.8	2	71
L. FOWLER	3	17	5.7	0	17
C. ABRAHAM	2	9	4.5	0	9
M. JONES	2	4	2.0	0	4
T. McINTOSH	1	49	49.0	1	49
C. COWART	1	10	10.0	1	10
M. KNIGHT	1	8	8.0	0	8
H. DINKINS	1	0	0.0	0	0
L. BROWN	1	0	0.0	0	0
E. McCORVEY	1	0	0.0	0	0

RUSHING

	ATT	GAIN	LOSS	NET	AVG	TDS	LG
A. LEE	186	1033	56	977	5.3	11	44
S. JACKSON	63	404	12	392	6.2	3	36
E. BENNETT	94	398	14	384	4.1	4	21
T. McMILLON	19	168	9	159	8.4	1	36
P. MOORE	27	123	0	123	4.6	2	18
M. SMITH	22	111	5	106	4.8	1	17
W. FLOYD	23	97	0	97	4.2	2	12
B. JOHNSON	10	64	12	52	5.2	0	15
C. WARD	5	32	7	25	5.0	0	15
J. PEIRCE	4	24	1	23	5.8	0	14
S. BAKER	1	19	0	19	19.0	0	19
F. HARRIS	7	15	2	13	1.9	1	6
K. KNOX	2	13	4	9	4.5	0	13
C. ALLEN	1	3	0	3	3.0	0	3
O. ELLISON	1	1	0	1	1.0	0	1
K. FELDER	1	0	12	-12	-12.0	0	-12
E. TURRAL	2	0	14	-14	-7.0	0	-5
C. WELDON	38	99	129	-30	-0.8	0	14
TEAM	1	0	40	-40	-40.0	0	-40

PUNTING

	NUM	YDS	AVG	BKD	LG
S. PLAYER	45	1820	40.4	1	60
TEAM	1	15	15.0	0	15

PUNT RETURNS

	NUM	YDS	AVG	TDS	LG
C. SAWYER	1	33	33.0	0	33
C. ABRAHAM	1	10	10.0	0	10
T. BUCKLEY	36	337	9.4	0	31
TEAM	1	-8	-8.0	0	-8

RECEIVING

	NUM	YDS	AVG	TDS	LG
S. BAKER	30	451	15.0	4	51
E. BENNETT	29	345	11.9	3	32
A. LEE	26	336	12.9	3	56
E. TURRAL	24	324	13.5	3	60
K. KNOX	22	441	20.0	1	62
K. McCORVEY	22	303	13.8	0	49
L. JOHNSON	22	293	13.3	4	78
M. FRIER	18	195	10.8	1	20
W. FLOYD	13	95	7.3	3	20
W. HART	12	130	10.8	4	31
P. MOORE	6	68	11.3	1	19
S. JACKSON	6	50	8.3	0	26
M. SMITH	1	34	34.0	1	34
C. WELDON	1	29	29.0	0	29
J. CLOWER	1	11	11.0	0	11
T. McMILLON	1	9	9.0	0	9

SCORE BY QUARTERS

	1	2	3	4	TOTAL
FLORIDA STATE	97	145	90	107	439
OPPONENTS	57	70	13	46	186

88

'9

REVIEW

SCORING

	TDS	XP1-A	XP2-A	FG-A	SAF	PTS
A. LEE	14	0-0	0-0	0-0	0	84
G. THOMAS	0	17-17	0-0	9-12	0	44
D. MOWREY	0	24-32	0-0	6-7	0	42
E. BENNETT	7	0-0	0-0	0-0	0	42
W. FLOYD	5	0-0	0-0	0-0	0	30
S. BAKER	4	0-0	0-0	0-0	0	24
W. HART	4	0-0	0-0	0-0	0	24
L. JOHNSON	4	0-0	0-0	0-0	0	24
P. MOORE	3	0-0	0-0	0-0	0	18
E. TURREL	3	0-0	0-0	0-0	0	18
S. JACKSON	3	0-0	0-0	0-0	0	18
T. BUCKLEY	2	0-0	0-0	0-0	0	12
M. SMITH	2	0-0	0-0	0-0	0	12
M. FRIER	1	0-0	1-0	0-0	0	8
C. COWART	1	0-0	0-0	0-0	0	6
K. KNOX	1	0-0	0-0	0-0	0	6
T. McINTOSH	1	0-0	0-0	0-0	0	6
T. McMILLON	1	0-0	0-0	0-0	0	6
TEAM	0	0-0	0-0	0-0	3	6
F. HARRIS	1	0-0	0-0	0-0	0	6
J. WIMBERLY	0	3-3	0-0	0-0	0	3
C. WELDON	0	0-0	0-2	0-0	0	0
B. JOHNSON	0	0-0	0-3	0-0	0	0

FIELD GOALS

	0-19	20-29	30-39	40+	TOTAL	LG
G. THOMAS	1-1	3-4	4-5	1-2	9-12	40
D. MOWREY	0-0	3-4	3-3	0-0	6-7	39

KICK RETURNS

	NUM	YDS	AVG	TDS	LG
T. BUCKLEY	5	117	23.4	0	34
T. McMILLON	14	307	21.9	0	45
F. HARRIS	6	127	21.2	0	28
M. SMITH	4	80	20.0	0	33
S. GILMER	1	4	4.0	0	4

TOTAL OFFENSE

	PLAYS	RUSH	PASS	TOTAL YDS/PL
C. WELDON	351	-30	2527	2497 7.1
A. LEE	186	977	0	977 5.3
B. JOHNSON	71	52	462	514 7.2
S. JACKSON	63	392	0	392 6.2
E. BENNETT	94	384	0	384 4.1
T. McMILLON	19	159	0	159 8.4
P. MOORE	27	123	0	123 4.6
M. SMITH	22	106	0	106 4.8
W. FLOYD	23	97	0	97 4.2
C. WARD	14	25	68	93 6.6
K. FELDER	8	-12	57	45 5.6
J. PEIRCE	4	23	0	23 5.8
S. BAKER	1	19	0	19 19.0
F. HARRIS	7	13	0	13 1.9
K. KNOX	2	9	0	9 4.5
C. ALLEN	1	3	0	3 3.0
O. ELLISON	1	1	0	1 1.0
E. TURREL	2	-14	0	-14 -7.0
TEAM	1	-40	0	-40 -40.0

SACKS & SACK YARDAGE

	POS	SACKS	YARDAGE
C. SIMPSON	DE	11	-65
K. CARRUTHERS	ILB	7	-42
T. McINTOSH	DE	6.5	-32
R. FREEMAN	OLB	6	-38
H. DINKINS	OLB	4.5	-34.5
S. PALMER	OLB	4.5	-24
D. FOOTMAN	DE	4.5	-35.5
T. SANDERS	DE	3.5	-25.5
M. JONES	ILB	2	-9
C. COWART	OLB	1.5	-25
J. CHANEY	NG	1	-11
E. McCORVEY	CB	1	-7
J. DAVIS	SS	.5	-4
D. CLARK	DE	.5	-4.5
TOTAL		54	-357

FLORIDA STATE

STATISTICS

Game-By-Game

89

TEAM STATISTICS

	FLORIDA STATE					OPPONENTS				
	Rushing	Passing	Total Off.	FD	TO	Rushing	Passing	Total Off.	FD	TO
Brigham Young	57-275	21-28-268	85-543	28	1	19-33	19-32-229	51-262	13	2
Tulane	44-255	25-36-306	80-561	30	1	30-69	13-25-172	55-241	12	0
Western Michigan	54-202	17-21-257	75-459	27	1	25-44	11-26- 98	51-142	9	4
Michigan	33-159	18-30-301	63-460	22	3	44-120	24-38-237	82-357	23	5
Syracuse	45-266	24-39-376	84-642	31	0	33-85	6-17-100	50-185	13	2
Virginia Tech	38-157	13-31-186	69-343	19	1	42-100	22-40-320	82-420	24	4
Mid. Tennessee State	32-207	22-39-346	71-553	24	2	39-107	21-31-188	70-295	17	2
Louisiana State	53-212	13-21-145	74-357	20	2	27-27	17-34-233	61-260	19	3
Louisville	49-169	18-30-209	79-378	18	2	27-35	16-42-224	69-259	22	7
South Carolina	36-210	21-37-187	73-397	23	1	30-92	16-36-227	66-319	15	2
Miami	40-137	18-27-228	67-365	21	1	43-165	14-27-145	70-310	21	3
Florida	26- 37	24-51-305	77-342	20	2	39-117	13-30-208	69-325	16	3



RUSHING (CARRIES - YARDS - TOUCHDOWNS)

	Amp Lee	Jackson	Bennett	McMillon	Moore	Floyd
Brigham Young	13- 75-1	9-75-1	21-98-2	2- 5-0	1- 2-0	1- 4-0
Tulane	16-112-1	8-24-0	9-23-0	2-36-0	0- 0-0	0- 0-0
Western Michigan	7- 49-1	5-15-0	1- 4-0	7-36-1	3-11-0	4-28-1
Michigan	20-122-2	DNP	8-34-0	0- 0-0	DNP	0- 0-0
Syracuse	19-106-0	9-96-1	10-35-1	3-11-0	0- 0-0	0- 0-0
Virginia Tech	16-107-1	3-15-0	11-60-1	0- 0-0	1- 3-0	0- 0-0
Middle Tennessee State	10- 51-1	5-46-0	8-21-0	4-66-0	0- 0-0	2-10-0
Louisiana State	24-112-2	5-26-0	8-34-0	0- 0-0	5-23-0	6-15-1
Louisville	22- 67-1	6-21-0	DNP	0- 0-0	7-47-1	7-31-0
South Carolina	12- 74-1	6-50-1	4- 4-0	1- 5-0	7-35-0	1- 4-0
Miami	18- 78-0	1- 2-0	9-52-0	0- 0-0	3- 2-1	0- 0-0
Florida	9- 24-0	6-22-0	5-19-0	0- 0-0	DNP	2- 5-0

PASSING (COMPLETIONS - ATTEMPTS - INTS - YARDS - TOUCHDOWNS)

	Casey Weldon	Brad Johnson	Charlie Ward	Kenny Felder
Brigham Young	21-28-0-268-2	0- 0-0- 0-0	0-0-0- 0-0	0-0-0- 0-0
Tulane	20-28-0-249-3	4- 7-1- 48-1	1-1-0- 9-0	DNP
Western Michigan	7- 8-0-111-2	6- 8-0- 78-0	1-1-0-11-0	3-4-0-57-1
Michigan	16-28-2-268-3	1- 1-0- 4-1	1-1-0-29-0	0-0-0- 0-0
Syracuse	22-35-0-347-3	2- 4-0- 29-1	DNP	DNP
Virginia Tech	13-31-1-186-2	0- 0-0- 0-0	0-0-0- 0-0	0-0-0- 0-0
Middle Tennessee State	20-33-1-294-2	2- 6-0- 52-1	DNP	DNP
Louisiana State	10-17-1-106-1	3- 4-0- 39-0	DNP	DNP
Louisville	DNP	16-26-2-190-1	2-4-0-19-0	DNP
South Carolina	19-28-1-184-3	2- 4-0- 3-0	0-2-0- 0-0	0-3-0- 0-0
Miami	17-26-1-209-0	1- 1-0- 19-0	DNP	DNP
Florida	24-51-1-305-1	0- 0-0- 0-0	DNP	DNP

DEFENSE (TACKLES - TACKLES FOR LOSS - SACKS)

	BYU	Tulane	W Mich	Mich	Syrac	Va Tech	MTSU	LSU	Lou	So Car	Miami	Fla
M. Jones	5-0-0	9-0-0	4-0-0	14-2-0	9-0-2	13-2- 0	8-0-0	14-3-0	10-2-0	11-2-0	15-0-0	13-2-0
K. Camruthers	3-0-0	8-0-0	8-1-0	19-0-0	7-0-0	15-1- 0	11-1-1	10-0-0	6-0-0	11-2-2	14-0-3	6-0-1
H. Dinkins	2-0-0	5-0-0	5-0-0	12-0-1	9-0-1	8-0-1.5	1-0-0	7-0-0	5-0-1	7-0-0	6-1-0	8-0-0
K. Alexander	6-0-0	4-0-0	7-0-0	10-1-0	5-0-0	5-0- 0	5-0-0	2-0-0	11-1-0	1-0-0	3-0-0	2-1-0
R. Freeman	5-0-1	6-1-1	5-0-0	7-0-2	5-0-0	8-0- 0	4-0-1	2-0-0	4-1-1	3-0-0	4-0-0	4-0-0
E. McConvey	4-0-0	5-0-0	1-0-0	10-0-0	2-0-0	1-0- 0	8-0-0	8-0-0	3-0-0	6-1-0	4-0-0	5-0-1
C. Simpson	0-0-0	4-0-0	5-0-2	8-0-0	4-0-1	6-2- 0	2-0-1	7-1-2	4-1-2	4-0-0	8-0-3	1-1-0
L. Fowler	4-0-0	3-0-0	2-0-0	1-0-0	5-0-0	5-1- 0	4-0-0	3-0-0	3-0-0	11-0-0	7-0-0	11-0-0
H. Ostaszewski	3-1-0	6-1-0	3-0-0	10-0-0	3-0-0	6-1- 0	6-1-0	1-0-0	2-0-0	1-0-0	4-0-0	5-0-0
S. Palmer	1-0-0	DNP	5-1-0	6-1-0	3-0-1	4-1- 0	2-0-1	3-0-0	3-0-1	8-0-1	5-0-0	4-1-0
T. Buckley	5-1-0	2-0-0	1-0-0	4-0-0	3-1-0	3-0- 0	5-0-0	1-0-0	7-0-0	1-0-0	3-0-0	4-0-0
D. Footman	5-0-1	1-1-0	3-1-0	3-0-0	0-0-0	3-0- 0	2-0-0	4-1-1	3-0-5	6-0-1	4-0-0	3-1-1
L. Brown	2-0-0	1-0-0	2-0-0	2-0-0	1-0-0	4-0- 0	9-0-0	2-0-0	3-0-0	2-0-0	4-0-0	4-0-0
J. Davis	2-0-0	0-0-0	5-0-5	6-0-0	3-0-0	5-0- 0	4-0-0	2-0-0	1-0-0	1-0-0	2-0-0	3-0-0

RECEIVING (CATCHES - YARDS - TOUCHDOWNS)

	S. Baker	Bennett	Turrill	Lee	Knox	L. Johnson	K. McConvey	Floyd	Frier	Hart
Brigham Young	2- 17-0	6- 65-1	6-96-1	2-32-0	0- 0-0	0- 0-0	2-33-0	0- 0-0	0- 0-0	1- 7-0
Tulane	3- 20-0	1- 9-0	3-24-0	1- 6-0	0- 0-0	6-154-1	4-34-0	2-11-0	0- 0-0	3-24-3
Western Michigan	3- 43-0	2- 24-1	2-10-1	0- 0-0	2- 49-0	1- 10-0	3-65-0	0- 0-0	1-18-0	0- 0-0
Michigan	3- 36-0	3- 47-0	3-41-1	3-79-0	0- 0-0	1- 10-1	0- 0-0	1- 4-1	0- 0-0	3-55-1
Syracuse	5-139-1	5- 70-1	3-45-0	0- 0-0	5- 69-0	2- 24-1	0- 0-0	0- 0-0	2-18-1	1- 9-0
Virginia Tech	3- 27-0	0- 0-0	0- 0-0	2- 5-0	4-132-1	1- 1-1	1- 9-0	0- 0-0	1- 7-0	1- 5-0
Mid. Tenn. State	6-100-2	5- 59-0	DNP	1-15-0	5- 99-0	0- 0-0	1-13-0	0- 0-0	2-25-0	0- 0-0
Louisiana State	1- 18-0	2- 27-0	0- 0-0	4-30-1	1- 15-0	2- 16-0	1-16-0	2-23-0	0- 0-0	0- 0-0
Louisville	0- 0-0	DNP	3-68-0	3-25-0	DNP	3- 22-0	0- 0-0	5-34-1	3-42-0	0- 0-0
South Carolina	3- 31-1	1-(-1)-0	2-25-0	4-28-1	1- 20-0	1- 23-0	0- 0-0	3-23-1	3-24-0	1- 6-0
Miami	0- 0-0	4- 45-0	2-15-0	3-67-0	3- 33-0	1- 6-0	4-44-0	0- 0-0	0- 0-0	1-18-0
Florida	1- 21-0	0- 0-0	DNP	3-49-1	1- 24-0	4- 27-0	6-89-0	0- 0-0	6-61-0	1- 6-0

90

19

STATISTICS

Defensive

PLAYER	POS	TACKLES				FUMBLES		BLKD KICKS	PASSES	
		SOLO	ASSIST	TOTAL	LOSS	CSD.	REC.		BKUP	INT
M. JONES	ILB	75	50	125	13	0	0	0	4	2
K. CARRUTHERS	ILB	66	52	118	5	2	2	0	1	0
H. DINKINS	OLB	34	41	75	1	0	0	0	0	1
K. ALEXANDER	ILB	36	25	61	0	0	0	1	0	0
L. FOWLER	FS	35	24	59	1	0	0	0	3	3
E. McCORVEY	CB	37	20	57	2	1	0	0	4	1
R. FREEMAN	OLB	28	29	57	2	3	0	0	0	0
C. SIMPSON	DE	23	30	53	5	1	1	0	0	0
H. OSTASZEWSKI	DE	18	32	50	4	0	1	0	3	0
S. PALMER	OLB	27	17	44	4	2	0	1	0	0
T. BUCKLEY	CB	34	5	39	2	1	0	0	7	12
D. FOOTMAN	DE	15	22	37	4	0	1	0	2	0
L. BROWN	SS	24	12	36	0	0	0	0	1	1
J. DAVIS	SS	20	14	34	0	0	0	0	2	0
J. CHANEY	NG	10	17	27	1	1	0	0	0	0
T. SANDERS	DE	10	15	25	1	1	0	0	1	0
J. OSTASZEWSKI	NG	11	12	23	0	1	1	0	0	0
T. McINTOSH	DE	15	7	22	5	2	1	0	0	1
D. BROOKS	SS	10	12	22	2	0	0	0	1	0
R. COES	FS	10	10	20	0	0	0	0	3	0
C. COWART	OLB	7	9	16	1	0	0	0	0	1
C. ABRAHAM	CB	10	5	15	2	0	0	1	0	2
C. FULLER	CB	6	9	15	0	1	0	0	4	0
S. GILMER	FS	13	0	13	0	1	0	0	0	0
K. ADAMS	ILB	6	5	11	0	0	0	0	0	0
M. KNIGHT	SS	5	4	9	0	0	0	0	3	1
J. ROBERSON	OLB	5	3	8	1	0	1	0	0	0
D. CLARK	DE	5	3	8	2	1	1	0	1	0
C. KEEN	CB	3	5	8	0	0	0	0	0	0
B. ABBOTT	ILB	3	5	8	0	0	1	0	1	0
W. PAULDO	ILB	2	4	6	1	0	0	0	0	0
C. SAWYER	CB	4	1	5	0	0	0	0	0	0
E. CLARK	ILB	4	1	5	1	0	0	0	0	0
E. SMITH	OLB	2	2	4	1	0	0	0	0	0
T. HENRY	CB	1	3	4	0	0	0	0	0	0
C. HALL	DB	1	3	4	0	0	0	0	0	0
B. GLENN	DE	0	2	2	0	0	0	0	0	0
C. JAMES	DE	0	2	2	0	0	1	0	0	0
D. GUERRIER	OLB	1	0	1	0	0	0	0	0	0
D. STALLWORTH	ILB	1	0	1	0	0	0	0	0	0
D. MOWREY	KS	1	0	1	0	0	0	0	0	0
B. XANDERS	ILB	0	1	1	0	0	0	0	0	0

HONOR ROLL

1991

(First team unless otherwise noted.)

Casey Weldon

■ SENIOR, QUARTERBACK

Johnny Unitas Golden Arm Award Winner
Street & Smith's Exemplary Player of the Year
 Heisman Trophy Runner-up
 Davey O'Brien Quarterback Award Finalist
 Maxwell Award Finalist
Football News Offensive Player of the Year Finalist
 Walter Camp All-American
Football News All-American
 Scripps-Howard All-American
 Associated Press All-American (2nd)
The Sporting News All-American (2nd)
 United Press International All-American (HM)
 All-South Independent
 ABC-Chevrolet Player of the Game (Syracuse)
 FSU MVP, Disneyland Pigskin Classic (BYU)
 Hula Bowl participant
 Senior Bowl participant

Terrell Buckley

■ JUNIOR, CORNERBACK

Jim Thorpe Award Winner
Football News Defensive Player of the Year Finalist
 NCAA Consensus All-American
 Associated Press All-American
 United Press International All-American
 AFCA Kodak All-American
 Football Writer's All-American
 Walter Camp All-American
The Sporting News All-American
Football News All-American
 Scripps-Howard All-American
 All-South Independent
 NCAA Leader in Interceptions
 ABC-Chevrolet Player of the Game (Michigan)
 ABC-Chevrolet Player of the Game (Florida)
 Boola Bowl Most Valuable Player (Virginia Tech)

Marvin Jones

■ SOPHOMORE, INSIDE LINEBACKER

Lombardi Award Finalist
 Butkus Award Semi-Finalist
 NCAA Consensus All-American
 Associated Press All-American
 United Press International All-American
 Football Writer's All-American
 Walter Camp All-American
The Sporting News All-American
 Scripps-Howard All-American
Football News All-American (3rd)
 Fiesta Bowl Samaritan All-American
 All-South Independent
 ABC-Chevrolet Player of the Game (Miami)

Amp Lee

■ JUNIOR, TAILBACK

Walter Camp All-American
Football News All-American (3rd)
 Scripps-Howard All-American (HM)
 United Press International All-American (HM)
 All-South Independent

Kirk Carruthers

■ SENIOR, INSIDE LINEBACKER

United Press International All-American (HM)
 All-South Independent
 Japan Bowl participant

Kevin Mancini

■ SENIOR, OFFENSIVE TACKLE

United Press International All-American (HM)
 All-South Independent
 Senior Bowl participant

Reggie Dixon

■ SENIOR, OFFENSIVE GUARD

Honda Scholar-Athlete Award
 Cotton Bowl/American Airlines Scholar-Athlete Award
 NACDA Post-Graduate Scholarship

Ken Alexander

■ SOPHOMORE, INSIDE LINEBACKER

Golden Torch Award Winner
 Toyota Leadership Award Winner (LSU)

Mike Morris

■ SENIOR, OFFENSIVE GUARD

All-South Independent
 Japan Bowl participant

Carl Simpson

■ JUNIOR, DEFENSIVE END

All-South Independent

Edgar Bennett

■ SENIOR, FULLBACK

Doak Walker Award Finalist
 All-South Independent (2nd)
 Hula Bowl participant
 Senior Bowl participant

Howard Dinkins

■ SENIOR, OUTSIDE LINEBACKER

All-South Independent (2nd)
 Hula Bowl participant
 Senior Bowl participant

Robert Stevenson

■ JUNIOR, OFFENSIVE TACKLE

All-South Independent (2nd)

Scott Player

■ SENIOR, PUNTER

AT&T Long Distance Award (Florida)

Patrick McNeil

■ FRESHMAN, OFFENSIVE GUARD

Football News Freshman All-American

92

19

HIGHS & LOWS

1991

TEAM

OFFENSE

	HIGH	LOW
POINTS	58 vs. Western Michigan	9 vs. Florida
FIRST DOWNS	31 vs. Syracuse	18 vs. Louisville
BY RUSH	17 vs. Tulane, Brigham Young	4 vs. Florida
BY PASS	16 vs. Syracuse	7 vs. Virginia Tech
RUSHING YARDAGE	275 vs. Brigham Young	37 vs. Florida
PASSING YARDAGE	376 vs. Syracuse	145 vs. Louisiana State
TOTAL OFFENSE	642 vs. Syracuse	342 vs. Florida
TOTAL PLAYS	85 vs. Brigham Young	63 vs. Michigan
RUSHING ATTEMPTS	57 vs. Brigham Young	26 vs. Florida
PASS ATTEMPTS	51 vs. Florida	21 vs. Louisiana State
PASS COMPLETIONS	25 vs. Tulane	13 vs. Virginia Tech, Louisiana State

PASSES HAD INTERCEPTED 2 vs. Michigan, Louisville
0 vs. Western Michigan, Brigham Young, Syracuse

FUMBLES	4 vs. Michigan, Florida	0, Five Times
FUMBLES LOST	1, Six Times	0, Six Times
PENALTIES	12 vs. Louisville	3 vs. Western Michigan
YARDS PENALIZED	100 vs. Brigham Young, Virginia Tech	15 vs. Western Michigan

DEFENSE

	HIGH	LOW
YARDS RUSHING	120 by Michigan	27 by Louisiana State
RUSHING ATTEMPTS	46 by Miami	19 by Brigham Young
PASS ATTEMPTS	42 by Louisville	17 by Syracuse
PASS COMPLETIONS	24 by Michigan	6 by Syracuse
YARDS PASSING	320 by Virginia Tech	98 by Western Michigan
TOTAL OFFENSE	420 by Virginia Tech	142 by Western Michigan
INTERCEPTIONS	6 vs. Louisville	0 vs. Tulane, Middle Tennessee State
FIRST DOWNS	24 by Virginia Tech	9 by Western Michigan
BY RUSH	11 by Miami	2 by Brigham Young
BY PASS	15 by Michigan, Virginia Tech	4 by Florida
FUMBLES LOST	3 by Western Michigan	0 by Tulane, Syracuse, Florida

FSU INDIVIDUAL

LONGEST RUSH: 44, Amp Lee vs. Michigan (TD)

LONGEST PASS: 78, Casey Weldon to Lonnie Johnson vs. Tulane (TD)

LONGEST FIELD GOAL: 40, Gerry Thomas vs. Louisville

LONGEST PUNT: 60, Scott Player vs. Florida (twice)

LONGEST PUNT RETURN: 53, Corey Sawyer vs. Western Michigan

LONGEST KICKOFF RETURN: 45, Tiger McMillon vs. LSU

LONGEST INTERCEPTION RETURN: 71, Terrell Buckley vs. Virginia Tech (TD)

MOST RUSHES: 24, Lee vs. LSU

MOST YARDS RUSHING: 122, Lee vs. Michigan (20 carries)

MOST TDs RUSHING: 2, Edgar Bennett vs. LSU; Lee vs. Michigan and LSU

MOST PASSES ATTEMPTED: 51, Weldon vs. Florida

MOST PASSES COMPLETED: 24, Weldon vs. Florida

MOST YARDS PASSING: 347, Weldon vs. Syracuse (22-35)

MOST TD PASSES THROWN: 3, Weldon, Four Times

MOST TD PASSES CAUGHT: 3, Warren Hart vs. Tulane

MOST YARDS RECEIVING: 154, Johnson vs. Tulane

MOST CATCHES: 6, Six players in four games

MOST INTERCEPTIONS: 2, Buckley, Four Times

MOST YARDS TOTAL OFFENSE: 347, Weldon vs. Syracuse

MOST FIELD GOALS: 4, Thomas vs. Louisville

MOST PUNTS: 8, Player vs. Virginia Tech

BEST PUNTING AVERAGE: 50.3, Player vs. Florida

MOST TACKLES: 19, Kirk Carruthers vs. Michigan

MOST SOLO TACKLES: 11, Carruthers vs. Michigan; Marvin Jones vs. Miami

OPPONENT INDIVIDUAL

LONGEST RUSH: 29, Phil Bryant, Virginia Tech; Joe Campbell, Middle Tennessee State; Stephen McGuire, Miami

LONGEST PASS: 79, Bobby Fuller to Eddie Miller, South Carolina

LONGEST FIELD GOAL: 51, Klaus Wilmsmeyer, Louisville

LONGEST PUNT: 62, Shayne Edge, Florida

LONGEST PUNT RETURN: 40, Desmond Howard, Michigan

LONGEST KICKOFF RETURN: 95, Qadry Ismail, Syracuse (TD)

LONGEST INTERCEPTION RETURN: 42, Steve Morrison, Michigan

MOST YARDS RUSHING: 142, Stephen McGuire, Miami (22 carries)

MOST YARDS PASSING: 317, Will Furrer, Virginia Tech (21-39)

93

REVIEW

1 9 9 1

RANKINGS

NCAA



Senior quarterback Casey Weldon's post-season itinerary included trips to Hawaii for the Hula Bowl, to Louisville to pick up the Unitas Golden Arm Award and to New York City for the Heisman Trophy announcement.

FLORIDA STATE

■ TEAM

CATEGORY	RANK	AVERAGE**
Turnover Margin	3rd	1.67
Total Defense	10th	281.3
Rushing Defense	3rd	82.8
Pass Efficiency Defense	17th	101.8
Scoring Defense	20th	15.5
Total Offense	12th	450.08
Rushing Offense	31st	190.6
Passing Offense	14th	259.5
Scoring Offense	6th	36.6
Kickoff Returns	24th	21.2
Punt Returns	34th	9.5
Net Punting	32nd	35.8

■ INDIVIDUAL

CATEGORY	NAME, CLASS	RANK	AVERAGE**
Interceptions	Terrell Buckley, Jr.	1st	1.00
Passing Efficiency	Casey Weldon, Sr.	11th	146.3
Total Offense	Casey Weldon, Sr.	15th	227.00
Punting	Scott Player, Sr.	28th	40.44
Scoring	Amp Lee, Jr.	32nd (T)	7.00
Punt Returns	Terrell Buckley, Jr.	33rd	9.36
Rushing	Amp Lee, Jr.	44th	81.42

94

SEMINOLE SIDELINE

Florida State may be steep in football tradition, but in terms of years and games, the Seminoles are a baby on the college football block. Only four schools have been playing Division I-A football fewer years than FSU. A look at the college football teams that have played the least number of years and games.

SCHOOL	YEARS	GAMES
Cal-State Fullerton	22	249
UNLV	24	266
Long Beach State	37	386
Air Force	36	396
Florida State	45	483
Houston	46	493
East Carolina	56	541

OPPONENTS*

CATEGORY	NAME (TEAM)	RANK	AVG.**
Passing Efficiency	Shane Matthews (Florida)	9th	148.8
	Gino Torretta (Miami)	18th	138.8
Total Offense	Gino Torretta (Miami)	5th	286.82
	Shane Matthews (Florida)	6th	285.45
	Shawn Jones (Georgia Tech)	19th	220.75
All-Purpose Yards	Errict Rhett (Florida)	17th	153.65
Rushing Yards	Natrone Means (North Carolina)	17th	103.00
	Errict Rhett (Florida)	19th	100.82
Receptions	Wilbert Ursin (Tulane)	4th	6.36
Receiving Yards	Wilbert Ursin (Tulane)	8th	88.09
Interceptions	Sebastian Savage (N.C. State)	20th	.45
	Ryan McNeil (Miami)	20th	.45
Punt Returns	Kevin Williams (Miami)	4th	15.56
	Darnell Stephens (Clemson)	8th	14.08
	George Coghill (Wake Forest)	15th	12.48
Kickoff Returns	Brad Breedlove (Duke)	12th	24.71
Field Goals	Nelson Welch (Clemson)	4th	1.55
	Mike Green (Wake Forest)	14th	1.27
Punting	Shayne Edge (Florida)	4th	43.28

*Returning players in the Top 20 only.

**Averages are per game or per play (return, punt) except for passing efficiency (points).

1991 STATISTICS ACC

FINAL CONFERENCE STANDINGS

TEAM	W	L	T	PCT	POINTS	
					FOR	OPP
Clemson	6	0	1	.929	180	90
N.C. State	5	2	0	.714	163	150
Georgia Tech	5	2	0	.714	165	91
Virginia	4	2	1	.643	185	90
North Carolina	3	4	0	.429	131	118
Maryland	2	5	0	.286	87	163
Wake Forest	1	6	0	.143	86	194
Duke	1	6	0	.143	106	207
Florida State	-	-	-	-	-	-



As a sophomore, Natrone Means of North Carolina led the ACC in rushing and was a first-team all-conference choice.

1991 ALL-ATLANTIC COAST CONFERENCE TEAMS

OFFENSE

FIRST TEAM

QB	Matt Blundin	Virginia	6-7, 232, Sr.
RB	Terry Kirby	Virginia	6-3, 210, Jr.
	Natrone Means	North Carolina	5-10, 227, So.
WR	Terry Smith	Clemson	6-1, 180, So.
	Charles Davenport	N.C. State	6-4, 206, Sr.
TE	John Henry Mills	Wake Forest	6-1, 220, Jr.
OT	Ray Roberts	Virginia	6-6, 300, Sr.
	Mike Mooney	Georgia Tech	6-7, 316, Sr.
OG	Jeb Flesch	Clemson	6-3, 275, Sr.
	Brian Bollinger	North Carolina	6-5, 276, Sr.
C	Mike Brown	Clemson	6-2, 255, Sr.
PK	Nelson Welch	Clemson	5-10, 175, Fr.

SECOND TEAM

Shawn Jones	Georgia Tech	6-1, 200, Jr.
Ronald Williams	Clemson	6-1, 195, So.
Nikki Fisher	Virginia	5-11, 220, Sr.
Greg Tester	Georgia Tech	5-10, 172, Sr.
Corey Holliday	North Carolina	6-2, 198, So.
Frank Wycheck	Maryland	6-3, 225, So.
Bruce Bratton	Clemson	6-5, 265, Sr.
Scott Adell	N.C. State	6-4, 280, Sr.
Clyde Hawley	N.C. State	6-3, 285, Sr.
Pete Patroff	Duke	6-3, 270, Sr.
Mike Suplea	Maryland	6-4, 270, Sr.
Dan DeLemas	Maryland	5-10, 190, Sr.

DEFENSE

FIRST TEAM

DL	Coleman Rudolph	Georgia Tech	6-4, 261, Jr.
	Rob Bodine	Clemson	6-1, 245, Sr.
	Chester McGlockton	Clemson	6-5, 310, Jr.
ILB	Ed McDaniel	Clemson	6-0, 225, Sr.
	Tommy Thigpen	North Carolina	6-2, 221, Jr.
OLB	Marco Coleman	Georgia Tech	6-4, 250, Sr.
	Levon Kirkland	Clemson	6-2, 230, Sr.
DB	Willie Clay	Georgia Tech	5-11, 183, Sr.
	Sebastian Savage	N.C. State	5-11, 188, Jr.
	Robert O'Neal	Clemson	6-2, 185, Jr.
	George Coghill	Wake Forest	6-1, 196, Jr.
P	Ed Gamo	Virginia	6-0, 187, Sr.

SECOND TEAM

Matt Quigley	Virginia	6-3, 253, Sr.
Mark Thomas	N.C. State	6-5, 252, Sr.
Larry Webster	Maryland	6-5, 268, Sr.
Mike Jamalovich	Maryland	6-2, 235, Jr.
Jerrell Williams	Georgia Tech	6-0, 230, Sr.
Eric Gash	North Carolina	6-2, 223, Sr.
Chris Slade	Virginia	6-5, 225, Jr.
Mike Reid	N.C. State	6-2, 219, So.
Greg Jeffries	Virginia	5-9, 184, Jr.
Keith Lyle	Virginia	6-2, 198, Jr.
Tommy Smith	North Carolina	5-11, 188, Jr.
Scott McAlister	North Carolina	6-3, 217, Sr.

95

REVIEW

1991 ACC

STATISTICS

Individual

RUSHING YARDS PER GAME

PLAYER	SCHOOL	NCAA	G	ATT	YARDS	AVG	TD	YARDS/GAME
Natrone Means	North Carolina	17	10	201	1,030	5.1	11	103.0
Terry Kirby	Virginia	46	11	164	887	5.4	7	80.6
Jimmy Lincoln	Georgia Tech		12	199	913	4.6	2	76.1
Anthony Barbour	N.C. State		11	124	769	6.2	3	69.9
Rodney Blunt	Clemson		11	160	706	4.4	4	64.2
Nikki Fisher	Virginia		11	131	658	5.0	1	59.8
Randy Jordan	North Carolina		11	124	618	5.0	7	56.2
John Leach	Wake Forest		10	104	503	4.8	2	50.3
Anthony Williams	Wake Forest		11	139	523	3.8	4	47.6
Rudy Harris	Clemson		11	99	441	4.5	9	40.1

RECEPTIONS PER GAME

PLAYER	SCHOOL	NCAA	G	CATCHES	YARDS	AVG	TD	CATCHES/GAME
John Henry Mills	Wake Forest	27	11	51	559	11.0	1	4.6
Terry Smith	Clemson	49	11	45	758	16.8	6	4.1
Frank Wycheck	Maryland	49	11	45	438	9.7	1	4.1
Corey Holliday	North Carolina		11	40	504	12.6	2	3.6
Chris Brown	Duke		11	38	302	7.9	3	3.5
Terry Kirby	Virginia		11	37	406	11.0	2	3.4
Todd Dixon	Wake Forest		11	35	695	19.9	7	3.2
Walter Jones	Duke		10	31	518	16.7	6	3.1
Charles Davenport	N.C. State		11	33	558	16.9	4	3.0
Greg Lester	Georgia Tech		12	35	676	19.3	5	2.9

RECEIVING YARDS PER GAME

PLAYER	SCHOOL	NCAA	G	CATCHES	YARDS	AVG	TD	YARDS/GAME
Terry Smith	Clemson	34	11	45	758	16.8	6	68.9
Todd Dixon	Wake Forest	46	11	35	695	19.9	7	63.2
Greg Lester	Georgia Tech		12	35	676	19.3	5	56.3
Walter Jones	Duke		10	31	518	16.7	6	51.8
John Henry Mills	Wake Forest		11	51	559	11.0	1	50.8
Charles Davenport	N.C. State		11	33	558	16.9	4	50.7
Corey Holliday	North Carolina		11	40	504	12.6	2	45.8
Tyrone Davis	Virginia		11	19	465	24.5	5	42.3
Larry Holmes	Virginia		11	27	462	17.1	8	42.0
Frank Wycheck	Maryland		11	45	438	9.7	1	39.8

PASSING EFFICIENCY

PLAYER	SCHOOL	NCAA	G	ATT	COMP	PCT	YARDS	TD	INT	PTS
Matt Blundin	Virginia	4	9	224	135	.603	1,902	19	0	159.6
DeChane Cameron	Clemson	42	11	193	111	.575	1,478	5	7	123.1
Dave Brown	Duke		11	437	230	.526	2,794	20	15	114.6
Shawn Jones	Georgia Tech		12	339	178	.525	2,286	11	18	109.2
Keith West	Wake Forest		11	296	153	.517	1,969	9	18	105.4
Jim Sandwisch	Maryland		11	291	142	.488	1,499	6	12	90.6

96

'91 REVIEW

TOTAL OFFENSE

PLAYER	SCHOOL	NCAA	G	RUN	PASS	PLAYS	TOTAL	YARDS /PLAY	TD	YARDS /GAME
Dave Brown	Duke	7	11	57	2,794	527	2,851	5.4	25	259.2
Shawn Jones	Georgia Tech	19	12	361	2,286	453	2,647	5.8	18	220.6
Matt Blundin	Virginia	23	9	10	1,902	254	1,912	7.5	20	212.4
Keith West	Wake Forest	48	11	-66	1,969	347	1,903	5.5	9	173.0
DeChane Cameron	Clemson	50	11	392	1,478	308	1,870	6.1	9	170.0
Jim Sandwisch	Maryland	11	11	-101	1,499	354	1,402	4.0	6	127.5
Natrone Means	North Carolina	10	10	1,030	0	201	1,030	5.1	11	103.0
Terry Kirby	Virginia	11	11	887	0	164	887	5.4	7	80.6

ALL-PURPOSE YARDAGE

PLAYER	SCHOOL	NCAA	G	RUN	REC	PR	KOR	TOT YARDS	TOT PLAYS	YARDS /PLAY	YARDS /GAME
Natrone Means	North Carolina	33	10	1,030	178	0	0	1,208	224	5.4	120.8
Terry Kirby	Virginia	36	11	887	406	0	0	1,293	201	6.4	117.6
Eric Blount	North Carolina	50	11	28	139	394	679	1,240	70	17.7	112.7
John Leach	Wake Forest	11	11	503	271	0	272	1,046	142	7.4	104.6
Anthony Barbour	N.C. State	11	11	769	0	0	361	1,130	137	8.3	102.7
Brod Beedlove	Duke	10	10	0	399	105	420	924	51	18.1	92.4
Jimmy Lincoln	Georgia Tech	12	12	913	123	0	0	1,036	217	4.8	86.3
Anthony Williams	Wake Forest	11	11	523	8	0	353	884	162	5.5	80.4

SCORING

PLAYER	SCHOOL	NCAA	G	TOT TDs	TDR	TDP	FG	PAT	PTS	AVG
Nelson Welch	Clemson	26	11	0	0	0	17-26	30-34	81	7.36
Natrone Means	North Carolina	36	10	11	11	0	0	0	66	6.60
Michael Husted	Virginia	37	11	0	0	0	11-17	39-39	72	6.55
Clint Gwaltney	North Carolina	11	11	0	0	0	11-16	32-32	64	5.82
Damon Hartman	N.C. State	11	11	0	0	0	12-22	26-28	62	5.64
Mike Green	Wake Forest	11	11	0	0	0	14-19	19-21	61	5.55
Scott Sisson	Georgia Tech	12	12	0	0	0	11-17	30-31	63	5.25
Terry Kirby	Virginia	11	11	9	7	2	0	0	54	4.91
Randy Jordan	North Carolina	11	11	9	7	2	0	0	54	4.91

FIELD GOALS

PLAYER	SCHOOL	NCAA	G	FGM	FGA	LG	PCT	FG/GAME
Nelson Welch	Clemson	4	11	17	26	47	.654	1.55
Mike Green	Wake Forest	13	11	14	19	44	.737	1.27
Damon Hartman	N.C. State	22	11	12	22	46	.545	1.09
Clint Gwaltney	North Carolina	32	11	11	16	41	.688	1.00
Michael Husted	Virginia	32	11	11	17	47	.647	1.00
Scott Sisson	Georgia Tech	44	12	11	17	51	.647	1.00
Dan DeArmas	Maryland	11	11	7	9	50	.778	0.64
Randy Gardner	Duke	11	11	7	12	45	.583	0.64

PUNTING

PLAYER	SCHOOL	NCAA	NO	YDS	BLK	LG	AVG
Ed Gano	Virginia	17	47	1,975	0	72	42.0
Dan DeArmas	Maryland	36	90	3,615	0	60	40.2
Jason Bender	Georgia Tech	43	45	1,780	0	60	39.6
Tim Kilpatrick	N.C. State	48	59	2,322	0	52	39.4
Kim Sheek	Wake Forest	49	49	1,918	0	58	39.1
Scott McAlister	North Carolina	58	58	2,262	0	63	39.0
Chuck Lynch	Clemson	50	50	1,808	1	50	36.2

97

KICKOFF RETURNS

PLAYER	SCHOOL	NCAA	G	NO	YARDS	LG	TD	AVG
Eric Blount	North Carolina	5	11	25	679	76	1	27.2
Brad Breedlove	Duke	12	10	17	420	65	0	24.7
Kevin Tisdell	Georgia Tech		11	27	513	48	0	19.0
John Leach	Wake Forest		10	15	269	26	0	17.9
Anthony Williams	Wake Forest		11	22	353	30	0	16.0

PUNT RETURNS

PLAYER	SCHOOL	NCAA	G	NO	YARDS	LG	TD	AVG
Darnell Stephens	Clemson	8	11	25	352	88	1	14.1
Eric Blount	North Carolina	11	11	31	394	76	1	12.7
George Coghill	Wake Forest	15	11	25	312	86	1	12.5
Robert O'Neal	Clemson	28	11	15	156	35	0	10.4
Willie Clay	Georgia Tech	39	12	48	431	61	1	9.0
Larry Holmes	Virginia	43	11	26	219	47	0	8.4
Ledell George	N.C. State	45	11	40	328	28	0	8.2
Brad Breedlove	Duke		10	15	105	17	0	7.0

INTERCEPTIONS

PLAYER	SCHOOL	NCAA	G	NO	YARDS	LG	TD	INT/GAME
Willie Clay	Georgia Tech	3	12	9	66	40	1	.75
Sebastian Savage	N.C. State	20	11	5	102	99	1	.45
George Coghill	Wake Forest		11	4	12	12	0	.36

TACKLE LEADERS

NO	PLAYER	SCHOOL	G	SOLO	ASSIST	TFL-YARDS	SACK-YARDS	TOT	TKLS/GAME
1.	Mike Jamolowich	Maryland	11	77	76	3- 3	0	153	13.91
2.	Darnell Spells	Duke	11	73	51	1- 4	0	124	11.27
3.	Tommy Thigpen	North Carolina	10	60	46	7- 40	3- 27	106	10.60
4.	Mark Allen	Duke	11	61	55	2- 5	0	116	10.54
5.	Billy Ray Haynes	N.C. State	10	46	56	2- 3	1- 12	102	10.20
6.	Jerrell Williams	Georgia Tech	11	24	42	4- 6	0	107	9.73
7.	Ed McDaniel	Clemson	11	67	39	9- 19	0	106	9.64
8.	Eugene Rodgers	Virginia	10	60	36	3- 7	0	96	9.60
9.	Maurice Miller	Wake Forest	10	63	28	1- 6	1- 6	91	9.10
10.	Rob Bodine	Clemson	11	66	33	27-111	7.5- 62	99	9.00
11.	Chris Slade	Virginia	11	30	69	21-116	11-100	99	9.00
12.	Scott Shelhamer	Wake Forest	10	42	46	4- 7	0	88	8.80
13.	David Merritt	N.C. State	10	36	49	4- 9	0	85	8.50
14.	P.J. Killion	Virginia	11	70	23	12- 60	3.5- 27	93	8.45
15.	Dave Marrone	Maryland	11	48	44	1- 6	0	92	8.36

QUARTERBACK SACKS: 1-Coleman Rudolph, Georgia Tech (13); 2-Chris Slade, Virginia (11); 3-Marco Coleman, Georgia Tech & Michael McCrary, Wake Forest (10); 5-Rob Bodine, Clemson & Matt Quigley, Virginia (7.5).

TACKLES FOR LOSS: 1-Rob Bodine, Clemson (27); 2-Chris Slade, Virginia & Marco Coleman, Georgia Tech (21); 4-Coleman Rudolph, Georgia Tech (20); 5-Michael McCrary, Wake Forest (16).

PASSES BROKEN UP: 1-Mike Reid, N.C. State (14); 2-Robert O'Neal, Clemson & Willie Clay, Georgia Tech (11); 4-Curley Day, Georgia Tech & Bill Inge, Maryland (8).

98

'91

REVIEW

STATISTICS

Team

TOTAL OFFENSE

SCHOOL	NCAA	PLAYS	YARDS	PP	TD	YARDS /GAME
Clemson	25	838	4507	5.4	37	409.7
Virginia	29	731	4396	6.0	40	399.6
Georgia Tech	36	905	4651	5.1	33	387.6
N.C. State		819	3870	4.7	32	351.8
North Carolina		785	3827	4.9	36	347.9
Duke		784	3806	4.9	30	346.0
Wake Forest		719	3639	5.1	22	330.8
Maryland		762	2986	3.9	17	271.5

RUSHING OFFENSE

SCHOOL	NCAA	ATT	YARDS	PC	TD	YARDS /GAME
Clemson	8	614	2813	4.6	28	255.7
Virginia	34	462	2063	4.5	16	187.6
North Carolina	35	514	2045	4.0	24	185.9
Georgia Tech	46	537	2104	3.9	18	175.3
N.C. State		508	1794	3.5	18	163.1
Wake Forest		389	1389	3.6	8	126.3
Maryland		399	1171	2.9	10	106.5
Duke		334	919	2.8	8	83.6

PASSING OFFENSE

SCHOOL	NCAA	COMP-ATT	YARDS	PCT	TD	PG
Duke	12	236-450	2887	.524	20	262.5
Georgia Tech	34	192-368	2547	.522	13	212.3
Virginia	35	162-269	2333	.602	22	212.1
Wake Forest	39	170-330	2250	.515	12	204.6
N.C. State	50	157-311	2076	.505	10	188.7
Maryland		168-363	1815	.463	7	165.0
North Carolina		163-271	1782	.601	9	162.0
Clemson		125-224	1694	.558	8	154.0

SCORING OFFENSE

SCHOOL	NCAA	TD	XP	CV	FG	S	PTS	PG
Virginia	25	40	40	0	11	0	313	28.5
Clemson	31	37	31	0	17	0	304	27.6
North Carolina	35	36	33	0	11	0	282	25.6
N.C. State	43	33	26	2	14	0	270	24.5
Georgia Tech		33	30	0	11	2	265	22.1
Duke		30	28	1	7	0	231	21.0
Wake Forest		22	19	1	14	0	195	18.0
Maryland		17	15	0	7	0	138	12.6

KICKOFF RETURNS

SCHOOL	NCAA	NO	YARDS	LG	TD	AVG
N.C. State	6	34	815	54	0	24.0
North Carolina	14	35	767	93	1	21.9
Virginia	23	24	500	90	1	20.8
Duke	36	45	916	65	0	20.4
Clemson	46	26	516	98	0	19.9
Maryland		49	895	34	0	18.3
Georgia Tech		34	595	87	0	17.5
Wake Forest		43	747	51	0	17.4

TOTAL DEFENSE

SCHOOL	NCAA	PLAYS	YARDS	PP	TD	YARDS /GAME
Clemson	4	710	2895	4.1	17	263.2
Georgia Tech	8	830	3333	4.0	25	277.8
N.C. State	17	710	3346	4.7	23	304.2
North Carolina	23	758	3491	4.6	25	317.4
Virginia	35	795	3558	4.5	13	323.5
Duke		796	4214	5.3	35	383.1
Wake Forest		834	4501	5.4	39	409.2
Maryland		852	4582	5.4	35	416.6

RUSHING DEFENSE

SCHOOL	NCAA	ATT	YARDS	PC	TD	YARDS /GAME
Clemson	1	360	587	1.6	5	53.4
Georgia Tech	14	462	1344	2.9	10	112.0
N.C. State	18	381	1349	3.5	12	122.6
North Carolina	19	437	1352	3.1	7	122.9
Virginia		528	2046	3.9	12	186.0
Duke		498	2077	4.2	30	188.8
Maryland		534	2098	3.9	18	190.7
Wake Forest		534	2135	4.0	22	194.1

PASSING EFFICIENCY DEFENSE

SCHOOL	NCAA	COMP-ATT	YARDS	PCT	TD	RAT
Virginia	6	137-267	1512	.513	1	91.1
Georgia Tech	9	178-368	1989	.484	12	94.7
N.C. State	20	175-329	1997	.582	10	103.3
Clemson	29	171-353	2308	.478	12	108.0
North Carolina		171-321	2139	.533	16	120.1
Duke		170-298	2137	.570	13	120.3
Maryland		180-318	2484	.566	13	130.7
Wake Forest		185-300	2366	.617	15	138.4

SCORING DEFENSE

SCHOOL	NCAA	TD	XP	CV	FG	S	PTS	PG
Virginia	4	13	11	0	10	0	119	10.8
Clemson	10	17	16	0	10	0	148	13.5
Georgia Tech	23	25	19	2	8	0	197	16.4
N.C. State	26	23	23	0	8	0	185	16.8
North Carolina	30	25	21	2	8	0	199	18.1
Duke		35	27	2	13	0	280	25.5
Wake Forest		39	36	0	10	0	300	27.3
Maryland		35	33	0	20	0	303	27.6

PUNT RETURNS

SCHOOL	NCAA	NO	YARDS	LG	TD	AVG
North Carolina	8	33	426	76	2	13.1
Clemson	13	45	545	89	1	12.1
Wake Forest	17	30	344	86	1	11.5
Georgia Tech	33	53	507	61	1	9.6
Virginia	44	28	247	47	0	8.8
N.C. State		46	356	28	0	7.7
Duke		20	147	19	0	7.4
Maryland		25	164	20	0	6.6

THIRD DOWN CONVERSION OFFENSE

SCHOOL	G	CONV	ATT	PCT
Virginia	11	72	157	.459
North Carolina	11	78	176	.449
Maryland	11	67	151	.444
Clemson	11	67	165	.406
Georgia Tech	12	72	187	.385
Duke	11	62	167	.371
N.C. State	11	67	188	.356
Wake Forest	11	56	158	.354

THIRD DOWN CONVERSION DEFENSE

SCHOOL	G	CONV	ATT	PCT
Clemson	11	51	175	.291
N.C. State	11	46	153	.301
Georgia Tech	12	76	200	.380
North Carolina	11	64	167	.383
Virginia	11	71	178	.399
Duke	11	82	184	.446
Wake Forest	11	82	176	.466
Maryland	11	85	160	.531

NET PUNTING

SCHOOL	NCAA	PUNTS-AVG	RET-YARDS	NET
N.C. State	47	67-38.5	33-257	34.7
Virginia	49	49-40.3	27-280	34.6
North Carolina		60-38.8	28-273	34.3
Duke		60-36.6	22-134	34.3
Wake Forest		57-39.5	35-304	34.1
Clemson		51-35.7	18-86	34.0
Maryland		90-40.2	53-637	33.1
Georgia Tech		71-36.7	32-357	31.7

KICKOFF RETURN COVERAGE

SCHOOL	NO	YDS	TD	AVG
N.C. State	48	830	0	17.3
Georgia Tech	40	768	0	19.2
Wake Forest	33	634	0	19.2
Virginia	36	700	0	19.4
Clemson	49	1,010	0	20.6
Duke	31	642	0	20.7
North Carolina	44	923	0	21.0
Maryland	20	457	0	22.9

QUARTERBACK SACKS

SCHOOL	SACKS	YARDS	SACKS/GAME
Georgia Tech	45	296	4.1
Clemson	40	284	3.6
Virginia	30	212	2.7
North Carolina	27	207	2.5
Duke	25	106	2.3
Wake Forest	22	178	2.0
N.C. State	22	132	2.0
Maryland	21	113	1.9

TURNOVER RATIO

SCHOOL	NCAA	TO LOST	TO GAIN	DIF	RATIO
N.C. State	4	17	35	+18	+1.64
Virginia	26	15	21	+6	+0.55
North Carolina	44	19	21	+2	+0.18
Duke		31	32	+1	+0.09
Maryland		24	23	-1	-0.09
Wake Forest		27	21	-6	-0.55
Clemson		26	19	-7	-0.64
Georgia Tech		37	29	-8	-0.67

TIME OF POSSESSION

SCHOOL	FOR	OPP	DIFF
N.C. State	33:03	26:57	+6:06
Clemson	33:01	26:59	+6:02
Georgia Tech	30:54	29:06	+1:48
North Carolina	29:52	30:08	-0:16
Virginia	29:23	30:37	-1:14
Duke	27:03	32:57	-5:54
Maryland	27:01	32:59	-5:58
Wake Forest	26:39	33:21	-6:42

PENALTY YARDAGE

SCHOOL	G	NO	YARDS	AVG
N.C. State	11	47	385	35.0
Wake Forest	11	52	414	37.6
Duke	11	49	423	38.5
Virginia	11	56	466	42.4
North Carolina	11	57	476	43.3
Clemson	11	55	491	44.6
Georgia Tech	12	76	594	49.5
Maryland	11	67	610	55.5

FIRST DOWNS PER GAME

SCHOOL	RUN	PASS	PEN	TOT	AVG
Clemson	153	74	7	234	21.3
Virginia	107	103	13	223	20.3
Georgia Tech	120	110	10	240	20.0
Duke	72	128	11	211	19.2
North Carolina	120	83	7	210	19.1
N.C. State	95	100	12	208	18.9
Wake Forest	79	90	7	176	16.0
Maryland	82	74	13	169	15.4

FIRST DOWNS ALLOWED PER GAME

SCHOOL	RUN	PASS	PEN	TOT	AVG
Clemson	46	94	8	148	13.5
N.C. State	82	89	2	173	15.7
Georgia Tech	89	92	9	190	15.8
Virginia	130	59	9	198	18.0
North Carolina	92	88	18	198	18.0
Duke	106	98	7	211	19.2
Maryland	113	106	17	236	21.5
Wake Forest	126	107	8	241	21.9

100

19