


COLLEGE  
FOOTBALL





1991 FINAL

# NCAA STATISTICAL

## Leaders

### Individual

#### PASSING EFFICIENCY (Minimum 15 att. per game)

RANK	PLAYER, TEAM	ATT	COMP	YARDS	TD	RATING POINTS
1.	Elvis Grbac, Michigan	228	152	1,955	24	169.0
2.	Ty Detmer, Brigham Young	403	249	4,031	35	168.5
3.	Jeff Garcia, San Jose St.	160	99	1,519	12	160.1
4.	Matt Blundin, Virginia	224	135	1,902	19	159.6
5.	Troy Kopp, Pacific	449	275	3,767	37	151.8

#### TOTAL OFFENSE

RANK	PLAYER, TEAM	PLAYS	YARDS	YDS/GAME
1.	Ty Detmer, Brigham Young	478	4,001	333.42
2.	David Klingler, Houston	589	3,226	322.60
3.	Troy Kopp, Pacific	496	3,686	307.17
4.	Jeff Blake, East Carolina	445	3,182	289.27
5.	Gino Torretta, Miami (Fla.)	420	3,155	286.82

#### RUSHING

RANK	PLAYER, TEAM	CARRIES	YARDS	AVG	YARDS /GAME
1.	Marshall Faulk, San Diego St.	201	1,429	7.1	158.78
2.	Vaughn Dunbar, Indiana	336	1,699	5.1	154.45
3.	Trevor Cobb, Rice	360	1,692	4.7	153.82
4.	Jason Davis, Louisiana Tech	244	1,351	5.5	135.10
5.	Chris Hughley, Tulsa	267	1,326	5.0	132.60

#### ALL-PURPOSE RUNNERS

RANK	PLAYER, TEAM	RUSH	REC	PR	KOR	YARDS	YARDS /GAME
1.	Ryan Benjamin, Pacific	1,581	612	4	798	2,995	249.58
2.	Vaughn Dunbar, Indiana	1,699	252	0	262	2,213	201.18
3.	Marshall Faulk, San Diego St.	1,429	201	0	33	1,663	184.78
4.	Trevor Cobb, Rice	1,692	136	0	16	1,844	167.64
5.	Corey Hanis, Vanderbilt	1,103	283	0	445	1,831	166.45

#### RECEPTIONS PER GAME

RANK	PLAYER, TEAM	G	CATCHES	YARDS	CATCHES /GAME
1.	Fred Gilbert, Houston	11	106	957	9.64
2.	Aaron Turner, Pacific	11	92	1,604	8.36
3.	Marcus Grant, Houston	11	78	1,262	7.09
4.	Wilbert Ursin, Tulane	11	70	969	6.36
5.	Carl Winston, New Mexico	12	76	1,177	6.33

#### RECEIVING YARDS PER GAME

RANK	PLAYER, TEAM	G	CATCHES	YARDS	YARDS /GAME
1.	Aaron Turner, Pacific	11	92	1,604	145.82
2.	Marcus Grant, Houston	11	78	1,262	114.73
3.	Greg Primus, Colorado St.	11	67	1,081	98.27
4.	Ryan Yarborough, Wyoming	11	53	1,081	98.27
5.	Carl Winston, New Mexico	12	76	1,177	98.08

#### SCORING

RANK	PLAYER, TEAM	TD	XP	FG	POINTS /GAME
1.	Marshall Faulk, San Diego St.	23	2	0	140 15.56
2.	Desmond Howard, Michigan	23	0	0	138 12.55
3.	Tommy Vardell, Stanford	20	0	0	120 10.91
4.	Jerome Bettis, Notre Dame	20	0	0	120 10.00
5.	Aaron Turner, Pacific	18	0	0	108 9.82

#### FIELD GOALS

RANK	PLAYER, TEAM	FGA	FG	PCT	FG/ GAME
1.	Doug Brien, California	28	19	.679	1.73
2.	Dan Eichloff, Kansas	24	18	.750	1.64
3.	Jason Elam, Hawaii	24	19	.792	1.58
4.	Carlos Huerta, Miami (Fla.)	21	17	.810	1.55
	John Bishop, Syracuse	22	17	.773	1.55
	Nelson Welch, Clemson	26	17	.654	1.55
	Lin Elliott, Texas Tech	26	17	.654	1.55

#### PUNTING (Minimum 3.6 per game)

RANK	PLAYER, TEAM	NO	AVG
1.	Mark Bounds, Texas Tech	53	46.81
2.	Jason Christ, Air Force	50	45.66
3.	Pete Roether, Arkansas	65	43.63
4.	Shayne Edge, Florida	46	43.28
5.	Charles Longston, Houston	52	43.19

#### INTERCEPTIONS

RANK	PLAYER, TEAM	G	NO	YARDS	TD	INT/ GAME
1.	Terrell Buckley, Florida St.	12	12	238	2	1.00
2.	Carlton Gray, UCLA	11	10	119	1	.91
3.	Willie Clay, Georgia Tech	12	9	66	1	.75
4.	Ray Buchanan, Louisville	11	8	89	0	.73
	Tracy Saul, Texas Tech	11	8	79	0	.73

#### PUNT RETURNS (Minimum 1.2 per game)

RANK	PLAYER, TEAM	NO	YARDS	TD	AVG
1.	Bo Campbell, Virginia Tech	15	273	0	18.20
2.	Desmond Howard, Michigan	15	261	1	17.40
3.	David Palmer, Alabama	24	386	3	16.08
4.	Kevin Williams, Miami (Fla.)	36	560	3	15.56
5.	James McMillion, Iowa St.	17	251	0	14.76

#### KICKOFF RETURNS (Minimum 1.2 per game)

RANK	PLAYER, TEAM	NO	YARDS	TD	AVG
1.	Fred Montgomery, New Mexico St.	25	734	1	29.36
2.	Ronald Rice, Eastern Michigan	11	319	0	29.00
3.	Jeff Snyder, Hawaii	18	495	0	27.50
4.	Courtney Hawkins, Michigan St.	20	548	0	27.40
5.	Eric Blount, North Carolina	25	679	1	27.16

115

## SEMINOLE SIDELINE

While Florida State's annual games with its in-state rivals always gather national attention, the truth is the Seminoles have a national schedule. Over the years, FSU teams have faced schools from every region of the United States. In 45 seasons of college football, Florida State has played teams from 30 different states, as well as the District of Columbia. Last year alone, FSU traveled West to play Brigham Young in the Disneyland Pigskin Classic, visited the Midwest to battle Michigan, played host to Syracuse from the Northeast and finished its season in the Southwest against Texas A&M in Dallas.

116

## Team

### TURNOVER MARGIN

RANK TEAM	TURNOVERS GAINED			TURNOVERS LOST			MARGIN /GAME
	FUM	INT	TOTAL	FUM	INT	TOTAL	
1. Penn State	16	26	42	13	7	20	1.83
2. Washington	18	21	39	8	12	20	1.73
3. Florida State	12	25	37	6	11	17	1.67
4. North Carolina State	17	18	35	8	9	17	1.64
East Carolina	16	18	34	6	10	16	1.64

### TOTAL OFFENSE

RANK TEAM	PLAYS	YARDS	YARDS /GAME
1. Fresno State	922	5,961	541.91
2. Pacific	871	6,135	511.25
3. Nebraska	800	5,571	506.45
4. San Jose State	813	5,279	479.91
5. Brigham Young	837	5,754	479.50

### SCORING OFFENSE

RANK TEAM	GAMES	POINTS	AVG
1. Fresno State	11	486	44.2
2. Washington	11	461	41.9
3. Nebraska	11	454	41.3
4. California	11	406	36.9
Michigan	11	406	36.9
6. Florida State	12	439	36.6

### RUSHING OFFENSE

RANK TEAM	CARRIES	YARDS	YARDS /GAME
1. Nebraska	595	3,885	353.2
2. Air Force	760	4,057	338.1
3. Fresno State	613	3,303	300.3
4. Army	701	3,222	292.9
5. Hawaii	626	3,416	284.7

### PASSING OFFENSE

RANK TEAM	ATT	COMP	YARDS	YARDS /GAME
1. Houston	591	330	4,101	372.8
2. Brigham Young	420	257	4,125	343.8
3. Pacific	500	300	4,114	342.8
4. Florida	390	235	3,393	308.5
5. East Carolina	414	229	3,379	307.2

### TOTAL DEFENSE

RANK TEAM	PLAYS	YARDS	YARDS /GAME
1. Texas A&M	683	2,446	222.4
2. Washington	730	2,608	237.1
3. Texas	769	2,848	258.9
4. Clemson	718	2,895	263.2
5. Miami (Ohio)	747	2,980	270.9

### SCORING DEFENSE

RANK TEAM	GAMES	POINTS	AVG
1. Miami (Florida)	11	100	9.1
2. Washington	11	101	9.2
3. Alabama	11	118	10.7
4. Virginia	11	119	10.8
5. Miami (Ohio)	11	140	12.7

### RUSHING DEFENSE

RANK TEAM	CARRIES	YARDS	YARDS /GAME
1. Clemson	360	587	53.4
2. Washington	390	738	67.1
3. Florida State	398	994	82.8
4. Texas A&M	393	946	86.0
5. Penn State	408	1,120	93.3

### PASS EFFICIENCY DEFENSE

RANK TEAM	ATT	COMP	YARDS	TD	INT	POINTS
1. Texas	304	115	1,513	7	15	77.4
2. Texas A&M	290	129	1,500	6	14	85.1
3. Washington	340	156	1,870	6	21	85.6
4. Miami (Florida)	346	175	1,724	7	19	88.1
5. Penn State	397	172	2,246	13	26	88.6

### PUNT RETURNS

RANK TEAM	NO	YARDS	AVG
1. Alabama	28	474	16.9
2. Michigan	20	316	15.8
3. Iowa State	20	299	14.9
4. Miami (Florida)	43	622	14.5
5. Texas A&M	32	430	13.4

### KICKOFF RETURNS

RANK TEAM	NO	YARDS	AVG
1. New Mexico State	46	1,158	25.2
2. Utah State	39	960	24.6
3. Florida	27	652	24.1
4. Hawaii	45	1,086	24.1
5. Syracuse	31	748	24.1

### NET PUNTING

RANK TEAM	PUNTS	AVG	NO RET	YDS RET	NET AVG
1. Texas Tech	55	46.0	28	295	40.6
2. Utah State	57	42.7	24	207	39.1
3. Air Force	51	44.8	30	295	39.0
4. Purdue	59	43.2	32	257	38.8
5. Houston	53	42.6	27	200	38.8

COLLEGE

# ALL-TIME Leaders

## TOTAL OFFENSE

### ■ CAREER YARDS

PLAYER	TEAM	YEARS	PLAYS	YARDS			AVG
				RUSH	PASS	TOTAL	
1. Ty Detmer	Brigham Young	88-91	*1,795	-366	*15,031	*14,665	8.17
2. Doug Flutie	Boston College	81-84	1,558	738	10,579	11,317	7.26
3. Todd Santos	San Diego State	84-87	1,722	-912	11,425	10,513	6.11
4. Kevin Sweeney	Fresno State	82-86	1,700	-371	10,623	10,252	6.03
5. Brian McClure	Bowling Green	82-85	1,630	-506	10,280	9,774	6.00

### ■ SEASON YARDS

PLAYER	TEAM	YEAR	GAMES	PLAYS	YARDS			AVG
					RUSH	PASS	TOTAL	
1. David Klingler	Houston	90	11	704	81	5,140	*5,221	7.42
2. Ty Detmer	Brigham Young	90	12	635	-166	5,188	5,022	7.91
3. Andre Ware	Houston	89	11	628	-38	4,699	4,661	7.42
4. Jim McMahon	Brigham Young	80	12	540	56	4,571	4,627	8.57
5. Ty Detmer	Brigham Young	89	12	497	-127	4,560	4,433	@8.92

## RUSHING

### ■ CAREER YARDS

PLAYER	TEAM	YEARS	PLAYS	YARDS	AVG	LONG
1. Tony Dorsett	Pittsburgh	73-76	1,074	*6,082	5.66	73
2. Charles White	Southern Cal	76-79	1,023	5,598	5.47	79
3. Herschal Walker	Georgia	80-82	994	5,259	5.29	76
4. Archie Griffin	Ohio State	72-75	845	5,177	††6.13	75
5. Darren Lewis	Texas A&M	87-90	909	5,012	5.51	84

### ■ SEASON YARDS

PLAYER	TEAM	YEAR	GAMES	PLAYS	YARDS	AVG
1. Barry Sanders	Oklahoma State	88	11	344	*2,628	-7.64
2. Marcus Allen	Southern Cal	81	11	*403	2,342	5.81
3. Mike Rozier	Nebraska	83	12	275	2,148	#7.81
4. Tony Dorsett	Pittsburgh	76	11	338	1,948	5.76
5. Lorenzo White	Michigan State	85	11	386	1,908	4.94

## PASSING

### ■ CAREER PASSING EFFICIENCY (Minimum 500 Completions)

PLAYER	TEAM	YEARS	ATT	COMP	INT	PCT	YARDS	TD	PTS
1. Ty Detmer	Brigham Young	88-91	1,530	958	65	.626	15,031	*121	*162.7
2. Jim McMahon	Brigham Young	77-78, 80-81	1,060	653	34	.616	9,536	84	156.9
3. Steve Young	Brigham Young	81-83	908	592	33	**652	7,733	56	149.8
4. Robbie Bosco	Brigham Young	83-85	997	638	36	.640	8,400	66	149.4
5. Chuck Long	Iowa	81-85	1,072	692	46	^646	9,210	64	147.8

### ■ SEASON PASSING EFFICIENCY (Minimum 15 Attempts Per Game)

PLAYER	TEAM	YEAR	G	ATT	COMP	INT	PCT	YARDS	TD	PTS
1. Jim McMahon	Brigham Young	#80	12	445	284	18	.638	*4,571	*47	*176.9
2. Ty Detmer	Brigham Young	89	12	412	265	15	.643	4,560	32	175.6
3. Jerry Rhome	Tulsa	#64	10	326	224	4	.687	2,870	32	172.6
4. Elvis Grbac	Michigan	91	11	228	152	5	.667	1,955	24	169.0
5. Ty Detmer	Brigham Young	91	12	403	249	12	.618	4,031	35	168.5

### ■ CAREER YARDS

PLAYER	TEAM	YEARS	ATT	COMP	INT	PCT	YARDS	TD	PTS
1. Ty Detmer	Brigham Young	88-91	*1,530	*958	65	.626	*15,031	121	76
2. Todd Santos	San Diego State	84-87	1,484	910	57	.613	11,425	70	84
3. Kevin Sweeney	Fresno State	82-86	1,336	731	48	.547	10,623	66	95
4. Doug Flutie	Boston College	81-84	1,270	677	54	.533	10,579	67	80
5. Brian McClure	Bowling Green	82-85	1,427	900	58	.631	10,280	63	90

### ■ SEASON YARDS

PLAYER	TEAM	YEAR	G	ATT	COMP	INT	PCT	YARDS	TD
1. Ty Detmer	Brigham Young	90	12	562	361	28	.642	*5,188	41
2. David Klingler	Houston	90	11	*643	*374	20	.582	5,140	*54
3. Andre Ware	Houston	89	11	578	365	15	.631	4,699	46
4. Jim McMahon	Brigham Young	80	12	445	284	18	.638	4,571	47
5. Ty Detmer	Brigham Young	89	12	412	265	15	.643	4,560	32

### ■ SINGLE GAME ATTEMPTS

NO.	PLAYER	TEAM	OPPONENT	DATE
79	Matt Vogler	Texas Christian	Houston	Nov. 3, 1990
76	David Klingler	Houston	Southern Methodist	Oct. 20, 1990
73	Shane Montgomery	North Carolina State	Duke	Nov. 11, 1989
73	Troy Kopp	Pacific	Hawaii	Oct. 27, 1990
72	Matt Vogler	Texas Christian	Texas Tech	Nov. 10, 1990

### ■ SINGLE GAME COMPLETIONS

NO.	PLAYER	TEAM	OPPONENT	DATE
48	David Klingler	Houston	Southern Methodist	Oct. 20, 1990
45	Sandy Schwab	Northwestern	Michigan	Oct. 23, 1982
44	Matt Vogler	Texas Christian	Houston	Nov. 3, 1990
44	Chuck Hartlieb	Iowa	Indiana	Oct. 29, 1988
44	Jim McMahon	Brigham Young	Colorado State	Nov. 7, 1981

## RECEIVING

### ■ CAREER CATCHES

PLAYER	TEAM	YEARS	CATCHES	YARDS	AVG	TD
1. Terance Mathis	New Mexico	85-87, 89	*263	*4,254	16.2	36
2. Mark Templeton	Long Beach State	83-86	262	1,969	7.5	11
3. Howard Twilley	Tulsa	63-65	261	3,343	12.8	32
4. David Williams	Illinois	83-85	245	3,195	13.0	22
5. Marc Zeno	Tulane	84-87	236	3,725	15.8	25

### ■ SEASON CATCHES

PLAYER	TEAM	YEAR	G	CATCHES	YARDS	TD
1. Emmanuel Hozard	Houston	89	11	*142	1,689	*22
2. Howard Twilley	Tulsa	65	10	134	*1,779	16
3. Jason Phillips	Houston	88	11	108	1,444	15
4. Fred Gilbert	Houston	91	11	106	957	7
5. James Dixon	Houston	88	11	102	1,103	11

### ■ CAREER YARDS

PLAYER	TEAM	YEARS	CATCHES	YARDS	AVG	TD
1. Terance Mathis	New Mexico	85-87, 89	*263	*4,254	16.2	36
2. Marc Zeno	Tulane	84-87	236	3,725	15.8	25
3. Ron Sellers	Florida State	66-68	212	3,598	17.0	23
4. Elmo Wright	Houston	68-70	153	3,347	*21.9	34
5. Howard Twilley	Tulsa	63-65	261	3,343	12.8	32

## SCORING

### ■ CAREER POINTS (NON-KICKERS)

PLAYER	TEAM	YEARS	TD	XPT	FG	PTS
1. Anthony Thompson	Indiana	86-89	*65	4	0	*394
2. Tony Dorsett	Pittsburgh	73-76	59	2	0	356
3. Glenn Davis	Army	43-46	59	0	0	354
4. Art Luppino	Arizona	53-56	48	49	0	337
5. Steve Owens	Oklahoma	67-69	556	0	0	5336

## ■ CAREER POINTS (KICKERS)

PLAYER	TEAM	YEARS	PAT	PAT ATT	FG	FG ATT	PTS
1. Roman Anderson	Houston	88-91	*213	217	70	101	*423
2. Carlos Huerta	Miami (Fla.)	88-91	178	181	73	91	397
3. Derek Schmidt	Florida State	84-87	174	178	73	102	393
4. Luis Zendejas	Arizona State	81-84	134	135	78	*105	368
5. Jeff Jaeger	Washington	83-86	118	123	*80	99	358

## ■ SEASON POINTS

PLAYER	TEAM	YEAR	TD	XPT	FG	PTS
1. Barry Sanders	Oklahoma State	88	*39	0	0	*234
2. Mike Razier	Nebraska	83	29	0	0	174
Lydell Mitchell	Penn State	71	29	0	0	174
4. Art Luppino	Arizona	54	24	22	0	166
5. Bobby Reynolds	Nebraska	50	22	25	0	157

## INTERCEPTIONS

### ■ CAREER INTERCEPTIONS

PLAYER	TEAM	YEARS	NO	YARDS	AVG
1. Al Brasky	Illinois	50-52	*29	356	12.3
2. John Provost	Holy Cross	72-74	27	470	17.4
Martin Bayless	Bowling Green	80-83	27	266	9.9
4. Tom Curtis	Michigan	67-69	25	440	17.6
Tony Thurman	Boston College	81-84	25	221	8.8

### ■ SEASON INTERCEPTIONS

PLAYER	TEAM	YEAR	NO	YARDS
1. Al Wanley	Washington	68	*14	130
2. George Shaw	Oregon	51	13	136
3. Terrell Buckley	Florida State	91	12	238
Cornelius Price	Houston	89	12	187
Bob Navaro	Eastern Michigan	89	12	73
Terry Hooge	Georgia	82	12	51

## PUNTING

### ■ CAREER AVERAGE (Minimum 150 Punts)

PLAYER	TEAM	YEARS	NO	YARDS	AVG	LONG
1. Reggie Roby	Iowa	79-82	172	7,849	*45.6	69
2. Greg Montgomery	Michigan State	85-87	170	7,721	45.4	86
3. Tom Tupa	Ohio State	84-87	196	8,854	45.2	75
4. Barry Helton	Colorado	84-87	153	6,873	44.9	68
5. Ray Guy	Southern Miss	70-72	200	8,934	44.7	93


### ■ SEASON AVERAGE

PLAYER	TEAM	YEAR	NO	YARDS	AVG
1. Reggie Roby	Iowa	81	44	2,193	*49.8
2. Kirk Wilson	UCLA	56	30	1,479	49.3
3. Zack Jordan	Colorado	50	38	1,830	48.2
Ricky Anderson	Vanderbilt	84	58	2,793	*48.2
5. Reggie Roby	Iowa	82	52	2,501	48.1

## PUNT RETURNS

### ■ CAREER AVERAGE (Minimum 1.2 Returns Per Game)

PLAYER	TEAM	YEARS	NO	YARDS	TD	AVG	LONG
1. Jack Mitchell	Oklahoma	46-48	39	922	**7	*23.6	70
2. Gene Gibson	Cincinnati	49-50	37	760	4	20.5	75
3. Eddie Mecon	Pacific	49-51	48	907	4	18.9	**100
4. Jackie Robinson	UCLA	39-40	37	694	2	18.8	89
5. Mike Fuller	Auburn	72-74	50	883	3	17.7	63



■ SEASON AVERAGE (Minimum 1.2 Returns Per Game)

PLAYER	TEAM	YEAR	NO	YARDS	AVG
1. Bill Blackstock	Tennessee	51	12	311	*25.9
2. George Sims	Baylor	48	15	375	25.0
3. Gene Derricotte	Michigan	47	14	347	24.8
4. Enroll Tucker	Utah	85	16	389	24.3
George Hoey	Michigan	67	12	291	24.3

KICKOFF RETURNS

■ CAREER AVERAGE (Minimum 1.2 Returns Per Game)

PLAYER	TEAM	YEARS	NO	YARDS	AVG
1. Forrest Hall	San Francisco	46-47	22	796	*36.2
2. Anthony Davis	Southern Cal	72-74	37	1,299	35.1
3. Overton Curtis	Utah State	57-58	32	991	31.0
4. Alvin Taylor	Utah State	66-68	40	1,170	29.3
5. Stan Brown	Purdue	68-70	49	1,412	28.8

■ SEASON AVERAGE (Minimum 1.2 Returns Per Game)

PLAYER	TEAM	YEAR	NO	YARDS	AVG
1. Paul Allen	Brigham Young	61	12	481	*40.1
2. Forrest Hall	San Francisco	46	15	573	**38.2
3. Tony Ball	Tenn-Chattanooga	77	13	473	36.4
4. Raghib Ismail	Notre Dame	=88	12	433	36.1
5. George Marinkov	North Carolina State	54	13	465	35.8

ALL-PURPOSE RUNNING

■ CAREER YARDS

PLAYER	TEAM	YEARS	RUSH	RCV	INT	PR	KOR	YARDS	YDS PP
1. Napoleon McCallum	Navy	81-85	4,179	796	0	858	1,339	*7,172	6.3
2. Darin Nelson	Stanford	77-78, 80-81	4,033	2,368	0	471	13	6,885	7.1
3. Terance Mathis	New Mexico	85-87, 89	329	*4,254	0	115	1,993	6,691	14.6
4. Tony Dasset	Pittsburgh	73-76	*6,082	406	0	0	127	6,615	5.9
5. Paul Palmer	Temple	83-86	4,895	705	0	12	997	6,409	6.1

■ SEASON YARDS

PLAYER	TEAM	YEAR	RUSH	RCV	INT	PR	KOR	YARDS	YDS PP
1. Barry Sanders	Oklahoma State	**88	*2,628	106	0	95	421	*3,250	8.3
2. Ryan Benjamin	Pacific	91	1,581	612	0	4	798	2,995	9.6
3. Mike Pringle	Cal-State Fullerton	**89	1,727	249	0	0	714	2,690	7.6
4. Paul Palmer	Temple	**86	1,866	110	0	0	657	2,633	6.8
5. Marcus Allen	Southern Cal	**81	2,342	217	0	0	0	2,559	5.9

FIELD GOALS

■ CAREER FIELD GOALS

PLAYER	TEAM	YEARS	TOTAL	PCT	-40 YARDS	40+ YARDS	LONG	WON
1. Jeff Joeger	Washington	83-86	*80-99	.808	*59-68	21-31	52	5
2. John Lee	UCLA	82-85	79-92	*.859	54-56	25-36	52	**10
3. Philip Doyle	Alabama	87-90	78-*105	.743	57-61	21-44	53	6
4. Luis Zendejas	Arizona State	81-84	78-*105	.743	53-59	25-46	55	1
5. Kevin Butler	Georgia	81-84	77-98	.786	50-56	27-42	60	7

■ SEASON FIELD GOALS

PLAYER	TEAM	YEARS	TOTAL	PCT	-40 YARDS	40+ YARDS	LONG	WON
1. John Lee	UCLA	84	*29-33	.879	*16-16	13-17	51	5
2. Paul Woodside	West Virginia	82	28-31	.903	23-23	5-8	45	2
3. Luis Zendejas	Arizona State	83	28-37	.757	19-22	9-15	52	1
4. Fuad Reveiz	Tennessee	82	27-31	.871	14-14	13-17	60	2
5. Chuck Nelson	Washington	82	25-26	*.962	22-23	3-3	49	1

\*Record. @Record for minimum of 3,000 yards. ††Record for minimum of 785 carries. \*\*Record for minimum of 875 attempts. †Record for minimum of 1,000 attempts. =Did not score. †Record for minimum of 105 catches. ‡Three-year totals records. ∞Record for minimum of 50 punts.





# BOWL GAMES

## Schedule & Results

DATE	BOWL	SITE
Dec. 18	California	Fresno, Calif.
Dec. 18	Las Vegas	Las Vegas, Nev.
Dec. 25	Aloha	Honolulu, Hawaii
Dec. 29	Copper	Tucson, Ariz.
Dec. 30	Holiday	San Diego, Calif.
Dec. 30	Gator	Jacksonville, Fla.
Dec. 30	Freedom	Anaheim, Calif.
Dec. 31	Independence	Shreveport, La.
Dec. 31	John Hancock	El Paso, Texas
Dec. 31	Liberty	Memphis, Tenn.
Jan. 1	Hall of Fame	Tampa, Fla.
Jan. 1	Blockbuster	Miami, Fla.
Jan. 1	Florida Citrus	Orlando, Fla.
Jan. 1	Cotton	Dallas, Texas
Jan. 1	Fiesta	Tempe, Ariz.
Jan. 1	Rose	Pasadena, Calif.
Jan. 1	Orange	Miami, Fla.
Jan. 1	Sugar	New Orleans, La.
Jan. 2	Peach	Atlanta, Ga.

LAST YEAR'S GAME	
Bowling Green	28
Fresno State	21
New	
Georgia Tech	18
Indiana	24
Brigham Young	13
Oklahoma	48
Tulsa	28
Georgia	24
UCLA	6
Air Force	38
Syracuse	24
Alabama	30
California	37
Florida State	10
Penn State	42
Washington	34
Miami	22
Notre Dame	39
East Carolina	37
Stanford	17
Baylor	0
Iowa	13
Virginia	14
San Diego State	17
Arkansas	15
Illinois	3
Mississippi State	15
Ohio State	17
Colorado	25
Clemson	13
Texas A&M	2
Tennessee	17
Michigan	14
Nebraska	0
Florida	28
N.C. State	34

### 1992 Football Bowl Coalition

■ The Orange, Sugar, Cotton and Fiesta bowls (Tier One) have joined with the Atlantic Coast Conference, The Big East Football Conference and the University of Notre Dame in a partnership to provide the opportunity for the champions of the ACC and the Big East Football conferences and Notre Dame to appear in one of the aforementioned bowl games each year.

In addition, the ACC and the Big East Football champions are guaranteed a spot in the Orange, Sugar, or Cotton Bowl each year.

The current commitments of the conference champions of the Big Eight to the Orange Bowl, Southeastern to the Sugar Bowl and Southwest to the Cotton Bowl remain intact, leaving two additional berths open in the four Tier One coalition bowls.

These two spots will be filled from a pool of "at-large" teams which will include the next best team (as selected by the Tier One coalition bowls) from the following five conferences - Atlantic Coast, The Big East, Big Eight, PAC-10 (whose champion remains committed to the Rose Bowl) and Southwest.

The three at-large teams NOT selected to the Tier One coalition bowls will then be available for selection to the Tier Two bowls (Gator, Blockbuster and John Hancock) of the coalition.

The team selection date for all the bowls involved in the coalition (Tier One and Two) will be following the completion of the SEC championship game on December 5.

**The selection process is as follows:**

1. Whenever Notre Dame, the ACC and the Big East Football champions occupy the number one and two rankings in the final regular season Associated Press poll, they must play the national championship game in the Fiesta Bowl.

2. Whenever the number one or two team in the final regular season Associated Press poll comes from among the ACC champion, the Big East Football champion or Notre Dame, and the host conference champion from among the Sugar, Cotton or Orange Bowl is ranked number one or two, these teams must play one another in the bowl of the host conference champion.

3. Barring the above circumstances, the Orange, Sugar and Cotton bowls will select first in order of the final rankings of their respective host conference champions. Following that selection, the Fiesta Bowl will have two selections from the remaining pool of five teams.

4. Once these selections have been completed, the remaining three "at-large" teams will be available to the Tier Two bowls, which will select one team each in order of per team net payout with the Gator Bowl selecting first, followed by the Blockbuster Bowl and then the John Hancock Bowl.

5. The ACC and Big East Football champions and Notre Dame have the right to pass a Tier One selection for a higher payout, to avoid a rematch of the regular season game or to avoid playing in a particular bowl game for a third consecutive year.

6. A team may pass a selection to a Tier Two bowl only to avoid a rematch of a regular season game or to avoid playing in a particular bowl game for a third consecutive year.

N C A A

# ALL-TIME BOWL

## Records

*This list includes all bowl games played by current Division I teams. Current Division I-A teams Akron and Southwestern Louisiana have not played in a major bowl game. Following is the alphabetical list showing the record of each current Division I-A team in all major bowls.*

TEAM	W	L	T	TEAM	W	L	T
Air Force	6	4	1	Nebraska	14	16	0
Alabama	24	17	3	Nevada-Las Vegas	*1	0	0
Arizona	2	5	1	New Mexico	2	2	1
Arizona State	9	5	1	New Mexico State	2	0	1
Arkansas	9	15	3	North Carolina	6	10	0
Army	2	1	0	North Carolina State	7	6	1
Auburn	12	9	2	Northern Illinois	1	0	0
Ball State	0	1	0	Northwestern	1	0	0
Baylor	7	7	0	Notre Dame	11	6	0
Boston College	3	4	0	Ohio	0	2	0
Bowling Green	1	3	0	Ohio State	11	13	0
Brigham Young	5	10	1	Oklahoma	19	10	1
California	3	7	1	Oklahoma State	9	3	0
Cal-State Fullerton	0	1	0	Oregon	3	5	0
Central Michigan	0	1	0	Oregon State	2	2	0
Cincinnati	1	1	0	Pacific	3	1	1
Clemson	11	7	0	Penn State	17	9	2
Colorado	5	11	0	Pittsburgh	8	10	0
Colorado State	1	1	0	Purdue	4	1	0
Duke	3	4	0	Rice	4	3	0
East Carolina	2	0	0	Rutgers	0	1	0
Eastern Michigan	1	0	0	San Diego State	1	3	0
Florida	8	11	0	San Jose State	4	3	0
Florida State	11	7	2	South Carolina	0	8	0
Fresno State	5	2	0	Southern Cal	23	11	0
Georgia	14	13	3	Southern Methodist	4	6	1
Georgia Tech	17	8	0	Southern Mississippi	2	4	0
Hawaii	0	1	0	Stanford	7	7	1
Houston	7	5	1	Syracuse	7	6	1
Illinois	4	6	0	Temple	1	1	0
Indiana	3	4	0	Tennessee	17	15	0
Iowa	6	5	1	Texas	16	16	2
Iowa State	0	4	0	Texas A&M	11	8	0
Kansas	1	5	0	Texas Christian	4	9	1
Kansas State	0	1	0	Texas-El Paso	5	4	0
Kent State	0	1	0	Texas Tech	4	13	1
Kentucky	5	2	0	Toledo	4	1	0
Long Beach State	0	0	1	Tulane	2	6	0
Louisiana State	11	16	1	Tulsa	4	7	0
Louisiana Tech	0	0	1	UCLA	10	7	1
Louisville	2	1	1	Utah	2	0	0
Maryland	6	9	2	Utah State	0	4	0
Memphis State	1	0	0	Vanderbilt	1	1	1
Miami (Fla.)	10	8	0	Virginia	2	3	0
Miami (Ohio)	5	2	0	Virginia Tech	1	5	0
Michigan	10	13	0	Wake Forest	1	2	0
Michigan State	4	6	0	Washington	12	7	1
Minnesota	2	3	0	Washington State	2	2	0
Mississippi	13	11	0	Western Michigan	0	2	0
Mississippi State	4	3	0	West Virginia	8	7	0
Missouri	8	11	0	Wisconsin	1	5	0
Navy	3	4	1	Wyoming	5	4	0

\* Later lost game by forfeit.

COLLEGE FOOTBALL

# AWARD

## Winners

### HEISMAN MEMORIAL TROPHY

*Honoring the outstanding college football player in the United States, presented by the Downtown Athletic Club of New York.*

YEAR	PLAYER	COLLEGE	POS.
1935	Jay Berwanger	Chicago	HB
1936	Larry Kelley	Yale	E
1937	Clint Frank	Yale	HB
1938	Davey O'Brien	Texas Christian	QB
1939	Nile Kinnick	Iowa	HB
1940	Tom Harmon	Michigan	HB
1941	Bruce Smith	Minnesota	HB
1942	Frank Sinkwich	Georgia	HB
1943	Angelo Bertelli	Notre Dame	QB
1944	Les Horvath	Ohio State	QB
1945	Doc Blanchard*	Army	FB
1946	Glenn Davis	Army	HB
1947	John Lujack	Notre Dame	QB
1948	Doak Walker*	So. Methodist	HB
1949	Leon Hart	Notre Dame	E
1950	Vic Janowicz*	Ohio State	HB
1951	Dick Kazmaier	Princeton	HB
1952	Billy Vessels	Oklahoma	HB
1953	John Lattner	Notre Dame	HB
1954	Alan Ameche	Wisconsin	FB
1955	Howard Cassady	Ohio State	QB
1956	Paul Hornung	Notre Dame	QB
1957	John Crow	Texas A&M	HB
1958	Pete Dawkins	Army	HB
1959	Billy Cannon	Louisiana State	HB
1960	Joe Bellino	Navy	HB
1961	Ernie Davis	Syracuse	HB
1962	Terry Baker	Oregon State	QB
1963	Roger Staubach*	Navy	QB
1964	John Huarte	Notre Dame	QB
1965	Mike Garrett	Southern Cal	HB
1966	Steve Spurrier	Florida	QB
1967	Gary Beban	UCLA	QB
1968	O.J. Simpson	Southern Cal	HB
1969	Steve Owens	Oklahoma	HB
1970	Jim Plunkett	Stanford	QB
1971	Pat Sullivan	Auburn	QB
1972	Johnny Rodgers	Nebraska	FL
1973	John Cappelletti	Penn State	HB
1974	Archie Griffin*	Ohio State	HB
1975	Archie Griffin	Ohio State	HB
1976	Tony Dorsett	Pittsburgh	HB
1977	Earl Campbell	Texas	HB
1978	Billy Sims*	Oklahoma	HB
1979	Charles White	Southern Cal	HB
1980	George Rogers	South Carolina	HB
1981	Marcus Allen	Southern Cal	HB
1982	Herschel Walker*	Georgia	HB
1983	Mike Rozier	Nebraska	HB
1984	Doug Flutie	Boston College	QB
1985	Bo Jackson	Auburn	HB
1986	Vinny Testaverde	Miami (Fl.)	QB
1987	Tim Brown	Notre Dame	WR
1988	Barry Sanders*	Oklahoma State	RB

1989	Andre Ware*	Houston	QB
1990	Ty Detmer*	Brigham Young	QB
1991	Desmond Howard*	Michigan	WR

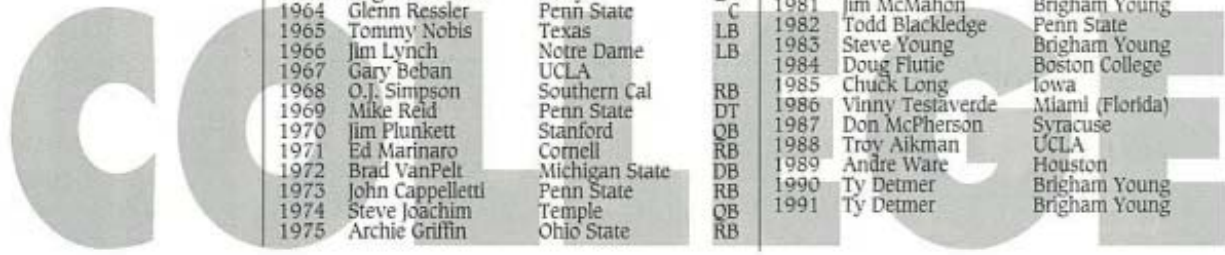
### OUTLAND TROPHY

*Honoring the outstanding interior lineman, selected by the Football Writers Association of America.*

YEAR	PLAYER	COLLEGE	POS.
1946	George Connor	Notre Dame	T
1947	Joe Steffy	Army	G
1948	Bill Fischer	Notre Dame	G
1949	Ed Bagdon	Michigan State	G
1950	Bob Galn	Kentucky	T
1951	Jim Weatherall	Oklahoma	T
1952	Dick Modzelewski	Maryland	T
1953	J.D. Roberts	Oklahoma	G
1954	Bill Brooks	Arkansas	G
1955	Calvin Jones	Iowa	G
1956	Jim Parker	Ohio State	G
1957	Alex Karras	Iowa	T
1958	Zeke Smith	Auburn	G
1959	Mike McGee	Duke	T
1960	Tom Brown	Minnesota	G
1961	Merlin Olsen	Utah State	T
1962	Bobby Bell	Minnesota	T
1963	Scott Appleton	Texas	T
1964	Steve DeLong	Tennessee	T
1965	Tommy Nobis	Texas	G
1966	Loyd Phillips	Arkansas	T
1967	Ron Yary	Southern Cal	T
1968	Bill Stanfill	Georgia	T
1969	Mike Reid	Penn State	DT
1970	Jim Stillwagon	Ohio State	MG
1971	Larry Jacobson	Nebraska	DT
1972	Rich Glover	Nebraska	MG
1973	John Hicks	Ohio State	OT
1974	Randy White	Maryland	DE
1975	Lee Roy Selmon	Oklahoma	DT
1976	Ross Browner*	Notre Dame	DE
1977	Brad Shearer	Texas	DT
1978	Greg Roberts	Oklahoma	G
1979	Jim Ritcher	N. Carolina State	C
1980	Mark May	Pittsburgh	OT
1981	Dave Rimington*	Nebraska	C
1982	Dave Rimington	Nebraska	C
1983	Dean Steinkuhler	Nebraska	G
1984	Bruce Smith	Virginia Tech	DT
1985	Mike Ruth	Boston College	NG
1986	Jason Buck	Brigham Young	DT
1987	Chad Hennings	Air Force	DT
1988	Tracy Rucker	Auburn	DT
1989	Mohammed Elewoutib	Brigham Young	G
1990	Russell Maryland	Miami	DT
1991	Steve Emtman	Washington	DT

*\*Juniors, all others seniors.*





**VINCE LOMBARDI ROTARY AWARD**

*Honoring the outstanding college line-man of the year, sponsored by the Rotary Club of Houston.*

YEAR	PLAYER	COLLEGE	POS.
1970	Jim Stillwagon	Ohio State	MG
1971	Walt Patulski	Notre Dame	DE
1972	Rich Glover	Nebraska	MG
1973	John Hicks	Ohio State	OT
1974	Randy White	Maryland	DT
1975	Lee Roy Selmon	Oklahoma	DT
1976	Wilson Whitley	Houston	DT
1977	Ross Browner	Notre Dame	DE
1978	Bruce Clark	Penn State	DT
1979	Brad Budde	Southern Cal	G
1980	Hugh Green	Pittsburgh	DE
1981	Kenneth Sims	Texas	DT
1982	Dave Rimington	Nebraska	C
1983	Dean Steinkuhler	Nebraska	G
1984	Tony Degrate	Texas	DT
1985	Tony Casillas	Oklahoma	NG
1986	Cornelius Bennett	Alabama	LB
1987	Chris Spielman	Ohio State	LB
1988	Tracy Rucker	Auburn	DT
1989	Percy Snow	Michigan State	LB
1990	Chris Zorich	Notre Dame	NG
1991	Steve Emtman	Washington	DT

**MAXWELL AWARD**

*Presented to the nation's outstanding college football player by the Maxwell Football Club of Philadelphia.*

YEAR	PLAYER	COLLEGE	POS.
1937	Clint Frank	Yale	HB
1938	Davey O'Brien	Texas Christian	QB
1939	Nile Kinnick	Iowa	HB
1940	Tom Harmon	Michigan	HB
1941	Bill Dudley	Virginia	HB
1942	Paul Governali	Columbia	QB
1943	Bob Odell	Pennsylvania	HB
1944	Glenn Davis	Army	HB
1945	Doc Blanchard	Army	FB
1946	Charley Trippi	Georgia	HB
1947	Doak Walker	So. Methodist	HB
1948	Chuck Bednarik	Pennsylvania	C
1949	Leon Hart	Notre Dame	E
1950	Reds Bagnell	Pennsylvania	HB
1951	Dick Kazmaier	Princeton	HB
1952	John Lattner	Notre Dame	HB
1953	John Lattner	Notre Dame	HB
1954	Ron Beagle	Navy	E
1955	Howard Cassady	Ohio State	HB
1956	Tommy McDonald	Oklahoma	HB
1957	Bob Reifersnyder	Navy	T
1958	Pete Dawkins	Army	HB
1959	Rich Lucas	Penn State	QB
1960	Joe Bellino	Navy	HB
1961	Bob Ferguson	Ohio State	FB
1962	Terry Baker	Oregon State	QB
1963	Roger Staubach	Navy	QB
1964	Glenn Ressler	Penn State	C
1965	Tommy Nobis	Texas	LB
1966	Jim Lynch	Notre Dame	LB
1967	Gary Beban	UCLA	LB
1968	O.J. Simpson	Southern Cal	RB
1969	Mike Reid	Penn State	DT
1970	Jim Plunkett	Stanford	QB
1971	Ed Marinaro	Cornell	RB
1972	Brad VanPelt	Michigan State	DB
1973	John Cappelletti	Penn State	RB
1974	Steve Joachim	Temple	QB
1975	Archie Griffin	Ohio State	RB

1976	Tony Dorsett	Pittsburgh	RB
1977	Ross Browner	Notre Dame	DE
1978	Chuck Fusina	Penn State	QB
1979	Charles White	Southern Cal	RB
1980	Hugh Green	Pittsburgh	DE
1981	Marcus Allen	Southern Cal	RB
1982	Herschel Walker	Georgia	RB
1983	Mike Rozier	Nebraska	RB
1984	Doug Flutie	Boston College	QB
1985	Chuck Long	Iowa	QB
1986	Vinny Testaverde	Miami (Florida)	QB
1987	Don McPherson	Syracuse	QB
1988	Barry Sanders	Oklahoma State	RB
1989	Anthony Thompson	Indiana	RB
1990	Ty Detmer	Brigham Young	QB
1991	Desmond Howard	Michigan	WR

**BUTKUS AWARD**

*Emblematic of the top collegiate line-backer, established by the Downtown Athletic Club of Orlando and named for college hall of famer Dick Butkus of Illinois.*

YEAR	PLAYER	COLLEGE
1985	Brian Bosworth	Oklahoma
1986	Brian Bosworth	Oklahoma
1987	Paul McGowan	Florida State
1988	Derrick Thomas	Alabama
1989	Percy Snow	Michigan State
1990	Alfred Williams	Colorado
1991	Erich Anderson	Michigan

**JIM THORPE AWARD**

*Honoring the best defensive back in the nation, presented by the Jim Thorpe Athletic Club of Oklahoma City.*

YEAR	PLAYER	COLLEGE
1986	Thomas Everett	Baylor
1987	Bennie Blades (tie)	Miami (Florida)
	Rickey Dixon	Oklahoma
1988	Deion Sanders	Florida State
1989	Mark Carrier	Southern Cal
1990	Darryl Lewis	Arizona
1991	Terrell Buckley	Florida State

**DAVEY O'BRIEN NATIONAL QUARTERBACK AWARD**

*Honoring the No. 1 quarterback in the nation, presented by the Davey O'Brien Educational and Charitable Trust of Fort Worth. Named for Texas Christian hall of fame quarterback Davey O'Brien (1936-38).*

YEAR	PLAYER	COLLEGE
1981	Jim McMahon	Brigham Young
1982	Todd Blackledge	Penn State
1983	Steve Young	Brigham Young
1984	Doug Flutie	Boston College
1985	Chuck Long	Iowa
1986	Vinny Testaverde	Miami (Florida)
1987	Don McPherson	Syracuse
1988	Troy Aikman	UCLA
1989	Andre Ware	Houston
1990	Ty Detmer	Brigham Young
1991	Ty Detmer	Brigham Young

# FINAL

## Polls

### ASSOCIATED PRESS

TEAM (NO. 1 VOTES)	RECORD	POINTS
1. Miami (32)	12-0-0	1,472
2. Washington (28)	12-0-0	1,468
3. Penn State	11-2-0	1,342
4. Florida State	11-2-0	1,310
5. Alabama	11-1-0	1,216
6. Michigan	10-2-0	1,151
7. Florida	10-2-0	1,119
8. California	10-2-0	1,039
9. East Carolina	11-1-0	1,024
10. Iowa	10-1-1	883
11. Syracuse	10-2-0	876
12. Texas A&M	10-2-0	870
13. Notre Dame	10-3-0	848
14. Tennessee	9-3-0	716
15. Nebraska	9-2-1	666
16. Oklahoma	9-3-0	629
17. Georgia	9-3-0	428
18. Clemson	9-2-1	410
19. UCLA	9-3-0	406
20. Colorado	8-3-1	383
21. Tulsa	10-2-0	348
22. Stanford	8-4-0	262
23. Brigham Young	8-3-2	182
24. North Carolina State	9-3-0	109
25. Air Force	10-3-0	87

### USA TODAY-CNN

TEAM (NO. 1 VOTES)	RECORD	POINTS
1. Washington (33 1/2)	12-0-0	1,449.5
2. Miami (25 1/2)	12-0-0	1,440.5
3. Penn State	11-2-0	1,321
4. Florida State	11-2-0	1,292
5. Alabama	11-1-0	1,191
6. Michigan	10-2-0	1,071
7. California	10-2-0	1,027
8. Florida	10-2-0	1,020
9. East Carolina	11-1-0	1,003
10. Iowa	10-1-1	944
11. Syracuse	10-2-0	891
12. Notre Dame	10-3-0	815
13. Texas A&M	10-2-0	799
14. Oklahoma	10-3-0	694
15. Tennessee	9-3-0	617
16. Nebraska	9-2-1	608
17. Clemson	9-2-1	450
18. UCLA	9-3-0	443
19. Georgia	9-3-0	407
20. Colorado	8-3-1	366
21. Tulsa	10-2-0	233
22. Stanford	8-4-0	216
23. Brigham Young	8-3-2	207
24. Air Force	10-3-0	165
25. North Carolina State	9-3-0	142



Florida State's 10-2 victory over Texas A&M in the Cotton Bowl lifted the Seminoles to their fifth straight Top Four finish in the Associated Press national rankings.

# FINAL

## Wire Service Polls

### ASSOCIATED PRESS (1936-91)

#### 1936

1. Minnesota
2. Louisiana State
3. Pittsburgh
4. Alabama
5. Washington
6. Santa Clara
7. Northwestern
8. Notre Dame
9. Nebraska
10. Pennsylvania
11. Duke
12. Yale
13. Dartmouth
14. Duquesne
15. Fordham
16. Texas Christian
17. Tennessee
18. Arkansas Navy
20. Marquette

#### 1937

1. Pittsburgh
2. California
3. Fordham
4. Alabama
5. Minnesota
6. Villanova
7. Dartmouth
8. Louisiana State
9. Notre Dame Santa Clara
11. Nebraska
12. Yale
13. Ohio State
14. Holy Cross Arkansas
16. Texas Christian
17. Colorado
18. Rice
19. North Carolina
20. Duke

#### 1938

1. Texas Christian
2. Tennessee
3. Duke
4. Oklahoma
5. Notre Dame
6. Carnegie Tech
7. Southern Cal
8. Pittsburgh
9. Holy Cross
10. Minnesota
11. Texas Tech
12. Cornell
13. Alabama
14. California
15. Fordham
16. Michigan

17. Northwestern
18. Villanova
19. Tulane
20. Dartmouth

#### 1939

1. Texas A&M
2. Tennessee
3. Southern Cal
4. Cornell
5. Tulane
6. Missouri
7. UCLA
8. Duke
9. Iowa
10. Duquesne
11. Boston College
12. Clemson
13. Notre Dame
14. Santa Clara
15. Ohio State
16. Georgia Tech
17. Fordham
18. Nebraska
19. Oklahoma
20. Michigan

#### 1940

1. Minnesota
2. Stanford
3. Michigan
4. Tennessee
5. Boston College
6. Texas A&M
7. Nebraska
8. Northwestern
9. Mississippi State
10. Washington
11. Santa Clara
12. Fordham
13. Georgetown
14. Pennsylvania
15. Cornell
16. Southern Methodist
17. Hardin-Simmons
18. Duke
19. Lafayette

#### 1941

1. Minnesota
2. Duke
3. Notre Dame
4. Texas
5. Michigan
6. Fordham
7. Missouri
8. Duquesne
9. Texas A&M
10. Navy
11. Northwestern
12. Oregon State
13. Ohio State
14. Georgia
15. Pennsylvania
16. Mississippi State
17. Mississippi

18. Tennessee
19. Washington State
20. Alabama

#### 1942

1. Ohio State
2. Georgia
3. Wisconsin
4. Tulsa
5. Georgia Tech
6. Notre Dame
7. Tennessee
8. Boston College
9. Michigan
10. Alabama
11. Texas
12. Stanford
13. UCLA
14. William & Mary
15. Santa Clara
16. Auburn
17. Washington State
18. Mississippi State
19. Minnesota Holy Cross Penn State

#### 1943

1. Notre Dame
2. Iowa Pre-Flight
3. Michigan
4. Navy
5. Purdue
6. Great Lakes
7. Duke
8. Del Monte P-F
9. Northwestern
10. March Field
11. Army
12. Washington
13. Georgia Tech
14. Texas
15. Tulsa
16. Dartmouth
17. Bainbridge NTS
18. Colorado College
19. Pacific
20. Pennsylvania

#### 1944

1. Army
2. Ohio State
3. Randolph Field
4. Navy
5. Bainbridge NTS
6. Iowa Pre-Flight
7. Southern Cal
8. Michigan
9. Notre Dame
10. March Field
11. Duke
12. Tennessee
13. Georgia Tech Norman P-F
15. Illinois
16. El Toro Maine

17. Great Lakes
18. Fort Pierce
19. St. Mary's P-F
20. Second Air Force

#### 1945

1. Army
2. Alabama
3. Navy
4. Indiana
5. Oklahoma State
6. Michigan
7. St. Mary's (Cal.)
8. Pennsylvania
9. Notre Dame
10. Texas
11. Southern Cal
12. Ohio State
13. Duke
14. Tennessee
15. Louisiana State
16. Holy Cross
17. Tulsa
18. Georgia
19. Wake Forest
20. Columbia

#### 1946

1. Notre Dame
2. Army
3. Georgia
4. UCLA
5. Illinois
6. Michigan
7. Tennessee
8. Louisiana State
9. North Carolina
10. Rice
11. Georgia Tech
12. Yale
13. Pennsylvania
14. Oklahoma
15. Texas
16. Arkansas
17. Tulsa
18. N. Carolina State
19. Delaware
20. Indiana

#### 1947\*

1. Notre Dame
2. Michigan
3. Southern Methodist
4. Penn State
5. Texas
6. Alabama
7. Pennsylvania
8. Southern Cal
9. North Carolina
10. Georgia Tech
11. Army
12. Kansas
13. Mississippi
14. William & Mary
15. California
16. Oklahoma

17. N. Carolina State
18. Rice
19. Duke
20. Columbia

### 1948

1. Michigan
2. Notre Dame
3. North Carolina
4. California
5. Oklahoma
6. Army
7. Northwestern
8. Georgia
9. Oregon
10. Southern Methodist
11. Clemson
12. Vanderbilt
13. Tulane
14. Michigan State
15. Mississippi
16. Minnesota
17. William & Mary
18. Penn State
19. Cornell
20. Wake Forest

### 1949

1. Notre Dame
  2. Oklahoma
  3. California
  4. Army
  5. Rice
  6. Ohio State
  7. Michigan
  8. Minnesota
  9. Louisiana State
  10. Pacific
  11. Kentucky
  12. Cornell
  13. Villanova
  14. Maryland
  15. Santa Clara
  16. North Carolina
  17. Tennessee
  18. Princeton
  19. Michigan State
  20. Missouri
- Baylor

### 1950

1. Oklahoma
2. Army
3. Texas
4. Tennessee
5. California
6. Princeton
7. Kentucky
8. Michigan State
9. Michigan
10. Clemson
11. Washington
12. Wyoming
13. Illinois
14. Ohio State
15. Miami (Fla.)
16. Alabama
17. Nebraska
18. Washington & Lee
19. Tulsa
20. Tulane

### 1951

1. Tennessee
2. Michigan State
3. Maryland
4. Illinois
5. Georgia Tech

6. Princeton
7. Stanford
8. Wisconsin
9. Baylor
10. Oklahoma
11. Texas Christian
12. California
13. Virginia
14. San Francisco
15. Kentucky
16. Boston University
17. UCLA
18. Washington State
19. Holy Cross
20. Clemson

### 1952

1. Michigan State
2. Georgia Tech
3. Notre Dame
4. Oklahoma
5. Southern Cal
6. UCLA
7. Mississippi
8. Tennessee
9. Alabama
10. Texas
11. Wisconsin
12. Tulsa
13. Maryland
14. Syracuse
15. Florida
16. Duke
17. Ohio State
18. Purdue
19. Princeton
20. Kentucky

### 1953

1. Maryland
2. Notre Dame
3. Michigan State
4. Oklahoma
5. UCLA
6. Rice
7. Illinois
8. Georgia Tech
9. Iowa
10. West Virginia
11. Texas
12. Texas Tech
13. Alabama
14. Army
15. Wisconsin
16. Kentucky
17. Auburn
18. Duke
19. Stanford
20. Michigan

### 1954

1. Ohio State
2. UCLA
3. Oklahoma
4. Notre Dame
5. Navy
6. Mississippi
7. Army
8. Maryland
9. Wisconsin
10. Arkansas
11. Miami (Fla.)
12. West Virginia
13. Auburn
14. Duke
15. Michigan
16. Virginia Tech
17. Southern Cal

18. Baylor
19. Rice
20. Penn State

### 1955

1. Oklahoma
2. Michigan State
3. Maryland
4. UCLA
5. Ohio State
6. Texas Christian
7. Georgia Tech
8. Auburn
9. Notre Dame
10. Mississippi
11. Pittsburgh
12. Michigan
13. Southern Cal
14. Miami (Fla.)
15. Miami (Ohio)
16. Stanford
17. Texas A&M
18. Navy
19. West Virginia
20. Army

### 1956

1. Oklahoma
2. Tennessee
3. Iowa
4. Georgia Tech
5. Texas A&M
6. Miami (Fla.)
7. Michigan
8. Syracuse
9. Michigan State
10. Oregon State
11. Baylor
12. Minnesota
13. Pittsburgh
14. Texas Christian
15. Ohio State
16. Navy
17. George Washington
18. Southern Cal
19. Clemson
20. Colorado

### 1957

1. Auburn
2. Ohio State
3. Michigan State
4. Oklahoma
5. Navy
6. Iowa
7. Mississippi
8. Rice
9. Texas A&M
10. Notre Dame
11. Texas
12. Arizona State
13. Tennessee
14. Mississippi State
15. N. Carolina State
16. Duke
17. Florida
18. Army
19. Wisconsin
20. Virginia Military

### 1958

1. Louisiana State
2. Iowa
3. Army
4. Auburn
5. Oklahoma
6. Air Force
7. Wisconsin

8. Ohio State
9. Syracuse
10. Texas Christian
11. Mississippi
12. Clemson
13. Purdue
14. Florida
15. South Carolina
16. California
17. Notre Dame
18. Southern Methodist
19. Oklahoma State
20. Rutgers

### 1959

1. Syracuse
2. Mississippi
3. Louisiana State
4. Texas
5. Georgia
6. Wisconsin
7. Texas Christian
8. Washington
9. Arkansas
10. Alabama
11. Clemson
12. Penn State
13. Illinois
14. Southern Cal
15. Oklahoma
16. Wyoming
17. Notre Dame
18. Missouri
19. Florida
20. Pittsburgh

### 1960

1. Minnesota
2. Mississippi
3. Iowa
4. Navy
5. Missouri
6. Washington
7. Arkansas
8. Ohio State
9. Alabama
10. Duke
11. Kansas
12. Baylor
13. Auburn
14. Yale
15. Michigan State
16. Penn State
17. New Mexico State
18. Florida
19. Syracuse
- Purdue

### 1961

1. Alabama
2. Ohio State
3. Texas
4. Louisiana State
5. Mississippi
6. Minnesota
7. Colorado
8. Michigan State
9. Arkansas
10. Utah State
11. Missouri
12. Purdue
13. Georgia Tech
14. Syracuse
15. Rutgers
16. UCLA
17. Rice
- Penn State
- Arizona
20. Duke

**1962\*\***

1. Southern Cal
2. Wisconsin
3. Mississippi
4. Texas
5. Alabama
6. Arkansas
7. Louisiana State
8. Oklahoma
9. Penn State
10. Minnesota

**1963\*\***

1. Texas
2. Navy
3. Illinois
4. Pittsburgh
5. Auburn
6. Nebraska
7. Mississippi
8. Alabama
9. Oklahoma
10. Michigan State

**1964\*\***

1. Alabama
2. Arkansas
3. Notre Dame
4. Michigan
5. Texas
6. Nebraska
7. Louisiana State
8. Oregon State
9. Ohio State
10. Southern Cal

**1965\*\***

1. Alabama
2. Michigan State
3. Arkansas
4. UCLA
5. Nebraska
6. Missouri
7. Tennessee
8. Louisiana State
9. Notre Dame
10. Southern Cal

**1966\*\***

1. Notre Dame
2. Michigan State
3. Alabama
4. Georgia
5. UCLA
6. Nebraska
7. Purdue
8. Georgia Tech
9. Miami (Fla.)
10. Southern Methodist

**1967\*\***

1. Southern Cal
2. Tennessee
3. Oklahoma
4. Indiana
5. Notre Dame
6. Wyoming
7. Oregon State
8. Alabama
9. Purdue
10. Penn State

**1968**

1. Ohio State
2. Penn State
3. Texas

4. Southern Cal
5. Notre Dame
6. Arkansas
7. Kansas
8. Georgia
9. Missouri
10. Purdue
11. Oklahoma
12. Michigan
13. Tennessee
14. Southern Methodist
15. Oregon State
16. Auburn
17. Alabama
18. Houston
19. Louisiana State
20. Ohio

**1969**

1. Texas
2. Penn State
3. Southern Cal
4. Ohio State
5. Notre Dame
6. Missouri
7. Arkansas
8. Mississippi
9. Michigan
10. Louisiana State
11. Nebraska
12. Houston
13. UCLA
14. Florida
15. Tennessee
16. Colorado
17. West Virginia
18. Purdue
19. Stanford
20. Auburn

**1970**

1. Nebraska
2. Notre Dame
3. Texas
4. Tennessee
5. Ohio State
6. Arizona State
7. Louisiana State
8. Stanford
9. Michigan
10. Auburn
11. Arkansas
12. Toledo
13. Georgia Tech
14. Dartmouth
15. Southern Cal
16. Air Force
17. Tulane
18. Penn State
19. Houston
20. Oklahoma  
Mississippi

**1971**

1. Nebraska
2. Oklahoma
3. Colorado
4. Alabama
5. Penn State
6. Michigan
7. Georgia
8. Arizona State
9. Tennessee
10. Stanford
11. Louisiana State
12. Auburn
13. Notre Dame
14. Toledo

15. Mississippi
16. Arkansas
17. Houston
18. Texas
19. Washington
20. Southern Cal

**1972**

1. Southern Cal
2. Oklahoma
3. Texas
4. Nebraska
5. Auburn
6. Michigan
7. Alabama
8. Tennessee
9. Ohio State
10. Penn State
11. Louisiana State
12. North Carolina
13. Arizona State
14. Notre Dame
15. UCLA
16. Colorado
17. N. Carolina State
18. Louisville
19. Washington State
20. Georgia Tech

**1973**

1. Notre Dame
2. Ohio State
3. Oklahoma
4. Alabama
5. Penn State
6. Michigan
7. Nebraska
8. Southern Cal
9. Arizona State  
Houston
10. Texas Tech
11. UCLA
12. Louisiana State
13. Texas
14. Miami (Ohio)
15. N. Carolina State
16. Missouri
17. Kansas
18. Tennessee
19. Maryland  
Tulane

**1974**

1. Oklahoma
2. Southern Cal
3. Michigan
4. Ohio State
5. Alabama
6. Notre Dame
7. Penn State
8. Auburn
9. Nebraska
10. Miami (Ohio)
11. N. Carolina State
12. Michigan State
13. Maryland
14. Baylor
15. Florida
16. Texas A&M
17. Mississippi State  
Texas
18. Houston
19. Tennessee

**1975**

1. Oklahoma
2. Arizona State
3. Alabama

4. Ohio State
5. UCLA
6. Texas
7. Arkansas
8. Michigan
9. Nebraska
10. Penn State
11. Texas A&M
12. Miami (Ohio)
13. Maryland
14. California
15. Pittsburgh
16. Colorado
17. Southern Cal
18. Arizona
19. Georgia
20. West Virginia

**1976**

1. Pittsburgh
2. Southern Cal
3. Michigan
4. Houston
5. Oklahoma
6. Ohio State
7. Texas A&M
8. Maryland
9. Nebraska
10. Georgia
11. Alabama
12. Notre Dame
13. Texas Tech
14. Oklahoma State
15. UCLA
16. Colorado
17. Rutgers
18. Kentucky
19. Iowa State
20. Mississippi State

**1977**

1. Notre Dame
2. Alabama
3. Arkansas
4. Texas
5. Penn State
6. Kentucky
7. Oklahoma
8. Pittsburgh
9. Michigan
10. Washington
11. Ohio State
12. Nebraska
13. Southern Cal
14. **FLORIDA STATE**
15. Stanford
16. San Diego State
17. North Carolina
18. Arizona State
19. Clemson
20. Brigham Young

**1978**

1. Alabama
2. Southern Cal
3. Oklahoma
4. Penn State
5. Michigan
6. Clemson
7. Notre Dame
8. Nebraska
9. Texas
10. Houston
11. Arkansas
12. Michigan State
13. Purdue
14. UCLA
15. Missouri



16. Georgia
17. Stanford
18. N. Carolina State
19. Texas A&M
20. Maryland

### 1979

1. Alabama
2. Southern Cal
3. Oklahoma
4. Ohio State
5. Houston
6. **FLORIDA STATE**
7. Pittsburgh
8. Arkansas
9. Nebraska
10. Purdue
11. Washington
12. Texas
13. Brigham Young
14. Baylor
15. North Carolina
16. Auburn
17. Temple
18. Michigan
19. Indiana
20. Penn State

### 1980

1. Georgia
2. Pittsburgh
3. Oklahoma
4. Michigan
5. **FLORIDA STATE**
6. Alabama
7. Nebraska
8. Penn State
9. Notre Dame
10. North Carolina
11. Southern Cal
12. Brigham Young
13. UCLA
14. Baylor
15. Ohio State
16. Washington
17. Purdue
18. Miami (Fla.)
19. Mississippi State
20. Southern Methodist

### 1981

1. Clemson
2. Texas
3. Penn State
4. Pittsburgh
5. Southern Methodist
6. Georgia
7. Alabama
8. Miami (Fla.)
9. North Carolina
10. Washington
11. Nebraska
12. Michigan
13. Brigham Young
14. Southern Cal
15. Ohio State
16. Arizona State
17. West Virginia
18. Iowa
19. Missouri
20. Oklahoma

### 1982

1. Penn State
2. Southern Methodist
3. Nebraska
4. Georgia
5. UCLA

6. Arizona State
7. Washington
8. Clemson
9. Arkansas
10. Pittsburgh
11. Louisiana State
12. Ohio State
13. **FLORIDA STATE**
14. Auburn
15. Southern Cal
16. Oklahoma
17. Texas
18. North Carolina
19. West Virginia
20. Maryland

### 1983

1. Miami (Fla.)
2. Nebraska
3. Auburn
4. Georgia
5. Texas
6. Florida
7. Brigham Young
8. Michigan
9. Ohio State
10. Illinois
11. Clemson
12. Southern Methodist
13. Air Force
14. Iowa
15. Alabama
16. West Virginia
17. UCLA
18. Pittsburgh
19. Boston College
20. East Carolina

### 1984

1. Brigham Young
2. Washington
3. Florida
4. Nebraska
5. Boston College
6. Oklahoma
7. Oklahoma State
8. Southern Methodist
9. UCLA
10. Southern Cal
11. South Carolina
12. Maryland
13. Ohio State
14. Auburn
15. Louisiana State
16. Iowa
17. **FLORIDA STATE**
18. Miami (Fla.)
19. Kentucky
20. Virginia

### 1985

1. Oklahoma
2. Michigan
3. Penn State
4. Tennessee
5. Florida
6. Texas A&M
7. UCLA
8. Air Force
9. Miami (Fla.)
10. Iowa
11. Nebraska
12. Arkansas
13. Alabama
14. Ohio State
15. **FLORIDA STATE**
16. Brigham Young
17. Baylor

18. Maryland
19. Georgia Tech
20. Louisiana State

### 1986

1. Penn State
2. Miami (Fla.)
3. Oklahoma
4. Arizona State
5. Nebraska
6. Auburn
7. Ohio State
8. Michigan
9. Alabama
10. Louisiana State
11. Arizona
12. Baylor
13. Texas A&M
14. UCLA
15. Arkansas
16. Iowa
17. Clemson
18. Washington
19. Boston College
20. Virginia Tech

### 1987

1. Miami (Fla.)
2. **FLORIDA STATE**
3. Oklahoma
4. Syracuse
5. Louisiana State
6. Nebraska
7. Auburn
8. Michigan State
9. UCLA
10. Texas A&M
11. Oklahoma State
12. Clemson
13. Georgia
14. Tennessee
15. South Carolina
16. Iowa
17. Notre Dame
18. Southern Cal
19. Michigan
20. Arizona State

### 1988

1. Notre Dame
2. Miami (Fla.)
3. **FLORIDA STATE**
4. Michigan
5. West Virginia
6. UCLA
7. Southern Cal
8. Auburn
9. Clemson
10. Nebraska
11. Oklahoma State
12. Arkansas
13. Syracuse
14. Oklahoma
15. Georgia
16. Washington State
17. Alabama
18. Houston
19. Louisiana State
20. Indiana

### 1989

1. Miami (Fla.)
2. Notre Dame
3. **FLORIDA STATE**
4. Colorado
5. Tennessee
6. Auburn
7. Michigan

8. Southern Cal
9. Alabama
10. Illinois
11. Nebraska
12. Clemson
13. Arkansas
14. Houston
15. Penn State
16. Michigan State
17. Pittsburgh
18. Virginia
19. Texas Tech
20. Texas A&M

### 1990

1. Colorado
2. Georgia Tech
3. Miami (Fla.)
4. **FLORIDA STATE**
5. Washington
6. Notre Dame
7. Michigan
8. Tennessee
9. Clemson
10. Houston
11. Penn State
12. Texas
13. Florida
14. Louisville
15. Texas A&M
16. Michigan State
17. Oklahoma
18. Iowa
19. Auburn
20. Southern Cal

### 1991

1. Miami (Fla.)
2. Washington
3. Penn State
4. **FLORIDA STATE**
5. Alabama
6. Michigan
7. Florida
8. California
9. East Carolina
10. Iowa
11. Syracuse
12. Texas A&M
13. Notre Dame
14. Tennessee
15. Nebraska
16. Oklahoma
17. Georgia
18. Clemson
19. UCLA
20. Colorado

*\*On January 6, 1948, the Associated Press in a special postseason poll after the Rose Bowl, voted Michigan No. 1 and Notre Dame No. 2. However, the postseason poll did not supersede the final regular-season poll of December 6, 1947. \*\*Only 10 ranked.*

## SEMINOLE SIDELINE

At the start of each football season, Florida State orders over 300 new footballs.

## UPI COACHES (1950-90)

### 1950

1. Oklahoma
2. Texas
3. Tennessee
4. California
5. Army
6. Michigan
7. Kentucky
8. Princeton
9. Michigan State
10. Ohio State
11. Illinois
12. Clemson
13. Miami (Fla.)
14. Wyoming
15. Washington  
Baylor
17. Alabama
18. Washington & Lee
19. Navy
20. Nebraska  
Wisconsin  
Cornell

### 1951

1. Tennessee
2. Michigan State
3. Illinois
4. Maryland
5. Georgia Tech
6. Princeton
7. Stanford
8. Wisconsin
9. Baylor
10. Texas Christian
11. Oklahoma
12. California
13. Notre Dame
14. San Francisco  
Purdue  
Washington State
17. Holy Cross  
UCLA  
Kentucky
20. Kansas

### 1952

1. Michigan State
2. Georgia Tech
3. Notre Dame
4. Oklahoma  
Southern Cal
6. UCLA
7. Mississippi
8. Tennessee
9. Alabama
10. Wisconsin
11. Texas
12. Purdue
13. Maryland
14. Princeton
15. Ohio State  
Pittsburgh
17. Navy
18. Duke
19. Houston  
Kentucky

### 1953

1. Maryland
2. Notre Dame
3. Michigan State
4. UCLA

5. Oklahoma
6. Rice
7. Illinois
8. Texas
9. Georgia Tech
10. Iowa
11. Alabama
12. Texas Tech
13. West Virginia
14. Wisconsin
15. Kentucky
16. Army
17. Stanford
18. Duke
19. Michigan
20. Ohio State

### 1954

1. UCLA
2. Ohio State
3. Oklahoma
4. Notre Dame
5. Navy
6. Mississippi
7. Army
8. Arkansas
9. Miami (Fla.)
10. Wisconsin
11. Southern Cal  
Maryland  
Georgia Tech
14. Duke
15. Michigan
16. Penn State
17. Southern Methodist
18. Denver
19. Rice
20. Minnesota

### 1955

1. Oklahoma
2. Michigan State
3. Maryland
4. UCLA
5. Ohio State
6. Texas Christian
7. Georgia Tech
8. Auburn
9. Mississippi
10. Notre Dame
11. Pittsburgh
12. Southern Cal
13. Michigan
14. Texas A&M
15. Army
16. Duke
17. West Virginia
18. Miami (Fla.)
19. Iowa
20. Navy  
Stanford  
Miami (Ohio)

### 1956

1. Oklahoma
2. Tennessee
3. Iowa
4. Georgia Tech
5. Texas A&M
6. Miami (Fla.)
7. Michigan
8. Syracuse
9. Minnesota
10. Michigan State
11. Baylor
12. Pittsburgh
13. Oregon State
14. Texas Christian

15. Southern Cal
16. Wyoming
17. Yale
18. Colorado
19. Navy
20. Duke

### 1957

1. Ohio State
2. Auburn
3. Michigan State
4. Oklahoma
5. Iowa
6. Navy
7. Rice
8. Mississippi
9. Notre Dame
10. Texas A&M
11. Texas
12. Arizona State
13. Army
14. Duke  
Wisconsin
16. Tennessee
17. Oregon
18. Clemson  
UCLA
20. N. Carolina State

### 1958

1. Louisiana State
2. Iowa
3. Army
4. Auburn
5. Oklahoma
6. Wisconsin
7. Ohio State
8. Air Force
9. Texas Christian
10. Syracuse
11. Purdue
12. Mississippi
13. Clemson
14. Notre Dame
15. Florida
16. California
17. Northwestern
18. Southern Methodist

### 1959

1. Syracuse
2. Mississippi
3. Louisiana State
4. Texas
5. Georgia
6. Wisconsin
7. Washington
8. Texas Christian
9. Arkansas
10. Penn State
11. Illinois
12. Southern Cal
13. Alabama
14. Penn State
15. Oklahoma
16. Northwestern  
Michigan State
18. Wyoming
19. Auburn  
Missouri

### 1960

1. Minnesota
2. Iowa
3. Mississippi
4. Missouri
5. Wisconsin
6. Navy

7. Arkansas
8. Ohio State
9. Kansas
10. Alabama
11. Duke  
Baylor  
Michigan State
14. Auburn
15. Purdue
16. Florida
17. Texas
18. Yale
19. New Mexico State  
Tennessee

### 1961

1. Alabama
2. Ohio State
3. Louisiana State
4. Texas
5. Mississippi
6. Minnesota
7. Colorado
8. Arkansas
9. Michigan State
10. Utah State
11. Purdue  
Missouri
13. Georgia Tech
14. Duke
15. Kansas
16. Syracuse
17. Wyoming
18. Wisconsin
19. Miami (Fla.)  
Penn State

### 1962

1. Southern Cal
2. Wisconsin
3. Mississippi
4. Texas
5. Alabama
6. Arkansas
7. Oklahoma
8. Louisiana
9. Penn State
10. Minnesota
11. Georgia Tech
12. Missouri
13. Ohio State
14. Duke  
Washington
16. Northwestern  
Oregon State
18. Arizona  
Illinois  
Miami (Fla.)

### 1963

1. Texas
2. Navy
3. Pittsburgh
4. Illinois
5. Nebraska
6. Auburn
7. Mississippi
8. Oklahoma
9. Alabama
10. Michigan State
11. Mississippi State
12. Syracuse
13. Arizona State
14. Memphis State
15. Washington
16. Penn State  
Southern Cal  
Missouri

19. North Carolina
20. Baylor

### 1964

1. Alabama
2. Arkansas
3. Notre Dame
4. Michigan
5. Texas
6. Nebraska
7. Louisiana State
8. Oregon State
9. Ohio State
10. Southern Cal
11. **FLORIDA STATE**
12. Syracuse
13. Princeton
14. Penn State
15. Utah
16. Illinois
17. New Mexico
18. Tulsa
19. Missouri
20. Mississippi
- Michigan State

### 1965

1. Michigan State
2. Arkansas
3. Nebraska
4. Alabama
5. UCLA
6. Missouri
7. Tennessee
8. Notre Dame
9. Southern Cal
10. Texas Tech
11. Ohio State
12. Florida
13. Purdue
14. Louisiana State
15. Georgia
16. Tulsa
17. Mississippi
18. Kentucky
19. Syracuse
20. Colorado

### 1966

1. Notre Dame
2. Michigan State
3. Alabama
4. Georgia
5. UCLA
6. Purdue
7. Nebraska
8. Georgia Tech
9. Southern Methodist
10. Miami (Fla.)
11. Florida
12. Mississippi
13. Arkansas
14. Tennessee
15. Wyoming
16. Syracuse
17. Houston
18. Southern Cal
19. Oregon State
20. Virginia Tech

### 1967

1. Southern Cal
2. Tennessee
3. Oklahoma
4. Notre Dame
5. Wyoming
6. Indiana
7. Alabama

8. Oregon State
9. Purdue
10. UCLA
11. Penn State
12. Syracuse
13. Colorado
14. Minnesota
15. **FLORIDA STATE**
16. Miami (Fla.)
17. N. Carolina State
18. Georgia
19. Houston
20. Arizona State

### 1968

1. Ohio State
2. Southern Cal
3. Penn State
4. Georgia
5. Texas
6. Kansas
7. Tennessee
8. Notre Dame
9. Arkansas
10. Oklahoma
11. Purdue
12. Alabama
13. Oregon State
14. **FLORIDA STATE**
15. Michigan
16. Southern Methodist
17. Missouri
18. Ohio
19. Minnesota
20. Houston
- Stanford

### 1969

1. Texas
2. Penn State
3. Arkansas
4. Southern Cal
5. Ohio State
6. Missouri
7. Louisiana State
8. Michigan
9. Notre Dame
10. UCLA
11. Tennessee
12. Nebraska
13. Mississippi
14. Stanford
15. Auburn
16. Houston
17. Florida
18. Purdue
19. San Diego State
20. West Virginia

### 1970

1. Texas
2. Ohio State
3. Nebraska
4. Tennessee
5. Notre Dame
6. Louisiana State
7. Michigan
8. Arizona State
9. Auburn
10. Stanford
11. Air Force
12. Arkansas
13. Houston
14. Dartmouth
15. Oklahoma
16. Colorado
17. Georgia Tech
20. Toledo

19. Penn State
- Southern Cal

### 1971

1. Nebraska
2. Alabama
3. Oklahoma
4. Michigan
5. Auburn
6. Arizona State
7. Colorado
8. Georgia
9. Tennessee
10. Louisiana State
11. Penn State
12. Texas
13. Toledo
14. Houston
15. Notre Dame
16. Stanford
17. Iowa State
18. North Carolina
19. **FLORIDA STATE**
20. Arkansas
- Mississippi

### 1972

1. Southern Cal
2. Oklahoma
3. Ohio State
4. Alabama
5. Texas
6. Michigan
7. Auburn
8. Penn State
9. Nebraska
10. Louisiana State
11. Tennessee
12. Notre Dame
13. Arizona State
14. Colorado
15. North Carolina
16. Louisville
17. UCLA
18. Washington State
19. Utah State
20. San Diego State

### 1973

1. Alabama
2. Oklahoma
3. Ohio State
4. Notre Dame
5. Penn State
6. Michigan
7. Southern Cal
8. Texas
9. UCLA
10. Arizona State
11. Nebraska
12. Texas Tech
13. Houston
14. Louisiana State
15. Kansas
16. Tulane
17. Miami (Ohio)
18. Maryland
19. San Diego State
- Florida

### 1974\*

1. Southern Cal
2. Alabama
3. Ohio State
4. Notre Dame
5. Michigan
6. Auburn
7. Penn State

8. Nebraska
9. N. Carolina State
10. Miami (Ohio)
11. Houston
12. Florida
13. Maryland
14. Baylor
15. Texas A&M
- Tennessee
17. Mississippi State
18. Michigan State
19. Tulsa

### 1975

1. Oklahoma
2. Arizona State
3. Alabama
4. Ohio State
5. UCLA
6. Arkansas
7. Texas
8. Michigan
9. Nebraska
10. Penn State
11. Maryland
12. Texas A&M
13. Arizona
14. Pittsburgh
15. California
16. Miami (Ohio)
17. Notre Dame
18. West Virginia
19. Georgia
- Southern Cal

### 1976

1. Pittsburgh
2. Southern Cal
3. Michigan
4. Houston
5. Ohio State
6. Oklahoma
7. Nebraska
8. Texas A&M
9. Alabama
10. Georgia
11. Maryland
12. Notre Dame
13. Texas Tech
14. Oklahoma State
15. UCLA
16. Colorado
17. Rutgers
18. Iowa State
19. Baylor
- Kentucky

### 1977

1. Notre Dame
2. Alabama
3. Arkansas
4. Penn State
5. Texas
6. Oklahoma
7. Pittsburgh
8. Michigan
9. Washington
10. Nebraska
11. **FLORIDA STATE**
12. Ohio State
13. Southern Cal
14. North Carolina
15. Stanford
16. North Texas
17. Brigham Young
18. Arizona State
19. San Diego State
- N. Carolina State

## SEMINOLE SIDELINE

Florida State's success on the road during the Bobby Bowden era has been well-documented. But FSU has also been a dominating home team under Bowden with a 76-15-1 mark (.832) at Doak Campbell Stadium since 1976. The Seminoles have lost only twice in their last 18 home games. All-time, Florida State is 168-70-3 at home for a winning percentage of .703. FSU went 9-4 in 13 home games before Doak Campbell Stadium was built in 1950.

132

### 1978

- Southern Cal
- Alabama
- Oklahoma
- Penn State
- Michigan
- Notre Dame
- Clemson
- Nebraska
- Texas
- Arkansas
- Houston
- UCLA
- Purdue
- Missouri
- Georgia
- Stanford
- Navy
- Texas A&M
- Arizona State
- North Carolina State

### 1979

- Alabama
- Southern Cal
- Oklahoma
- Ohio State
- Houston
- Pittsburgh
- Nebraska
- FLORIDA STATE**
- Arkansas
- Purdue
- Washington
- Brigham Young
- Texas
- North Carolina
- Baylor
- Indiana
- Temple
- Penn State
- Michigan
- Missouri

### 1980

- Georgia
- Pittsburgh
- Oklahoma
- Michigan
- FLORIDA STATE**
- Alabama
- Nebraska
- Penn State
- North Carolina
- Notre Dame
- Brigham Young
- Southern Cal
- Baylor
- UCLA
- Ohio State
- Purdue
- Washington
- Miami (Fla.)
- Florida
- Southern Methodist

### 1981

- Clemson
- Pittsburgh
- Penn State
- Texas
- Georgia
- Alabama
- Washington
- North Carolina
- Nebraska
- Michigan

- Brigham Young
- Ohio State
- Southern Cal
- Oklahoma
- Iowa
- Arkansas
- Mississippi State
- West Virginia
- Southern Miss
- Missouri

### 1982

- Penn State
- Southern Methodist
- Nebraska
- Georgia
- UCLA
- Arizona State
- Washington
- Arkansas
- Pittsburgh
- FLORIDA STATE**
- Louisiana State
- Ohio State
- North Carolina
- Auburn
- Michigan
- Oklahoma
- Alabama
- Texas
- West Virginia
- Maryland

### 1983

- Miami (Fla.)
- Nebraska
- Auburn
- Georgia
- Texas
- Florida
- Brigham Young
- Ohio State
- Michigan
- Illinois
- Southern Methodist
- Alabama
- UCLA
- Iowa
- Air Force
- West Virginia
- Penn State
- Oklahoma State
- Pittsburgh
- Boston College

### 1984

- Brigham Young
- Washington
- Nebraska
- Boston College
- Oklahoma State
- Oklahoma
- Florida
- Southern Methodist
- Southern Cal
- UCLA
- Maryland
- Ohio State
- South Carolina
- Auburn
- Iowa
- Louisiana State
- Virginia
- West Virginia
- Kentucky
- FLORIDA STATE**

### 1985

- Oklahoma
- Michigan
- Penn State
- Tennessee
- Air Force
- UCLA
- Texas A&M
- Miami (Fla.)
- Iowa
- Nebraska
- Ohio State
- Arkansas
- FLORIDA STATE**
- Alabama
- Baylor
- Fresno State
- Brigham Young
- Georgia Tech
- Maryland
- Louisiana State

### 1986

- Penn State
- Miami (Fla.)
- Oklahoma
- Nebraska
- Arizona State
- Ohio State
- Michigan
- Auburn
- Alabama
- Arizona
- Louisiana State
- Texas A&M
- Baylor
- UCLA
- Iowa
- Arkansas
- Washington
- Boston College
- Clemson
- FLORIDA STATE**

### 1987

- Miami (Fla.)
- FLORIDA STATE**
- Oklahoma
- Syracuse
- Louisiana State
- Nebraska
- Auburn
- Michigan State
- Texas A&M
- Clemson
- UCLA
- Oklahoma State
- Tennessee
- Georgia
- South Carolina
- Iowa
- Southern Cal
- Michigan
- Texas
- Indiana

### 1988

- Notre Dame
- Miami (Fla.)
- FLORIDA STATE**
- Michigan
- West Virginia
- UCLA
- Auburn
- Clemson
- Southern Cal
- Nebraska

- Oklahoma State
- Syracuse
- Arkansas
- Oklahoma
- Georgia
- Washington State
- N. Carolina State
- Alabama
- Indiana
- Wyoming

### 1989

- Miami (Fla.)
- FLORIDA STATE**
- Notre Dame
- Colorado
- Tennessee
- Auburn
- Alabama
- Michigan
- Southern Cal
- Illinois
- Clemson
- Nebraska
- Arkansas
- Penn State
- Virginia
- Texas Tech
- Michigan State
- Brigham Young
- Pittsburgh
- Washington

### 1990

- Georgia Tech
- Colorado
- Miami (Fla.)
- FLORIDA STATE**
- Washington
- Notre Dame
- Tennessee
- Michigan
- Clemson
- Penn State
- Texas
- Louisville
- Texas A&M
- Michigan State
- Virginia
- Iowa
- Brigham Young
- Nebraska
- Auburn
- San Jose State

*\*Beginning in 1974, by agreement with the American Football Coaches Association, teams on probation by the NCAA were ineligible for ranking and national championship consideration by the UPI Board of Coaches.*