





REVIEW





# '92 HIGHLIGHTS A CHAMPIONSHIP SEASON!



FLORIDA STATE FOOTBALL 1992  
ACC Champions  
Orange Bowl Champions

## 1992 Results

11-1, 8-0 ACC  
Final Ranking: 2nd, Associated Press &  
CNN/USA Today

DATE	OPPONENT	FSU	OPP
<i>September</i>			
5	DUKE	48	21
12	at Clemson	24	20
19	at North Carolina State	34	13
26	WAKE FOREST	35	7
<i>October</i>			
3	at Miami	16	19
10	NORTH CAROLINA	36	13
17	at Georgia Tech	29	24
31	at Virginia	13	3
<i>November</i>			
7	MARYLAND	69	21
14	TULANE	70	7
28	FLORIDA	45	24
<i>January</i>			
1	Nebraska (Orange Bowl)	27	14

# 1992 SEASON IN REVIEW

FLORIDA STATE --48  
DUKE -----21  
September 5, 1992

TALLAHASSEE — The first game of 1992 promised to be a historic event for Florida State. The contest marked FSU's first as a member of the Atlantic Coast Conference; it also initiated quarterback Charlie Ward, an exciting talent who had gained national attention as point guard of the Seminole basketball team.



Overshadowed by Marvin Jones much of the year, Ken Alexander showed he could deliver a punishing hit, too.

## FLORIDA STATE vs. DUKE

### SCORE BY QUARTERS

	1	2	3	4	F
Florida State	14	10	14	10	48
Duke	7	0	7	7	21

### SCORING SUMMARY

FSU-	Fowler 94 interception return (Mowrey kick), 10:48
FSU-	Ward 6 run (Mowrey kick), 2:02
Duke-	Jensen 60 pass from Fischer (Gardner kick), 1:40
FSU-	Mowrey 38 FG, 13:04
FSU-	McCorvey 6 pass from Ward (Mowrey kick), 1:04
FSU-	McCorvey 19 pass from Ward (Mowrey kick), 7:35
Duke-	Wright 13 pass from Fischer (Gardner kick), 7:16
FSU-	Frier 68 pass from Ward (Mowrey kick), 6:35
FSU-	Mowrey 30 FG, 5:17
FSU-	McCorvey 20 pass from Ward (Mowrey kick), 1:46
Duke-	Baldwin 2 run (Gardner kick), 0:45

### TEAM STATISTICS

	FSU	DUKE
First Downs	22	19
Rushes-Yards	44-225	33-16
Passing Yards	269	308
Comp.-Att.-Int.	17-33-4	21-43-2
Plays-Total Offense	77-494	76-324
Return Yards	115	53
Punts-Average	3-44.0	7-31.0
Fumbles-Lost	2-1	6-2
Interceptions-Yards	2-94	4-53
Penalties-Yards	16-113	8-48
Time of Possession	30:19	29:41
Third Down Conv.	5/14	1/14

### INDIVIDUAL STATISTICS

**RUSHING:** FSU- Ward 9-84, Jackson 15-60, McMillon 8-35, Harris 2-27, Floyd 6-18, Crockett 2-6, Vanover 2-(-5); DUKE- Cuthbert 16-48, Prince 1-8, Baldwin 6-5, Team 1-(-14), Fischer 9-(-31).

**PASSING:** FSU- Ward 17-33-4-269; DUKE- Fischer 11-20-1-179, Decker 6-13-0-75, Prince 4-10-1-54.

**RECEIVING:** FSU- Frier 2-80, McCorvey 4-73, Ellison 3-51, Knox 3-21, Jackson 3-19, Vanover 1-16, McMillon 1-9; DUKE- Jensen 2-76, Breedlove 4-69, Wright 3-42, Farmer 2-37, Baldwin 4-33, Clark 2-32, Khayat 2-14, Cuthbert 2-6.

Finally, the Seminoles unveiled a new offensive wrinkle by using the one-back set for the first time.

Amid all the changes, Florida State fielded perhaps its best defense ever. The group proved its prowess on Duke's first series, forcing a Blue Devil punt after three plays. On Florida State's opening series, Ward got an unpleasant welcome to the ACC when he was intercepted by Tee Edwards.

The Seminole defense returned the favor when FSU free safety Leon Fowler picked off a pass on the six and returned it 94 yards for the payoff. It was the fourth-longest interception return for a touchdown in Tribe history.

FSU's first game jitters continued in the first quarter when Edwards picked off his second Ward pass. On the next play, FSU's Marvin Jones recovered a fumble on the Duke 12-yard line. Ward quickly capitalized, scrambling six yards for his first collegiate touchdown and a 14-point Seminole lead.

Forty-two seconds later, DU back-up quarterback Spence Fischer needed only one play to change Duke's outlook, connecting with Jon Jensen on a 60-yard touchdown pass.

On the next series, the Seminoles marched 55 yards, capping the drive with a 38-yard

field goal by Dan Mowrey. FSU scored one more time in the half, Ward finding Kez McCorvey in the end zone for six. The Seminoles carried a 24-7 lead into the locker room.

The second half began on an ominous note for Florida State when Ward was picked off for the fourth time. But the Seminole signal-caller soon exhibited an ability to hit the big play, connecting with McCorvey from 19 yards out for a 31-7 FSU lead.

Blue Devil Brad Breedlove took the ensuing kickoff 83 yards before Tommy Henry dragged him down on the FSU 13. Fischer needed only one play to find paydirt. He completed a 13-yard pass to Ray Wright to make the score 31-14.

Not to be outdone, Ward finished FSU's next possession with a 68-yard touchdown pass to Matt Frier to put the Seminoles ahead 38-14. Florida State added two more scores, on a 30-yard field goal by Mowrey and a 20-yard reception by McCorvey, the sophomore's third TD catch of the day.

Duke added seven points to its total when Robert Baldwin scooted two yards into the end zone with time running out to make the final score 48-21.

**FLORIDA STATE --24**  
**CLEMSON -----20**  
**September 12, 1992**

CLEMSON, S.C. — Florida State returned to the scene of one of its greatest wins to earn its first Atlantic Coast Conference road victory. The last time the Seminoles had played in Clemson's Death Valley, they went from defeat to victory in the closing seconds thanks to the infamous "puntooskie".

The 1992 contest provided nearly as much excitement. In the end, Charlie Ward drove Florida State the length of the field with less than two minutes left to give the Tribe a 24-20 win.

The first two series were a replica of the early part of the Duke game. The FSU defense came up with a big play when Ken Alexander recovered a fumble. But Florida State's first possession was halted when Ward was picked off by

Clemson's Norris Brown, who returned the ball to the FSU 41.

The Tigers could not capitalize and were forced to punt. The two teams exchanged punts again before FSU gained offensive momentum. In that series, Ward gave a glimpse of things to come, completing 3-of-4 passes for 54 yards and scrambling for another 34 yards. William Floyd plowed off left tackle for the one-yard score to give the Seminoles a 7-0 lead as the first quarter ended.

Florida State's defense sparked the Seminoles' next score. Tommy Henry intercepted a Richard Moncrief pass, giving the Seminoles field position on the Clemson 34-yard line. A few plays later, Dan Mowrey connected on a 29-yard field goal.

Down 10-0, Clemson mounted a drive before halftime. The Tigers penetrated FSU territory and ended the first half on Nelson Welch's 47-yard field goal.



Despite receiving intravenous fluids just prior to the game, Marvin Jones made 13 stops against Clemson on his way to ESPN Player of the Game honors.

**FLORIDA STATE**  
**vs. CLEMSON**

**SCORE BY QUARTERS**

	1	2	3	4	F
Clemson	0	3	10	7	20
Florida State	7	3	7	7	24

**SCORING SUMMARY**

- FSU- Floyd 1 run (Mowrey kick), 1:51
- FSU- Mowrey 29 FG, 1:02
- CU- Welch 47 FG, 0:00
- CU- Welch 24 FG, 12:31
- CU- Trapp 39 interception return (Welch kick), 10:28
- FSU- Frier 11 pass from Ward (Mowrey kick), 0:17
- CU- Smith 35 pass from Moncrief (Welch kick), 11:11
- FSU- Knox 9 pass from Ward (Mowrey kick), 2:08

**TEAM STATISTICS**

	CU	FSU
First Downs	15	20
Rushes-Yards	42-154	35-106
Passing Yards	109	258
Comp.-Att.-Int.	13-24-2	20-39-4
Plays-Total Offense	66-263	74-364
Return Yards	112	87
Punts-Average	5-36.6	3-38.3
Fumbles-Lost	4-2	2-0
Interceptions-Yards	4-109	2-36
Penalties-Yards	5-35	7-52
Time of Possession	29:06	30:54
Third Down Conv.	6/18	5/15

**INDIVIDUAL STATISTICS**

**RUSHING:** CU-Blunt 11-59, Williams 7-58, Hall 6-14, Ryans 1-9, Moncrief 7-5, Welch 1-5, Grier 9-4; FSU-Ward 11-53, Jackson 13-37, McMillon 8-23, Floyd 3-6, Knox 1-(-13).

**PASSING:** CU-Moncrief 13-24-2-109; FSU-Ward 20-39-4-258.

**RECEIVING:** CU-Smith 5-73, Grier 1-14, Witherspoon 4-13, Gibson 1-9, Ryans 1-5, Blunt 1-(-5); FSU-Knox 6-72, Frier 4-53, McCorvey 3-47, Ellison 1-32, Baker 3-29, Johnson 1-13, McMillon 1-10, Jackson 1-2.

Two Ward miscues resulted in Clemson scores early in the third quarter. Robert O'Neal stepped in front of a pass to give Clemson the ball. Four plays later, Welch split the uprights from 24 yards out to shave FSU's margin to 10-6. Clemson soon took a 13-10 lead when James Trapp intercepted a Ward aerial and returned it 39 yards for a touchdown.

Ward continued his Dr. Jekyll/Mr. Hyde act late in the quarter. This time, a good Mr. Hyde took over, hooking up with Matt Frier in the end zone to put FSU ahead 17-13. The defense had given Ward the opportunity when Clifton Abraham returned a Moncrief fumble 51 yards to the Clemson 39-yard line.

The Tigers responded. Moncrief lofted a 35-yard pass to Terry Smith at the end of a 76-yard drive to give the home team a 20-17 advantage early in the fourth quarter.

With time running out, Ward began to exhibit the qualities that FSU Head Coach Bobby Bowden had raved about in the preseason. Beginning at the FSU 23 with 5:26 left, the Seminole offense systematically ate up ground on the way to the end zone. Four different receivers

were on the ends of Ward passes. Finally, Kevin Knox caught the game-winner, a nine-yarder with 2:08 left that gave FSU a 24-20 lead.

The Seminole defense snuffed out Clemson's last comeback chance when John Davis intercepted Moncrief's final pass to seal the FSU victory.

**SEMINOLE**  
**SIDELINE**

*At 6-7 and 320 pounds, Forrest Conoly was an inch taller and twenty pounds heavier than anyone else on the squad this spring. Come fall, Conoly will be replaced by incoming freshman Tra Thomas as the tallest Seminole. The Deland native stands 6-8. A look at the shortest, lightest, oldest and youngest Seminoles:*

- SHORTEST-**  
Marquette Smith, 5-7
- LIGHTEST-**  
James Cokje, 160 lbs.
- OLDEST-**  
Mack Knight, born 1/2/70
- YOUNGEST-**  
Andre Cooper, born 6/21/75

# FLORIDA STATE vs. N.C. STATE

## SCORE BY QUARTERS

	1	2	3	4	F
N.C. State	0	3	3	7	13
Florida State	0	14	10	10	34

## SCORING SUMMARY

NCS-	Videtich 24 FG, 8:15
FSU-	Vanover 60 pass from Ward (Mowrey kick), 3:47
FSU-	Baker 32 pass from Ward (Mowrey kick), 0:43
FSU-	Mowrey 21 FG, 12:13
NCS-	Videtich 41 FG, 3:11
FSU-	Baker 44 pass from Ward (Mowrey kick), 1:30
FSU-	Jackson 15 run (Mowrey kick), 8:38
FSU-	Mowrey 42 FG, 7:02
NCS-	Lawrence 39 pass from Bender (Videtich kick), 5:45

## TEAM STATISTICS

	NCSU	FSU
First Downs	17	22
Hushes-Yards	37-182	41-191
Passing Yards	154	275
Comp.-Att.-Int.	13-32-3	16-30-1
Plays-Total Offense	69-336	71-466
Return Yards	33	67
Punts-Average	7-41.2	7-36.5
Fumbles-Lost	1-1	2-2
Interceptions-Yards	1-0	3-0
Penalties-Yards	2-25	4-30
Time of Possession	28:08	31:52
Third Down Conv.	2/13	5/15

## INDIVIDUAL STATISTICS

**RUSHING:** NCS- Barbour 12-77, Manior 10-50, Downs 8-47, George 3-26, Jordan 4-(-18); FSU- Jackson 12-101, McMillon 14-92, Crockett 4-7, Harris 5-3, Floyd 1-1, Ward 5-(-13).  
**PASSING:** NCSU- Jordan 12-25-2-115, Bender 1-6-1-39, George 0-1-0-0; FSU- Ward 16-30-1-275.  
**RECEIVING:** NCSU- Goines 5-54, Lawrence 1-39, Aver 1-20, Griffis 2-16, Hinton 2-16, George 1-10, Downs 1-(-1); FSU- Vanover 5-105, Baker 2-76, Knox 4-38, Ellison 1-20, Frier 1-14, Floyd 1-9, Jackson 1-7, Johnson 1-6.

## FLORIDA STATE --34 N.C. STATE -----13 September 19, 1992

RALEIGH, N.C. — A September date at N.C. State marked Bobby Bowden's 100th road game as the Florida State head coach. By the end of the afternoon, Bowden's status as college football's "King of the Road" was further assured with a 34-13 FSU victory in Raleigh.

The Seminoles came in with a balanced game plan, re-establishing the running game while testing the Wolfpack secondary, especially deep. The FSU defense, meanwhile, was as stifling as it had been in the previous two games, holding N.C. State to two field goals and one late touchdown on the day.

The first quarter was a defensive struggle as neither team threatened. Early in the second period, N.C. State drew first blood when Steve Videtich split the posts from 24 yards out for three points.

Florida State could not be stopped for long. Sophomore cornerback Corey Sawyer picked off a Terry Jordan pass at the FSU 13. Four plays later, Charlie Ward hit Tamarick Vanover in full stride, and the speedy freshman outran the defense the rest of the way. The touchdown play covered 60 yards and gave the Seminoles a 7-3 advantage.

On its next possession, FSU again used its speed to take advantage of N.C. State's secondary. This time, Ward hit Shannon Baker on the fly for 32 yards and the score to give the Seminoles a 14-3 halftime advantage.

Florida State picked up where it left off in the third quarter.

The offense, having found its rhythm, ate up time and chunks of field while the defense continued flexing its muscle. FSU's first possession of the half moved 68 yards and resulted in a Dan Mowrey field goal.

N.C. State shaved the Seminole lead to 17-6 when Videtich connected on a 41-yard three-pointer late in the third quarter. Florida State went back to its bread and butter play of the day to put the game away. Ward threw his third long distance pass, a 44-yarder to Baker, to increase FSU's lead to 24-6.

Sawyer then played the thief again, picking off his second pass to put the offense back on the field. Sean Jackson scampered 15 yards into the end zone for the Seminoles' fourth and final touchdown.

Although three of Florida State's touchdowns came via Ward bombs, the running game was also key. For the first time in 1992, a Florida State tailback went over the century mark with Jackson accumulating 101 yards on 12 carries. Back-up Tiger McMillon contributed 92 yards on 14 tries.

The Wolfpack finally got in the end zone in the fourth quarter. Geoff Bender hit Reggie Lawrence on an out pattern and the split end raced 39 yards for a touchdown, making the final score Florida State 34, N.C. State 13.

For the third game in a row, Florida State's defense put in a stellar performance. Sawyer tied a school record by picking off three passes on the day. The Seminoles recorded six tackles for loss and held the Wolfpack to only two third down conversions on 13 attempts.


## SEMINOLE SIDELINE

With 28 Atlantic Coast Conference players picked in 1993, the ACC ranked third among the nation's leagues in number of players drafted. The PAC-10 topped the list with 31 players selected, followed closely by the SEC with 30. A breakdown of the number of players drafted from each ACC institution:

Florida State	6
Clemson	5
North Carolina	4
Virginia	4
N.C. State	3
Wake Forest	3
Georgia Tech	2
Maryland	1



Runs like this by Tribe quarterback Charlie Ward had defenders falling in his wake all day as FSU claimed a 34-13 win over eventual ACC runner-up N.C. State in Raleigh.



Wake Forest was the first team stung by Florida State freshman Tamarick Vanover, who returned his first career kickoff 96 yards for a touchdown to give the Seminoles a 14-7 lead against the Demon Deacons.

## FLORIDA STATE --35 WAKE FOREST -----7 September 26, 1992

TALLAHASSEE — Florida State celebrated Parents' Weekend in Tallahassee by extending its ACC unbeaten streak to four, defeating Wake Forest, 35-7. The third-largest crowd in FSU history — 62,915 — watched a game that was nearly over at halftime.

Wake Forest was forced to punt after three downs on its first series, and Corey Sawyer proved that the Florida State tradition of great punt returners/defensive backs continues, returning the punt 36 yards to the Wake Forest 34. Three plays later, Charlie Ward nailed Tamarick Vanover with an 18-yard strike for the game's first score.

The underdog Demon Deacons evened the score on their third possession. On nine plays, Wake drove 74 yards, Roger Pettus snagging an 18-yard pass

from Keith West to finish an impressive drive.

The score would not remain tied for long as Vanover took the ensuing kickoff at the four, broke up the middle and turned on the burners to streak past the Wake Forest coverage team. The return covered 96 yards to tie for the fifth-longest in FSU history.

Florida State's running game was firmly established on its next drive. Tiger McMillon was the primary weapon, carrying the ball six times, spinning and scampering for 34 yards. He also finished the drive, squeezing through the middle for a two-yard touchdown run.

The Tribe tallied seven more points in the middle of the second quarter, using a combination of passing and rushing to advance before William Floyd plunged six yards through the middle for the score. The half ended with the Seminoles comfortably ahead, 28-7.

Florida State notched its final points of the contest with one minute left in the third quarter when a third FSU running back found the end zone in dramatic fashion. Sean Jackson took a pitch, turned the corner on the left side and raced 88 yards for the score, the third-longest run from scrimmage in Florida State history.

The game saw a number of firsts for some young Seminoles. Freshman quarterback Danny Kanell completed his first career pass, and inside linebacker Ken Alexander made his first interception.

Florida State came away with its fourth straight victory and looked ahead to a meeting with top-ranked Miami, while Wake Forest left town with a measure of respect on its way to a surprisingly successful season.

## SEMINOLE SIDELINE

Florida State has established a scoring trend in its last six seasons. Since 1987, the Seminoles have outscored their opponents by at least 225 points each season. And every year, the Seminoles have won at least 10 games. FSU reached its highest mark in 1987, when the Tribe accumulated 481 points to its opponents' 163, a margin of 318 points! In only two seasons prior to 1987 did Florida State outscore its opponents by at least 200 points. In 1980, FSU went 10-2 while scoring over 250 points more than its competitors. The Seminoles first accomplished the feat in a 9-1 season in 1949, when FSU tallied 291 points while holding its foes to just 59.

## FLORIDA STATE vs. WAKE FOREST

### SCORE BY QUARTERS

	1	2	3	4	F
Florida State	14	14	7	0	35
Wake Forest	7	0	0	0	7

### SCORING SUMMARY

FSU-	Vanover 18 pass from Ward (Mowrey kick), 12:19
WF-	Pettus 18 pass from West (Green kick), 2:42
FSU-	Vanover 96 kickoff return (Mowrey kick), 2:26
FSU-	McMillon 2 run (Mowrey kick), 12:28
FSU-	Floyd 6 run (Mowrey kick), 7:18
FSU-	Jackson 88 run (Mowrey kick), 1:00

### TEAM STATISTICS

	FSU	WF
First Downs	19	15
Rushes-Yards	36-205	35-94
Passing Yards	256	196
Comp.-Att.-Int.	20-35-0	21-40-2
Plays-Total Offense	71-461	75-290
Return Yards	85	4
Punts-Average	5-33.2	8-36.6
Fumbles-Lost	4-3	1-0
Interceptions-Yards	2-0	0-0
Penalties-Yards	6-51	6-44
Time of Possession	28:23	31:37
Third Down Conv.	8/16	1/15

### INDIVIDUAL STATISTICS

**RUSHING:** FSU- Jackson 10-93, McMillon 13-75, Ward 4-27, Floyd 3-9, Crockett 1-7, Harris 3-4, Kanell 2-(-10); WF- Leach 18-79, Wells 3-30, Kennedy 3-4, J. Williams 1-0, Moultrie 4-(-2), West 1-(-2), LaRue 5-(-15).  
**PASSING:** FSU- Ward 19-29-0-240, Kanell 1-6-0-16; WF- West 13-26-2-134, LaRue 8-13-0-62, Leach 0-1-0-0.  
**RECEIVING:** FSU- Vanover 8-94, Frier 6-94, McCorvey 4-41, Allen 1-16, Baker 1-11; WF- Dixon 6-90, Pettus 3-33, Mills 5-21, Leach 2-21, Estes 3-15, Kennedy 1-8, Moultrie 1-8.

**MIAMI ----- 19**  
**FLORIDA STATE -- 16**  
**October 3, 1992**

MIAMI, FLA. — The Seminoles had revenge on their minds when they entered the Orange Bowl to face the top-ranked Miami Hurricanes. The previous year, Florida State lost to UM when a last-second field goal sailed wide right. In 1992, the Seminoles hoped to atone for that near miss. But the Hurricanes, playing at home where they had not lost in 47 games, had other ideas.

In the end, FSU suffered a case of "deja vu" when Dan Mowrey's game-tying field goal went wide right as time expired, allowing the Hurricanes to hang on for a 19-16 win.

The game began with a bang when FSU freshman sensation Tamarick Vanover took the opening kickoff 94 yards for a touchdown, silencing the sell-out crowd of 77,338. Sixteen seconds into the game, the Tribe



The Seminole defense performed up to par against Miami, allowing only 65 yards on 28 rushes, but FSU runners were held to only 67 yards themselves.

## FLORIDA STATE vs. MIAMI

### SCORE BY QUARTERS

	1	2	3	4	F
Miami	0	10	0	9	19
Florida State	7	3	3	3	16

### SCORING SUMMARY

FSU-	Vanover 94 kickoff return (Mowrey kick), 14:44
UM-	Prewitt 24 FG, 12:49
UM-	Bell 29 pass from Torretta (Prewitt kick), 7:36
FSU-	Mowrey 22 FG, 0:19
FSU-	Mowrey 28 FG, 2:57
FSU-	Mowrey 41 FG, 9:05
UM-	Thomas 33 pass from Torretta (Prewitt kick), 6:50
UM-	Safety (Sawyer tackled in end zone), 2:59

### TEAM STATISTICS

	UM	FSU
First Downs	14	19
Rushes-Yards	28-65	38-67
Passing Yards	252	261
Comp.-Att.-Int.	20-48-1	20-40-2
Plays-Total Offense	76-317	78-328
Return Yards	46	87
Punts-Average	11-41.1	7-36.4
Fumbles-Lost	2-1	5-2
Interceptions-Yards	2-22	1-0
Penalties-Yards	5-60	7-28
Time of Possession	28:12	31:48
Third Down Conv.	4/18	3/18

### INDIVIDUAL STATISTICS

**RUSHING:** UM- McGuire 13-25, Torretta 6-22, Bennett 8-19, Jones 1-(-1); FSU- Jackson 7-42, McMillon 11-30, Ward 19-(-2), Floyd 1-(-3).

**PASSING:** UM- Torretta 20-48-1-252; FSU- Ward 20-40-2-261.

**RECEIVING:** UM - Thomas 7-104, Copeland 3-47, Bell 3-44, Spencer 2-31, Williams 2-11, Bennett 2-9, Tellson 1-6; FSU- Frier 7-70, Floyd 3-57, McCorvey 2-49, McMillon 3-37, Knox 2-23, Vanover 2-15, Allen 1-10.

held a seven-point advantage.

The game then turned into a defensive struggle with both teams going at each other like heavyweight prize fighters in the oppressive heat and humidity of Miami. And when the offenses finally got in position to add points, special teams turned them away. Both the Hurricanes and Seminoles blocked field goals in the first quarter.

Early in the second period, Miami's offense put together a drive that culminated in a 24-yard field goal by Dane Prewitt. With the crowd and momentum on its side, the Hurricanes began to make an offensive move. On the first play of Miami's next series, UM quarterback Gino Torretta faked a reverse, then found tight end Coleman Bell wide open for a 29-yard touchdown.

With a 10-7 lead, the Hurricanes grabbed control of the first half. But Florida State refused to quit as Corey Sawyer took a punt back 50 yards to the Hurricane 19. The Seminoles marched to the five, but could not get into the end zone. Mowrey split the uprights with a 22-yard field goal as the half ended for a 10-10 halftime tie.

Defense continued to dominate in the third quarter. Mowrey broke the tie with a 39-yard field goal after a 10-play, 62-yard drive that lasted over four minutes.

The Seminoles took an ominous six-point lead in the final period when Mowrey was perfect on a 41-yard field goal. Miami responded like a champion by driving 58 yards for the go-ahead touchdown on its next

possession. Torretta hit Lamar Thomas with a 33-yard pass for the score and a 17-16 lead.

Then, Florida State relived the past. With 6:50 left, FSU and Miami exchanged punts. Sawyer took the Hurricane punt deep in FSU's territory and tried to turn the tide for his team by turning in a long punt return. Miami denied him the opportunity by tackling him in the end zone for a safety to take a 19-16 lead.

With players on both teams mentally and physically exhausted, Florida State got the ball one more time. Beginning on the FSU 19-yard line with 1:35 left, Ward directed a magnificent drive. On fourth-and-12, he hit Kez McCorvey over the middle for a 25-yard completion. A few plays later, Matt Frier made a diving catch for a gain of 17, and Ward added two scampers for 19 yards.

With seconds remaining, Mowrey attempted a 39-yard field goal that went wide right and once again, Miami had found a way to defeat the Seminoles.



## FLORIDA STATE vs. NORTH CAROLINA

### SCORE BY QUARTERS

	1	2	3	4	F
Florida State	13	9	7	7	36
North Carolina	7	3	3	0	13

### SCORING SUMMARY

FSU-	Jackson 1 run (kick failed), 10:00
FSU-	Sawyer 74 punt return (Mowrey kick), 8:52
UNC-	Holliday 23 pass from Stanicek (Pignetti kick), 6:14
FSU-	Mowrey 37 FG, 4:15
FSU-	Floyd 1 run (kick failed), 1:54
UNC-	Pignetti 44 FG, 0:00
FSU-	Ward 3 run (Mowrey kick), 6:49
UNC-	Pignetti 47 FG, 2:31
FSU-	Vanover 5 run (Mowrey kick), 1:37

### TEAM STATISTICS

	FSU	UNC
First Downs	20	12
Rushes-Yards	49-189	37-122
Passing Yards	170	101
Comp.-Att.-Int.	14-28-2	8-25-0
Plays-Total Offense	77-359	62-223
Return Yards	103	54
Punts-Average	4-36.5	9-38.8
Fumbles-Lost	3-2	2-1
Interceptions-Yards	0-0	2-29
Penalties-Yards	3-33	4-22
Time of Possession	33:15	26:45
Third Down Conv.	10/17	2/15

### INDIVIDUAL STATISTICS

**RUSHING:** FSU- Jackson 18-76, McMillon 15-50, Floyd 8-32, Baker 1-21, Ward 5-9, Vanover 1-5, Kanell 1(-)-4; UNC- Means 20-69, Felton 1-20, Faulkerson 6-19, Stanicek 8-10, Marshall 2-4.  
**PASSING:** FSU- Ward 10-22-2-87, Jackson 1-1-0-46, Kanell 3-5-0-37; UNC- Stanicek 8-25-0-101.  
**RECEIVING:** FSU- Vanover 5-89, Baker 3-33, McCorvey 2-27, Knox 2-13, Johnson 1-9, McMillon 1(-)-1; UNC- Felton 2-36, Holliday 1-23, Delong 1-16, Brooks 1-12, Means 2-11, Jordan 1-3.

## FLORIDA STATE -- 36 N. CAROLINA ----- 13 October 10, 1992

TALLAHASSEE, FLA. — Florida State hoped to rebound from the loss to Miami and get its focus back on the Atlantic Coast Conference race against North Carolina. Carolina came to Doak Campbell Stadium planning to take advantage of the Seminoles' mood and put the first blemish on Florida State's ACC record.

In the end, it was the Seminoles who kept on track toward their first league title with a 36-13 victory over the Tar Heels in front of a crowd of 60,553 in Tallahassee.

FSU proved the Miami game was behind it on the first series. North Carolina attempted to avoid the Seminole kick returners by pooch-kicking the ball. But Tiger McMillon took the kick at the 21

and raced 30 yards to the Tar Heel 49. Eleven plays later, Sean Jackson sprinted around the right side for a touchdown. For the first time all season, Dan Mowrey missed the extra point.

On its next possession, North Carolina was forced to punt after three downs. Corey Sawyer took the punt and broke through the coverage, juking the last defender for a 74-yard score. Midway through the first quarter, FSU held a 13-0 advantage.

UNC answered with a successful march of its own. Quarterback Jason Stanicek finished the 61-yard drive by hitting Corey Holliday with a 23-yard touchdown pass at 6:14 of the first quarter.

Dan Mowrey nailed a 37-yard field goal to pull FSU ahead by nine. On its next possession, the Seminoles added to the lead with the help of a trick play. Charlie Ward handed off to Jackson, who stopped and heaved a 46-yard pass to Tamarick Vanover. Two plays later, William Floyd finished the drive by diving one-yard over the goal line. The extra point kick was wide.

The Tar Heels got the ball back before halftime when Jonathan Perry blind-sided backup quarterback Danny Kanell, causing him to fumble. Tripp Pignetti capitalized by kicking a 44-yard field goal with no time on the clock to make the halftime score 22-10, FSU.

The Florida State defense again came up with a big play in the third quarter when Ken Alexander recovered a Natrone Means fumble in UNC territory. The offense soon took advantage of the miscue, Ward scrambling three yards to the end zone.

Following a 50-yard drive, Pignetti kicked his second field goal, splitting the uprights from 47 yards out for North Carolina's final points.

Florida State further salted UNC's wound in the game's final moments, completing an 82-yard drive with Vanover taking a reverse five yards for the final points of the 36-13 FSU win.



On his way to breaking the ACC single season record for punt return yardage, Corey Sawyer picked up 74 yards on one return against North Carolina.

## FLORIDA STATE vs. GEORGIA TECH

### SCORE BY QUARTERS

	1	2	3	4	F
Georgia Tech	0	6	12	6	24
Florida State	7	0	0	22	29

### SCORING SUMMARY

FSU-	Floyd 3 pass from Ward (Mowrey kick), 9:10
GT-	Sisson 43 FG, 14:11
GT-	Sisson 51 FG, 0:15
GT-	Levens 5 run (pass failed), 8:56
GT-	McGill 28 pass from Jones (pass failed), 6:40
GT-	Sisson 20 FG, 14:27
FSU-	Floyd 1 run (Mowrey kick), 11:36
GT-	Sisson 35 FG, 5:20
FSU-	Ward 5 run (pass failed), 3:20
FSU-	McCorvey 17 pass from Ward (Mowrey kick), 1:48
FSU-	Safety (Jones tackled in end zone), 0:47

### TEAM STATISTICS

	GT	FSU
First Downs	18	20
Rushes-Yards	40-108	42-188
Passing Yards	185	190
Comp.-Att.-Int.	17-36-0	21-34-2
Plays-Total Offense	76-293	76-378
Return Yards	41	41
Punts-Average	5-37.4	5-38.0
Fumbles-Lost	1-1	1-1
Interceptions-Yards	2-25	0-0
Penalties-Yards	9-70	10-88
Time of Possession	30:14	29:46
Third Down Conv.	10/20	3/12

### INDIVIDUAL STATISTICS

**RUSHING:** GT- Lincoln 6-43, Wright 6-29, Bell 10-28, Smith 4-26, Levens 6-6, Howard 1-(-1), Jones 7-(-23); FSU- Ward 13-65, Jackson 13-57, Floyd 6-26, Vanover 2-24, McMillon 6-9, Crockett 2-7.

**PASSING:** GT- Jones 15-33-0-170, Howard 2-3-0-15; FSU- Ward 20-32-2-183, Kanell 1-2-0-7.

**RECEIVING:** GT- Rodriguez 4-68, McGill 3-36, Walker 4-30, Papashak 1-16, Zachery 1-13, Lincoln 1-7, Smith 1-7, Levens 1-5, Bell 1-3; FSU- McCorvey 3-54, Ellison 5-43, Floyd 4-32, Vanover 5-27, McMillon 3-24, Baker 1-10.

## FLORIDA STATE --29 GEORGIA TECH ----24 October 17, 1992

ATLANTA, GA. — From the start, Florida State's match-up with Georgia Tech had the makings of a classic. The game pitted high school rivals Shawn Jones of Georgia Tech and Charlie Ward of Florida State at quarterback. In addition, FSU had not beaten Tech in eight previous meetings. Finally, the Seminoles seemed to be on cruise control through the ACC, and a feisty Georgia Tech team planned to play the role of spoilers.

For a while, it looked like the Yellow Jackets would fill that role

as they took a 21-7 lead early in the fourth quarter. Florida State's offense was sputtering, and Jones and company had found a groove.

Trailing 7-6 at halftime, Georgia Tech came out of the locker room ready. On its second series of the third period, Jones burned the FSU secondary with a 41-yard pass to Bobby Rodriguez that took the Jackets to the Seminoles five. From there, Dorsey Levens got around the right corner for six. Jones tried to convert on a two-point play, but was called for intentional grounding.

Tech cornerback Marlon Williams further frustrated FSU on its next drive by stepping in front of a Ward pass for an

interception. After an 18-yard return, the Yellow Jackets stood first-and-goal on the FSU 10. A face mask penalty and a loss on a rushing play had Tech looking at third-and-28. But Jones remained poised and hit Jason McGill for a touchdown. Again, the two-point conversion failed when Michael Smith was tackled short of the goal line. With the third quarter winding down, Georgia Tech held an 18-7 advantage.

Florida State found itself in a deeper hole at the start of the fourth after Scott Sisson nailed a 20-yard field goal.

In desperation, the Seminole offense finally came alive. Working from the shotgun and without a huddle, Ward connected on 6-of-8 passes and scrambled for 24 yards on FSU's first fourth-quarter drive. William Floyd bulldozed through the middle to make the score 21-14.

Sisson added another field goal for Tech with just over five minutes remaining. Ten points behind, Ward once again proved to be best in the clutch. Eating up 80 yards on a combination of medium range passes and quarterback keepers, Ward finished the drive by slipping into the end zone from five yards out. The two-point conversion attempt fell incomplete, and the Seminoles trailed 24-20 with 3:20 left.

Dan Mowrey kicked a perfect bouncing onside kick that FSU's Corey Sawyer recovered. Once again, Ward commanded a perfect series. With FSU facing

fourth-and-five at the Tech 17 and the Yellow Jackets blitzing, Ward found Kez McCorvey open in the flat. McCorvey put a move on the defender and dove into the end zone for the go-ahead touchdown.

The Yellow Jackets had one more chance from their own seven-yard line with 1:42 left. But Jones lost yardage and was run out of the end zone by FSU's Reggie Freeman for a safety. Tech tried the onside kick, but McCorvey came up with it to safeguard the 29-24 win.

At the start of the game, it appeared the Seminoles would handle Georgia Tech. FSU marched with relative ease on its first drive, Floyd snagging a three-yard Ward pass for the game's first points. Sisson kept Tech in the game, kicking field goals from 43 and 51 yards out.


Some considered the FSU win the best comeback victory in school history. Fans marveled at the heroics of Ward, who accounted for 206 of FSU's 207 yards on three touchdown drives in the final stanza.



With Marvin Jones on the bench with a sprained ankle, Derrick Brooks picked up the slack against Georgia Tech with 18 tackles, the highest total by an FSU player all year.

## SEMINOLE SIDELINE

In 1993, Florida State was the only school in the country which had one or more of its athletes chosen in the first round of the National Football League, National Basketball Association and Major League Baseball drafts. Linebacker Marvin Jones went first, as the first round selection and fourth pick overall of the NFL's New York Jets. In June, pitcher John Wasdin was taken by the Oakland Athletics with the 25th pick in the first round of the baseball draft. A few weeks later, Doug Edwards and Sam Cassell of the FSU basketball team were NBA first round choices. Edwards went 15th, to the Atlanta Hawks, and Cassell nine picks later to the Houston Rockets. It's the only time in school history Florida State has had first rounders in all three drafts.



Florida State's ACC title clinching win at Virginia provided a showcase for tailback Tiger McMillon, who gained 138 yards on 25 carries and caught five passes for 45 yards.

## FLORIDA STATE vs. VIRGINIA

### SCORE BY QUARTERS

	1	2	3	4	F
Virginia	0	3	0	0	3
Florida State	0	7	6	0	13

### SCORING SUMMARY

UVA- Husted 37 FG, 13:28  
 FSU- Vanover 27 pass from Ward (Mowrey kick), 6:18  
 FSU- Ward 16 run (kick failed), 0:27

### TEAM STATISTICS

	UVA	FSU
First Downs	11	22
Rushes-Yards	44-146	54-285
Passing Yards	49	128
Comp.-Att.-Int.	7-19-2	11-30-0
Plays-Total Offense	63-195	84-413
Return Yards	0	54
Punts-Average	8-38.8	7-25.6
Fumbles-Lost	2-1	5-2
Interceptions-Yards	0-0	2-0
Penalties-Yards	3-25	9-75
Time of Possession	28:34	31:26
Third Down Conv.	4/16	8/17

### INDIVIDUAL STATISTICS

**RUSHING:** UVA- Brooks 5-64, Washington 19-50, Way 6-30, Steele 1-3, Goodman 13(-1); FSU- McMillon 25-138, Floyd 14-83, Ward 11-55, Crockett 3-14, Vanover 1(-5).

**PASSING:** UVA- Goodman 7-19-2-49; FSU- Ward 11-29-0-128, Baker 0-1-0-0.

**RECEIVING:** UVA- Allen 3-21, Washington 2-15, Mundy 1-11, Brooks 1-2; FSU- McCorvey 3-51, McMillon 5-45, Vanover 1-27, Johnson 1-5, Harris 1-0.

## FLORIDA STATE -- 13 VIRGINIA ----- 3 October 31, 1992

CHARLOTTESVILLE, VA. — On Halloween night, Virginia was ready to play trick-or-treat on Florida State on a rainy night before 45,000 fans in Scott Stadium. A win at UVA would be a milestone for Florida State, clinching its first conference crown and giving Bobby Bowden his 150th victory at FSU. With those goals in mind, the Seminoles would not be denied.

Weather conditions combined with strong defensive performances by both teams led to a low-scoring contest. Both teams struggled to hold onto the pigskin as Virginia recovered two fumbles, and FSU picked up one ball and picked off two passes. The two teams combined for 15 punts in the game.

The Cavaliers were the first to strike, finishing a 56-yard drive with a 37-yard field goal by Michael Husted to start the second quarter. Florida State responded with a similar drive, but Dan Mowrey's field goal attempt from 35 yards was no good.

Having discovered a way to penetrate Virginia's defense, it was only a matter of time before the Seminoles notched their first points. With excellent field position on the Cavalier 36-yard line, Charlie Ward completed FSU's first touchdown drive with a 27-yard pass to Tamerick Vanover. At the half, FSU led 7-3.

Florida State took control of the game by controlling the third quarter. On the final drive of the period, FSU marched 75 yards, Ward scrambling the final 16 yards for the score. The extra point missed, but FSU held a 10-point advantage.

With victory still well within the Cavaliers' reach in the fourth quarter, the Seminole defense held while the offense missed two chances to break the game open. Ward and company were stifled when two bad exchanges between center and quarterback resulted in fumbles. The first came on second-and-goal on the Virginia two-yard line, and the second occurred on the Cavalier 21. Both possessions took valuable time off the clock and enabled Florida State to hold on to win, 13-3.

There were many Florida State heroes in the ACC-clinching win. Sophomore tailback Tiger McMillon, starting in place of an injured Sean Jackson, ran rampant for 138 yards, the top total of the season by an FSU running back. William Floyd added 83 yards on the ground.

Offensive tackle Robert Stevenson was named the ACC Offensive Lineman of the Week following his performance against Virginia. All-American Chris Slade, and Derrick Brooks picked up the slack on defense with Marvin Jones out with a sprained ankle, tallying 10 tackles and 1½ sacks.

**FLORIDA STATE --69**  
**MARYLAND.....21**  
**November 7, 1992**

TALLAHASSEE, FLA. — Before all was said and done on Homecoming Weekend in Tallahassee, Florida State and Maryland had rewritten the record books. Appropriately enough, a school record 64,127 fans watched the Seminole offense smash 11 school records and six ACC marks in a 69-21 romp over the Terrapins. The win completed a perfect (8-0) run through the Atlantic Coast Conference for Florida State and secured a New Year's Day bowl bid for the ACC champs.

Florida State countered Maryland's explosive offense with a no-huddle attack of its own, featuring Charlie Ward working out of the shotgun formation. The new look — dubbed the Fast Break — paid off as FSU scored on every possession in the first half. The offense earned over four and a half football fields of yardage in the first stanza alone.

From the outset, Ward ran the Fast Break to perfection, driving FSU 83 yards in 2:38 to start the game. The quarterback finished it off by streaking in from the eight-yard line for the Seminoles' first six. Maryland evened the score when John Kaleo connected with Richard Harris from 23 yards out on its first drive.

The rest of the half belonged to Florida State as the home team tallied five more touchdowns. William Floyd fought his way in from the one for the go-ahead score. A little more than three minutes later, FSU's blitzkrieg offense struck again when Ward delivered a 19-yard pass to Kevin Knox for a 21-7 lead.

Ward continued to add to his mounting numbers by lofting a flawless throw to Kez McCorvey for a 35-yard touchdown at 9:03 of the second quarter. On its next possession, Florida State further dumbfounded the Maryland defense with the "Crocodile" play. Ward threw the ball across the field to Shannon Baker. Baker looked downfield, then passed the ball back to Ward who charged 28 yards to the three-yard line. Clyde Allen scooted in to complete the drive.

Florida State notched seven more points before intermission for a 42-7 halftime advantage. Knox pulled in his second touchdown pass of the game, this one from 21 yards away.

The Seminoles tempered the offensive show in the last two

**FLORIDA STATE**  
**vs. MARYLAND**

**SCORE BY QUARTERS**

	1	2	3	4	F
Florida State	14	28	20	7	69
Maryland	7	0	7	7	21

**SCORING SUMMARY**

FSU-	Ward 8 run (Mowrey kick), 8:37
MD-	Harris 23 pass from Kaleo (DeArmas kick), 4:34
FSU-	Floyd 1 run (Mowrey kick), 1:21
FSU-	Knox 19 pass from Ward (Mowrey kick), 12:53
FSU-	McCorvey 35 pass from Ward (Mowrey kick), 9:03
FSU-	Allen 3 run (Mowrey kick), 5:50
FSU-	Knox 21 pass from Ward (Mowrey kick), 1:57
FSU-	Johnson 6 pass from Ward (Mowrey kick), 11:50
FSU-	McMillon 44 run (Mowrey kick), 7:03
MD-	Lewis 38 pass from Kaleo (DeArmas kick), 5:26
FSU-	Allen 4 run (kick blocked), 4:30
FSU-	Crockett 32 run (Mowrey kick), 12:49
MD-	Wycheck 3 run (DeArmas kick), 8:25

**TEAM STATISTICS**

	FSU	MD
First Downs	40	27
Rushes-Yards	45-424	33-101
Passing Yards	434	335
Comp.-Att.-Int.	28-41-0	27-42-0
Plays-Total Offense	86-858	75-436
Return Yards	-4	0
Punts-Average	0-0	6-36.0
Fumbles-Lost	0-0	0-0
Interceptions-Yards	0-0	0-0
Penalties-Yards	11-96	6-40
Time of Possession	28:57	31:03
Third Down Conv.	9/12	5/15

**INDIVIDUAL STATISTICS**

**RUSHING:** FSU- Ward 7-111, Allen 5-103, McMillon 5-70, Crockett 8-52, Harris 10-46, Baker 1-23, Vanover 2-9, Kanell 2-4, Peirce 1-4, Floyd 3-1, Knox 1-1; MD- Wycheck 17-62, Kaleo 13-37, Bragg 1-9, Milanovich 2(-7).  
**PASSING:** FSU- Ward 26-37-0-395, Kanell 2-4-0-39; MD- Kaleo 20-33-0-262, Milanovich 7-9-0-73.  
**RECEIVING:** FSU- Vanover 7-107, Knox 5-83, McCorvey 3-59, Baker 5-54, McMillon 3-52, Floyd 2-39, Harris 1-29, Johnson 2-11; MD- Prunzik 8-119, Lewis 6-79, Weaver 2-58, Harris 4-40, Inge 2-26, Wycheck 5-21.



Reserve tailback Clyde Allen earned an AT&T Long Distance Award and set a Florida State record for the longest non-touchdown run from scrimmage with an 84-yard gallop against Maryland.

quarters, but still added 27 points. Playing in only one series in the second half, Ward found Lonnie Johnson wide open in the end zone at 11:50 of the third quarter. With 506 yards rushing and passing, he broke the Seminole single game total offense record before leaving in favor of second team quarterback Danny Kanell and reserves Mike Heath and Mike Barre.

With a 49-7 lead, Florida State put the brakes on its offense and went to the ground. But Seminole running backs easily broke through the overworked Maryland defense. Tiger McMillon scored on a 44-yard run and Allen raced 84 yards before getting pushed out of bounds at the four. His effort was

the longest non-touchdown run from scrimmage in school history. He then finished the drive by breaking through the middle into the end zone. Zack Crockett added the last FSU touchdown of the game, going 32 yards for a score.

Maryland added 14 points to its total as Jermaine Lewis snagged a 38-yard pass from Kaleo, and Frank Wycheck scored from three yards out to make the final FSU 69, Maryland 21.



Ft. Lauderdale freshman Danny Kanell completed his first career touchdown pass against Tulane. His 12-yarder to Lonnie Johnson to start the fourth quarter completed the scoring.

## FLORIDA STATE -- 70 TULANE ----- 7 November 14, 1992

TALLAHASSEE, FLA. — In the 10th and final meeting between Florida State and Tulane, the Seminoles did not give its longtime opponent a fond going-away party. With Burt Reynolds and Walter Payton in attendance, and clad in brand new garnet pants, the Seminoles put on a show for their famous fans. Severely outmanned, the Green Wave looked more like a ripple in taking its worst beating in school history, 70-7.

The game was nearly a continuation of the previous week, as the Tribe again showcased the Fast Break Offense. FSU scored 35 points in the first quarter alone.

William Floyd began the Seminole onslaught by plunging over the middle for a 7-0 lead to finish a drive. Two minutes later, the defense added seven more. Clifton Abraham blocked a punt, scooped it up and led the way 18 yards into the end zone.

FSU signal-caller Charlie Ward connected on three touchdown passes in the initial quarter, on an 11-yard strike to Shannon

Baker, a 48-yard bomb to Tiger McMillon and a six-yard line drive to Kez McCorvey. Ward brought his total to four touchdown passes when Clyde Allen snared a four-yarder in the second period.

The Florida State defense also dominated this game. Abraham scored his second touchdown of the day early in the second period, picking off a Billy Duncan pass and returning it 32 yards for the score.

Tulane avoided the shut out when Duncan completed an 18-yard touchdown pass to Terrance Strickland in second quarter action. As if to make TU pay for scoring, Tamarick Vanover caught the ensuing kickoff and handed off to Shannon Baker on the reverse. Baker went the length of the field, faking out the last defender en route to the end zone for a 90-yard kickoff return TD, FSU's third touchdown of its type on the year.

With the game well out of reach, the Seminoles coasted through the second half. Floyd increased the advantage to 63-7 when he plowed through the middle for his second touchdown of the day at 9:55 of the third quarter.

The final points of the game were tallied by FSU tight end Lonnie Johnson, who snagged a 12-yard pass from back-up QB Danny Kanell. The freshman's first collegiate touchdown pass made the final score 70-7.

Florida State's defense had another great afternoon, holding Tulane to less than 200 yards of total offense. FSU defenders intercepted four passes and sacked Green Wave quarterbacks seven times. Corey Sawyer's seventh interception tied him for fourth place on the FSU single season list, while Carl Simpson's two sacks moved him to third on the all-time FSU sack list.

## SEMINOLE SIDELINE

Over the next two seasons, Florida State will continue to play top-notch opponents by filling its three non-conference spots with Miami, Notre Dame and Florida. The future won't provide any reprieve, either, as FSU will face two of the country's top programs in home and away series'. Southern Cal will host FSU in 1997, and the Seminoles return the favor in 1998. In 1999, Nebraska will travel to Tallahassee for the first time. The Tribe returns to Lincoln at the turn of the century.

## FLORIDA STATE vs. TULANE

### SCORE BY QUARTERS

	1	2	3	4	F
Florida State	35	21	7	7	70
Tulane	0	7	0	0	7

### SCORING SUMMARY

FSU-	Floyd 1 run (Mowrey kick), 12:35
FSU-	Abraham 18 punt return (Mowrey kick), 10:37
FSU-	Baker 11 pass from Ward (Mowrey kick), 2:29
FSU-	McMillon 48 pass from Ward (Mowrey kick), 1:00
FSU-	McCorvey 5 pass from Ward (Mowrey kick), 0:00
FSU-	Allen 4 pass from Ward (Mowrey kick), 9:20
FSU-	Abraham 32 interception return (Mowrey kick), 7:22
TU-	Strickland 18 pass from Duncan (Clark kick), 0:52
FSU-	Baker 90 kickoff return (Mowrey kick), 0:37
FSU-	Floyd 1 run (Mowrey kick), 9:55
FSU-	Johnson 12 pass from Kanell (Mowrey kick), 14:50

### TEAM STATISTICS

	FSU	TU
First Downs	26	10
Rushes-Yards	47-232	41-74
Passing Yards	256	112
Comp.-Att.-Int.	20-30-1	11-22-4
Plays-Total Offense	77-488	63-186
Return Yards	106	17
Punts-Average	3-38.0	8-39.1
Fumbles-Lost	2-1	3-2
Interceptions-Yards	4-38	1-17
Penalties-Yards	4-51	4-25
Time of Possession	28:38	31:22
Third Down Conv.	5/12	2/15

### INDIVIDUAL STATISTICS

**RUSHING:** FSU- Crockett 7-47, McMillon 6-46, Ward 7-45, Allen 8-41, Harris 8-37, Floyd 8-28, Peirce 1-(-1), Heath 1-(-2), Kanell 1-(-9); TU- Miller 12-40, Ducre 4-23, Fagan 4-21, Perry 3-9, Strickland 5-5, Hubert 3-(-5), Aylsworth 6-(-8), Duncan 4-(-11).

**PASSING:** FSU- Ward 18-27-1-220, Kanell 2-3-0-36; TU- Duncan 8-14-2-94, Meadows 2-4-1-11, Aylsworth 1-4-1-7.

**RECEIVING:** FSU- Vanover 5-58, McMillon 1-48, McCorvey 4-42, Johnson 2-36, Baker 3-30, Knox 2-23, Allen 2-10, Ellison 1-9; TU- W. Ursin 3-31, Broadnax 2-25, J. Ursin 3-24, Strickland 1-18, Ballard 1-7, Sanchez 1-7.



Gator quarterbacks Shane Matthews and Terry Dean found themselves harassed by FSU defenders like Devin Bush (11) all day, leading to a first-half rushing total of minus seven yards.

## FLORIDA STATE --45 FLORIDA -----24 November 28, 1992

TALLAHASSEE, FLA. — Head Coach Bobby Bowden reached another milestone in his award-laden career with Florida State's 45-24 victory over intrastate rival Florida in the Seminoles' final regular season game of 1992.

By winning 10 games for the sixth straight year, Bowden became the first coach in major college football history to achieve such remarkable success over so many years. Bowden's 1992 FSU team did it by beating the Gators soundly before a record crowd of 68,311 at Doak Campbell Stadium.

Florida received the first sign of a long day ahead when Tribe cornerback Corey Fuller made his first career interception on UF's first possession. Five minutes later, Sean Jackson took a handoff and carried a slew of Florida defenders into the end zone for a 10-yard score.

After the FSU defense forced a punt, Seminole QB Charlie Ward, working in the Fast Break Offense, tested the Gator secondary with middle to long range passes. On the next series, Ward went 4-for-4. Tamarick Vanover finished the

drive with a diving catch of a tipped ball in the paint to make the Seminole lead 14-0.

Florida soon cut the advantage in half. Gator quarterback Shane Matthews threw a fade into the right corner of the end zone to Aubrey Hill at 3:22 of the first period.

With its lead dwindling, the Seminoles called on Vanover. The freshman took the kickoff at the 11, faked a reverse to Shannon Baker and ran past the coverage team before getting tripped up at the UF nine. Dan Mowrey soon added three points with a 26-yard field goal to make the score 17-7, FSU.

Florida's woes continued late in the first quarter when a reverse went awry and Derrick Alexander recovered the fumble. The Seminoles capitalized quickly. Tiger McMillon dove over the left pylon for a 24-7 FSU lead just minutes into the second quarter.

UF cut the lead to 10 when Charlie Dean caught a pass from Matthews in the flat and went eight yards for the score at the end of a six-play, 46-yard drive.

On the kickoff, Florida decided to test the FSU return team again and paid for it when Vanover took the ball 76 yards to the UF 24-yard line. Four plays later, Ward faked the handoff and sprinted into the end zone from the three.

With a 31-14 edge, Florida State was well in command of the game. Florida attempted to regain some momentum on a 12-play drive that culminated in Judd Davis' 36-yard field goal.

However, the Seminoles responded to the score with one of their own. With time running out in the half, Ward directed the two-minute offense to perfection and William Floyd finished it off, powering four yards over the goal line. At the half, the scoreboard read Florida State 38, Florida 17.

FSU tallied its final points of the game on the first possession of the second half. Floyd plunged up the middle from the one to give Florida State a 45-17 lead.

With Florida starting quarterback Shane Matthews on the bench, backup Terry Dean added the last points of the contest when he lobbed a ball four

yards to Willie Jackson early in the fourth quarter.

There were many superstars in the FSU win. Kevin Knox grabbed 11 passes for 123 yards to post the best game by a Seminole wide receiver all year. Ward broke the school record for single season total offense.

The defense, led by Marvin Jones' 11 tackles, also had a strong performance, holding Florida to 41 yards rushing on the game, and minus seven yards on the ground in the first half.

The victory upped Bowden's record against Florida to 9-8 in 17 years as the Florida State coach.

## FLORIDA STATE vs. FLORIDA

### SCORE BY QUARTERS

	1	2	3	4	F
Florida State	17	21	7	0	45
Florida	7	10	0	7	24

### SCORING SUMMARY

FSU-	Jackson 10 run (Mowrey kick), 8:36
FSU-	Vanover 7 pass from Ward (Mowrey kick), 5:41
UF-	Hill 8 pass from Matthews (Davis kick), 3:22
FSU-	Mowrey 26 FG, 1:20
FSU-	McMillon 2 run (Mowrey kick), 13:16
UF-	C. Dean 8 pass from Matthews (Davis kick), 7:30
FSU-	Ward 3 run (Mowrey kick), 6:06
UF-	Davis 36 FG, 2:05
FSU-	Floyd 4 run (Mowrey kick), 0:05
FSU-	Floyd 1 run (Mowrey kick), 3:40
UF-	Jackson 4 pass from T. Dean (Davis kick), 11:05

### TEAM STATISTICS

	FSU	UF
First Downs	26	21
Rushes-Yards	32-140	30-41
Passing Yards	331	313
Comp.-Att.-Int.	27-47-1	24-55-2
Plays-Total Offense	79-471	85-354
Return Yards	25	18
Punts-Average	5-34.6	4-41.0
Fumbles-Lost	1-0	2-2
Interceptions-Yards	2-0	1-0
Penalties-Yards	12-111	10-83
Time of Possession	29:16	30:44
Third Down Conv.	6/13	9/20

### INDIVIDUAL STATISTICS

**RUSHING:** FSU- Ward 9-70, Jackson 8-23, Floyd 8-21, Vanover 1-15, McMillon 5-11, Crockett 1-0; UF- T. Davis 5-37, T. Dean 12-12, Rhett 9-0, Matthews 3-(-3), Randolph 1-(-5).  
**PASSING:** FSU- Ward 27-47-1-331; UF- Matthews 15-30-1-175, T. Dean 9-25-1-138.  
**RECEIVING:** FSU- Knox 11-123, McCorvey 6-78, Baker 4-54, Vanover 3-43, Frier 2-29, Jackson 1-4; UF- J. Jackson 4-97, Hill 4-58, W. Jackson 5-48, Rhett 4-32, Everett 2-22, C. Dean 2-19, Keller 1-19, Duncan 1-14, Randolph 1-4.

# The Orange Bowl

**FLORIDA STATE --27**  
**NEBRASKA -----14**  
January 1, 1993

MIAMI, FLA.— The Orange Bowl provided the perfect setting for a reunion. After all, the bowl itself was one Florida State had not visited since 1981, and FSU had never notched a post-season win in the game. In addition, the matchup between Big Eight champ Nebraska and Florida State provided a chance for the two teams to get reacquainted. Nebraska was a familiar bowl foe for FSU as this game marked the third bowl meeting in six years for the two football powers.

Before the coin toss, the outcome seemed a foregone conclusion. Nobody, including the Nebraska school newspaper, believed the Cornhuskers stood a chance against Charlie Ward and Florida State's high-powered offense, while the FSU defense appeared up to the challenge of stopping Nebraska's "We-Backs".

By the second quarter, the foundation of a rout had been built. The Tribe scored 20

unanswered points and the Cornhuskers were flailing in monsoon rain conditions. However, the torrential downpour affected FSU's style of play more, forcing the offense to replace the shotgun with a safer and slower I-formation rushing attack.

Florida State tallied its first points of the contest midway through the first quarter. After Nebraska hit a brick wall on a fourth-and-one attempt on an early drive, the Seminole offense got the ball on its own 24-yard line.

Charlie Ward quickly directed a drive to the Cornhusker 25. From there, the FSU signal-caller calmly hooked up with Tamarick Vanover for the first score of the game.

After an exchange of punts, an interception, and a missed field goal by Nebraska, FSU got going again. Vanover's 29-yard pickup on a reverse and Sean Jackson's 28-yard pass completion to Ward highlighted an FSU drive that resulted in a 40-yard field goal by Dan Mowrey. With 10:54 left in the half, the Tribe held a 10-point advantage.

A Nebraska mistake proved costly on the following series.



The MVP of FSU's 27-14 Orange Bowl victory over Nebraska, Charlie Ward and the Fast Break Offense were slowed by monsoon-like conditions that limited second-half scoring.

## FLORIDA STATE vs. NEBRASKA

### SCORE BY QUARTERS

	1	2	3	4	F
Nebraska	0	7	0	7	14
Florida State	7	13	7	0	27

### SCORING SUMMARY

FSU-	Vanover 25 pass from Ward (Mowrey kick), 7:41
FSU-	Mowrey 40 FG, 10:54
FSU-	McCorvey 4 pass from Ward (Mowrey kick), 9:22
FSU-	Mowrey 24 FG, 2:34
NEB-	Dixon 41 pass from Frazier (Bennett kick), 1:03
FSU-	Jackson 11 run (Mowrey kick), 4:52
NEB-	Armstrong 1 pass from Frazier (Bennett kick), 10:24

### TEAM STATISTICS

	NEB	FSU
First Downs	13	23
Rushes-Yards	34-144	48-221
Passing Yards	146	215
Comp.-Att.-Int.	10-22-2	16-31-1
Plays-Total Offense	56-290	79-436
Return Yards	30	10
Punts-Average	4-44.8	6-35.8
Fumbles-Lost	5-1	3-0
Interceptions-Yards	1-12	2-0
Penalties-Yards	6-50	6-71
Time of Possession	23:07	36:53
Third Down Conv.	3/12	8/16

### INDIVIDUAL STATISTICS

**RUSHING:** NEB- Jones 19-76, Dixon 1-35, Lewis 3-19, Brown 4-13, Frazier 7-1; FSU- Jackson 17-101, Vanover 3-50, McMillon 9-23, Ward 14-23, Wimberly 1-19, Floyd 4-5.

**PASSING:** NEB- Frazier 10-21-2-146, Bell 0-1-0-0; FSU- Ward 15-30-1-187, Jackson 1-1-0-28.

**RECEIVING:** NEB- Dixon 5-123, Hawkins 2-18, Muhammad 1-4, Armstrong 1-1, Jones 1-0; FSU- Jackson 4-61, Vanover 3-40, Baker 3-32, Ward 1-28, Ellison 1-24, McCorvey 3-23, McMillon 1-7.

Cornhusker quarterback Tommy Frazier, feeling the Seminole rush, attempted a late pitch. The ball sailed and FSU's Dan Footman recovered it on the two-yard line. Three plays later, Ward hit Kez McCorvey with a four-yard strike for a 17-0 FSU lead.

Mowrey added another field goal in the period, this one from 24 yards out. With a first half shutout looming, Nebraska went to the air. Frazier soon connected with Corey Dixon, who made a circus grab in the end zone for a 41-yard touchdown.

As the rain poured down, Florida State and Nebraska played a quiet final half, offensively. The two teams traded touchdowns with the Seminoles putting the game away in the third quarter. At the end of an 85-yard, 16-play drive that took nearly eight minutes off the clock, Jackson rattled and rolled 11 yards into the end zone, giving the Tribe a 20-point lead once again.

The Cornhuskers put the last points on the board with 10 minutes left in the game. Tight end Gerald Armstrong snared a one-yard pass from Frazier.

Ward was named Florida State's Orange Bowl MVP with 210 yards of total offense and two touchdown passes. Jackson also had an excellent outing, gaining 101 yards on 17 carries and catching four passes for 61 yards. Jackson gained 73 of his 101 yards in the second half as he passed the 100-yard mark for the second consecutive bowl game.

# '92 FLORIDA STATE STATISTICS

RECORD(W-L-T): 11-1-0 (6-0-0 HOME; 4-1-0 AWAY; 1-0-0 NEUTRAL; 8-0-0 ACC)

	FSU	OPP
TOUCHDOWNS RUSHING	26	3
PASSING	23	15
OTHER	7	1
FIRST DOWNS RUSHING	122	74
PASSING	125	90
PENALTY	9	15
TOTAL	256	179
RUSHING ATTEMPTS	464	400
YARDS GAINED	2572	1524
YARDS LOST	320	421
NET YARDS	2252	1103
YARDS PER CARRY	4.9	2.8
YARDS PER GAME	204.7	100.3
PASSING (CMP-ATT-INT)	214-387-17	182-386-18
COMPLETION PCT	55.3	47.2
NET YARDS	2628	2114
YARDS PER ATTEMPT	7.31	5.48
YARDS PER COMPLETION	13.22	11.62
YARDS PER GAME	257.1	192.2
RATING	127.5	96.7
TOTAL OFFENSE	5080	3217
PLAYS	851	786
YARDS PER PLAY	5.97	4.09
YARDS PER GAME	461.8	292.5
POINTS SCORED	419	172
POINTS PER GAME	38.1	15.6
INTERCEPTIONS/RET YARDS	18/168	17/255
PUNT RETURNS/YARDS/AVG	35/516/14.7	18/123/6.8
KICK RETURNS/YARDS/AVG	27/819/30.3	57/1246/21.9
PUNTS/YDS/AVG	49/1726/35.2	78/2964/38.0
PENALTIES/YARDS	69/728	62/477
FUMBLES/LOST	27/14	24/13
QB SACKS	41	21
THIRD DOWN/ CONV/PCT	161/67/41.6	179/46/25.7

## SCORING

	TDS	XP1-A	XP2-A	FG-A	SAF	PTS
D. Mowrey	0	51-55	0-0	10-18	0	81
W. Floyd	10	0-0	0-0	0-0	0	60
T. Vanover	7	0-0	0-0	0-0	0	42
C. Ward	6	0-0	0-1	0-0	0	36
K. McCarvey	6	0-0	0-0	0-0	0	36
S. Baker	4	0-0	0-0	0-0	0	24
T. McMillon	4	0-0	0-0	0-0	0	24
S. Jackson	4	0-0	0-0	0-0	0	24
C. Allen	3	0-0	0-0	0-0	0	18
K. Knox	3	0-0	0-0	0-0	0	18
M. Frier	2	0-0	0-0	0-0	0	12
C. Abraham	2	0-0	0-0	0-0	0	12
L. Johnson	2	0-0	0-0	0-0	0	12
Z. Crockett	1	0-0	0-0	0-0	0	6
C. Sawyer	1	0-0	0-0	0-0	0	6
L. Fowler	1	0-0	0-0	0-0	0	6
TEAM	0	0-0	0-0	0-0	1	2

## FIELD GOALS

	0-29	30-39	40-49	TOTAL	LG
D. Mowrey	4-5	4-8	2-5	10-18	42

## PASSING

	ATT	COMP	PCT	YDS	INT	TDS	RTG
S. Jackson	1	1	1.000	46	0	0	486.4
C. Ward	365	204	.559	2647	17	22	127.4
D. Kanell	20	9	.450	135	0	1	118.2
S. Baker	1	0	.000	0	0	0	0.0

## TOTAL OFFENSE

	PLAYS	RUSH	PASS	TOTAL	YDS/PL
C. Ward	465	504	2647	3151	6.8
T. McMillon	116	579	0	579	5.0
S. Jackson	97	489	46	535	5.5
W. Floyd	61	222	0	222	3.6
C. Allen	13	144	0	144	11.1
Z. Crockett	28	140	0	140	5.0
F. Harris	28	117	0	117	4.2
D. Kanell	26	-19	135	116	4.5
S. Baker	3	44	0	44	14.7
T. Vanover	9	43	0	43	4.8
J. Peirce	2	3	0	3	1.5
M. Heath	1	-2	0	-2	-2.0
K. Knox	2	-12	0	-12	-6.0

## RECEIVING

	NUM	YARDS	AVG	TDS	LG
T. Vanover	42	581	13.8	4	60
K. Knox	35	396	11.3	3	24
K. McCarvey	34	521	15.3	6	35
M. Frier	22	340	15.5	2	68
S. Baker	22	297	13.5	3	44
T. McMillon	18	224	12.4	1	48
O. Ellison	11	155	14.1	0	32
W. Floyd	10	137	13.7	1	33
L. Johnson	8	80	10.0	2	24
S. Jackson	6	32	5.3	0	7
C. Allen	4	36	9.0	1	16
F. Harris	2	29	14.5	0	29

## RUSHING

	ATT	GAIN	LOSS	NET	AVG	TDS	LG
T. McMillon	116	618	39	579	5.0	3	44
C. Ward	100	648	144	504	5.0	6	28
S. Jackson	96	529	40	489	5.1	4	88
W. Floyd	61	232	10	222	3.6	9	20
C. Allen	13	144	0	144	11.1	2	84
Z. Crockett	28	140	0	140	5.0	1	32
F. Harris	28	141	24	117	4.2	0	23
S. Baker	2	44	0	44	22.0	0	23
T. Vanover	9	60	17	43	4.8	1	15
J. Peirce	2	4	1	3	1.5	0	4
M. Heath	1	0	2	-2	-2.0	0	-2
K. Knox	2	1	13	-12	-6.0	0	1
D. Kanell	6	11	30	-19	-3.2	0	11

## PUNTING

	NUM	YARDS	AVG	BLKD	LG
S. Holmes	5	192	38.4	0	46
J. Wimberly	44	1534	34.9	0	53

## SCORE BY QUARTERS

	1	2	3	4	TOTAL
Florida State	128	130	88	73	419
Opponents	35	45	49	43	172



### INTERCEPTION RETURNS

	NUM	YARDS	AVG	TDS	LG
C. Sawyer	7	0	0.0	0	0
L. Fowler	3	100	33.3	1	94
C. Abraham	3	32	10.7	1	32
T. Henry	1	24	24.0	0	24
J. Davis	1	12	12.0	0	12
K. Alexander	1	0	0.0	0	0
L. Brown	1	0	0.0	0	0
C. Fuller	1	0	0.0	0	0

### PUNT RETURNS

	NUM	YARDS	AVG	TDS	LG
C. Sawyer	33	488	14.8	1	74
C. Abraham	2	28	14.0	1	18

### KICK RETURNS

	NUM	YARDS	AVG	TDS	LG
S. Baker	1	90	90.0	1	90
T. Vanover	8	413	51.6	2	96
T. McMillon	10	209	20.9	0	32
F. Harris	3	50	16.7	0	23
D. Snodgrass	2	30	15.0	0	20
W. Floyd	2	23	11.5	0	12
C. Hall	1	4	4.0	0	4

## DEFENSIVE STATISTICS

PLAYER	POS	TACKLES				QTRBK SACKS	--FUMBLES--		BLK'D KICKS	--PASSES--	
		SOLO	ASSIST	TOTAL	LOSS		CSD	REC		BKUP	INT
M. Jones	ILB	70	41	111	6	3	1	0	0	3	0
D. Brooks	OLB	55	43	98	5	3.5	1	0	0	1	0
K. Alexander	ILB	40	30	70	4	0	1	3	0	1	1
C. Simpson	DE	31	34	65	5	9	0	0	0	1	0
D. Footman	DE	23	42	65	3	4	0	0	0	1	0
J. Nance	NG	23	37	60	4	0.5	0	0	0	1	0
L. Fowler	FS	33	26	59	0	0	3	0	0	9	3
J. Davis	SS	32	20	52	3	2	1	0	0	1	1
C. Abraham	CB	36	12	48	3	0	2	2	2	9	3
R. Freeman	OLB	19	26	45	1	8	1	0	0	0	0
T. McIntosh	NG	22	22	44	4	2	0	1	0	1	0
D. Alexander	DE	14	24	38	5	3	0	2	0	1	0
S. Palmer	OLB	17	20	37	4	3	0	0	0	2	0
C. Fuller	CB	24	10	34	0	0	0	0	0	6	1
L. Brown	SS	21	12	33	0	0.5	1	1	0	0	1
C. Sawyer	CB	25	4	29	0	0	0	1	0	9	7
T. Henry	CB	20	6	26	1	0	0	2	1	7	1
T. Rebol	ILB	15	11	26	2	0	0	0	0	0	0
E. Smith	OLB	12	10	22	1	1	2	1	0	0	0
C. Cowart	OLB	5	17	22	0	0	0	0	0	0	0
D. Bush	SS	11	10	21	0	1.5	0	0	0	1	0
E. Clark	ILB	9	12	21	0	0	0	0	0	0	0
T. Sanders	NG	8	12	20	1	0	0	0	0	0	0
J. Roberson	OLB	12	7	19	1	2.5	0	0	0	0	0
C. Hall	CB	8	8	16	0	0	0	0	0	2	0
R. Coes	FS	8	6	14	0	0	0	1	0	0	0
D. Clark	DE	2	12	14	0	0	0	0	0	0	0
A. Horner	ILB	6	7	13	0	1	0	0	0	0	0
T. Marion	OLB	4	9	13	0	1.5	0	0	0	0	0
S. Gilmer	FS	3	5	8	0	1	1	0	0	2	0
D. Guerrier	DE	4	2	6	0	0	0	0	0	0	0
E. Armella	NG	2	2	4	1	0	0	0	0	0	0
A. Crowe	DS	2	1	3	0	0	0	0	0	0	0
G. Owens	DE	1	2	3	0	0	0	1	0	0	0
C. James	DE	1	0	1	0	0	0	0	0	0	0
K. Scott	OLB	1	0	1	0	0	0	0	0	0	0

## 1992 GAME-BY-GAME STATISTICS

### TEAM STATISTICS

GAME	RUSHING	FLORIDA STATE				RUSHING	OPPONENTS			
		PASSING	TOTAL	OFF	FD		TO	PASSING	TOTAL	OFF
Duke	44-225	17-33-269	77-494	22	5	33- 16	21-43-308	76-324	19	4
Clemson	35-106	20-39-258	74-364	20	4	42-154	13-24-109	66-263	15	4
N. C. State	41-191	16-30-275	71-466	22	3	37-182	13-32-154	69-336	17	4
Wake Forest	36-205	20-35-256	71-461	19	3	35- 94	21-40-196	75-290	15	2
Miami	38- 67	20-40-261	78-328	19	4	28- 65	20-48-252	76-317	14	2
North Carolina	49-189	14-28-170	77-359	20	4	37-122	8-25-101	62-223	12	1
Georgia Tech	42-188	21-34-190	76-378	20	3	40-108	17-36-185	76-293	18	1
Virginia	54-285	11-30-128	84-413	22	2	44-146	7-19- 49	63-195	11	3
Maryland	45-424	28-41-434	86-858	40	0	33-101	27-42-335	75-436	27	0
Tulane	47-232	20-30-256	77-488	26	2	41- 74	11-22-112	63-186	10	6
Florida	32-140	27-47-331	79-471	26	1	30- 41	24-55-313	85-354	21	4

**PASSING (COMP-ATT-INTS-YARDS-TDS)**

<b>GAME</b>	<b>CHARLIE WARD</b>	<b>DANNY KANELL</b>
Duke	17-33-4-269-4	0-0-0- 0-0
Clemson	20-39-4-258-2	0-0-0- 0-0
N. C. State	16-30-1-275-3	0-0-0- 0-0
Wake Forest	19-29-0-240-1	1-6-0-16-0
Miami	20-40-2-261-0	0-0-0- 0-0
North Carolina	10-22-2- 87-0	3-5-0-37-0
Georgia Tech	20-32-2-183-2	1-2-0- 7-0
Virginia	11-29-0-120-1	0-0-0- 0-0
Maryland	26-37-0-395-4	2-4-0-39-0
Tulane	18-27-1-220-4	2-3-0-36-1
Florida	27-47-1-331-1	0-0-0- 0-0

**SEMINOLE  
SIDELINE**

The beat rolls on for Florida State's immensely successful "Say No to Drugs" program, which enters its seventh year in 1993. In November, student athletes representing each of Florida State University's 16 teams will blitz Tallahassee and the surrounding area on one day in November. Last year, nearly 200 Seminole student athletes, paired with FSU honor students, made approximately 83 presentations to more than 45,000 elementary, middle and high school students. The presentations brought both the "Say No to Drugs" and "Stay in School" messages to the kids. The day always provides a learning experience — both to the youngsters and to the FSU participants.

**RUSHING (CARRIES - YARDS - TOUCHDOWNS)**

<b>GAME</b>	<b>McMILLON</b>	<b>JACKSON</b>	<b>WARD</b>	<b>FLOYD</b>	<b>ALLEN</b>	<b>CROCKETT</b>
Duke	8- 35-0	15- 70-0	9- 84-1	6- 18-0	DNP	2- 6-0
Clemson	8- 23-0	13- 37-0	11- 53-0	3- 6-1	DNP	DNP
N. C. State	14- 92-0	12-101-1	5-(-13)-0	1- 1-0	DNP	4- 7-0
Wake Forest	13- 75-1	10- 93-1	4- 27-0	3- 9-1	0-0-0	1- 7-0
Miami	11- 30-0	7- 42-0	19- (-2)-0	1-(-3)-0	0-0-0	DNP
North Carolina	15- 50-0	18- 76-1	5- 9-1	8- 32-1	DNP	DNP
Georgia Tech	6- 9-0	13- 57-0	13- 65-1	6- 26-0	DNP	2- 7-0
Virginia	25-138-0	DNP	11- 55-1	14- 83-0	DNP	3-14-0
Maryland	5- 70-1	DNP	7- 111-1	3- 1-1	5-103-2	8-52-1
Tulane	6- 46-0	DNP	7- 45-0	8- 28-2	8- 41-0	7-47-0
Florida	5- 11-1	8- 23-1	9- 70-1	8- 21-2	0- 0-0	1- 0-0

**RECEIVING (CATCHES - YARDS - TOUCHDOWNS)**

<b>GAME</b>	<b>VANOVER</b>	<b>McCORVEY</b>	<b>KNOX</b>	<b>FRIER</b>	<b>BAKER</b>	<b>McMILLON</b>	<b>ELLISON</b>	<b>FLOYD</b>	<b>JOHNSON</b>	<b>JACKSON</b>
Duke	1- 16-0	4-73-3	3- 21-0	2-80-1	0- 0-0	1- 9-0	3-51-0	0- 0-0	0- 0-0	3-19-0
Clemson	0- 0-0	3-47-0	6- 72-1	4-53-1	3-29-0	1-10-0	1-32-0	0- 0-0	1-13-0	1- 2-0
N.C. State	5-105-1	0- 0-0	4- 38-0	1-14-0	2-76-2	0- 0-0	1-20-0	1- 9-0	1- 6-0	1- 7-0
Wake Forest	8- 94-1	4-41-0	0- 0-0	6-94-0	1-11-0	0- 0-0	0- 0-0	0- 0-0	0- 0-0	0- 0-0
Miami	2- 15-0	2-49-0	2- 23-0	7-70-0	0- 0-0	3-37-0	0- 0-0	3-57-0	0- 0-0	0- 0-0
North Carolina	5- 89-0	2-27-0	2- 13-0	0- 0-0	3-33-0	1-(-1)-0	0- 0-0	0- 0-0	1- 9-0	0- 0-0
Georgia Tech	5- 27-0	3-54-1	0- 0-0	DNP	1-10-0	3-24-0	5-43-0	4-32-1	0- 0-0	0- 0-0
Virginia	1- 27-1	3-51-0	DNP	DNP	0- 0-0	5-45-0	0- 0-0	0- 0-0	1- 5-0	DNP
Maryland	7-107-0	3-59-1	5- 83-2	DNP	5-54-0	3-52-0	DNP	2-39-0	2-11-1	DNP
Tulane	5- 58-0	4-42-1	2- 23-0	DNP	3-30-1	1-48-1	1- 9-0	0- 0-0	2-36-1	DNP
Florida	3- 43-1	6-78-0	11-123-0	2- 29-0	4-54-0	0- 0-0	0- 0-0	0- 0-0	0- 0-0	1- 4-0

**DEFENSE (TACKLES - TACKLES FOR LOSS - SACKS)**

	<b>DUKE</b>	<b>CU</b>	<b>NCSU</b>	<b>WAKE</b>	<b>MIAMI</b>	<b>UNC</b>	<b>GATECH</b>	<b>UVA</b>	<b>MD</b>	<b>TU</b>	<b>UF</b>
M. Jones	14-1-1	13-1-0	14-0-0	6-1-0	14-0-0	8-0-0	10-2-0	DNP	7-0- 0	11-0- 1	14-2- 1
D. Brooks	6-0-0	7-0-0	7-1-0	10-0-1	8-0-0	10-0-0	18-1-1	14-1-1.5	6-1- 0	7-1- 0	5-0- 0
K. Alexander	9-0-0	11-2-0	4-1-0	4-0-0	7-1-0	3-0-0	9-0-0	8-0- 0	4-0- 0	6-0- 0	5-0- 0
C. Simpson	5-0-1	9-1-0	4-2-0	3-0-0	10-1-1	4-0-2	7-0-1	5-0- 0	6-0-1.5	7-0-1.5	5-1- 1
D. Footman	6-0-2	6-0-0	4-0-0	6-0-0	7-0-0	7-1-0	10-2-0	7-0- 0	2-0- 0	4-0-0.5	6-0-1.5
J. Nance	4-0-0	7-1-0	3-0-0	5-1-0	7-0-0	4-0-0	10-1-0	10-0- 0	1-0- 0	7-1-0.5	2-0- 0
L. Fowler	7-0-0	8-0-0	12-0-0	4-0-0	6-0-0	7-0-0	4-0-0	5-0- 0	2-0- 0	3-0- 0	5-0- 0
J. Davis	4-0-2	3-0-0	10-2-0	5-0-0	5-1-0	5-0-0	4-0-0	2-0- 0	5-0- 0	5-0- 0	4-0- 0
C. Abraham	7-1-0	4-1-0	5-0-0	6-1-0	3-0-0	4-0-0	5-0-0	2-0- 0	3-0- 0	3-0- 0	6-0- 0
R. Freeman	4-1-0	4-0-1	6-0-1	4-0-0	3-0-0	5-0-0	6-0-2	4-0-1.5	3-0- 1	2-0- 0	4-0-1.5
T. McIntosh	3-0-0	9-0-0	1-0-0	2-0-0	4-0-0	1-0-0	6-2-1	5-1- 0	6-2- 1	3-0- 0	4-0- 0
D. Alexander	0-0-0	DNP	4-0-0	6-0-0	3-1-0	6-1-0	3-1-0	4-0-0.5	6-0- 2	5-1-0.5	1-1- 0
S. Palmer	3-0-0	3-0-0	6-0-0	4-0-0	4-1-0	4-0-1	2-0-0	4-2-0.5	2-0-0.5	2-0- 1	3-1- 0
C. Fuller	3-0-0	2-0-0	4-0-0	5-0-0	1-0-0	3-0-0	3-0-0	2-0- 0	4-0- 0	3-0- 0	4-0- 0
C. Sawyer	1-0-0	2-0-0	1-0-0	5-0-0	5-0-0	1-0-0	5-0-0	3-0- 0	4-0- 0	2-0- 0	0-0- 0
L. Brown	2-0-0	1-0-0	4-0-0	1-0-0	1-0-0	4-0-0	4-0-0	4-0- 0	4-0- 0	4-0- 0	4-0-0.5

# 1992 HIGHS & LOWS

## SEMINOLE SIDELINE

With a 27-14 victory over Nebraska in the Orange Bowl last January, Florida State broke the NCAA record for most bowl wins in consecutive seasons with eight. FSU is followed by UCLA, which won seven straight bowl games until a loss in 1989. No one can match FSU's 11-game unbeaten string in bowl games. The last time Florida State lost a bowl contest was the 1981 Orange Bowl, when Oklahoma claimed an 18-17 win.

### FSU Individuals

**Longest Run From Scrimmage:** 88 yards, Sean Jackson vs. Wake Forest (TD)  
**Longest Pass Play:** 68 yards, Charlie Ward to Matt Frier vs. Duke (TD)  
**Longest Field Goal:** 42 yards, Dan Mowrey vs. N.C. State  
**Longest Punt:** 53 yards, John Wimberly vs. Duke  
**Longest Punt Return:** 74 yards, Corey Sawyer vs. North Carolina (TD)  
**Longest Kickoff Return:** 96 yards, Tamarick Vanover vs. Wake Forest (TD)

**Longest Interception Return:** 94 yards, Leon Fowler vs. Duke (TD)  
**Most Yards Total Offense:** 506, Ward vs. Maryland\*  
**Most Rushing Attempts:** 25, Tiger McMillon vs. Virginia  
**Most Yards Rushing:** 138, McMillon vs. Virginia  
**Most TDs Rushing:** 2, Clyde Allen vs. Maryland; William Floyd vs. Tulane and Florida  
**Most Passes Attempted:** 47, Ward vs. Florida  
**Most Passes Completed:** 27, Ward vs. Florida  
**Most Yards Passing:** 395, Ward vs. Maryland

**Most TD Passes Thrown:** 4, Ward vs. Duke, Maryland and Tulane  
**Most TD Passes Caught:** 3, Kez McCorvey vs. Duke  
**Most Yards Receiving:** 123, Kevin Knox vs. Florida  
**Most Receptions:** 11, Knox vs. Florida  
**Most Passes Intercepted:** 3, Sawyer vs. N.C. State\*  
**Most Field Goals:** 3, Mowrey vs. Miami  
**Most Punts:** 7, Wimberly vs. N.C. State, Miami and Virginia  
**Best Punting Average:** 44.0, Wimberly vs. Duke  
**Most Tackles:** 18, Derrick Brooks vs. Georgia Tech  
**Most Solo Tackles:** 13, Brooks vs. Georgia Tech

## Team

### FLORIDA STATE

Points  
 First Downs  
     by Rush  
     by Pass  
 Rushing Yardage  
 Passing Yardage  
 Total Offense  
 Total Plays  
 Rushing Attempts  
 Passing Attempts  
 Pass Completions  
 Passes Had INT  
 Fumbles  
 Fumbles Lost  
 Penalties  
 Yards Penalized

### HIGH

70 vs. Tulane  
 40 vs. Maryland\* @  
 17 vs. Virginia  
 22 vs. Maryland  
 424 vs. Maryland  
 434 vs. Maryland  
 858 vs. Maryland\* @  
 86 vs. Maryland  
 54 vs. Virginia  
 47 vs. Florida  
 28 vs. Maryland  
 4 vs. Duke, Clemson  
 5 vs. Miami, Virginia  
 3 vs. Wake Forest  
 16 vs. Duke  
 113 vs. Duke

### LOW

13 vs. Virginia  
 19 vs. Wake Forest, Miami  
 5 vs. Clemson  
 8 vs. Duke, Georgia Tech  
 67 vs. Miami  
 128 vs. Virginia  
 328 vs. Miami  
 71 vs. N.C. State, Wake Forest  
 32 vs. Florida  
 28 vs. North Carolina  
 11 vs. Virginia  
 0 vs. Wake, Virginia, Maryland  
 0 vs. Maryland  
 0 vs. Clemson, Maryland, UF  
 3 vs. North Carolina  
 28 vs. Miami

### OPPONENTS

Yards Rushing  
 Rushing Attempts  
 Passing Attempts  
 Pass Completions  
 Yards Passing  
 Total Offense  
 Interceptions Thrown  
 First Downs  
     by Rush  
     by Pass  
 Fumbles Lost

### HIGH

182 by N.C. State  
 44 by Virginia  
 55 by Florida  
 27 by Maryland  
 335 by Maryland  
 436 by Maryland  
 4 by Tulane  
 27 by Maryland  
 12 by N.C. State  
 15 by Maryland  
 2 by four teams

### LOW

16 by Duke  
 28 by Miami  
 19 by Virginia  
 7 by Virginia  
 49 by Virginia  
 186 by Tulane  
 0 by UNC, Ga. Tech, Maryland  
 10 by Tulane  
 4 by Miami, Tulane  
 4 by N.C. State, Virginia  
 0 by Wake Forest, Maryland

\*School Record; @ACC Record

## Opponent Individuals

**Longest Run From Scrimmage:** 44 yards, Ronald Williams, Clemson  
**Longest Pass Play:** 60 yards, Spence Fischer to Jon Jensen, Duke  
**Longest Punt:** 60 yards, Mike Thomas, North Carolina  
**Longest Field Goal:** 51 yards, Scott Sisson, Georgia Tech  
**Longest Punt Return:** 17 yards, Randall Felton, North Carolina  
**Longest Kickoff Return:** 83 yards, Brad Breedlove, Duke  
**Longest Interception Return:** 39 yards, James Trapp, Clemson  
**Most Yards Rushing:** 79, John Leach, Wake Forest  
**Most Yards Passing:** 262, John Kaleo, Maryland

# '92 FLORIDA STATE HONOR ROLL

(First team unless otherwise noted.)

## Marvin Jones

JUNIOR, INSIDE LINEBACKER

Butkus Award Winner  
Rotary-Lombardi Award Winner  
*The Sporting News* Player of the Year  
*Football News* Defensive Player of the Year Finalist  
NCAA Consensus All-American  
Associated Press All-American  
AFCA Kodak All-American  
*College & Pro Football Newsweekly* All-American  
*Football News* All-American  
Football Writer's All-American  
Scripps-Howard All-American  
*The Sporting News* All-American  
United Press International All-American  
Walter Camp All-American  
All-Atlantic Coast Conference  
*Football News* All-ACC  
Exxon ACC Supreme Team  
ACC Defensive Lineman of the Week (N.C. State, Duke)  
ESPN Player of the Game (Clemson)

## Robert Stevenson

SENIOR, OFFENSIVE TACKLE

*Football News* All-American (2nd)  
United Press International All-American (HM)  
All-Atlantic Coast Conference  
*Football News* All-ACC  
Exxon ACC Supreme Team  
Senior Bowl  
ACC Offensive Lineman of the Week (Virginia, N.C. State)

## Charlie Ward

JUNIOR, QUARTERBACK

Atlantic Coast Conference Player of the Year  
Davey O'Brien Quarterback Award Finalist  
*The Sporting News* All-American (2nd)  
Associated Press All-American (3rd)  
Scripps-Howard All-American (HM)  
United Press International All-American (HM)  
Peach of an Athlete Award Winner  
All-Atlantic Coast Conference  
*Football News* All-ACC  
ACC All-Academic Team  
Exxon ACC Supreme Team  
Orange Bowl MVP  
*Sports Illustrated* Offensive Player of the Week (Maryland)  
ACC Offensive Back of the Week (Maryland)

## Tamarick Vanover

FRESHMAN,  
WIDE RECEIVER/KICK RETURNER

Atlantic Coast Conference Rookie of the Year  
*The Sporting News* All-American (kick returner)  
*College & Pro Football Newsweekly* All-American (kick returner)  
*Football News* Freshman of the Year  
*Football News* Freshman All-American  
All-Atlantic Coast Conference (2nd)  
ABC-Chevrolet Player of the Game (Florida)  
AT&T Long Distance Kickoff Return (Florida, Miami)  
ACC Rookie of the Week (Tulane, Miami, Wake Forest, N.C. State)

## Corey Sawyer

SOPHOMORE, CORNERBACK

Associated Press All-American (2nd)  
*Football News* All-American (2nd)  
United Press International All-American (HM)  
All-Atlantic Coast Conference  
*Football News* Sophomore All-American  
*Football News* All-ACC  
ACC Defensive Back of the Week (N.C. State)

## Leon Fowler

SENIOR, FREE SAFETY

All-Atlantic Coast Conference (2nd)

## John Davis

SENIOR, STRONG SAFETY

Japan Bowl

## Sean Jackson

JUNIOR, TAILBACK

CNN Play of the Day (9/26)  
AT&T Long Distance Run (Wake Forest)

## Patrick McNeil

SOPHOMORE, OFFENSIVE GUARD

*Football News* Sophomore All-American  
*Football News* All-ACC  
All-Atlantic Coast Conference (2nd)

## Derrick Brooks

SOPHOMORE,  
OUTSIDE LINEBACKER

All-Atlantic Coast Conference  
*Football News* Sophomore All-American  
*Football News* All-ACC  
ACC All-Academic Team  
Exxon ACC Supreme Team  
Honda Scholar-Athlete Award (Clemson)

## Dan Footman

SENIOR, DEFENSIVE END

ACC Brian Piccolo Award (Comeback Player of the Year)  
Senior Bowl  
Exxon ACC Supreme Team

## Carl Simpson

SENIOR, DEFENSIVE END

Senior Bowl  
ABC-Chevrolet Player of the Game (Miami)  
ACC Defensive Lineman of the Week (Miami)

## Robbie Baker

SENIOR, CENTER

All-Atlantic Coast Conference (2nd)  
ACC All-Academic Team  
Exxon ACC Supreme Team

## Lewis Tyre

FRESHMAN, OFFENSIVE GUARD

*Football News* Freshman All-American

## Shannon Baker

SENIOR, WIDE RECEIVER

Exxon ACC Supreme Team  
AT&T Long Distance Kickoff Return (Tulane)

## Clifton Abraham

SOPHOMORE, CORNERBACK

Exxon ACC Supreme Team  
ACC Defensive Back of the Week (Tulane)

## Ken Alexander

JUNIOR, INSIDE LINEBACKER

CoSIDA-GTE District III Academic All-American

## Reggie Freeman

SENIOR, OUTSIDE LINEBACKER

Senior Bowl  
ACC All-Academic Team

## Clay Shiver

FRESHMAN, CENTER

ACC Offensive Lineman of the Week (Tulane)

## Clyde Allen

JUNIOR, TAILBACK

AT&T Long Distance Run (Maryland)

# '92 NCAA RANKINGS

## Florida State Team

CATEGORY	RANK	AVERAGE
Total Offense	6th	461.82
Rushing Offense	27th	204.73
Passing Offense	15th	257.09
Scoring Offense	3rd	38.09
Kickoff Returns	1st	30.33
Total Defense	12th	292.45
Rushing Defense	6th	100.27
Pass Efficiency Defense	14th	96.65
Scoring Defense	(T) 13th	15.64
Punt Returns	6th	14.74
Net Punting	84th	32.71
Turnover Margin	(T) 57th	0.00



With three eventual second-round draft picks playing on the Seminole defensive front in 1992, the unit finished the year ranked sixth in the nation in rushing defense, allowing just over 100 yards a game.

## '93 Opponents Team

CATEGORY	KU	DU	CU	UNC	GT	UM	UVA	WFU	MD	ND	NCS	UF
Total Offense	32	52	49	30	66	12	27	62	4	<b>3</b>	33	34
Rushing Offense	13	87	6	18	99	87	10	68	72	<b>3</b>	25	102
Passing Offense	75	21	97	60	24	3	72	41	<b>2</b>	49	51	9
Scoring Offense	11	46	49	45	60	9	12	68	30	<b>4</b>	28	48
Kickoff Returns	34	<b>11</b>	74	73	43	19	85	92	50	14	51	30
Total Defense	30	89	36	31	84	<b>8</b>	52	65	107	32	55	44
Rushing Defense	20	81	13	41	74	<b>8</b>	72	78	87	9	57	25
Pass Efficiency Defense	38	102	74	32	80	<b>5</b>	25	30	101	31	22	66
Scoring Defense	49	97	39	40	77	<b>3</b>	45	41	100	20	11	57
Punt Returns	68	<b>21</b>	76	32	50	87	90	36	85	79	40	97
Net Punting	18	89	53	12	97	51	107	99	99	<b>4</b>	65	58
Turnover Margin	36	96	36	26	63	<b>2</b>	47	8	91	36	35	95

**Bold indicates top mark in each category.**

## FSU & Opponent Individuals

CATEGORY	NAME	RANK	AVG.**	CATEGORY	NAME	RANK	AVG.**
Total Offense	<b>Charlie Ward (FSU)</b>	<b>4th</b>	<b>286.45</b>	Kickoff Returns	Harrison Houston (Florida)	28th	23.19
Passing Efficiency	<b>Charlie Ward (FSU)</b>	<b>26th</b>	<b>127.4</b>		George White (Kansas)	41st	22.00
	Spence Fischer (Duke)	34th	124.8		Raphael Wall (Maryland)	42nd	21.96
Rushing	Errict Rhett (Florida)	49th	75.25	Field Goals	Nelson Welch (Clemson)	(T) 2nd	2.00
All-Purpose Runners	Jerrod Washington (Virginia)	42nd	115.27		Dan Eichloff (Kansas)	(T) 15th	1.45
	John Leach (Wake Forest)	49th	111.64		Tripp Pignetti (North Carolina)	(T) 31st	1.27
Receptions	Willie Jackson (Florida)	23rd	5.17		Dane Prewitt (Miami)	(T) 38th	1.18
	Todd Dixon (Wake Forest)	(T) 38th	4.64		Steve Videtich (N.C. State)	44th	1.17
	Eddie Goines (N.C. State)	(T) 42nd	4.60	Punting	Mike Thomas (North Carolina)	14th	43.13
	Errict Rhett (Florida)	(T) 44th	4.58		Shayne Edge (Florida)	39th	40.84
Receiving Yards	Todd Dixon (Wake Forest)	32nd	68.18		Dan Eichloff (Kansas)	41st	40.62
	Willie Jackson (Florida)	43rd	64.33		Nelson Welch (Clemson)	48th	40.08
Interceptions	<b>Corey Sawyer (FSU)</b>	<b>(T) 2nd</b>	<b>.64</b>	Scoring	Nelson Welch (Clemson)	(T) 10th	8.09
	Jeff Burris (Notre Dame)	(T) 25th	.45		Dan Eichloff (Kansas)	(T) 14th	7.82
	Kwamie Lassiter (Kansas)	(T) 46th	.40		<b>Dan Mowrey (FSU)</b>	<b>(T) 23rd</b>	<b>7.36</b>
	Dexter Seigler (Miami)	(T) 49th	.36		Dane Prewitt (Miami)	(T) 34th	7.18
Punt Returns	<b>Corey Sawyer (FSU)</b>	<b>5th</b>	<b>14.79</b>				
	Steven Jerry (North Carolina)	29th	10.67				

\*Returning players only.

\*\*Averages are per game or per play (return, punt) except for passing efficiency (points).

# ATLANTIC COAST CONFERENCE FOOTBALL

## 1992 FINAL STANDINGS

TEAM	-ACC-			-OVERALL-					
	W	L	T	W	L	T	HM	RD	NU
Florida State	8	0	0	11	1	0	6-0	4-1	1-0
N.C. State	6	2	0	9	3	1	5-1	3-1-1	1-1
North Carolina	5	3	0	9	3	0	5-1	3-2	1-0
Wake Forest	4	4	0	8	4	0	3-2	4-2	1-0
Virginia	4	4	0	7	4	0	3-3	4-1	0-0
Georgia Tech	4	4	0	5	6	0	4-2	1-4	0-0
Clemson	3	5	0	5	6	0	4-2	1-4	0-0
Maryland	2	6	0	3	8	0	2-4	1-4	0-0
Duke	0	8	0	2	9	0	2-4	0-5	0-0



## 1992 ALL-ACC FOOTBALL

### FIRST TEAM

OFFENSE					DEFENSE						
POS	PLAYER, SCHOOL	CL	HT	WT	HOMETOWN	POS	PLAYER, SCHOOL	CL	HT	WT	HOMETOWN
WR	Marcus Badgett, MD	SR	6-1	185	Elizabeth, NJ	DL	Chris Slade, UVA	SR	6-5	235	Tabb, VA
WR	Todd Dixon, WF	JR	5-11	173	Billerica, MA	DL	Coleman Rudolph, GT	SR	6-4	267	Valdosta, GA
TE	John Henry Mills, WF	SR	6-1	220	Tallahassee, FL	DL	Ricky Logo, NCS	SR	6-1	278	Ft. Benning, GA
OT	Ben Coleman, WF	SR	6-6	310	South Hill, VA	ILB	Marvin Jones, FSU	JR	6-2	230	Miami, FL
OT	Robert Stevenson, FSU	SR	6-3	277	Pensacola, FL	ILB	David Merritt, NCS	SR	6-2	235	Raleigh, NC
OG	Stacy Seegars, CU	JR	6-3	320	Kershaw, SC	OLB	Derrick Brooks, FSU	SO	6-1	210	Pensacola, FL
OG	Mike Gee, NCS	SR	6-6	298	Burlington, NC	OLB	Tyler Lawrence, NCS	SR	6-3	230	Greensboro, NC
C	Randall Parsons, UNC	SR	6-3	270	Wilkesboro, NC	DB	George Coghill, WF	SR	6-1	201	Fredericksburg, VA
QB	Charlie Ward, FSU	JR	6-1	190	Thomasville, GA	DB	Corey Sawyer, FSU	SO	5-10	165	Key West, FL
RB	Natrone Means, UNC	JR	5-10	228	Harrisonburg, NC	DB	Mike Reid, NCS	JR	6-2	219	Pacolet, SC
RB	Anthony Barbour, NCS	SR	5-9	172	Garner, NC	DB	Sebastian Savage, NCS	SR	5-11	187	Carlisle, SC
PK	Scott Sisson, GT	SR	6-2	197	Marietta, GA	P	Mike Thomas, UNC	SO	6-2	221	Hamlet, NC

### SECOND TEAM

OFFENSE					DEFENSE						
POS	PLAYER, SCHOOL	CL	HT	WT	HOMETOWN	POS	PLAYER, SCHOOL	CL	HT	WT	HOMETOWN
WR	Tamarick Vanover, FSU	FR	6-1	185	Tallahassee, FL	DL	Mike McCrary, WF	SR	6-4	240	Vienna, VA
WR	Eddie Goines, NCS	SO	6-1	185	Lakeland, FL	DL	Brenston Buckner, CU	JR	6-2	310	Columbus, GA
TE	Neal Auer, NCS	SR	6-5	245	Fairview, NC	DL	Carl Reeves, NCS	SO	6-5	219	Durham, NC
OT	Curtis Parker, UNC	JR	6-3	279	Murfreesboro, TN	ILB	Tommy Thigpen, UNC	SR	6-2	234	Dumfries, VA
OT	George Hegamin, NCS	FR	6-6	346	Camden, NJ	ILB	Mike Jarmolowich, MD	SR	6-2	238	Union, NJ
OG	Mark Dixon, UVA	JR	6-4	277	Jamestown, NC	OLB	Ashley Sheppard, CU	SR	6-3	254	Greenville, SC
OG	Patrick McNeil, FSU	SO	6-3	275	Palmetto, FL	OLB	Maurice Miller, WF	SR	6-3	217	Richmond, VA
C	Robbie Baker, FSU	SR	6-3	255	Ft. Myers, FL	DB	Robert O'Neal, CU	SR	6-2	197	Clarkston, GA
QB	Terry Jordan, NCS	SR	6-1	194	Tampa, FL	DB	Leon Fowler, FSU	SR	6-2	195	Ft. Myers, FL
RB	Terry Kirby, UVA	SR	6-3	217	Tabb, VA	DB	Bracey Walker, UNC	JR	5-11	190	Spring Lake, NC
RB	Randy Cuthbert, DU	SR	6-3	220	Chalfont, PA	DB	Rondell Jones, UNC	SR	6-2	211	Sunderland, MD
PK	Nelson Welch, CU	SO	5-8	182	Greer, SC	P	Tim Kilpatrick, NCS	SR	5-11	172	Rocky Mount, NC

**COACH OF THE YEAR:** Bill Dooley, Wake Forest; **PLAYER OF THE YEAR:** Charlie Ward, Florida State; **ROOKIE OF THE YEAR:** Tamarick Vanover, Florida State

## ACC PLAYERS OF THE WEEK

WEEK	OFFENSIVE BACK	OFFENSIVE LINEMAN	DEFENSIVE LINEMAN	DEFENSIVE BACK	ROOKIE
9/7	John Kaleo, MD	Scott Falise, UNC	<b>Marvin Jones, FSU</b>	Greg McClellan, VA	Mike Thomas, UNC
9/14	Bobby Goodman, VA	Curtis Parker, UNC	Mike Jarmolowich, MD	Mike Reid, NCS	Pete Allen, VA
				James Trapp, CU	
9/21	Terry Kirby, VA	<b>Robert Stevenson, FSU</b>	<b>Marvin Jones, FSU</b>	<b>Corey Sawyer, FSU</b>	<b>Tamarick Vanover, FSU</b>
9/28	Terry Jordan, NCS	Stacy Seegars, CU	Coleman Rudolph, GT	Marlon Williams, GT	<b>Tamarick Vanover, FSU</b>
10/5	John Kaleo, MD	Ben Coleman, WF	<b>Carl Simpson, FSU</b>	Sebastian Savage, NCS	<b>Tamarick Vanover, FSU</b>
10/12	Louis Solomon, CU	Les Hall, CU	Coleman Rudolph, GT	Sean Thomas, DU	Spence Fisher, DU
10/19	Natrone Means, UNC	Curtis Parker, UNC	Mike McCrary, WF	Marlon Williams, GT	Derek Burnette, CU
10/26	John Kaleo, MD	David Inman, NCS	Ricky Logo, NCS	Bracey Walker, UNC	Mike Thomas, UNC
	Marcus Badgett, MD				
11/2	Natrone Means, UNC	<b>Robert Stevenson, FSU</b>	Dred Booe, WF	Bracey Walker, UNC	Kevin Brooks, VA
11/9	<b>Charlie Ward, FSU</b>	Stacy Seegars, CU	Ricky Logo, NCS	Darnell Stephens, CU	Patrick Sapp, CU
11/16	John Kaleo, MD	<b>Clay Shiver, FSU</b>	Damien Covington, NCS	<b>Clifton Abraham, FSU</b>	<b>Tamarick Vanover, FSU</b>
11/23	Bucky Brooks, UNC	Neal Auer, NCS	Tommy Thigpen, UNC	Keith Lyle, VA	Mike Thomas, UNC

## ACC FINAL INDIVIDUAL STATISTICS

### TOTAL OFFENSE

PLAYER, SCHOOL	G	-RUSHING-		-PASSING-		-TOTAL-		PER PLAY	TD	PER GAME
		ATT	YDS	ATT	YDS	PLAYS	YDS			
John Kaleo, MD	11	106	80	482	3392	588	3472	5.9	22	315.6
<b>Charlie Ward, FSU</b>	<b>11</b>	<b>100</b>	<b>504</b>	<b>356</b>	<b>2647</b>	<b>465</b>	<b>3151</b>	<b>6.8</b>	<b>28</b>	<b>286.5</b>
Shawn Jones, GT	11	75	-113	362	2397	437	2284	5.2	18	207.6
Keith West, WF	11	48	-96	281	2039	329	1943	5.9	13	176.6
Bobby Goodman, UVA	11	88	127	232	1707	320	1834	5.7	24	166.7
Spence Fischer, DU	9	69	-58	197	1505	266	1447	5.4	9	160.8
Terry Jordan, NCS	12	68	-36	256	1963	324	1927	6.0	10	160.6
Jason Stanicek, UNC	10	65	121	144	1082	209	1203	5.8	5	120.3
Natrone Means, UNC	11	236	1195	0	0	236	1195	5.1	13	108.6
Steve Prince, DU	11	26	59	183	1090	209	1149	5.5	8	104.5

### ALL-PURPOSE YARDAGE

PLAYER, SCHOOL	G	RUN	REC	PR	KOR	YARDS	PLAYS	PER PLAY	PER GAME
Anthony Barbour, NCS	12	1204	166	0	306	1676	228	7.4	139.7
Randy Cuthbert, DU	11	1031	345	0	0	1376	264	5.2	125.1
Natrone Means, UNC	11	1195	93	0	0	1288	250	5.2	117.1
Jerrold Washington, UV	11	643	74	87	464	1268	180	7.0	115.3
Marcus Badgett, MD	11	0	1240	0	0	1240	76	16.3	112.7
John Leach, WF	11	575	262	0	391	1228	177	6.9	111.6
<b>Tamarick Vanover, FSU</b>	<b>11</b>	<b>43</b>	<b>581</b>	<b>0</b>	<b>413</b>	<b>1037</b>	<b>59</b>	<b>17.6</b>	<b>94.3</b>
<b>Tiger McMillon, FSU</b>	<b>11</b>	<b>579</b>	<b>224</b>	<b>0</b>	<b>209</b>	<b>1012</b>	<b>144</b>	<b>7.0</b>	<b>92.0</b>
Brad Breedlove, DU	11	0	479	5	438	922	45	20.6	83.8

### PASSING EFFICIENCY

PLAYER, SCHOOL	G	ATT	COMP	PCT	INT	YARDS	ATT	TD	PTS
Bobby Goodman, UVA	11	232	130	.560	12	1707	7.36	21	137.37
Terry Jordan, NCS	12	256	164	.641	8	1963	7.67	9	133.83
<b>Charlie Ward, FSU</b>	<b>11</b>	<b>365</b>	<b>204</b>	<b>.559</b>	<b>17</b>	<b>2647</b>	<b>7.25</b>	<b>22</b>	<b>127.38</b>
Keith West, WF	11	281	159	.566	8	2039	7.26	12	125.94
Spence Fischer, Duke	9	197	113	.574	10	1505	7.64	8	124.80
John Kaleo, MD	11	482	286	.593	22	3392	7.04	17	120.96
Shawn Jones, GT	11	362	190	.525	7	2397	6.62	15	117.91
Steve Prince, DU	11	183	90	.492	9	1090	5.96	7	102.00

## SCORING

PLAYER, SCHOOL	G	TOUCHDOWNS				2PT	PAT	FG	PTS	PG
		TOT	RUSH	RECV	DEF					
Nelson Welch, CU	11	0	0	0	0	0	23	22	89	8.09
<b>Dan Mowrey, FSU</b>	<b>11</b>	<b>0</b>	<b>0</b>	<b>0</b>	<b>0</b>	<b>0</b>	<b>51</b>	<b>10</b>	<b>81</b>	<b>7.36</b>
Natrone Means, UNC	11	13	13	0	0	1	0	0	80	7.27
Scott Sisson, GT	11	0	0	0	0	0	20	19	77	7.00
Michael Husted, UVA	11	0	0	0	0	0	35	13	74	6.73
Steve Videtich, NCS	12	0	0	0	0	0	38	14	80	6.67
Tripp Pignetti, UNC	11	0	0	0	0	0	28	14	70	6.36
David DeArmas, MD	11	0	0	0	0	0	28	10	58	5.27
Randy Gardner, DU	11	0	0	0	0	0	31	8	55	5.00
Marcus Badgett, MD	11	9	0	9	0	0	0	0	54	4.91
<b>William Floyd, FSU</b>	<b>11</b>	<b>9</b>	<b>8</b>	<b>1</b>	<b>0</b>	<b>0</b>	<b>0</b>	<b>0</b>	<b>54</b>	<b>4.91</b>

## RUSHING

PLAYER, SCHOOL	G	ATT	YDS	AVG	TD	PG
Terry Kirby, UVA	8	175	1130	6.5	6	141.3
Natrone Means, UNC	11	236	1195	5.1	13	108.6
Anthony Barbour, NCS	12	199	1204	6.1	8	100.3
Randy Cuthbert, DU	11	227	1031	4.5	6	93.7
Rodney Blunt, CU	11	150	826	5.5	5	75.1
Ned Moultrie, WF	11	156	717	4.6	5	65.2
Jerrold Washington, UVA	11	124	643	5.2	3	58.5
Greg Manior, NCS	12	123	634	5.2	6	52.8
<b>Tiger McMillon, FSU</b>	<b>11</b>	<b>116</b>	<b>579</b>	<b>5.0</b>	<b>3</b>	<b>52.6</b>
John Leach, WF	11	128	575	4.5	5	52.3

## RECEPTIONS

PLAYER, SCHOOL	G	REC	YDS	AVG	TD	PG
Marcus Badgett, MD	11	75	1240	16.5	9	6.8
Richie Harris, MD	11	56	518	9.3	2	5.1
Dan Prunzik, MD	11	52	680	13.1	2	4.7
Todd Dixon, WF	11	51	750	14.7	7	4.6
Bobby Rodriguez, GT	11	51	621	12.2	2	4.6
Eddie Goines, NCS	10	46	580	12.6	3	4.6
<b>Tamarick Vanover, FSU</b>	<b>11</b>	<b>42</b>	<b>581</b>	<b>13.8</b>	<b>4</b>	<b>3.8</b>
<b>Kevin Knox, FSU</b>	<b>10</b>	<b>35</b>	<b>396</b>	<b>11.3</b>	<b>3</b>	<b>3.5</b>
Terry Smith, CU	11	38	596	15.7	3	3.5
Corey Holliday, UNC	11	37	588	15.9	2	3.4

## PUNTING

PLAYER, SCHOOL	G	NO	YARDS	AVG
Mike Thomas, UNC	11	56	2415	43.1
Tim Davis, DU	11	51	2101	41.2
Nelson Welch, CU	11	63	2525	40.1
Jason Bender, GT	10	58	2228	38.4
Tim Kilpatrick, NCS	12	58	2217	38.2
Mike Green, WF	11	65	2397	36.9
<b>John Wimberly, FSU</b>	<b>11</b>	<b>44</b>	<b>1534</b>	<b>34.9</b>
David DeArmas, MD	11	55	1882	34.2

## PUNT RETURNS

PLAYER, SCHOOL	NO	YARDS	TD	AVG
<b>Corey Sawyer, FSU</b>	<b>33</b>	<b>488</b>	<b>1</b>	<b>14.8</b>
Keith DuBose, DU	24	277	0	11.5
Ledel George, NCS	21	238	1	11.3
George Coghill, WF	40	405	0	10.1
Randall Felton, UNC	30	289	0	9.6
Robert O'Neal, CU	17	147	0	8.7
Jimmy Lincoln, GT	18	136	0	7.6
Darnell Stephens, CU	15	101	0	6.7
Richie Harris, MD	30	154	0	5.1
Jerrold Washington, UVA	20	87	0	4.4

## TACKLES

PLAYER, SCHOOL	G	SOLO	AST	TOT	PG
David Merritt, NCS	12	89	78	167	13.9
Damien Covington, NCS	12	78	71	149	12.4
Kevin Giles, WF	10	49	67	116	11.6
<b>Marvin Jones, FSU</b>	<b>10</b>	<b>70</b>	<b>41</b>	<b>111</b>	<b>11.1</b>
Darrell Spells, DU	11	71	48	119	10.8
Scott Berdan, DU	10	57	51	108	10.8
Mike Jarmolowich, MD	11	62	48	110	10.0
Rondell Jones, NC	11	63	47	110	10.0
Rick Steinbacher, NC	11	45	63	108	9.8
Mike Williams, GT	11	70	35	105	9.6

**QB SACKS:** Chris Slade, UVA (14-128); Michael McCrary, WF (14-101); Coleman Rudolph, GT (10-72); Carl Reeves, NCS (10.5-111); Ashley Sheppard, CU (10-47)

**TACKLES FOR LOSSES:** Michael McCrary, WF (23-125); Coleman Rudolph, GT (19.5-106); Carl Reeves, NCS (20-135); Chris Slade, UVA (20-141); Brenston Buckner, CU (18-83)

**PASSES BROKEN UP:** Mike Reid, NCS (13); Chris Slade, UVA (11); Greg McClellan, UVA (11); Sebastian Savage, NCS (11)

## FIELD GOALS

PLAYER, SCHOOL	G	FGA	FGM	LG	PCT	PG
Nelson Welch, CU	11	28	22	52	.786	2.0
Scott Sisson, GT	11	24	19	51	.792	1.7
Tripp Pignetti, UNC	11	19	14	47	.737	1.3
Michael Husted, UVA	11	16	13	48	.813	1.2
Steve Videtich, NCS	12	22	14	48	.636	1.2
Mike Green, WF	11	15	10	47	.667	0.9
David DeArmas, MD	11	17	10	35	.588	0.9
<b>Dan Mowrey, FSU</b>	<b>11</b>	<b>18</b>	<b>10</b>	<b>42</b>	<b>.556</b>	<b>0.9</b>
Randy Gardner, DU	11	16	7	46	.438	0.6

## KICKOFF RETURNS

PLAYER, SCHOOL	NO	YARDS	TD	AVG
Leroy Gallman, DU	14	433	0	30.9
Brad Breedlove, DU	15	438	0	29.2
Randy Jordan, UNC	17	388	0	22.8
Raphael Wall, MD	24	527	0	22.0
Kevin Tisdell, GT	23	482	0	21.0
Jerrold Washington, UVA	23	464	1	20.2
John Leach, WF	22	391	0	17.7

## INTERCEPTIONS

PLAYER, SCHOOL	G	NO	YARDS	TD	PG
<b>Corey Sawyer, FSU</b>	<b>11</b>	<b>7</b>	<b>0</b>	<b>0</b>	<b>0.64</b>
Ricky Turner, NCS	12	5	74	0	0.42
Keith Lyle, UVA	11	4	31	0	0.40
George Coghill, WF	11	4	87	1	0.36
Kevin Cole, WF	11	4	20	0	0.36



# ACC FINAL TEAM STATISTICS

## TOTAL OFFENSE

SCHOOL	G	PLAYS	YDS	PP	TD	PG
Maryland	11	945	5131	5.4	37	466.5
<b>Florida State</b>	<b>11</b>	<b>850</b>	<b>5080</b>	<b>6.0</b>	<b>56</b>	<b>461.8</b>
Virginia	11	774	4416	5.7	40	401.5
North Carolina	11	794	4375	5.5	30	397.7
N.C. State	12	845	4737	5.6	34	394.8
Clemson	11	824	4054	4.9	25	368.5
Duke	11	807	3995	5.0	36	363.1
Wake Forest	11	759	3785	5.0	25	344.1
Georgia Tech	11	788	3723	4.7	25	338.5

## RUSHING OFFENSE

SCHOOL	G	ATT	YDS	PC	TD	PG
Clemson	11	580	2828	4.9	21	257.1
Virginia	11	513	2589	5.1	19	235.4
North Carolina	11	535	2439	4.6	23	221.7
N.C. State	12	544	2464	4.5	22	205.3
<b>Florida State</b>	<b>11</b>	<b>464</b>	<b>2252</b>	<b>4.9</b>	<b>26</b>	<b>204.7</b>
Wake Forest	11	445	1566	3.5	12	142.4
Maryland	11	431	1503	3.5	19	136.6
Duke	11	412	1325	3.2	16	120.5
Georgia Tech	11	390	1143	2.9	9	103.9

## PASSING OFFENSE

SCHOOL	ATT	CMP	PCT	INT	YDS	TD	PG
Maryland	514	304	.591	23	3628	18	329.8
<b>Florida State</b>	<b>387</b>	<b>214</b>	<b>.553</b>	<b>17</b>	<b>2828</b>	<b>23</b>	<b>257.1</b>
Duke	395	209	.529	19	2670	15	242.7
Georgia Tech	395	206	.516	10	2580	16	234.5
Wake Forest	314	173	.551	9	2219	13	201.7
N.C. State	311	191	.614	10	2273	12	189.4
North Carolina	259	138	.533	11	1936	7	176.0
Virginia	261	144	.552	13	1827	21	166.1
Clemson	244	102	.422	5	1211	4	111.5

## SCORING OFFENSE

SCHOOL	TD	KXP	OXF	FG	SF	PTS	PG
<b>Florida State</b>	<b>56</b>	<b>51</b>	<b>0</b>	<b>10</b>	<b>1</b>	<b>419</b>	<b>38.1</b>
Virginia	44	36	1	13	0	341	31.0
N.C. State	40	40	0	15	0	325	27.1
Maryland	38	30	1	10	1	292	26.5
Duke	36	32	0	7	1	271	24.6
North Carolina	32	28	3	14	0	268	24.4
Clemson	28	23	0	22	2	261	23.7
Georgia Tech	26	20	2	19	0	237	21.6
Wake Forest	28	22	2	11	0	227	20.6

## FIRST DOWNS — OFFENSE

SCHOOL	G	RUN	PASS	PEN	TOT	PG
Maryland	11	106	165	17	288	26.2
<b>Florida State</b>	<b>11</b>	<b>122</b>	<b>125</b>	<b>9</b>	<b>256</b>	<b>23.3</b>
N.C. State	12	136	100	17	253	21.1
Virginia	11	135	84	10	229	20.8
Duke	11	79	122	16	217	19.6
North Carolina	11	123	80	7	211	19.1
Clemson	11	141	55	9	205	18.6
Georgia Tech	11	82	109	12	203	18.5
Wake Forest	11	91	99	6	196	17.8

## 3RD DOWN CONVERSIONS — OFFENSE

SCHOOL	G	CONV	ATT	PCT
<b>Florida State</b>	<b>11</b>	<b>67</b>	<b>161</b>	<b>.416</b>
Maryland	11	73	176	.415
N.C. State	12	72	175	.411
Virginia	11	57	148	.385
North Carolina	11	64	170	.378
Georgia Tech	11	67	178	.376
Duke	11	61	167	.365
Clemson	11	67	188	.356
Wake Forest	11	49	157	.312

## TOTAL DEFENSE

SCHOOL	G	PLAYS	YDS	PP	TD	PG
<b>Florida State</b>	<b>11</b>	<b>786</b>	<b>3217</b>	<b>4.1</b>	<b>18</b>	<b>292.5</b>
North Carolina	11	806	3592	4.5	26	326.6
Clemson	11	754	3656	4.9	24	332.4
Virginia	11	788	3893	4.9	27	353.9
N.C. State	12	890	4272	4.8	20	356.0
Wake Forest	11	830	4044	4.9	28	367.6
Georgia Tech	11	843	4401	5.2	29	400.1
Duke	11	800	4496	5.6	39	408.7
Maryland	11	832	5216	6.3	45	474.2

## RUSHING DEFENSE

SCHOOL	G	ATT	YDS	PC	TD	PG
<b>Florida State</b>	<b>11</b>	<b>400</b>	<b>1103</b>	<b>2.8</b>	<b>3</b>	<b>100.3</b>
Clemson	11	413	1321	3.2	6	120.1
North Carolina	11	492	1642	3.3	16	149.3
N.C. State	12	484	1978	4.1	8	164.8
Virginia	11	472	2032	4.3	15	184.7
Georgia Tech	11	533	2066	3.9	17	187.8
Wake Forest	11	520	2103	4.0	21	191.2
Duke	11	504	2136	4.2	22	194.2
Maryland	11	462	2248	4.8	25	204.4

## PASS EFFICIENCY DEFENSE

SCHOOL	ATT	CMP	PCT	INT	YDS	TD	RAT
<b>Florida State</b>	<b>386</b>	<b>182</b>	<b>.472</b>	<b>18</b>	<b>2114</b>	<b>15</b>	<b>96.7</b>
N.C. State	405	214	.528	18	2294	12	101.3
Virginia	316	162	.513	17	1861	12	102.5
Wake Forest	311	169	.543	13	1941	7	106.2
North Carolina	314	164	.522	13	1950	10	106.6
Clemson	341	183	.537	14	2335	18	121.4
Georgia Tech	310	180	.581	14	2385	12	125.1
Maryland	370	199	.538	8	2996	20	135.3
Duke	296	175	.591	10	2360	17	138.3

## SCORING DEFENSE

SCHOOL	TD	KXP	OXF	FG	SF	PTS	PG
N.C. State	20	19	0	15	0	184	15.3
<b>Florida State</b>	<b>19</b>	<b>17</b>	<b>0</b>	<b>13</b>	<b>1</b>	<b>172</b>	<b>15.6</b>
Clemson	26	22	1	11	0	213	19.4
North Carolina	28	25	0	7	1	216	19.6
Wake Forest	30	27	0	6	0	225	20.5
Virginia	30	22	3	7	0	229	20.8
Georgia Tech	32	30	0	20	2	286	26.0
Duke	46	41	1	8	0	343	31.2
Maryland	48	37	1	12	0	365	33.0

## FIRST DOWNS — DEFENSE

SCHOOL	G	RUN	PASS	PEN	TOT	PG
<b>Florida State</b>	<b>11</b>	<b>74</b>	<b>90</b>	<b>15</b>	<b>179</b>	<b>16.3</b>
Clemson	11	76	100	13	189	17.2
North Carolina	11	101	88	13	202	18.4
Virginia	11	109	82	8	208	18.9
N.C. State	12	117	104	6	227	18.9
Duke	11	114	95	9	218	19.8
Wake Forest	11	119	91	8	218	19.8
Georgia Tech	11	121	101	7	229	20.8
Maryland	11	110	138	11	259	23.6

## 3RD DOWN CONVERSIONS — DEFENSE

SCHOOL	G	CONV	ATT	PCT
<b>Florida State</b>	<b>11</b>	<b>46</b>	<b>179</b>	<b>.257</b>
Clemson	11	58	173	.335
N.C. State	12	67	192	.349
Georgia Tech	11	61	175	.349
Wake Forest	11	63	168	.375
North Carolina	11	71	188	.378
Duke	11	62	162	.383
Virginia	11	74	175	.423
Maryland	11	63	147	.429

## PUNT RETURNS

SCHOOL	G	NO	YDS	LG	TD	AVG
<b>Florida State</b>	<b>11</b>	<b>37</b>	<b>540</b>	<b>74</b>	<b>2</b>	<b>14.6</b>
Duke	11	31	352	38	1	11.9
North Carolina	11	46	489	65	1	10.6
Wake Forest	11	40	405	36	0	10.1
N.C. State	12	34	334	19	2	9.8
Georgia Tech	11	30	278	72	1	9.3
Clemson	11	37	268	18	0	7.4
Maryland	11	32	206	42	1	6.2
Virginia	11	31	196	33	0	6.3

## KICKOFF RETURNS

SCHOOL	G	NO	YDS	LG	TD	AVG
<b>Florida State</b>	<b>11</b>	<b>26</b>	<b>801</b>	<b>96</b>	<b>3</b>	<b>30.8</b>
Duke	11	55	1271	83	0	23.1
Georgia Tech	11	43	870	43	0	20.2
Maryland	11	47	931	44	0	19.8
N.C. State	12	31	613	59	0	19.8
North Carolina	11	35	655	40	0	18.7
Clemson	11	35	650	40	0	18.6
Virginia	11	32	578	96	1	18.1
Wake Forest	11	32	569	36	0	17.8

## KICKOFF RETURN COVERAGE

SCHOOL	G	NO	YDS	LG	TD	AVG
Virginia	11	30	493	34	0	16.4
North Carolina	11	46	785	51	0	17.1
Maryland	11	45	886	49	0	19.7
Clemson	11	46	925	41	0	20.1
N.C. State	12	46	977	82	0	21.2
<b>Florida State</b>	<b>11</b>	<b>57</b>	<b>1246</b>	<b>83</b>	<b>0</b>	<b>21.9</b>
Georgia Tech	11	26	585	96	1	22.5
Duke	11	33	763	97	1	23.1
Wake Forest	11	29	759	96	1	26.2



Florida State's defense led the Atlantic Coast Conference in five categories in 1992, including total, rushing and pass efficiency.

## NET PUNTING

SCHOOL	PUNTS-AVG	RET-YDS	NET
North Carolina	60-42.3	30-255	38.0
Clemson	64-40.0	32-307	35.2
N.C. State	63-38.4	39-249	34.4
<b>Florida State</b>	<b>49-35.2</b>	<b>18-123</b>	<b>32.7</b>
Duke	58-39.1	35-398	32.3
Georgia Tech	68-36.8	38-407	30.8
Wake Forest	66-36.9	41-407	30.7
Maryland	55-34.2	21-192	30.7
Virginia	47-36.1	29-371	28.2

## PENALTY YARDAGE PER GAME

SCHOOL	G	PEN	YARDS	PG
N.C. State	12	47	342	28.5
Georgia Tech	11	65	503	45.7
Duke	11	59	516	46.9
Virginia	11	68	522	47.5
Maryland	11	66	583	54.1
Wake Forest	11	77	610	55.5
North Carolina	11	74	613	55.7
Clemson	11	77	681	61.9
<b>Florida State</b>	<b>11</b>	<b>89</b>	<b>728</b>	<b>66.2</b>

## QUARTERBACK SACKS

SCHOOL	G	NO	YARDS	PG
Clemson	11	46	278	4.2
<b>Florida State</b>	<b>11</b>	<b>40</b>	<b>180</b>	<b>3.6</b>
Wake Forest	11	39	280	3.6
Georgia Tech	11	33	208	3.0
N.C. State	12	35	272	2.9
Virginia	11	31	241	2.8
North Carolina	11	23	189	2.4
Maryland	11	23	157	2.1
Duke	11	19	109	1.7