


RECORD BOOK



# INDIVIDUAL RECORDS

(Bowl games not included)

## TOTAL OFFENSE

### Most Plays

Game - 61, Gary Huff vs. Houston, Nov. 4, 1972  
Season - 465, Charlie Ward, 1992  
Career - 921, Gary Huff, 1970-72

### Most Yards Gained

Game - 506, Charlie Ward vs. Maryland, Nov. 7, 1992  
Season - 3,151, Charlie Ward, 1992  
Career - 6,086, Gary Huff, 1970-72

### Most Touchdowns Responsible For

Game - 6, Gary Huff vs. South Carolina, Oct. 23, 1971; Peter Tom Willis vs. Memphis State, Nov. 18, 1989  
Season - 28, Charlie Ward, 1992  
Career - 54, Gary Huff, 1970-72



Erie, Pa. native Fred Biletnikoff was Florida State's first consensus All-American; his number 25 is one of just three retired by the school.

## RUSHING

### Most Rushes

Game - 33, Greg Allen vs. East Carolina, Sept. 3, 1983  
Season - 239, Larry Key, 1977  
Career - 625, Larry Key, 1974-77

### Most Yards Gained

Game - 322, Greg Allen vs. Western Carolina, Oct. 31, 1981  
Season - 1,230, Sammie Smith, 1987  
Career - 3,769, Greg Allen, 1981-84

### Most Yards Gained (Season)

By a Freshman - 888, Greg Allen, 1981  
By a Sophomore - 1,230, Sammie Smith, 1987  
By a Junior - 1,134, Greg Allen, 1983  
By a Senior - 1,117, Larry Key, 1977

### Most Games

**Gaining 100 Yards**  
Season - 7, Sammie Smith, 1987  
Career - 16, Greg Allen, 1981-84

### Consecutive 100-Yard Games

Career - 4, Sammie Smith, 1987

### Most Games Gaining 200 Yards

Season - 2, Greg Allen, 1981  
Career - 4, Greg Allen, 1981-84

### Most Games Gaining 300 Yards

Season - 1, Greg Allen, 1981  
Career - 1, Greg Allen, 1981

### Highest Average Per Rush

Game (Min. 10 atts.) - 14.1 (15-212), Victor Floyd vs. South Carolina, Nov. 9, 1985; (Min. 20 atts.) - 10.1 (22-223), Greg Allen vs. Arizona State, Nov. 4, 1984  
Season (Min. 100 atts.) - 7.3 (133-971), Greg Allen, 1984  
Career (Min. 200 atts.) - 6.2, Sammie Smith, 1985-88

### Most Touchdowns Rushing

Game - 4, Greg Allen vs. South Carolina, Nov. 6, 1982 and vs. Louisville, Nov. 13, 1982  
Season - 20, Greg Allen, 1982  
Career - 44, Greg Allen, 1981-84

### Longest Rush

Game - 97, Larry Key vs. Virginia Tech, Nov. 11, 1976

### Most All-Purpose Yardage

Game - 417, Greg Allen vs. Western Carolina, Oct. 31, 1981  
Season - 1,605, Greg Allen, 1982  
Career - 4,996, Greg Allen, 1981-84

## PASSING

### Highest Passing Efficiency Rating

Season (Min. 10 atts./game) - 153.0, Chip Ferguson, 1988  
Career (Min. 15 cmp./game) - 148.5, Peter Tom Willis, 1986-89

### Most Passes Attempted

Game - 58, Gary Huff vs. Florida, Oct. 7, 1972  
Season - 385, Gary Huff, 1972  
Career - 796, Gary Huff, 1970-72

### Most Passes Completed

Game - 31, Bill Cappleman vs. Memphis State, Nov. 15, 1969  
Season - 211, Peter Tom Willis, 1989  
Career - 436, Gary Huff, 1970-72

### Highest Completion Percentage

Game (Min. 15 atts.) - 85.0 (17-20), Peter Tom Willis vs. South Carolina, Nov. 5, 1988  
Season (Min. 100 atts.) - 66.9 (109-163), Brad Johnson, 1990  
Career (Min. 300 atts.) - 60.8 (304-500), Peter Tom Willis, 1986-89

### Most Interceptions Thrown

Game - 5, Bill Cappleman vs. Virginia Tech, Nov. 2, 1968  
Season - 23, Gary Huff, 1972  
Career - 42, Gary Huff, 1970-72

### Lowest Interception Percentage

Season (Min. 100 atts.) - 1.65 (2-121), Steve Tensi, 1962  
Career (Min. 300 atts.) - 2.94 (16-545), Casey Weldon, 1988-91



### Most Yards Gained

Game - 508, Bill Cappleman vs. Memphis State, Nov. 15, 1969

Season - 3,124, Peter Tom Willis, 1989

Career - 6,378, Gary Huff, 1970-72

### Most 200-Yard Games

Season - 9, Gary Huff, 1972 and Peter Tom Willis, 1989

Career - 15, Gary Huff, 1970-72

### Consecutive

#### 200-Yard Games

Career - 11, Gary Huff, 1971-72

### Most 300-Yard Games

Season - 6, Peter Tom Willis, 1989

Career - 6, Peter Tom Willis, 1986-89

### Consecutive

#### 300-Yard Games

Season - 3, Peter Tom Willis, 1989

Career - 3, Kim Hammond, 1967 and Peter Tom Willis, 1989

### Most Yards Per

#### Attempt

Game (Min. 15 atts.) - 15.5 (482-31), Peter Tom Willis vs. Memphis State, Nov. 18, 1989

Season (Min. 100 atts.) - 9.0 (3,124-346), Peter Tom Willis, 1989

Career (Min. 300 atts.) - 8.6 (4,291-500), Peter Tom Willis, 1989

### Most Yards Per

#### Completion

Game (Min. 15 atts.) - 25.0 (325-13), Casey Weldon vs. Florida, Dec. 1, 1990

Season (Min. 100 atts.) - 15.6 (1,218-78), Eric Thomas, 1984

Career (Min. 300 atts.) - 14.6 (6,378-436), Gary Huff, 1970-72

### Most Touchdown

#### Passes

Game - 6, Peter Tom Willis vs. Memphis State, Nov. 18, 1989

Season - 25, Bill Cappleman, 1968 and Gary Huff, 1972

Career - 52, Gary Huff, 1970-72

### Consecutive Games

#### With a Touchdown

#### Pass

Career - 13, Gary Huff, 1970-72

### Longest Pass

Game - 96, Jimmy Jordan to Kurt Unglaub vs. Virginia Tech, Nov. 20, 1976

## RECEIVING

### Most Passes Caught

Game - 16, Ron Sellers vs. South Carolina, Oct. 26, 1968

Season - 86, Ron Sellers, 1968

Career - 212, Ron Sellers, 1966-68

### Consecutive Games

#### Catching a Pass

Career - 30, Ron Sellers, 1966-68 and Lawrence Dawsey, 1987-90

### Most Yards Gained

Game - 280, Ron Sellers vs. Wake Forest, Nov. 23, 1968

Season - 1,496, Ron Sellers, 1968

Career - 3,598, Ron Sellers, 1966-68

### Highest Average

#### Per Reception

Game (Min. 5 rec.) - 34.6 (173-5), Ron Sellers vs. Maryland, Sept. 21, 1968

Season (Min. 30 rec.) - 21.7 (738-34), Hassan Jones, 1985

Career (Min. 70 rec.) - 20.1 (2,392-119), Barry Smith, 1970-72

### Most TD Passes

#### Caught

Game - 5, Ron Sellers vs. Wake Forest, Nov. 23, 1968

Season - 13, Barry Smith, 1972

Career - 25, Barry Smith, 1970-72

### Most Yards Gained

#### Per Game

Season - 149.6, Ron Sellers, 1968

Career - 119.9, Ron Sellers, 1966-68

### Most 100-Yard

#### Receiving Games

Season - 8, Barry Smith, 1972

Career - 18, Ron Sellers, 1966-68

### Most 200-Yard

#### Receiving Games

Season - 4, Ron Sellers, 1968

Career - 5, Ron Sellers, 1966-68

## SCORING

### Most Points

Game - 30, Ron Sellers vs. Wake Forest, Nov. 23, 1968

Season - 126, Greg Allen, 1982

Career - 393, Derek Schmidt, 1984-87

### Most Touchdowns

Game - 5, Ron Sellers vs. Wake Forest, Nov. 23, 1968

Season - 21, Greg Allen, 1982

Career - 46, Greg Allen, 1981-84

### Most PAT Attempted

Game - 10, Five Times (latest Dan Mowrey vs. Tulane, Nov. 14, 1992)

Season - 58, Richie Andrews, 1988

Career - 178, Derek Schmidt, 1984-87

### Most PAT Made

Game - 10, Four Times (latest Dan Mowrey vs. Tulane, Nov. 14, 1992)

Season - 57, Richie Andrews, 1988

Career - 174, Derek Schmidt, 1984-87

### Highest Percentage

#### of PAT Made

Season (Min. 25 att.) - 100.0 (38-38), Bill Capece, 1980;

Derek Schmidt (42-42), 1984 and (44-44), 1985

Career (Min. 100 att.) - 97.8 (174-178), Derek Schmidt, 1984-87

### Consecutive PAT

#### Made

Career - 108, Derek Schmidt, 1984-86

### Most Points Kicking

Game - 18, Bill Capece vs. Pittsburgh, Oct. 11, 1980

Season - 116, Derek Schmidt, 1987

Career - 393, Derek Schmidt, 1984-87

## PUNTING

### Most Punts

Game - 12, Joe Downey vs. Houston, Nov. 3, 1973; Bill Cheshire vs. Florida, Sept. 28, 1968

Season - 81, Joe Downey, 1973

Career - 244, Rohn Stark, 1978-81

### Highest Average

Game (Min. 5 punts) - 54.8 (329-6), Rohn Stark vs. Florida, Nov. 28, 1981

Season (Min. 30 punts) - 46.0 (2,941-64), Rohn Stark, 1981

Career (Min. 100 punts) - 42.7 (10,418-244), Rohn Stark, 1978-81

### Most Yards on Punts

Game - 465, Joe Downey vs. Houston, Nov. 3, 1973

Season - 3,092, Joe Downey, 1973

Career - 10,418, Rohn Stark, 1978-81

### Longest Punt

Game - 84, Tommy Brown vs. Tampa, 1950

## PUNT RETURNS

### Most Punt Returns

Game - 10, David Snell vs. South Carolina, Oct. 24, 1970

Season - 40, David Snell, 1970

Career - 126, Deion Sanders, 1985-88

### Most Yards

#### on Punt Returns

Game - 137, Bobby Jackson vs. Virginia Tech, Nov. 16, 1974

Season - 503, Deion Sanders, 1988

Career - 1,429, Deion Sanders, 1985-88

### Highest Average

#### Per Punt Return

Game (Min. 3) - 45.7 (137-3), Bobby Jackson vs. Virginia Tech, Nov. 16, 1974

Season (Min. 10) - 20.1 (241-12), Phil Abairra, 1969

Career (Min. 25) - 14.0 (377-27), Buddy Blankenship, 1964-65

### Most TDs on Punt

#### Returns

Game - 2, Joe Wessel vs. Arizona State, Nov. 3, 1984

Season - 3, Joe Wessel, 1984

Career - 3, Joe Wessel, 1981-84; Deion Sanders, 1985-88; Terrell Buckley, 1989-91

### Longest Punt Return

Game - 92, Phil Abairra vs. North Carolina State, Nov. 22, 1969

## KICKOFF RETURNS

### Most Kickoff Returns

Game - 6, Larry Key vs. Miami, Sept. 24, 1977 and vs. Miami, Sept. 18, 1976; Joe Goldsmith vs. Mississippi State, Oct. 13, 1973; Billy Allen vs. East Carolina, Sept. 3, 1983

Season - 29, Joe Goldsmith, 1973  
Career - 73, Keith Ross, 1985-88

### Most Yards on Kickoff Returns

Game - 184, Leon Bright vs. Virginia Tech, Nov. 16, 1974  
Season - 583, Keith Ross, 1986  
Career - 1,703, Keith Ross, 1985-88

### Highest Average Per Kickoff Return

Game (Min. 3) - 60.3 (181-3), Tamarick Vanover vs. Florida, Nov. 28, 1992  
Season (Min. 10) - 27.5 (358-13), Bill Odom, 1955  
Career (Min. 35) - 24.1 (1,278-53), Keith Ross, 1985-87

### Most TDs on Kickoff Returns

Game - 1, 12 Times (latest Shannon Baker vs. Tulane, Nov. 14, 1992)  
Season - 2, Tamarick Vanover, 1992  
Career - 2, Eddie McMillan, 1970-72; T.K. Wetherell, 1964-66; Tamarick Vanover, 1992

### Longest Kickoff Return

Game - 100, Leon Bright vs. Virginia Tech, Nov. 16, 1974; Bill Moremen/T.K. Wetherell vs. Kentucky, Oct. 9, 1965; Keith Ross/Dexter Carter vs. Miami, Nov. 1, 1986

## FIELD GOALS

### Most Field Goals Attempted

Game - 8, Frank Fontes vs. Wake Forest, Sept. 26, 1970  
Season - 31, Derek Schmidt, 1987  
Career - 104, Derek Schmidt, 1984-87

### Most Field Goals Made

Game - 5, Bill Capece vs. Pittsburgh, Oct. 11, 1980  
Season - 23, Derek Schmidt, 1987  
Career - 73, Derek Schmidt, 1984-87

### Highest Percentage of Field Goals Made

Season (Min. 15 atts.) - 74.2 (23-31), Derek Schmidt, 1987  
Career (Min. 50 atts.) - 70.2 (73-104), Derek Schmidt, 1984-87

### Longest Field Goal Made

Game - 54, Derek Schmidt vs. Miami, Sept. 22, 1984

## BLOCKED KICKS

### Most Blocked Kicks

Game - 2, Joe Wessel vs. Temple, Sept. 29, 1984; J.T. Thomas vs. Louisville, Sept. 12, 1970  
Season - 5, Joe Wessel, 1984  
Career - 7, Bobby Butler, 1977-80

### Most Blocked Punts

Game - 2, Ron Hester vs. Boston College, Oct. 18, 1980; Kelvin Smith vs. Southern Miss, Oct. 1987  
Season - 4, Joe Wessel, 1984  
Career - 5, Bobby Butler, 1977-80

### Most Blocked Field Goals

Game - 2, J.T. Thomas vs. Louisville, Sept. 12, 1970  
Season - 2, J.T. Thomas, 1970  
Career - 2, Alphonso Carreker, 1980-83; J.T. Thomas, 1969-71

### Most TDs Scored Off Blocked Kicks

Game - 2, Joe Wessel vs. Arizona State, Nov. 3, 1984  
Season - 3, Joe Wessel, 1984  
Career - 3, Joe Wessel, 1981-84

### Most TDs Scored Off Blocked Punts

Game - 2, Joe Wessel vs. Arizona State, Nov. 3, 1984  
Season - 3, Joe Wessel, 1984  
Career - 3, Joe Wessel, 1981-84

## SEMINOLE SIDELINE

In 1992, for the second consecutive year, two Seminoles finished in the Top 10 in balloting for the Heisman Trophy. Linebacker Marvin Jones finished fourth, the highest finish ever for a Florida State defender. Jones also became the fourth FSU defender ever to rank in the Top 10 in Heisman balloting. Quarterback Charlie Ward made a late run and received enough votes for a No. 6 finish. Seminoles in the Heisman Trophy voting over the years:

YEAR	PLAYER	PLACE	POINTS
1967	Kim Hammond	5th	90
1968	Ron Sellers	10th	91
1972	Gary Huff	10th	138
1979	Ron Simmons	9th	41
1984	Greg Allen	8th	37
1988	Deion Sanders	8th	22
1991	Casey Weldon	2nd	503
1991	Terrell Buckley	8th	102
1992	Marvin Jones	4th	392
1992	Charlie Ward	6th	126

### Most TDs Scored Off Blocked Field Goals

Game - 1, Many Players (latest Eric Riley vs. Temple, Sept. 29, 1984)  
Season - 1, Many Players (latest Eric Riley, 1984)  
Career - 1, Many Players (latest Eric Riley, 1980-84)

## FUMBLES

### Caused Fumbles

Game - 2, Many Players  
Season - 13, Ron Simmons, 1977  
Career - 17, Ron Simmons, 1977-80

### Fumble Recoveries

Game - 3, Ron Wallace vs. Wichita State, Sept. 20, 1969  
Season - 6, Ron Wallace, 1969  
Career - 8, Ron Simmons, 1977-80; Willie Jones, 1975-78; Ron Wallace, 1968-70

## TACKLES

### Most Tackles

Game - 29, Dale McCullers vs. Texas A&M, Oct. 5, 1968  
Season - 181, Aaron Carter, 1977  
Career - 512, Aaron Carter, 1974-77

### Most Quarterback Sacks

Game - 5, Ron Simmons vs. North Texas State, Oct. 29, 1977  
Season - 12, Ron Simmons, 1977  
Career - 25, Ron Simmons, 1977-80

### Most Tackles for Loss

Game - 4, Isaac Williams vs. Temple, Sept. 29, 1984; Anthony Moss vs. Virginia Tech, Oct. 14, 1989  
Season - 17, Ron Simmons, 1979  
Career - 44, Ron Simmons, 1977-80

## INTERCEPTIONS

### Most Passes Intercepted

Game - 3, Five Times (latest Corey Sawyer vs. N.C. State, Sept. 19, 1992)  
Season - 12, Terrell Buckley, 1989-91  
Career - 21, Terrell Buckley, 1989-91

### Most Yards on Interceptions

Game - 109, LeRoy Butler vs. Syracuse, Oct. 7, 1989  
Season - 238, Terrell Buckley, 1991  
Career - 501, Terrell Buckley, 1989-91

### Most TDs on Interceptions

Game - 1, Many Players (latest Clifton Abraham vs. Tulane, Nov. 14, 1992)  
Season - 2, Deion Sanders, 1988; Terrell Buckley, 1990 and 1991  
Career - 4, Deion Sanders, 1985-88; Terrell Buckley, 1989-91

### Longest Interception Return

Game - 100, Deion Sanders vs. Tulsa, Oct. 19, 1985



# TEAM RECORDS

## SINGLE GAME OFFENSE

### Total Offense

Most Plays - 100, vs. East Carolina, Sept. 20, 1980  
 Most Plays, Both Teams - 173, vs. San Diego State, Oct. 27, 1973  
 Most Yards Gained - 858, vs. Maryland, Nov. 7, 1992  
 Most Yards Gained, Both Teams - 1,294, vs. Maryland, Nov. 7, 1992  
 Most Touchdowns - 10, vs. Maryland, Nov. 7, 1992

### Rushing

Most Rushes - 81, vs. East Carolina, Sept. 20, 1980  
 Most Rushes, Both Teams - 120, vs. Oklahoma, Sept. 25, 1976  
 Most Yards - 479, vs. Western Carolina, Oct. 31, 1981  
 Most Yards, Both Teams - 706, vs. Louisville, Nov. 13, 1982  
 Most Touchdowns - 7, vs. East Carolina, Sept. 20, 1980; vs. Cincinnati, Nov. 10, 1990

### Passing

Most Passes Attempted - 59, vs. Florida, Oct. 7, 1972  
 Most Passes Attempted, Both Teams - 102, vs. Florida, Nov. 28, 1992  
 Most Passes Completed - 32, vs. Miami, Oct. 6, 1990  
 Most Passes Completed, Both Teams - 56, vs. Ohio State, Oct. 3, 1981  
 Highest Percentage Completed (Min. 20 atts.) - 84.0 (21-25), vs. Virginia Tech, Oct. 2, 1971  
 Most Interceptions Thrown - 7, vs. South Carolina, Nov. 10, 1984  
 Most Yards Gained - 535, vs. Memphis State, Nov. 18, 1989  
 Most Yards Gained, Both Teams - 829, vs. Memphis State, Nov. 18, 1989  
 Touchdown Passes - 6, vs. Memphis State, Nov. 18, 1989

### Scoring

Most Points - 76, vs. Tulsa, Oct. 19, 1985  
 Most Points, Both Teams - 96, vs. Arizona State, Nov. 3, 1984  
 Greatest Margin of Victory - 74, vs. Whiting Field, 1949; 63, vs. Tulane, Nov. 14, 1992  
 Greatest Margin of Defeat - 49, vs. Florida, Dec. 1, 1973  
 Most Touchdowns - 10, Five Times (latest vs. Tulane, Nov. 14, 1992)  
 Most Touchdowns, Both Teams - 13, vs. East Carolina, Sept. 3, 1983; vs. Maryland, Nov. 7, 1992  
 Most PAT Made - 10, Four Times (latest vs. Tulane, Nov. 14, 1992)  
 Most PAT Made, Both Teams - 12, vs. Tulsa, Oct. 19, 1985; vs. Tulane, Oct. 13, 1987; vs. Maryland, Nov. 7, 1992  
 Most Field Goals Made - 5, vs. Pittsburgh, Oct. 11, 1980  
 Most Field Goals Made, Both Teams - 6, vs. Florida, Dec. 3, 1983

*\*Not recognized by the NCAA*

### First Downs

Most First Downs - 40, vs. Maryland, Nov. 7, 1992  
 Most First Downs, Both Teams - 67, vs. Maryland, Nov. 7, 1992  
 Most Rushing First Downs - 24, vs. East Carolina, Sept. 20, 1980  
 Most Rushing First Downs, Both Teams - 32, vs. Auburn, Oct. 23, 1976  
 Most Passing First Downs - 23, vs. Memphis State, Nov. 18, 1989  
 Most Passing First Downs, Both Teams - 38, vs. Memphis State, Nov. 18, 1989  
 Most Penalty First Downs - 5, vs. Miami, Oct. 28, 1989; vs. Florida, Dec. 2, 1989  
 Most Penalty First Downs, Both Teams - 13, vs. Miami, Oct. 28, 1989

### Punting

Most Punts - 12, vs. Houston, Nov. 3, 1973; vs. Florida, Sept. 28, 1968  
 Highest Average (Min. 5) - 54.8 (329-6), vs. Florida, Nov. 28, 1981

### Punt Returns

Most Punt Returns - 10, vs. South Carolina, Oct. 24, 1970  
 Most Yards Gained - 171, vs. Virginia Tech, Nov. 16, 1974  
 Most Touchdowns - 2, vs. Arizona State, Nov. 3, 1984

### Kickoff Returns

Most Kickoff Returns - 9, vs. Miami, Sept. 18, 1976; vs. Auburn, Nov. 19, 1960  
 Most Yards Gained - 209, vs. Florida, Nov. 28, 1992  
 Most Touchdowns - 1, 12 Times (latest vs. Tulane, Nov. 14, 1992)

### Fumbles

Most Fumbles - 10, vs. Wichita State, Sept. 20, 1969  
 Most Fumbles, Both Teams - 27, vs. Wichita State, Sept. 20, 1969  
 Most Fumbles Lost - 7, vs. Wichita State, Sept. 20, 1969  
 Most Fumbles Lost, Both Teams - 17, vs. Wichita State, Sept. 20, 1969

### Penalties

Most Penalties - 16, vs. Virginia Tech, Nov. 12, 1988; vs. Duke, Sept. 5, 1992  
 Most Penalties, Both Teams - 31, vs. South Carolina, Nov. 9, 1985  
 Most Yards Penalized - 172, vs. Furman, Sept. 21, 1957  
 Most Yards Penalized, Both Teams - 264, vs. South Carolina, Nov. 9, 1985

## SEMINOLE SIDELINE

*Florida State finished in the top 20 in the nation in college football attendance last year, averaging 62,797 fans a game. Of the 20 schools ranked, FSU was one of eight to increase in attendance over the previous year. In addition, Florida State and Brigham Young were the only two schools to make the list with stadium capacities of less than 75,000.*

## SINGLE GAME DEFENSE

### Total Defense

Fewest Plays - 38, Memphis State, Nov. 4, 1967  
 Fewest Yards - 23, The Citadel, Sept. 15, 1962  
 Most Yards - 651, Arizona State, Nov. 3, 1984

### Rushing Defense

Fewest Rushes - 19, Brigham Young, Aug. 29, 1991  
 Fewest Yards - (-18), Miami (36 carries), Nov. 2, 1985  
 Most Yards - 472, Nebraska, Sept. 19, 1981

### Passing Defense

Fewest Passes Attempted - 4, Georgia Tech, Oct. 4, 1975; Virginia Tech, Oct. 11, 1975; Memphis State, Nov. 4, 1967  
 Fewest Passes Completed - 0, William & Mary, Oct. 22, 1960  
 Lowest Percentage Completed (Min. 10 atts.) - 15.4 (2-13), Kansas State, Oct. 2, 1976; The Citadel, Sept. 15, 1962  
 Fewest Yards Passing - 0, William & Mary, Oct. 22, 1960  
 Most Yards Passing - 532, Arizona State, Nov. 3, 1984  
 Most Passes Intercepted - 6, vs. Louisville, Nov. 2, 1991  
 Most Yards on Interceptions - 134, vs. Tulsa, Oct. 19, 1985  
 Most TDs on Interceptions - 2, vs. Tulsa, Oct. 19, 1985; vs. Louisiana Tech, Oct. 22, 1988; vs. Michigan, Sept. 28, 1991

### First Downs

Fewest First Downs - 2, The Citadel, Sept. 15, 1962  
 Fewest Rushing First Downs - 0, Louisville, Sept. 13, 1980  
 Fewest Passing First Downs - 0, Seven Times (latest East Carolina, Sept. 20, 1980)

### Blocked Kicks

Most Blocked Kicks - 2, Many Times (latest vs. Louisiana Tech, Oct. 22, 1988)  
Most Blocked Punts - 2, Five Times (latest vs. Louisiana Tech, Oct. 22, 1988)  
Most Blocked Field Goals - 2, vs. Louisville, Sept. 12, 1970  
Most TDs off Blocked Kicks - 2, vs. Arizona State, Nov. 3, 1984; vs. Tulane, Oct. 20, 1984  
Most TDs off Blocked Punts - 2, vs. Tulane, Oct. 20, 1984; vs. Arizona State, Nov. 3, 1984  
Most TDs off Blocked Field Goals - 1, Many Times (latest vs. Temple, Sept. 29, 1984)

### Fumbles

Most Fumbles Caused - 17, vs. Wichita State, Sept. 20, 1969  
Most Fumbles Recovered - 10, vs. Wichita State, Sept. 20, 1969

### Turnovers

Most Turnovers - 12 (2 int.-10 fumbles), Wichita State, Sept. 20, 1969

## SINGLE SEASON OFFENSE

### Total Offense

Most Yards Per Game - 487.9 (5,361-11), 1987  
Highest Average Per Play - 6.39, 1988 (4,871-762) and 1990, (4,922-770)  
Most Yards - 5,401, 1991  
Most Touchdowns - 58, 1988

### Rushing

Most Yards - 3,021, 1984  
Most Yards Per Game - 274.6, 1984 (3,021-11)  
Highest Average Per Play - 5.6, 1987 (2,995-530)  
Most Touchdowns - 34, 1987

### Passing

Most Passes Attempted - 390, 1991  
Most Passes Completed - 234, 1991  
Highest Average Per Attempt - 8.91, 1989 (3,448-387)  
Highest Average Per Completion - 16.3, 1984 (1,938-119)  
Most Yards - 3,448, 1989  
Most Yards Per Game - 313.5, 1989 (3,448-11)

Highest Completion Percentage - 63.8, 1990 (222-348)  
Most TD Passes - 29, 1988 and 1988  
Highest Passing Efficiency Rating Points - 149.9, 1989

### Scoring

Most Points - 450, 1987  
Most Points Per Game - 40.9, 1987 (450-11)  
Consecutive 50 Point Games - 3, 1986  
Most Touchdowns - 58, 1988  
Most PAT Made - 57, 1988  
Most Field Goals Made - 23, 1987

### First Downs

Most First Downs - 283, 1991  
Most Rushing First Downs - 152, 1987  
Most Passing First Downs - 157, 1989  
Most Penalty First Downs - 26, 1989

### Punting

Most Punts - 81, 1973  
Fewest Punts - 35, 1988  
Highest Average Per Punt - 45.2, 1981 (2,941-65)

### Punt Returns

Most Punt Returns - 44, 1970  
Fewest Punt Returns - 14, 1960  
Most Yards - 649, 1988  
Highest Average Per Punt Return - 15.5, 1988 (649-42)  
Most Touchdowns - 4, 1979

### Kickoff Returns

Most Kickoff Returns - 56, 1973  
Fewest Kickoff Returns - 15, 1962 and 1964  
Most Yards - 998, 1974  
Highest Average Per Kickoff Return - 30.3, 1992 (819-27)  
Most Touchdowns - 3, 1992

### Fumbles

Most Fumbles - 42, 1969  
Most Fumbles Lost - 27, 1969  
Fewest Fumbles - 10, 1966  
Fewest Fumbles Lost - 5, 1965 and 1966

### Penalties

Most Penalties - 93, 1988  
Most Yards Penalized - 895, 1989  
Fewest Penalties - 40, 1976  
Fewest Yards Penalized - 423, 1976

## SINGLE SEASON DEFENSE

### Total Defense

Fewest Yards - 1,811, 1964  
Fewest Yards Per Game - 181.1, 1964 (1,811-10)

Lowest Average Per Play - 3.3, 1964 (3,410-658)  
Fewest Touchdowns - 8, 1980

### Rushing Defense

Fewest Yards - 750, 1964  
Fewest Yards Per Game - 75.0, 1964 (750-10)  
Lowest Average Per Play - 2.1, 1964 (750-355)  
Fewest Touchdowns - 2, 1980

### Passing Defense

Fewest Yards - 675, 1958  
Fewest Yards Per Game - 63.5, 1975 (698-11)  
Fewest Yards Per Attempt - 4.7, 1982 (693-148)  
Fewest Yards Per Completion - 10.3, 1962 (693-67)  
Lowest Completion Percentage - 34.1, 1979 (91-267)  
Fewest Touchdowns - 2, 1956, 1958, 1963 and 1964  
Most Interceptions - 25, 1968 and 1991  
Most Yards on Interceptions - 335, 1991  
Most TDs on Interceptions - 6, 1988

### Scoring Defense

Fewest Points - 66, 1964  
Fewest Points Per Game - 6.6, 1964 (66-10)

### First Downs

Fewest First Downs - 90, 1962  
Fewest Rushing First Downs - 45, 1962  
Fewest Passing First Downs - 28, 1958  
Fewest Penalty First Downs - 2, 1957

### Kickoff Returns

Lowest Average Per Kickoff Return - 15.7, 1962 (502-32)

### Punt Returns

Lowest Average Per Punt Return - 1.8, 1989 (22-12)  
Most Punts Returned for TD - 4, 1984

### Blocked Kicks

Most Blocked Kicks - 9, 1982 and 1984  
Most Blocked Punts - 8, 1984  
Most Blocked Field Goals - 4, 1970  
Most TDs off Blocked Kicks - 6, 1984  
Most TDs off Blocked Punts - 5, 1984  
Most TDs off Blocked Field Goals - 1, Many Years (latest 1984)

### Fumbles

Most Fumbles Caused - 45, 1979  
Most Fumbles Recovered - 26, 1957



Two-sport professional Deion Sanders participated in three sports during his years at Florida State, adding track to football and baseball. He still owns several FSU records for interceptions and punt returns.



# YEAR-BY-YEAR RECORDS

## Total Offense

YEAR	NAME	PLAYS	YARDS	TD
1955	Len Swantic	116	595	6
1956	Lee Corso	147	725	8
1957	Bobby Renn	148	680	6
1958	Fred Pickard	122	602	4
1959	Joe Majors	227	1141	10
1960	Ed Trancygier	152	695	9
1961	Eddie Feely	181	722	7
1962	Eddie Feely	165	982	7
1963	Steve Tensi	169	852	9
1964	Steve Tensi	215	1635	15
1965	Ed Pritchett	325	1455	7
1966	Gary Pajcic	290	1735	9
1967	Kim Hammond	297	2074	17
1968	Bill Cappleman	349	2342	26
1969	Bill Cappleman	417	2135	14
1970	Tommy Warren	259	1713	12
1971	Gary Huff	386	2653	24
1972	Gary Huff	429	2770	26
1973	Billy Sexton	168	765	4
1974	Ron Coppess	215	909	3
1975	Clyde Walker	241	1424	11
1976	Jimmy Black	308	1836	11
1977	Wally Woodham	195	1263	13
1978	Jimmy Jordan	224	1330	15
1979	Jimmy Jordan	202	1107	13
1980	Rick Stockstill	272	1282	17
1981	Rick Stockstill	292	1247	11
1982	Kelly Lowrey	253	1670	15
1983	Kelly Lowrey	279	1686	20
1984	Eric Thomas	239	1277	14
1985	Chip Ferguson	161	976	13
1986	Danny McManus	126	903	9
1987	Danny McManus	276	1950	15
1988	Chip Ferguson	212	1706	16
1989	Peter Tom Willis	377	3004	22
1990	Casey Weldon	211	1621	12
1991	Casey Weldon	351	2497	22
1992	Charlie Ward	465	3151	28

## Rushing

YEAR	NAME	NO	YARDS	AVG	TD
1955	Lee Corso	111	431	3.9	3
1956	Bobby Renn	105	596	5.7	2
1957	Fred Pickard	86	463	5.4	2
1958	Fred Pickard	122	615	5.0	4
1959	Fred Pickard	131	481	3.7	4

1960	Bud Whitehead	81	293	3.6	2
1961	Keith Kindermann	81	385	4.8	1
1962	Gene Roberts	75	299	4.0	0
1963	Dave Snyder	107	500	4.7	3
1964	Phil Spooner	136	516	3.8	5
1965	Jim Mankins	85	326	3.8	1
1966	Bill Moremen	123	480	3.9	7
1967	Bill Moremen	94	439	4.7	5
1968	Tom Bailey	116	570	4.9	2
1969	Tom Bailey	144	630	4.4	2
1970	Tom Bailey	121	514	4.2	2
1971	Paul Magalski	106	516	4.9	3
1972	Hodges Mitchell	192	944	4.9	3
1973	Hodges Mitchell	171	669	3.9	2
1974	Larry Key	123	602	4.9	3
1975	Leon Bright	162	675	4.2	3
1976	Larry Key	144	712	4.9	4
1977	Larry Key	239	1117	4.7	3
1978	Homes Johnson	183	817	4.5	4
1979	Mark Lyles	225	1011	4.5	8
1980	Sam Platt	224	983	4.4	6
1981	Greg Allen	139	888	6.4	3
1982	Ricky Williams	134	857	6.4	3
1983	Greg Allen	200	1134	5.7	13
1984	Greg Allen	133	971	7.3	8
1985	Tony Smith	111	678	6.1	4
1986	Victor Floyd	129	654	5.1	6
1987	Sammie Smith	172	1230	7.1	7
1988	Sammie Smith	108	577	5.3	4
1989	Dexter Carter	131	684	5.2	8
1990	Amp Lee	158	825	5.2	16
1991	Amp Lee	186	977	5.3	11
1992	Tiger McMillon	116	579	5.0	3

## Passing

YEAR	NAME	ATT	COMP	INT	YDS	TD
1955	Len Swantic	73	37	5	576	2
1956	Lee Corso	59	32	5	369	5
1957	Bobby Renn	54	23	4	263	2
1958	Vic Prinzi	71	40	5	480	7
1959	Joe Majors	168	90	7	1063	7
1960	Ed Trancygier	97	38	10	552	6
1961	Eddie Feely	83	48	3	471	4
1962	Steve Tensi	121	60	2	796	6
1963	Steve Tensi	147	71	9	915	9
1964	Steve Tensi	204	121	10	1681	14
1965	Ed Pritchett	247	110	14	1225	5
1966	Gary Pajcic	232	125	9	1590	8
1967	Kim Hammond	241	140	10	1991	15
1968	Bill Cappleman	287	162	11	2410	25
1969	Bill Cappleman	344	183	18	2467	14
1970	Tommy Warren	190	97	10	1594	11
1971	Gary Huff	327	184	18	2736	23
1972	Gary Huff	385	206	23	2893	25



1973	Billy Sexton	128	51	12	754	4
1974	Ron Coppess	145	78	7	817	2
1975	Clyde Walker	203	117	8	1619	10
1976	Jimmy Black	179	104	9	1535	9
1977	Wally Woodham	154	94	9	1270	8
1978	Jimmy Jordan	199	108	9	1427	14
1979	Jimmy Jordan	180	87	14	1173	13
1980	Rick Stockstill	201	121	8	1377	15
1981	Rick Stockstill	238	122	14	1356	11
1982	Kelly Lowrey	217	113	8	1671	11
1983	Kelly Lowrey	233	131	12	1720	12
1984	Eric Thomas	161	78	4	1218	14
1985	Chip Ferguson	130	70	6	990	11
1986	Danny McManus	112	65	2	872	7
1987	Danny McManus	264	138	9	1964	14
1988	Chip Ferguson	194	122	11	1714	16
1989	Peter Tom Willis	346	211	9	3124	20
1990	Casey Weldon	182	112	4	1600	12
1991	Casey Weldon	313	189	8	2527	22
1992	Charlie Ward	365	204	17	2647	22

## Receiving

YEAR	NAME	NO	YARDS	TD
1955	Tom Fearnster	18	258	1
1956	Joe Holt	16	140	3
	Ron Schomburger	16	140	0
1957	Bob Nellums	21	217	2
1958	Jack Espenship	18	200	1
1959	Bud Whitehead	31	320	2
1960	Bud Whitehead	23	212	1
1961	Jim Daniel	10	113	0
	Tom Hillabrand	10	66	0
1962	Keith Kindermann	21	275	2
1963	Fred Biletnikoff	24	358	4
1964	Fred Biletnikoff	57	987	11
1965	Max Wettstein	24	365	3
1966	Ron Sellers	56	874	3
1967	Ron Sellers	70	1228	8
1968	Ron Sellers	86	1496	12
1969	Jim Tyson	49	720	4
1970	Rhett Dawson	54	946	5
1971	Rhett Dawson	62	817	7
1972	Barry Smith	69	1243	12
1973	Mike Shumann	21	280	2
1974	Mike Shumann	43	515	3
1975	Mike Shumann	38	730	5
1976	Ed Beckman	37	521	3
1977	Roger Overby	38	626	5
1978	Jackie Flowers	43	757	7
1979	Jackie Flowers	37	622	7
1980	Michael Whiting	25	203	0
1981	Michael Whiting	29	211	2
1982	Tony Johnson	30	500	2
1983	Weegie Thompson	31	502	3
	Jessie Hester	31	576	6
1984	Jessie Hester	42	832	9
1985	Hassan Jones	34	738	5
1986	Herb Gainer	27	441	5
1987	Herb Gainer	30	478	6
1988	Terry Anthony	32	550	8
1989	Lawrence Dawsey	38	683	4
1990	Lawrence Dawsey	65	999	7
1991	Shannon Baker	30	451	4
1992	Tamarick Vanover	42	581	4

## Scoring

YEAR	NAME	TD	PAT	CV	FG	PTS
1955	Len Swantic	4				24
	Buck Metts	4				24
1956	Bob Nellums	5	1-2			31
1957	Bob Nellums	5	2-3			32
1958	Bobby Renn	7		1		44
1959	Fred Pickard	7		1		44
1960	Bill Whitehead	3				18
	Ed Trancygier	3				18
1961	Eddie Feely	3				18
1962	Keith Kindermann	5				30
1963	Larry Brinkley	5		1		32
1964	Fred Biletnikoff	11		1		68
1965	Gene Roberts		10-14		7-12	31
1966	Jim Mankins	10				60
1967	Grant Guthrie		26-27		9-14	53
1968	Ron Sellers	12				72
1969	Grant Guthrie		15-17		11-18	48
1970	Frank Fontes		22-24		14-27	64
1971	Frank Fontes		30-31		13-24	69
1972	Barry Smith	14		1		86
1973	Ahmet Askin		8-9		4-9	20
1974	Ahmet Askin		14-15		4-14	26
1975	Rudy Thomas	6				36
	Larry Key	6				36
1976	Dave Cappelen		16-20		9-17	43
1977	Dave Cappelen		27-29		13-20	66
1978	Dave Cappelen		39-40		7-12	60
1979	Dave Cappelen		29-30		14-22	71
1980	Bill Capece		39-39		22-30	104
1981	Mike Rendina		25-27		9-15	52
1982	Greg Allen	21				126
1983	Greg Allen	13		1		80
1984	Derek Schmidt		42-42		17-24	93
1985	Derek Schmidt		44-44		18-25	98
1986	Derek Schmidt		41-42		15-24	86
1987	Derek Schmidt		47-50		23-31	116
1988	Richie Andrews		57-58		5-13	72
1989	Richie Andrews		34-35		8-13	58
1990	Amp Lee	18				108
1991	Amp Lee	14				84
1992	Dan Mowrey		51-55		10-18	81



Former Seminole defensive back Joe Wessel, now an assistant coach at Notre Dame, still owns most FSU single season records for blocked kicks and punts.

# SEASON LEADERS

## Total Offense

	NAME, YEAR	PLAYS	YARDS
1.	Charlie Ward, 1992	465	3151
2.	Peter Tom Willis, 1989	377	3004
3.	Gary Huff, 1972	429	2770
4.	Gary Huff, 1971	386	2653
5.	Casey Weldon, 1991	351	2497
6.	Bill Cappleman, 1968	349	2342
7.	Bill Cappleman, 1969	417	2135
8.	Kim Hammond, 1967	297	2074
9.	Danny McManus, 1987	276	1950
10.	Jimmy Black, 1976	308	1836

## Rushing Yardage

	NAME, YEAR	CARRIES	YARDS
1.	Sammie Smith, 1987	172	1230
2.	Greg Allen, 1983	200	1134
3.	Larry Key, 1977	239	1117
4.	Mark Lyles, 1979	225	1011
5.	Sam Platt, 1980	224	983
6.	Amp Lee, 1991	186	977
7.	Greg Allen, 1984	133	971
8.	Hodges Mitchell, 1972	192	944
9.	Greg Allen, 1981	139	888
10.	Ricky Williams, 1982	134	857

## Rushing Touchdowns

	NAME, YEAR	TD
1.	Greg Allen, 1982	20
2.	Amp Lee, 1990	16
3.	Dayne Williams, 1987	15
4.	Greg Allen, 1983	13
5.	Amp Lee, 1991	11
6.	William Floyd, 1992	9
7.	Dexter Carter, 1989	8
	Greg Allen, 1984	8
	Greg Allen, 1983	8
	Kelly Lowrey, 1983	8
	Mark Lyles, 1979	8
	Jim Mankins, 1966	8

## SEMINOLE SIDELINE

Florida State has been ranked in the Associated Press' Top 20 in an amazing 92 of the last 94 weekly polls. FSU has been listed in the nation's Top 10 in 83 of those polls and in the Top Five 57 times. In 1991, the Seminoles held the No. 1 ranking for a school record 12 straight weeks, from the preseason poll through November 18th.

## Passes Completed

	NAME, YEAR	ATT	COMP
1.	Peter Tom Willis, 1989	346	211
2.	Gary Huff, 1972	385	206
3.	Charlie Ward, 1992	365	204
4.	Casey Weldon, 1991	313	189
5.	Gary Huff, 1971	327	184
6.	Bill Cappleman, 1969	344	183
7.	Bill Cappleman, 1968	287	162
8.	Kim Hammond, 1967	241	140
9.	Danny McManus, 1987	264	138
10.	Kelly Lowrey, 1983	233	131

## Passing Yardage

	NAME, YEAR	YARDS
1.	Peter Tom Willis, 1989	3124
2.	Gary Huff, 1972	2893
3.	Gary Huff, 1971	2736
4.	Charlie Ward, 1992	2647
5.	Casey Weldon, 1991	2527
6.	Bill Cappleman, 1969	2467
7.	Bill Cappleman, 1968	2410
8.	Kim Hammond, 1967	1991
9.	Danny McManus, 1987	1964
10.	Kelly Lowrey, 1983	1720

## Touchdown Passes

	NAME, YEAR	TD
1.	Gary Huff, 1972	25
	Bill Cappleman, 1968	25
3.	Gary Huff, 1971	23
4.	Casey Weldon, 1991	22
	Charlie Ward, 1992	22
6.	Peter Tom Willis, 1989	20
7.	Chip Ferguson, 1988	16
8.	Kim Hammond, 1967	15
	Rick Stockstill, 1980	15
10.	Steve Tensi, 1964	14
	Bill Cappleman, 1969	14
	Jimmy Jordan, 1978	14
	Eric Thomas, 1984	14
	Danny McManus, 1987	14

## Receptions

	NAME, YEAR	CATCHES
1.	Ron Sellers, 1968	86
2.	Ron Sellers, 1967	70
3.	Barry Smith, 1972	69
4.	Lawrence Dawsey, 1990	65
5.	Rhett Dawson, 1971	62
6.	Fred Biletznikoff, 1964	57
7.	Ron Sellers, 1966	56
8.	Rhett Dawson, 1970	54
9.	Gary Parris, 1972	49
	Jim Tyson, 1969	49



## Receiving Yardage

	NAME, YEAR	YARDS
1.	Ron Sellers, 1968	1496
2.	Barry Smith, 1972	1243
3.	Ron Sellers, 1967	1228
4.	Lawrence Dawsey, 1990	999
5.	Fred Biletnikoff, 1964	967
6.	Rhett Dawson, 1970	946
7.	Ron Sellers, 1966	874
8.	Jessie Hester, 1984	832
9.	Rhett Dawson, 1971	817
10.	Jackie Flowers, 1978	757

## Touchdown Catches

	NAME, YEAR	TD
1.	Barry Smith, 1972	13
2.	Ron Sellers, 1968	12
3.	Fred Biletnikoff, 1964	11
4.	Jessie Hester, 1984	9
	Lawrence Dawsey, 1988	9
6.	Ron Sellers, 1967	8
	Terry Anthony, 1988	8
	Terry Anthony, 1989	8
9.	Rhett Dawson, 1971	7
	Jackie Flowers, 1978	7
	Sam Platt, 1978	7
	Jackie Flowers, 1979	7
	Hassan Jones, 1984	7
	Lawrence Dawsey, 1990	7

## Tackles

	NAME, YEAR	TKLS	ASTS	TOTAL
1.	Aaron Carter, 1977	82	99	181
2.	Reggie Herring, 1980	92	78	170
3.	Dale McCullers, 1968	102	61	163
4.	Henry Taylor, 1984	80	79	159
5.	Jimmy Heggins, 1977	67	90	157
6.	Paul McGowan, 1987	97	53	150

## Tackles For Loss

	NAME, YEAR	TFL
1.	Ron Simmons, 1979	17
2.	Ron Simmons, 1977	13
	Marvin Jones, 1991	13
4.	Scott Warren, 1977	12
	Alphonso Carreker, 1983	12
	Paul McGowan, 1985	12
7.	Paul McGowan, 1987	11
	Howard Dinkins, 1990	11
9.	Arthur Scott, 1979	10

## Quarterback Sacks

	NAME, YEAR	SACKS
1.	Ron Simmons, 1977	12
2.	Carl Simpson, 1991	11
3.	Anthony Moss, 1990	10.5
4.	Willie Jones, 1978	10
5.	Carl Simpson, 1992	9
6.	Shelton Thompson, 1989	8.5
7.	Alphonso Carreker, 1982	8
	Gerald Nichols, 1984	8
	Odell Haggins, 1987	8
	Reggie Freeman, 1992	8

## Interceptions

	NAME, YEARS	INT
1.	Terrell Buckley, 1991	12
2.	Curt Campbell, 1951	8
	Monk Bonasorte, 1979	8
4.	LeRoy Butler, 1989	7
	Corey Sawyer, 1992	7
6.	Ted Hewitt, 1949	6
	Tommy Brown, 1952	6
	Lee Corso, 1954	6
	Tom Feamster, 1954	6
	Bud Whitehead, 1959	6
	Winfred Bailey, 1964	6
	J.T. Thomas, 1970	6
	Bobby Butler, 1979	6
	Larry Harris, 1982	6
	Terrell Buckley, 1990	6

## Scoring

	NAME, YEAR	TD	PAT	FG	PTS
1.	Greg Allen, 1982	21			126
2.	Derek Schmidt, 1987		47-50	23-31	116
3.	Amp Lee, 1990	18			108
4.	Bill Capace, 1980		38-38	22-30	104
5.	Derek Schmidt, 1985		44-44	18-25	98
6.	Derek Schmidt, 1984		42-42	17-24	93
7.	Richie Andrews, 1990		52-54	13-18	91
8.	Dayne Williams, 1987	15			90
9.	Barry Smith, 1972	14			86
	Derek Schmidt, 1986		41-42	15-24	86



As a junior in 1991, Terrell Buckley set the standard for Florida State defensive backs with 12 interceptions to finish his career with 21.



# CAREER LEADERS

## Total Offense

NAME, YEARS	PLAYS	YARDS
1. Gary Huff (70-72)	921	6086
2. Casey Weldon (88-91)	617	4643
3. Bill Cappleman (67-69)	777	4499
4. Peter Tom Willis (86-89)	546	4107
5. Greg Allen (81-84)	624	3769
6. Jimmy Jordan (76-79)	678	3764
7. Chip Ferguson (85-88)	578	3746
8. Wally Woodham (75, 77-79)	573	3531
9. Kelly Lowrey (80-83)	450	3429
10. Danny McManus (84-87)	483	3346

## Rushing Yardage

NAME, YEARS	CARRIES	YARDS
1. Greg Allen (81-84)	624	3769
2. Larry Key (74-77)	625	2953
3. Sammie Smith (85-88)	411	2539
4. Mark Lyles (76-79)	515	2218
5. Amp Lee (89-91)	405	2092
6. Dexter Carter (86-89)	327	1788
7. Tom Bailey (68-70)	381	1714
8. Ricky Williams (79-82)	320	1625
9. Hodges Mitchell (72-73)	363	1613
10. Victor Floyd (85-88)	265	1548

## Rushing Touchdowns

NAME, YEARS	TD
1. Greg Allen (81-84)	44
2. Amp Lee (89-91)	30
3. Dayne Williams (86-88)	24
4. Mark Lyles (76-79)	20
5. Dexter Carter (86-89)	17
6. Sammie Smith (86-88)	15
7. Bill Moremen (65-67)	14
8. Edgar Bennett (87-91)	13
Kelly Lowrey (80-83)	13
Larry Key (74-77)	13

## Passes Completed

NAME, YEARS	ATT	COMP
1. Gary Huff (70-72)	796	436
2. Bill Cappleman (67-69)	636	349
3. Casey Weldon (88-91)	545	323
4. Peter Tom Willis (86-89)	500	304
5. Jimmy Jordan (76-79)	594	297
6. Chip Ferguson (85-88)	496	281
7. Wally Woodham (75, 77-79)	476	273
8. Kelly Lowrey (80-83)	464	252
Steve Tensi (62-64)	472	252
10. Rick Stockstill (77, 79-81)	447	250



Career rushing and rushing TDs leader Greg Allen totalled 3,769 yards and 44 scores between 1981-84, over 800 yards and 14 touchdowns ahead of the number two men on the lists.

## Passing Yardage

NAME, YEARS	YARDS
1. Gary Huff (70-72)	6378
2. Bill Cappleman (67-69)	4904
3. Casey Weldon (88-91)	4628
4. Peter Tom Willis (86-89)	4291
5. Jimmy Jordan (76-79)	4144
6. Chip Ferguson (85-88)	3846
7. Wally Woodham (75, 77-79)	3550
8. Kelly Lowrey (80-83)	3469
9. Steve Tensi (62-64)	3392
10. Danny McManus (84-87)	3390

## Touchdown Passes

NAME, YEARS	TD
1. Gary Huff (70-72)	52
2. Casey Weldon (88-91)	41
3. Bill Cappleman (67-69)	39
Jimmy Jordan (76-79)	39
5. Chip Ferguson (85-88)	34
6. Peter Tom Willis (86-89)	33
7. Steve Tensi (62-64)	28
8. Rick Stockstill (77, 79-81)	26
9. Danny McManus (84-87)	25
10. Kelly Lowrey (80-83)	24

## Receptions

	NAME, YEARS	CATCHES
1.	Ron Sellers (66-68)	212
2.	Mike Shumann (73-75, 77)	134
3.	Rhett Dawson (69-71)	128
	Lawrence Dawsey (87-90)	128
5.	Barry Smith (70-72)	122
6.	Jessie Hester (81-84)	107
7.	Jackie Flowers (76-79)	101
8.	Hassan Jones (82-85)	98
9.	Edgar Bennett (87-91)	93
10.	Fred Biletnikoff (62-64)	87

## Receiving Yardage

	NAME, YEARS	YARDS
1.	Ron Sellers (66-68)	3598
2.	Barry Smith (70-72)	2392
3.	Mike Shumann (73-75, 77)	2306
4.	Lawrence Dawsey (87-90)	2129
5.	Jessie Hester (81-84)	2100
6.	Rhett Dawson (69-71)	1915
7.	Hassan Jones (82-85)	1764
8.	Jackie Flowers (76-79)	1697
9.	Ronald Lewis (86-88)	1582
10.	Fred Biletnikoff (62-64)	1463

## Touchdown Catches

	NAME, YEARS	TD
1.	Barry Smith (70-72)	25
2.	Ron Sellers (66-68)	23
3.	Jessie Hester (81-84)	21
4.	Lawrence Dawsey (87-90)	20
5.	Hassan Jones (82-85)	17
	Terry Anthony (86-89)	17
7.	Mike Shumann (73-75, 77)	16
	Fred Biletnikoff (62-64)	16
9.	Jackie Flowers (76-79)	14
10.	Kent Gaydos (69-71)	12
	Rhett Dawson (69-71)	12
	Hardis Johnson (79-80)	12
	Ronald Lewis (86-89)	12

## Interceptions

	NAME, YEARS	INT
1.	Terrell Buckley (89-91)	21
2.	Monk Bonasorte (77-80)	15
3.	Lee Corso (53-56)	14
	Deion Sanders (85-88)	14
5.	Curt Campbell (50-52)	12
	J.T. Thomas (70-72)	12
	Keith Jones (78-80)	12
	Brian McCrary (81-84)	12
9.	Walt Sumner (66-68)	11
	Bobby Butler (77-80)	11
	Eric Williams (84-87)	11

## Quarterback Sacks

	NAME, YEARS	SACKS
1.	Ron Simmons (77-80)	25
2.	Anthony Moss (87-90)	21.5
	Carl Simpson (90-92)	21.5
4.	Willie Jones (75-78)	20
	Alphonso Carreker (80-83)	20

## Tackles

	NAME, YEARS	TKLS
1.	Aaron Carter (74-77)	512
2.	Ron Simmons (77-80)	483
3.	Reggie Herring (77-80)	452
4.	Paul McGowan (84-87)	446
5.	Kirk Carruthers (88-91)	435
6.	Ken Roe (80-83)	373
7.	Marvin Jones (90-92)	369
8.	Henry Taylor (81-84)	344

## Tackles For Loss

	NAME, YEARS	TFL
1.	Ron Simmons (77-80)	44
2.	Paul McGowan (84-87)	32
3.	Marvin Jones (90-92)	27
4.	Scott Warren (76-79)	22
5.	Willie Jones (75-78)	20
	Isaac Williams (82-85)	20
7.	Arthur Scott (76-80)	19
	Alphonso Carreker (80-83)	19

## Scoring

	NAME, YEARS	TD	PAT	CV	FG	PTS
1.	Derek Schmidt (84-87)	174-178			73-104	393
2.	Greg Allen (81-84)	46		1		278
3.	Dave Cappelen (76-79)		111-119		43-71	240
4.	Amp Lee (89-91)	38				228
5.	Richie Andrews (87-90)		143-147		26-44	221
6.	Barry Smith (70-72)	27		1		164
7.	Grant Guthrie (67-69)		72-76		28-50	156
8.	Dayne Williams (86-88)	24				144
9.	Ron Sellers (66-68)	23				138
10.	Jessie Hester (81-84)	22		2		136



Seminole career scoring leader Derek Schmidt still ranks fourth on the NCAA career scoring charts.



# BEST SINGLE-GAME PERFORMANCES

## Total Offense

	PLAYER	OPPONENT	YEAR	YARDS
1.	Charlie Ward	Maryland	1992	506
2.	Bill Cappleman	Memphis State	1969	490
3.	Peter Tom Willis	Memphis State	1989	452
4.	Bill Cappleman	South Carolina	1968	431
5.	Peter Tom Willis	Nebraska (Fiesta Bowl)	1990	414
6.	Danny McManus	Nebraska (Fiesta Bowl)	1988	401
	Charlie Ward	Florida	1992	401
8.	Tommy Warren	Virginia Tech	1970	384
9.	Gary Huff	Houston	1972	383
10.	Jimmy Black	Southern Miss	1976	372

## Rushing Yards

	PLAYER	OPPONENT	YEAR	YARDS
1.	Greg Allen	Western Carolina	1981	322
2.	Sammie Smith	East Carolina	1987	244
3.	Greg Allen	Arizona State	1984	223
4.	Victor Floyd	South Carolina	1985	212
	Sammie Smith	Tulane	1988	212
6.	Sammie Smith	Indiana (All-American Bowl)	1986	205
7.	Greg Allen	Louisiana State	1981	202
8.	Greg Allen	Louisiana State	1983	201
	Tony Smith	Oklahoma State	1982	201
10.	Sammie Smith	Miami	1987	189
11.	Sam Platt	Memphis State	1980	188
12.	Greg Allen	Louisville	1982	173
13.	Larry Key	Auburn	1977	170

## Passing Yards

	PLAYER	OPPONENT	YEAR	YARDS
1.	Bill Cappleman	Memphis State	1969	508
2.	Peter Tom Willis	Memphis State	1989	482
3.	Bill Cappleman	South Carolina	1968	437
4.	Peter Tom Willis	Nebraska (Fiesta Bowl)	1990	422
5.	Gary Huff	Houston	1972	409
6.	Charlie Ward	Maryland	1992	395
7.	Danny McManus	Nebraska (Fiesta Bowl)	1988	375
8.	Gary Huff	Virginia Tech	1971	374
9.	Bill Cappleman	Tulsa	1969	372
10.	Kim Hammond	Mississippi State	1967	369

## SEMINOLE SIDELINE

Florida State graduate assistant coach Mark Salva has a familiarity with Doak Campbell Stadium that few other staff members share. After spending four years on the home field as a Seminole player and another two on the sidelines as a coach, Salva worked as a subcontractor this summer, doing construction work as part of the stadium's renovation.

## Receiving Yards

	PLAYER	OPPONENT	YEAR	YARDS
1.	Ron Sellers	Wake Forest	1968	260
2.	Ron Sellers	South Carolina	1968	259
3.	Ron Sellers	Virginia Tech	1967	229
4.	Ron Sellers	Memphis State	1968	218
5.	Ron Sellers	Houston	1968	214
6.	Fred Biletnikoff	Oklahoma (Gator Bowl)	1965	192
7.	Fred Biletnikoff	Virginia Tech	1964	182
8.	Jackie Flowers	Louisiana State	1979	174
9.	Lawrence Dawsey	Florida	1990	172
10.	Tony Johnson	Southern Miss	1982	166

## Pass Attempts

	PLAYER	OPPONENT	YEAR	PASSES
1.	Gary Huff	Florida	1972	58
2.	Kim Hammond	Penn State (Gator Bowl)	1967	53
	Gary Pajcic	Virginia Tech	1966	53
4.	Gary Huff	Houston	1972	51
	Danny McManus	Nebraska (Fiesta Bowl)	1988	51
	Casey Weldon	Florida	1991	51
7.	Bill Cappleman	Memphis State	1969	50
8.	Charlie Ward	Florida	1992	47
9.	Gary Huff	Arizona State (Fiesta Bowl)	1971	46
10.	Chip Ferguson	Okl. State (Gator Bowl)	1985	43
	Jimmy Jordan	Mississippi State	1978	43

## Pass Completions

	PLAYER	OPPONENT	YEAR	PASSES
1.	Kim Hammond	Penn State (Gator Bowl)	1967	37
2.	Bill Cappleman	Memphis State	1969	31
3.	Gary Pajcic	Virginia Tech	1966	28
	Kelly Lowrey	East Carolina	1983	28
	Danny McManus	Nebraska (Fiesta Bowl)	1988	28
6.	Gary Huff	Houston	1972	27
	Gary Huff	Florida	1972	27
	Charlie Ward	Florida	1992	27
9.	Gary Huff	Kansas	1972	26
	Gary Huff	South Carolina	1971	26
	Charlie Ward	Maryland	1992	26

## Pass Receptions

	PLAYER	OPPONENT	YEAR	CATCHES
1.	Ron Sellers	South Carolina	1968	16
2.	Ron Sellers	Wake Forest	1968	14
	Ron Sellers	Penn State (Gator Bowl)	1967	14
	Ron Sellers	Houston	1968	14
5.	Kent Gaydos	Houston	1969	13
	Ron Sellers	Memphis State	1968	13
	Ron Sellers	Alabama	1967	13
	Ron Sellers	Virginia Tech	1966	13
	Fred Biletnikoff	Oklahoma (Gator Bowl)	1965	13
	Lawrence Dawsey	Miami	1990	13



## Longest Touchdown Runs From Scrimmage

1. 97 yards, Larry Key vs. Virginia Tech, 1976
2. 95 yards, Sammie Smith vs. Furman, 1987
3. 88 yards, Sean Jackson vs. Wake Forest, 1992
4. 83 yards, Sammie Smith vs. East Carolina, 1987
5. 81 yards, Fred Pickard vs. Virginia Tech, 1957  
81 yards, Greg Allen vs. Arizona State, 1984
7. 80 yards, Phil Spooner vs. Houston, 1965
8. 78 yards, Buck Metts vs. Stetson, 1964
9. 77 yards, Jessie Hester vs. Miami, 1984
10. 74 yards, Bobby McKinnon vs. Memphis State, 1973

## Longest Runs From Scrimmage Without Scoring

1. 84 yards, Clyde Allen vs. Maryland, 1992
2. 78 yards, LeRoy Butler vs. Clemson, 1988
3. 76 yards, Roy Thompson vs. Stetson, 1951
4. 74 yards, Dexter Carter vs. Memphis State, 1987
5. 66 yards, Greg Allen vs. Louisiana State, 1981
6. 65 yards, Wayne Giardino vs. Oklahoma (Gator Bowl), 1965  
65 yards, Dennis McKinnon vs. West Virginia (Gator Bowl), 1982
8. 64 yards, Nelson Italiano vs. Troy State, 1951  
64 yards, Sammie Smith vs. Miami, 1987
10. 63 yards, Lawrence Dawsey vs. Memphis State, 1990

## Longest Touchdown Plays

1. 100 yards, Leon Bright vs. Virginia Tech, 1974 (KO return)  
100 yards, Bill Moreman/T.K. Wetherell vs. Kentucky, 1965 (lateral on KO return)  
100 yards, Deion Sanders vs. Tulsa, 1985 (INT return)  
100 yards, Keith Ross/Dexter Carter vs. Miami, 1986 (lateral on KO return)
5. 99 yards, Ted Hewitt vs. Stetson, 1948 (INT return)  
99 yards, Fred Biletznikoff vs. Miami, 1963 (INT return)
7. 97-yard run, Larry Key vs. Virginia Tech, 1976  
97 yards, Billy Allen vs. Louisiana State, 1981 (KO return)
9. 96-yard pass, Jimmy Jordan to Kurt Unglaub vs. Virginia Tech, 1976  
96 yards, David Snell vs. Virginia Tech, 1970 (KO return)  
96 yards, Tamarick Vanover vs. Wake Forest, 1992 (KO return)
12. 95-yard pass, Jimmy Black to Rudy Thomas vs. Southern Mississippi, 1976  
95 yards, Greg Allen vs. Western Carolina, 1981 (KO return)  
95 yards, Billy Allen vs. West Virginia (Gator Bowl), 1982 (KO return)  
95-yard run, Sammie Smith vs. Furman, 1987
16. 94 yards, Bill Moreman/T.K. Wetherell vs. Miami, 1966 (lateral on KO return)  
94 yards, Tamarick Vanover vs. Miami, 1992 (KO return)

# LONGEST PLAYS

- 94 yards, Leon Fowler vs. Duke, 1992 (INT return)
19. 93 yards, Eddie McMillan vs. Memphis State, 1970 (KO return)  
93 yards, Larry Key vs. Texas Tech (Tangerine Bowl), 1977 (KO return)  
93-yard pass, Chip Ferguson to Lawrence Dawsey vs. Southern Miss, 1988

## Longest Field Goals

1. 54 yards, Derek Schmidt vs. Miami, 1984
2. 53 yards, Grant Guthrie vs. Miami, 1969  
53 yards, Derek Schmidt vs. Louisville, 1988  
53 yards, Derek Schmidt vs. Florida, 1987
5. 52 yards, Derek Schmidt vs. Arizona State, 1984  
52 yards, Mike Rendina vs. Ohio State, 1981
7. 51 yards, Derek Schmidt vs. Memphis State, 1985 (twice)  
51 yards, Derek Schmidt vs. North Carolina, 1985  
51 yards, Grant Guthrie vs. Virginia Tech, 1969
11. 50 yards, Bill Capece vs. Pittsburgh, 1980  
50 yards, Dave Cappelien vs. South Carolina, 1979

## Longest Touchdown Passes

1. 96 yards, Jimmy Jordan to Kurt Unglaub vs. Virginia Tech, 1976
2. 95 yards, Jimmy Black to Rudy Thomas vs. Southern Mississippi, 1976
3. 93 yards, Chip Ferguson to Lawrence Dawsey vs. Southern Mississippi, 1988
4. 91 yards, Jimmy Black to Kurt Unglaub vs. North Texas State, 1976
5. 88 yards, Gary Huff to Barry Smith vs. Kansas, 1971  
88 yards, Casey Weldon to Amp Lee vs. Tulane, 1989
7. 86 yards, Gary Pajcic to Ron Sellers vs. Wake Forest, 1966
8. 83 yards, Blair Williams to Dennis McKinnon vs. South Carolina, 1982
9. 82 yards, Gary Pajcic to Ron Sellers vs. Maryland, 1968
10. 80 yards, Bill Cappelman to Don Pederson vs. Memphis State, 1969  
80 yards, Nelson Italiano to Eddie Gray vs. Newberry, 1950

## Longest Kickoff Returns

1. 100 yards, Leon Bright vs. Virginia Tech, 1974 (TD)  
100 yards, Bill Moreman/T.K. Wetherell vs. Kentucky, 1965 (TD, lateral)  
100 yards, Keith Ross/Dexter Carter vs. Miami, 1986 (TD, lateral)
4. 97 yards, Billy Allen vs. Louisiana State, 1981 (TD)
5. 96 yards, David Snell vs. Virginia Tech, 1970 (TD)  
96 yards, Tamarick Vanover vs. Wake Forest, 1992 (TD)

7. 95 yards, Greg Allen vs. Western Carolina, 1981 (TD)  
95 yards, Billy Allen vs. West Virginia (Gator Bowl), 1982 (TD)
9. 94 yards, Bill Moreman/T.K. Wetherell vs. Miami, 1966 (TD, lateral)  
94 yards, Tamarick Vanover vs. Miami, 1992 (TD)
11. 93 yards, Eddie McMillan vs. Memphis State, 1970 (TD)  
93 yards, Larry Key vs. Texas Tech (Tangerine Bowl), 1977
13. 90 yards, Eddie McMillan vs. Miami, 1971 (TD)  
90 yards, Shannon Baker vs. Tulane, 1992 (TD)
15. 89 yards, Bill Odom vs. Virginia Tech, 1955 (TD)

## Longest Punt Returns

1. 92 yards, Phil Abraira vs. North Carolina State, 1969 (TD)
2. 80 yards, Robert Jackson vs. Virginia Tech, 1974 (TD)  
80 yards, Bill Odom vs. Stetson, 1954 (TD)
4. 76 yards, Deion Sanders vs. Clemson, 1988 (TD)  
75 yards, Walt Sumner vs. Alabama, 1967 (TD)  
75 yards, Ralph Chaudron vs. Whiting Field, 1949 (TD)
7. 74 yards, Corey Sawyer vs. North Carolina, 1992 (TD)
8. 71 yards, David Snell vs. Louisville, 1970 (TD)
9. 70 yards, Bill Campbell vs. Wake Forest, 1965 (TD)
10. 69 yards, Terrell Buckley vs. Syracuse, 1989 (TD)

## Longest Interception Returns

1. 100 yards, Deion Sanders vs. Tulsa, 1985 (TD)
2. 99 yards, Ted Hewitt vs. Stetson, 1958 (TD)  
99 yards, Fred Biletznikoff vs. Miami, 1963 (TD)
4. 94 yards, Leon Fowler vs. Duke, 1992 (TD)
5. 87 yards, LeRoy Butler vs. Syracuse, 1989 (TD)
6. 86 yards, Tom Hillbrand vs. Auburn, 1960 (TD)
7. 83 yards, Terrell Buckley vs. Cincinnati, 1990 (TD)
8. 81 yards, Bud Whitehead vs. Wake Forest, 1959 (TD)
9. 74 yards, Dale McCullers vs. Houston, 1967
10. 71 yards, Terrell Buckley vs. Virginia Tech, 1991 (TD)

# THE LAST TIME IT HAPPENED IN A GAME

## Team

Rushed for 200 yards - 221 vs. Nebraska, 1993 Orange Bowl

Rushed for 300 yards - 424 vs. Maryland, 1992

Rushed for 400 yards - 424 vs. Maryland, 1992

Passed for 200 yards - 215 vs. Nebraska, 1993 Orange Bowl

Passed for 300 yards - 331 vs. Florida, 1992

Passed for 400 yards - 434 vs. Maryland, 1992

Passed for 500 yards - 535 vs. Memphis State, 1989

Gained 400 yards of total offense - 436 vs. Nebraska, 1993 Orange Bowl

Gained 500 yards of total offense - 858 vs. Maryland, 1992

Gained 600 yards of total offense - 858 vs. Maryland, 1992

Gained 700 yards of total offense - 858 vs. Maryland, 1992

Gained 800 yards of total offense - 858 vs. Maryland, 1992

Scored 30 points - 45 vs. Florida, 1992

Scored 40 points - 45 vs. Florida, 1992

Scored 50 points - 70 vs. Tulane, 1992

Scored 60 points - 70 vs. Tulane, 1992

Scored 70 points - 70 vs. Tulane, 1992

Scored 3 touchdowns rushing - 5 vs. Florida, 1992

Scored 4 touchdowns rushing - 5 vs. Florida, 1992

Scored 5 touchdowns rushing - 5 vs. Florida, 1992

Scored 6 touchdowns rushing - 6 vs. Maryland, 1992

Made 20 first downs - 23 vs. Nebraska, 1993 Orange Bowl

Made 25 first downs - 26 vs. Florida, 1992

Made 30 first downs - 40 vs. Maryland, 1992

Made 35 first downs - 40 vs. Maryland, 1992

## Individual

Rushed for 100 yards - 101, Sean Jackson vs. Nebraska, 1993 Orange Bowl

Rushed for 200 yards - 212, Sammie Smith vs. Tulane, 1988

Rushed for 300 yards - 322, Greg Allen vs. Western Carolina, 1981

Passed for 200 yards - 331, Charlie Ward vs. Florida, 1992 (27-47)

Passed for 300 yards - 331, Charlie Ward vs. Florida, 1992 (27-47)

Passed for 400 yards - 422, Peter Tom Willis vs. Nebraska, 1990 Fiesta Bowl (25-40)

Passed for 500 yards - 508, Bill Cappleman vs. Memphis State, 1969 (31-50)

Received for 100 yards - 123, Kevin Knox vs. Florida, 1992

Received for 150 yards - 154, Lonnie Johnson vs. Tulane, 1991

Scored 2 touchdowns rushing - 2, William Floyd vs. Florida, 1992

Scored 3 touchdowns rushing - 3, Amp Lee vs. South Carolina, 1990

Scored 4 touchdowns rushing - 4, Greg Allen vs. Louisville, 1982

Passed for 3 touchdowns - 4, Charlie Ward vs. Tulane, 1992

Passed for 4 touchdowns - 4, Charlie Ward vs. Tulane, 1992

Passed for 5 touchdowns - 5, Peter Tom Willis vs. Nebraska, 1990 Fiesta Bowl

Caught 2 touchdown passes - 2, Kevin Knox vs. Maryland, 1992

Caught 3 touchdown passes - 3, Kez McCorvey vs. Duke, 1992

Caught 4 touchdown passes - 5, Ron Sellers vs. Wake Forest, 1968

Caught 5 touchdown passes - 5, Ron Sellers vs. Wake Forest, 1968

Kicked 3 field goals - 3, Dan Mowrey vs. Miami, 1992

Kicked 4 field goals - 4, Gerry Thomas vs. Louisville, 1991

Kicked 5 field goals - 5, Bill Capece vs. Pittsburgh, 1980

Kicked 6 PATs - 6, Dan Mowrey vs. Florida, 1992

Kicked 7 PATs - 10, Dan Mowrey vs. Tulane, 1992

Kicked 8 PATs - 10, Dan Mowrey vs. Tulane, 1992

Kicked 9 PATs - 10, Dan Mowrey vs. Tulane, 1992

Intercepted 2 passes - Clifton Abraham vs. Tulane, 1992

Intercepted 3 passes - Corey Sawyer vs. N.C. State, 1992

Returned an interception for a TD - Clifton Abraham vs. Tulane, 1992 (32)

Returned a punt for a TD - Corey Sawyer vs. North Carolina, 1992 (74)

Returned a blocked punt for a TD - Clifton Abraham vs. Tulane, 1992 (18)

Returned a kickoff for a TD - Shannon Baker vs. Tulane, 1992 (90)

Recorded a safety - Reggie Freeman vs. Georgia Tech, 1992

Blocked a punt - Clifton Abraham vs. Tulane, 1992

Blocked a kick - Tommy Henry vs. Miami, 1992

## SEMINOLE SIDELINE

After posting a 3-1 mark in 1992, the ACC is second only to the Pacific-10 in all-time bowl winning percentage.

CONFERENCE	GAMES	RECORD	PCT.
Pacific-10	143	75-62-6	.545
ATLANTIC COAST	129	67-57-5	.539
Southeastern	258	123-122-13	.502
Big 10	134	64-67-3	.489
Big Eight	121	57-63-1	.475
Big East	86	40-45-1	.471
Southwest	130	58-66-6	.469
Western Athletic	64	28-33-3	.461



# TEAM SEASON RECORDS

## MOST POINTS

1. 450 in 1987
2. 442 in 1988
3. 439 in 1991
4. 435 in 1990
5. 419 in 1992
6. 389 in 1984
7. 388 in 1982
8. 383 in 1989
9. 368 in 1985
10. 366 in 1986

## MOST TOUCHDOWNS

1. 58 in 1988
2. 57 in 1990
- 57 in 1991
4. 56 in 1992
5. 55 in 1987
6. 53 in 1982
7. 48 in 1984
- 48 in 1983
- 48 in 1989
10. 45 in 1985
- 45 in 1986

## MOST TOUCHDOWNS RUSHING

1. 34 in 1987
2. 32 in 1990
3. 30 in 1982
- 30 in 1983
5. 26 in 1986
- 26 in 1992
7. 25 in 1991
8. 23 in 1984
9. 21 in 1966
- 21 in 1985
- 21 in 1989

## MOST TOUCHDOWNS PASSING

1. 29 in 1988
- 29 in 1988
3. 28 in 1972
- 28 in 1991
5. 25 in 1989
6. 23 in 1971
- 23 in 1992
8. 21 in 1982
9. 20 in 1990
10. 19 in 1984
- 19 in 1954
- 19 in 1980

## XP RUN-PASS MADE

1. 5 in 1958 (of 8)
2. 5 in 1959 (of 14)
3. 4 in 1975 (of 5)
4. 3 in 1986 (of 3)
- 3 in 1979 (of 8)
- 3 in 1960 (of 7)
- 3 in 1984 (of 6)

## XP RUN-PASS ATTEMPTED

1. 14 in 1959
2. 8 in 1979
- 8 in 1958
4. 7 in 1960
5. 6 in 1970
- 6 in 1972
- 6 in 1984

## XP KICKS MADE

1. 57 in 1988 (of 58)
2. 52 in 1982 (of 53)
- 52 in 1990 (of 54)
4. 51 in 1992 (of 55)
5. 47 in 1987 (of 50)
6. 44 in 1985 (of 44)
- 44 in 1989 (of 47)

8. 42 in 1984 (of 42)
9. 41 in 1986 (of 42)
- 41 in 1991 (of 49)

## XP KICKS ATTEMPTED

1. 58 in 1988
2. 55 in 1992
3. 54 in 1990
4. 53 in 1982
5. 50 in 1987
6. 49 in 1991
7. 47 in 1989
8. 44 in 1985
9. 42 in 1984
- 42 in 1986

## MOST FIELD GOALS MADE

1. 23 in 1987
2. 22 in 1980
3. 18 in 1985
4. 17 in 1984
- 17 in 1989
6. 15 in 1979
- 15 in 1986
- 15 in 1991
9. 14 in 1970
10. 13 in 1977
- 13 in 1971
- 13 in 1990

## MOST FIELD GOALS ATTEMPTED

1. 31 in 1987
2. 30 in 1980
3. 26 in 1989
4. 25 in 1970
- 25 in 1985
6. 24 in 1979
- 24 in 1971
- 24 in 1984
- 24 in 1986
10. 23 in 1977

## TOTAL PLAYS

1. 897 in 1991
2. 855 in 1979
3. 851 in 1992
4. 848 in 1987
5. 845 in 1978
6. 835 in 1980
7. 830 in 1983
8. 825 in 1982
9. 814 in 1952
10. 810 in 1972

## TOTAL OFFENSE

1. 5401 in 1991
2. 5361 in 1987
3. 5124 in 1982
4. 5080 in 1992
5. 4965 in 1989
6. 4959 in 1984
7. 4922 in 1990
8. 4889 in 1983
9. 4871 in 1988
10. 4522 in 1978

## TOTAL OFFENSE PER GAME

1. 487.4 in 1987
2. 465.8 in 1982
3. 461.8 in 1992
4. 451.4 in 1989
5. 451.0 in 1984
6. 450.1 in 1991
7. 447.5 in 1990
8. 444.4 in 1983
9. 442.8 in 1988
10. 432.8 in 1968

## MOST FIRST DOWNS

1. 283 in 1991
2. 269 in 1983
3. 268 in 1987
4. 267 in 1989
5. 256 in 1992
6. 254 in 1982
7. 251 in 1984
- 251 in 1988
9. 249 in 1990
10. 233 in 1968

## FIRST DOWNS RUSHING

1. 152 in 1987
2. 146 in 1984
3. 140 in 1983
4. 137 in 1980
5. 135 in 1991
6. 122 in 1992
7. 118 in 1985
8. 117 in 1981
9. 116 in 1982
10. 114 in 1988
- 114 in 1990

## FIRST DOWNS PASSING

1. 157 in 1989
2. 138 in 1991
3. 129 in 1972
4. 128 in 1978
5. 127 in 1982
- 127 in 1968
7. 125 in 1992
8. 124 in 1990
9. 122 in 1988
10. 120 in 1977

## FIRST DOWNS PENALTY

1. 26 in 1989
2. 20 in 1975
- 20 in 1973
4. 18 in 1983
5. 17 in 1966
6. 15 in 1988
- 15 in 1984
- 15 in 1976
- 15 in 1968
10. 14 in 1986
- 14 in 1985

## MOST RUSHING PLAYS

1. 603 in 1980
2. 571 in 1984
3. 530 in 1987
4. 519 in 1975
5. 518 in 1983
6. 515 in 1953
7. 507 in 1979
- 507 in 1991
9. 503 in 1985
10. 492 in 1981

## RUSHING YARDS PER PLAY

1. 5.69 in 1985
2. 5.65 in 1987
3. 5.29 in 1984
4. 5.06 in 1990

5. 5.00 in 1988
6. 4.95 in 1949
7. 4.90 in 1982
8. 4.87 in 1983
9. 4.85 in 1992
10. 4.51 in 1991

## MOST YARDS RUSHING

1. 3021 in 1984
2. 2995 in 1987
3. 2552 in 1983
4. 2369 in 1985
5. 2339 in 1982
6. 2287 in 1991
7. 2252 in 1992
8. 2195 in 1988
9. 2194 in 1949
10. 2142 in 1953

## MOST YARDS RUSHING PER GAME

1. 274.6 in 1984
2. 272.3 in 1987
3. 259.5 in 1991
4. 229.3 in 1983
5. 225.9 in 1950
6. 219.4 in 1949
7. 215.4 in 1985
8. 214.2 in 1953
9. 212.6 in 1982
10. 210.3 in 1948

## MOST PASS ATTEMPTS

1. 390 in 1991
2. 389 in 1972
3. 387 in 1989
- 387 in 1992
5. 369 in 1978
6. 356 in 1969
- 356 in 1968
8. 352 in 1967
9. 348 in 1982
- 348 in 1990

## MOST PASS COMPLETIONS

1. 234 in 1991
2. 230 in 1989
3. 222 in 1990
4. 214 in 1992
5. 209 in 1972
6. 206 in 1978
7. 195 in 1968
8. 191 in 1969
9. 190 in 1967
- 190 in 1982

## HIGHEST COMPLETION PERCENTAGE

1. 63.8 in 1990
2. 60.0 in 1991
3. 59.4 in 1989
4. 59.0 in 1964
5. 58.9 in 1988
6. 58.6 in 1980
7. 56.2 in 1983
8. 55.8 in 1978
9. 55.5 in 1976
10. 55.3 in 1992

## MOST TIMES INTERCEPTED

1. 23 in 1972
2. 21 in 1973
- 21 in 1967
- 21 in 1954
5. 18 in 1981
- 18 in 1988
7. 17 in 1992

## MOST YARDS PASSING

1. 3448 in 1989
2. 3114 in 1991
3. 2974 in 1972
4. 2844 in 1968
5. 2838 in 1970
6. 2828 in 1992
7. 2785 in 1982
- 2785 in 1990
9. 2750 in 1971
10. 2749 in 1978

## MOST YARDS PASSING PER GAME

1. 313.5 in 1989
2. 284.4 in 1968
3. 270.4 in 1972
4. 259.5 in 1991
5. 258.4 in 1967
6. 258.0 in 1970
7. 257.1 in 1992
8. 255.0 in 1969
9. 253.2 in 1982
- 253.2 in 1990

## MOST PUNTS

1. 81 in 1973
2. 66 in 1979
3. 65 in 1981
4. 63 in 1970
5. 61 in 1974
- 61 in 1965
7. 59 in 3 years
10. 57 in 1980

## HIGHEST PUNT AVERAGE

1. 45.2 in 1981
2. 45.1 in 1980
3. 43.1 in 1985
4. 42.3 in 1984
5. 42.2 in 1983
6. 42.0 in 1986
7. 40.6 in 1970
8. 40.0 in 1978
9. 39.9 in 1991
10. 39.7 in 1979

## MOST INTERCEPTIONS

1. 25 in 1968
- 25 in 1991
3. 24 in 1982
- 24 in 1949
5. 23 in 1979
- 23 in 1989
7. 22 in 1972
- 22 in 1985
9. 21 in 1948
- 21 in 1990



# FSU vs. ALL OPPONENTS

TEAM	FIRST MTG	LAST MTG	SITE	SCORE	W	L	T
Abilene Christian	1953	1957	H	34- 7	1	2	0
Alabama	1965	1974	H	7- 8	0	2	1
Arizona State*	1971	1984	A	52-44	3	1	0
Auburn*	1954	1990	A	17-20	4	13	1
Baylor	1965	1974	H	17-21	1	2	0
Boston College	1957	1980	H	41- 7	2	1	0
Brigham Young	1991	1991	N	44-28	1	0	0
Cincinnati	1977	1990	H	70-21	6	0	0
Citadel, The	1955	1962	H	49- 0	4	0	1
<b>Clemson</b>	<b>1970</b>	<b>1992</b>	<b>A</b>	<b>24-20</b>	<b>4</b>	<b>2</b>	<b>0</b>
Colorado State	1972	1974	H	7-14	1	1	0
Cumberland	1947	1948	H	30- 0	1	1	0
Delta State	1951	1951	H	34- 0	1	0	0
<b>Duke</b>	<b>1992</b>	<b>1992</b>	<b>H</b>	<b>48-21</b>	<b>1</b>	<b>0</b>	<b>0</b>
East Carolina	1980	1990	H	45-24	7	0	0
Erskine	1948	1949	H	26- 7	1	1	0
<b>Florida</b>	<b>1958</b>	<b>1992</b>	<b>H</b>	<b>45-24</b>	<b>11</b>	<b>23</b>	<b>1</b>
Furman	1952	1987	H	41-10	8	2	0
George Washington	1961	1961	H	15- 7	1	0	0
Georgia*	1954	1984	N	17-17	4	5	1
Georgia Southern	1988	1990	H	48- 6	2	0	0
<b>Georgia Tech</b>	<b>1952</b>	<b>1992</b>	<b>A</b>	<b>29-24</b>	<b>1</b>	<b>7</b>	<b>1</b>
Houston	1960	1978	H	21-27	2	12	2
Howard	1950	1950	H	20- 6	1	0	0
Indiana*	1986	1986	N	27-13	1	0	0
Iowa State	1975	1975	H	6-10	0	1	0
Jax. Navy	1951	1951	A	39- 0	1	0	0
Jacksonville State	1947	1947	H	0- 7	0	1	0
<b>Kansas</b>	<b>1971</b>	<b>1985</b>	<b>H</b>	<b>24-20</b>	<b>4</b>	<b>2</b>	<b>0</b>
Kansas State	1970	1977	A	18-10	3	0	0
Kentucky	1960	1965	A	24-26	1	3	1
Livingston State	1948	1949	A	6-13	1	1	0
Louisiana State*	1968	1991	A	27-16	7	2	0
Louisiana Tech	1952	1988	H	66- 3	1	2	0
Louisville	1952	1991	A	40-15	11	1	0
<b>Maryland</b>	<b>1966</b>	<b>1992</b>	<b>H</b>	<b>69-21</b>	<b>3</b>	<b>0</b>	<b>0</b>
Memphis State	1959	1990	N	35- 3	10	7	1
<b>Miami</b>	<b>1951</b>	<b>1992</b>	<b>A</b>	<b>16-19</b>	<b>14</b>	<b>22</b>	<b>0</b>
Michigan	1986	1991	A	51-31	1	1	0
Michigan State	1987	1988	H	30- 7	2	0	0
Middle Tenn. State	1991	1991	H	39-10	1	0	0
Millsaps	1948	1949	H	40- 0	2	0	0
Mississippi	1961	1961	A	0-33	0	1	0
Mississippi College	1948	1950	H	33- 0	3	0	0
Mississippi State	1966	1979	H	17- 6	7	2	0
Navy	1978	1978	H	38- 6	1	0	0
Nebraska*	1980	1992	N	27-14	5	2	0
Newberry	1950	1950	A	24- 0	1	0	0
New Mexico State	1964	1964	H	36- 0	1	0	0
<b>N. Carolina*</b>	<b>1983</b>	<b>1992</b>	<b>H</b>	<b>36-13</b>	<b>3</b>	<b>0</b>	<b>1</b>
<b>N. Carolina State</b>	<b>1952</b>	<b>1992</b>	<b>A</b>	<b>34-13</b>	<b>9</b>	<b>4</b>	<b>0</b>
North Texas State	1976	1977	H	35-14	2	0	0
<b>Notre Dame</b>	<b>1981</b>	<b>1981</b>	<b>A</b>	<b>19-13</b>	<b>1</b>	<b>0</b>	<b>0</b>
Ohio	1956	1956	H	47- 7	1	0	0
Ohio State	1981	1982	A	34-17	2	0	0
Oklahoma*	1965	1980	N	17-18	1	3	0
Oklahoma State*	1958	1985	N	34-23	3	1	0
Penn State*	1968	1990	N	24-17	1	0	1
Pittsburgh	1971	1983	A	16-17	3	5	0
Randolph Macon	1950	1950	H	40- 7	1	0	0
Richmond	1959	1961	H	13- 7	3	0	0
San Diego State	1973	1977	A	16-41	0	2	0
Sewanee	1949	1950	H	14- 8	2	0	0
South Carolina	1966	1991	H	38-10	15	3	0
Southern Illinois	1982	1982	H	59- 8	1	0	0
Southern Miss	1952	1989	N	26-30	12	8	1
Stetson	1947	1954	A	47- 6	6	1	1
Sul Ross State	1951	1951	H	35-12	1	0	0
Syracuse	1966	1991	H	46-14	3	1	0
Tampa	1948	1959	A	33- 0	9	2	0
Temple	1984	1984	H	44-27	1	0	0
Tennessee	1958	1958	A	10- 0	1	0	0
Tennessee-Chat.	1984	1984	H	37- 0	1	0	0
Tennessee Tech	1947	1958	H	22- 7	1	1	0
Texas A&M*	1967	1991	N	10- 2	3	0	0
TCU	1963	1965	A	3- 7	1	2	0
Texas Tech*	1966	1987	H	40-16	4	1	0
Texas Western*	1954	1954	N	20-47	0	1	0
Toledo	1986	1986	H	24- 0	1	0	0
Troy State	1947	1951	H	40- 0	4	1	0
Tulane**	1983	1992	H	70- 7	10	0	0
Tulsa	1969	1985	H	76-14	5	0	0
Utah State	1975	1975	H	17- 8	1	0	0
Villanova	1954	1957	A	7-21	3	1	0
<b>Virginia</b>	<b>1992</b>	<b>1992</b>	<b>A</b>	<b>13- 3</b>	<b>1</b>	<b>0</b>	<b>0</b>
Virginia Military	1952	1954	A	33-19	2	1	0
Virginia Tech	1955	1991	N	33-20	18	10	1
<b>Wake Forest</b>	<b>1956</b>	<b>1992</b>	<b>H</b>	<b>35- 7</b>	<b>8</b>	<b>2</b>	<b>1</b>
West Virginia*	1982	1982	N	31-12	1	0	0
Western Carolina	1981	1985	H	50-10	2	0	0
Western Michigan	1991	1991	H	58- 0	1	0	0
Whiting Field	1949	1949	H	74- 0	1	0	0
Wichita State	1969	1986	H	59- 3	2	0	0
William & Mary	1959	1960	H	22- 0	1	1	0
Wofford*	1949	1952	A	27-13	3	0	0
Wyoming*	1966	1966	N	20-28	0	1	0

\*Bowl Games Included \*\*Forfeit Included  
Bold Face type indicates 1992 opponent

# BEST PERFORMANCES BY OPPONENTS

## Individual

Most Yards Rushing - 304, Sam DeJarnette, Southern Miss, 1982  
 Most Rushing Attempts - 43, Sam DeJarnette, Southern Miss, 1982  
 Most Yards Passing - 532, Jeff VanRaaphorst, Arizona State, 1984  
 Most Passes Attempted - 59, Jeff VanRaaphorst, Arizona State, 1984  
 Most Passes Completed - 38, Jeff VanRaaphorst, Arizona State, 1984  
 Most Passes Caught - 13, Gary Williams, Ohio State, 1981  
 Most Yards Receiving - 229, Gary Williams, Ohio State, 1981  
 Most Yards Total Offense - 532, Jeff VanRaaphorst, Arizona State, 1984  
 Longest TD Run From Scrimmage - 94, Roger Craig, Nebraska, 1981  
 Longest Punt Return - 86, Daryl Cox, Kentucky, 1961 (TD)  
 Most TDs on Returns - 2, Henry Williams, East Carolina, 1983 (1 kickoff, 1 punt)  
 Most Interceptions - 4, Bryant Gilliard, South Carolina, 1984

Longest Interception Return - 99, Treg Songy, Tulane, 1983  
 Longest Kickoff Return - 100, Anthony Collins, East Carolina, 1980  
 Longest Pass Play - 95, Ronnie Fletcher to Ben Hart, Oklahoma (Gator Bowl), 1965 (TD)  
 Longest Punt - 77, Jim Walton, Boston College, 1976; Rob Rajsich, Miami, 1978  
 Longest Field Goal - 61, Wayne Latimer, Virginia Tech, 1975  
 Most Field Goals - 6, Bobby Raymond, Florida, 1983  
 Most Fumbles Recovered - 3, John Hohesiel, Wichita State, 1969

## Team

Points - 59, Auburn, 1985  
 Yards Rushing - 472, Nebraska, 1981  
 Rushing Attempts - 80, Houston, 1974  
 Yards Passing - 532, Arizona State, 1984  
 Passes Attempted - 54, Florida, 1979; Arizona State, 1984  
 Passes Completed - 38, Arizona State, 1984  
 Total Offense - 651, Arizona State, 1984  
 Most Fumbles - 17, Wichita State, 1969  
 Most Fumbles Lost - 10, Wichita State, 1969 (of 17)  
 Most Interceptions Made - 7, South Carolina, 1984  
 Most Interceptions Returned for TDs - 2, Auburn, 1985  
 Penalties - 18, South Carolina, 1985

## SEMINOLE SIDELINE

### Most Consecutive AP Top 20 Seasons — Active Streak

RK	COACH	SCHOOL	YEARS
1.	BOBBY BOWDEN	FLORIDA STATE	6
	Lou Holtz	Notre Dame	6
3.	Dennis Erickson	Washington State/Miami (Fla.)	5
4.	Johnny Majors	Tennessee	4
	R.C. Slocum	Texas A&M	4
	Bill McCartney	Colorado	4

### Most AP Top 20 Seasons — Active Coaches

RK	COACH	SCHOOL	YEARS
1.	Joe Paterno	Penn State	20
2.	Tom Osborne	Nebraska	19
3.	BOBBY BOWDEN	W. VIRGINIA/FSU	13
4.	Lou Holtz	N.C. State/Arkansas/Notre Dame	12
5.	Terry Donahue	UCLA	11

### Most Consecutive 10+ Win Seasons

RK	COACH	SCHOOL, YEARS	YEARS
1.	BOBBY BOWDEN	FLORIDA STATE, 1987-92*	6
2.	Bear Bryant	Alabama, 1971-75	5
	Bud Wilkinson	Oklahoma, 1954-58	5
4.	Bear Bryant	Alabama, 1977-80	4
	Jimmy Johnson	Miami, 1985-88	4
	Frank Kush	Arizona State, 1970-73	4
	Tom Osborne	Nebraska, 1986-89	4
	Joe Paterno	Penn State, 1971-74	4
	Bo Schembechler	Michigan, 1971-74	4
	Barry Switzer	Oklahoma, 1977-80	4
	Dennis Erickson	Miami, 1989-92*	4

\*Still active. Division I only.

## Florida State's ACC Players of the Week

1992	PLAYER (AWARD)
Sept. 7	Marvin Jones (DL)
Sept. 21	Robert Stevenson (OL)
	Marvin Jones (DL)
	Corey Sawyer (DB)
	Tamarick Vanover (Rookie)
Sept. 28	Tamarick Vanover (Rookie)
Oct. 5	Carl Simpson (DL)
	Tamarick Vanover (Rookie)
Nov. 2	Robert Stevenson (OL)
Nov. 9	Charlie Ward (OB)
Nov. 16	Clay Shiver (OL)
	Clifton Abraham (DB)
	Tamarick Vanover (Rookie)

Key: OB-Offensive Back, OL-Offensive Lineman, DL-Defensive Lineman (includes linebackers), DB-Defensive Back.



# COACHES & CAPTAINS

YEAR	COACH	CAPTAINS	W	L	T	POINTS	
						FSU	OPP
1947	Ed Williamson	Jack McMillan, Phil Rountree	0	5	0	18	90
1948	Don Veller	Game Captains	7	1	0	152	64
1949*	Don Veller	Hugh Adams	9	1	0	291	59
1950	Don Veller	Duke Maltby	8	0	0	219	54
1951	Don Veller	Bill Dawkins	6	2	0	194	72
1952	Don Veller	Curt Campbell, Vic Szczepanik	1	8	1	101	261
1953	Tom Nugent	Steve Kalenich, Bobby Fiveash	5	5	0	183	146
1954*	Tom Nugent	Game Captains	8	4	0	277	190
1955	Tom Nugent	Bob Crenshaw, Don Powell	5	5	0	147	186
1956	Tom Nugent	Joe Holt, Buck Metts	5	4	1	178	116
1957	Tom Nugent	Ron Schomburger	4	6	0	136	165
1958*	Tom Nugent	Vic Prinzi, Bobby Renn	7	4	0	218	124
1959*	Perry Moss	John Spivey, Al Ulmer	4	6	0	149	132
1960	Bill Peterson	Tony Romeo	3	6	1	111	136
1961	Bill Peterson	Steve Klesius	4	5	1	93	128
1962	Bill Peterson	Gene McDowell	4	3	3	170	69
1963	Bill Peterson	Steve Klesius	4	5	1	167	93
1964*	Bill Peterson	Bill Dawson, Fred Biletnikoff, George D'Alessandro	9	1	1	263	85
1965	Bill Peterson	Bill McDowell, Max Wettstein	4	5	1	121	119
1966*	Bill Peterson	Game Captains	6	5	0	274	215
1967*	Bill Peterson	Game Captains	7	2	2	250	187
1968*	Bill Peterson	Game Captains	8	3	0	308	211
1969	Bill Peterson	Game Captains	6	3	1	220	182
1970	Bill Peterson	Game Captains	7	4	0	254	195
1971*	Larry Jones	Rhett Dawson, John Lanahan	8	4	0	309	174
1972	Larry Jones	Gary Huff, Larry Strickland	7	4	0	287	224
1973	Larry Jones	Jim Malkiewicz, Don Sparkman	0	11	0	98	331
1974	Darrell Mudra	Joe Goldsmith, Burt Cooper	1	10	0	130	289
1975	Darrell Mudra	Greg Johnson, Jeff Gardner	3	8	0	187	213
1976	Bobby Bowden	Jimmy Black, Jeff Leggett, Joe Camps, Rudy Thomas	5	6	0	205	258
1977*	Bobby Bowden	Aaron Carter, Bill Duley, Larry Key, Tom Rushing, Nat Terry	10	2	0	314	170
1978	Bobby Bowden	Nate Henderson, Willie Jones, Ivory Joe Hunter	8	3	0	312	208
1979*	Bobby Bowden	Mike Good, Ivory Joe Hunter, Scott Warren, Wally Woodham	11	1	0	326	160
1980*	Bobby Bowden	Reggie Herring, Greg Futch, Ron Simmons, Ken Lanier	10	2	0	369	103
1981	Bobby Bowden	James Harris, James Gilbert, Rohn Stark, Michael Whiting, Rick Stockstill	6	5	0	240	286
1982*	Bobby Bowden	Game Captains	9	3	0	419	254
1983*	Bobby Bowden	Game Captains	8	4	0	381	312
1984*	Bobby Bowden	Greg Allen, Joe Wessel, Henry Taylor	7	3	2	405	254
1985*	Bobby Bowden	John Ionata, Todd Stroud, Kirk Coker	9	3	0	402	248
1986*	Bobby Bowden	Fred Jones, Gerald Nichols, Louis Berry, Jim Hendley	7	4	1	393	218
1987*	Bobby Bowden	Danny McManus, Paul McGowan, Marty Riggs, Pat Carter	11	1	0	481	163
1988*	Bobby Bowden	Chip Ferguson, Deion Sanders, Alphonso Williams	11	1	0	455	172
1989*	Bobby Bowden	Peter Tom Willis, LeRoy Butler, Dexter Carter	10	2	0	424	199
1990*	Bobby Bowden	Lawrence Dawsey, Corian Freeman, Anthony Moss, Bill Ragans	10	2	0	459	206
1991*	Bobby Bowden	Kirk Carruthers, Errol McCorvey, Casey Weldon	11	2	0	449	188
1992*	Bobby Bowden	Robbie Baker, Reggie Freeman, Carl Simpson, Robert Stevenson	11	1	0	446	186
<b>TOTALS</b>			<b>304</b>	<b>175</b>	<b>16</b>	<b>11,883</b>	<b>8,045</b>

\*Bowl Game Included

# ACADEMIC AWARD WINNERS

## Academic All-Americans

(Selected by the College Sports Information Directors of America)

### FIRST TEAM

1972 ----- Gary Huff (QB)  
1979 ----- Phil Williams (WR)  
1979 ----- Keith Jones (DB)  
1980 ----- Keith Jones (DB)  
1981 ----- Rohn Stark (P)

### SECOND TEAM

1957 ----- Ron Schomburger (E)  
1981 ----- Phil Williams (WR)  
1985 ----- Martin Mayhew (CB)  
1989 ----- Dave Roberts (TE)

## NCAA Post-Graduate Scholarship

1980 ----- Phil Williams (WR)  
1987 ----- David Palmer (ILB)  
1990 ----- Dave Roberts (TE)

## FSU's ACC All-Academic Selections-1992

C ----- Robbie Baker  
OLB ----- Derrick Brooks  
OLB ----- Reggie Freeman  
QB ----- Charlie Ward

## Homecoming Games

(36 Wins, 8 Losses, 1 Tie)

YEAR	OPPONENT	FSU	OPP
1948	Tampa	33	12
1949	Millsaps	40	0
1950	Sewanee	14	8
1951	Stetson	13	10
1952	Furman	0	9
1953	Stetson	13	6
1954	Furman	33	14
1955	The Citadel	39	0
1956	Wake Forest	14	14
1957	Virginia Tech	20	7
1958	Tampa	43	0
1959	William & Mary	0	9
1960	Kentucky	0	23
1961	Southern Mississippi	0	12
1962	Houston	0	7
1963	North Carolina State	14	0
1964	Kentucky	48	6
1965	Wake Forest	35	0
1966	Wake Forest	28	0
1967	Texas Tech	28	12
1968	Wake Forest	42	24
1969	South Carolina	34	9
1970	Virginia Tech	34	8
1971	Mississippi State	27	9
1972	Colorado State	33	0
1973	Memphis State	10	13
1974	Virginia Tech	21	56
1975	Miami (Fla.)	22	24
1976	Southern Mississippi	30	27
1977	North Texas State	35	14
1978	Navy	38	6
1979	South Carolina	27	7
1980	Boston College	41	7
1981	Western Carolina	56	31
1982	Southern Illinois	59	8
1983	Cincinnati	43	17
1984	Tennessee-Chattanooga	37	0
1985	Western Carolina	50	10
1986	Southern Mississippi	49	13
1987	Tulane	73	14
1988	Georgia Southern	28	10
1989	South Carolina	35	10
1990	Cincinnati	70	21
1991	Middle Tennessee State	39	10
1992	Maryland	69	21

## The Bob Crenshaw Award

Given in memory of Robert E. (Bob) Crenshaw, Florida State football captain and student leader who was killed in a jet crash in 1958. The plaque's inscription reads: "To the Football Player With the Biggest Heart." The recipient is chosen by his teammates as the man who best exemplifies the qualities that made Bob Crenshaw an outstanding football player and person.

YEAR	PLAYER	POSITION
1958	Al Ulmer	Guard
1959	Ramon Rogers	Center
1960	Abner Bigbie	Fullback
1961	Paul Andrews	Fullback
1962	Jim Sims	Tackle
1964	Larry Brinkley	Fullback
1964	Dick Hermann	Linebacker
1965	Howard Ehler	Defensive Back
1966	Ed Pope	Guard
1967	Kim Hammond	Quarterback
1968	Billy Gunter	Running Back
1969	Stan Walker	Guard
1970	Theron Bass	Linebacker
1971	Bill Henson	Defensive Tackle
1972	Allen Dees	Center
1973	Steve Bratton	Defensive End
1974	Jeff Gardner	Offensive Guard
1975	Lee Nelson	Defensive Back
1976	Joe Camps	Defensive Back
1977	Aaron Carter	Linebacker
1978	Scott Warren	Defensive End
1979	Greg Futch	Offensive Tackle
1980	Monk Bonasorte	Defensive Back
1981	Barry Voltapetti	Offensive Tackle
1982	Blair Williams	Quarterback
1983	Tom McCormick	Center
1984	Todd Stroud	Noseguard
1985	Pete Panton	Tight End
1986	Greg Newell	Free Safety
1987	Mark Salva	Center
1988	Jason Kuipers	Offensive Guard
1989	Tony Yeomans	Offensive Guard
1990	Lawrence Dawsey	Wide Receiver
1991	Dan Footman	Defensive End
1992	Robbie Baker	Center



# NETWORK NOTICE SEMINOLES ON TV

## SEMINOLE SIDELINE

A look at Florida State's record on different television networks:

CBS .....	6-5
ABC .....	23-13-1
NBC .....	3-3-1
ESPN .....	12-2
JP Sports .....	3-0
Raycom .....	2-0
WTBS .....	6-2-1
Mizlou .....	1-1
TV Sports .....	0-1

Couple Florida State's Atlantic Coast Conference lineup with games against non-conference foes Kansas, Miami, Notre Dame and Florida, and it's hard to imagine a more difficult college football slate. Every fall, FSU's schedule catches the attention of television sports executives. Lately, the Seminoles have become a cornerstone of the networks' weekly TV lineups.

That fact was evident again last year when eight of FSU's 12 contests were broadcast through regional syndication (JP Sports) or on one of the national networks. Once again, Florida State did not disappoint as its games earned high ratings.

Indeed, Florida State football and Bobby Bowden have developed a following that stretches outside the state and region. The speed, excitement and unpredictability of the FSU team makes Seminole football a fan favorite across the nation.

Since Bowden became Florida State head coach in 1976, his Seminole teams have been featured on one of the six major networks 69 times on 55 national broadcasts. In 17 years, that averages out to four network TV appearances a year. But over the past seven seasons, that number has increased to nearly seven showings a year. More often than not, Bowden's teams have starred under the television lights with a record of 50-20-2 on network TV.

In each of the past six years, Florida State's contests with Miami and Florida have been picked up for national television airing. Since 1968, 24 of FSU's games with its intra-state rivals were televised nationally. Now that the Tribe annually battles for the Atlantic Coast Conference crown, league games with Clemson, Georgia Tech, North Carolina, N.C. State and Virginia pose attractive matchups for national and regional audiences.

The Seminoles will be on

display for the entire nation again in 1993. Florida State opens the 1993 college football season against Kansas in the Kickoff Classic in front of the cameras of ABC. A few weeks later, FSU and North Carolina will battle on ESPN's prime-time game. The Miami, Notre Dame and Florida games are certain to attract network attention this season.

All-time, the Seminoles' record on television is 56-27-3 since the first appearance, in the 1958 Bluegrass Bowl against Oklahoma State, aired by ABC. FSU has appeared on that network more than any other, with 39 showings. CBS has televised 11 Tribe contests, WTBS nine and ESPN 14, including five games in 1989.

Florida State's membership in the Atlantic Coast Conference ensures that FSU football will be seen up and down the eastern seaboard on Jefferson Pilot Sports broadcasts. Through JP's relationship with the conference, the 1992 Seminoles were featured three times on the "ACC Game of the Week", and are scheduled for several more appearances in '93. JP's impressive list of affiliates includes stations throughout Florida, Georgia, the Carolinas, Virginia, Maryland and Washington, D.C.

When the occasional Seminole game isn't shown nationally or regionally, the team can be seen across the state on Florida's own Sunshine Network. Sunshine, the largest sports cable network in the state and one of the biggest in the country through its affiliation with the Prime Network, usually carries the remaining Florida State games on either a tape-delay or pay-per-view basis. The Sunshine Network also airs a weekly highlight show on Seminole football and is one of the statewide outlets for the Bobby Bowden Show.

Whether on ESPN, ABC, NBC, regionally on stations across the ACC, or statewide on the Sunshine Network, the Seminoles' television attractiveness is clear. Want to see the Seminoles in Charlotte? Minneapolis? Los Angeles? Just turn on the TV.

## The Bobby Bowden Show

Televised weekly during the football season, "The Bobby Bowden Show" is one of the most entertaining and informative coaches shows in the nation. Combine the down-home commentary of the Florida State head coach with some of the most exciting action in the nation, and the result is an insightful half-hour of football and fun.

Each week, co-host Gene Deckerhoff leads Seminole Head Coach Bobby Bowden through a review of Florida State's previous game, with Bowden offering commentary on the action. The two also take a look at FSU's upcoming opponent.

In a special weekly segment, the Seminoles' self-proclaimed No. 1 fan — actor Burt Reynolds — and former FSU teammate Vic Prinzi present a "Great Moment in Florida State History". This year, the Great Moments segment continues the "All-Prinzi" and "All-Reynolds" teams with the two segment co-hosts' choices for their favorite Florida State players of all-time.

"The Bobby Bowden Show", a syndicated production of Host Communications, Inc., is seen in some of the Southeast's top media markets and throughout the state of Florida each week. Check local listings of the stations below to find the day and time the show airs in each market.

STATION	MARKET	CHANNEL
WCTV (CBS)	Tallahassee	6
WEAR (ABC)	Pensacola	3
WFTS (FOX)	Tampa/St. Petersburg	28
WFTV (ABC)	Orlando/Daytona Beach	9
WFTX (FOX)	Ft. Myers/Naples	26
WJHG (NBC)	Panama City	7
WJKS (ABC)	Jacksonville	7
WPBF (ABC)	West Palm Beach	25
WSVN (FOX)	Miami	7
WTLK (IND)	Atlanta, Ga.	14
Sunshine Network (Cable)		
SportsSouth Network (Cable)		

# FSU TELEVISION APPEARANCES

Won 56, Lost 27, Tied 3

SEASON	OPPONENT	SITE	SCORE	NETWORK	BOWL
1958	Oklahoma State	Louisville, KY	6-15	ABC*	Bluegrass
1959	Virginia Tech	Blacksburg, VA	7- 6	ABC	-
1965	Oklahoma	Jacksonville, FL	36-19	ABC*	Gator
1966	Virginia Tech	Blacksburg, VA	21-23	ABC	-
1966	Wyoming	El Paso, TX	20-26	NBC*	Sun
1967	Memphis State	Memphis, TN	26- 7	ABC	-
1967	Penn State	Jacksonville, FL	17-17	ABC*	Gator
1968	Florida	Tallahassee, FL	9- 3	ABC	-
1968	Louisiana State	Atlanta, GA	27-31	TV-Sports*	Peach
1969	N.C. State	Tallahassee, FL	33-22	ABC	-
1970	Houston	Tampa, FL	21-53	ABC	-
1971	Miami	Miami, FL	20-17	ABC	-
1971	Arizona State	Tempe, AZ	38-45	Mizlou	Fiesta
1972	Auburn	Auburn, AL	14-27	ABC	-
1977	Florida	Gainesville, FL	37- 9	ABC	-
1977	Texas Tech	Orlando, FL	40-17	Mizlou*	Tangerine
1978	Miami	Miami, FL	31-21	ABC	-
1978	Navy	Tallahassee, FL	38- 6	ABC	-
1979	Virginia Tech	Blacksburg, VA	17-10	ABC	-
1979	Louisiana State	Baton Rouge, LA	24-19	ABC	-
1979	Florida	Gainesville, FL	27-16	ABC*	-
1979	Oklahoma	Miami, FL	7-24	NBC*	Orange
1980	Memphis State	Memphis, TN	24- 3	ABC	-
1980	Virginia Tech	Tallahassee, FL	31- 7	ABC	-
1980	Florida	Tallahassee, FL	17-13	ABC*	-
1980	Oklahoma	Miami, FL	17-18	NBC*	Orange
1981	Miami	Tallahassee, FL	19-27	ABC	-
1981	Southern Miss	Tallahassee, FL	14-58	ABC	-
1982	Miami	Miami, FL	24- 7	CBS	-
1982	Louisville	Tallahassee, FL	49-14	WTBS*	-
1982	West Virginia	Jacksonville, FL	31-12	ABC*	Gator
1983	Louisiana State	Baton Rouge, LA	40-35	ABC	-
1983	Louisville	Tallahassee, FL	51- 7	WTBS*	-
1983	Florida	Gainesville, FL	14-53	CBS*	-
1983	North Carolina	Atlanta, GA	28- 3	CBS*	Peach
1984	South Carolina	Columbia, SC	26-38	ABC*	-
1984	Florida	Tallahassee, FL	17-27	ABC*	-
1984	Georgia	Orlando, FL	17-17	NBC*	Citrus
1985	Tulane	New Orleans, LA	38-12	WTBS*	-
1985	Nebraska	Lincoln, NE	17-13	ABC*	-
1985	Memphis State	Tallahassee, FL	19-10	WTBS*	-
1985	Auburn	Auburn, AL	28-59	WTBS*	-
1985	Miami	Tallahassee, FL	27-35	ABC	-
1985	South Carolina	Tallahassee, FL	56-14	ESPN*	-
1985	Oklahoma State	Jacksonville, FL	34-23	ABC*	Gator
1986	Nebraska	Lincoln, NE	17-34	ABC*	-
1986	North Carolina	Tallahassee, FL	10-10	WTBS*	-
1986	Miami	Miami, FL	23-41	CBS*	-
1986	Indiana	Birmingham, AL	27-13	WTBS*	All-American
1987	Miami	Tallahassee, FL	25-26	CBS*	-

SEASON	OPPONENT	SITE	SCORE	NETWORK	BOWL
1987	Auburn	Auburn, AL	34- 6	CBS*	-
1987	Florida	Gainesville, FL	26-14	CBS*	-
1988	Nebraska	Tempe, AZ	31-28	NBC*	Fiesta
1988	Miami	Miami, FL	0-31	CBS*	-
1988	Clemson	Clemson, SC	24-21	CBS*	-
1988	Michigan State	Tallahassee, FL	30- 7	ESPN*	-
1988	South Carolina	Columbia, SC	59- 0	ESPN*	-
1988	Florida	Tallahassee, FL	52-17	ESPN*	-
1989	Auburn	New Orleans, LA	13- 7	ABC*	Sugar
1989	Southern Miss	Jacksonville, FL	26-30	WTBS*	-
1989	Clemson	Tallahassee, FL	23-34	ESPN*	-
1989	Louisiana State	Baton Rouge, LA	31-21	ESPN*	-
1989	Auburn	Tallahassee, FL	22-14	ESPN*	-
1989	Miami	Tallahassee, FL	24-10	ESPN*	-
1989	Florida	Gainesville, FL	24-17	ESPN*	-
1989	Nebraska	Tempe, AZ	41-17	NBC*	Fiesta
1990	Miami	Miami, FL	22-31	CBS*	-
1990	Auburn	Auburn, AL	17-20	ESPN*	-
1990	Louisiana State	Tallahassee, FL	42- 3	WTBS*	-
1990	Florida	Tallahassee, FL	45-30	ESPN*	-
1990	Penn State	Miami, FL	24-17	Raycom*	Blockbuster
1991	Brigham Young	Anaheim, CA	44-28	Raycom*	-
1991	Michigan	Ann Arbor, MI	51-31	ABC*	-
1991	Syracuse	Tallahassee, FL	46-14	ABC	-
1991	Louisiana State	Baton Rouge, LA	27-16	ESPN*	-
1991	Miami	Tallahassee, FL	16-17	ABC*	-
1991	Florida	Gainesville, FL	9-14	ABC*	-
1991	Texas A&M	Dallas, TX	10- 2	CBS*	Cotton
1992	Clemson	Clemson, SC	24-20	ESPN*	-
1992	N.C. State	Raleigh, NC	34-13	JP Sports	-
1992	Miami	Miami, FL	16-19	ABC*	-
1992	North Carolina	Tallahassee, FL	36-13	JP Sports	-
1992	Georgia Tech	Atlanta, GA	29-24	ESPN	-
1992	Maryland	Tallahassee, FL	69-21	JP Sports	-
1992	Florida	Tallahassee, FL	45-24	ABC*	-
1992	Nebraska	Miami, FL	27-14	NBC*	Orange

\*Nationally televised



# ALL-TIME LETTERMEN

## SEMINOLE SIDELINE

One of Florida State's most famous alumni and avid fans is actor Burt Reynolds, who went by Buddy during his younger days. A promising running back, Reynolds visited Tallahassee in the spring of 1954, although he had already decided to play football at the University of Miami.

FSU Head Coach Tom Nugent had other ideas and convinced Reynolds to spurn UM and play for the Seminoles. In 1954, Reynolds gained 134 yards on 16 rushes for an average of 8.3 yards per carry and two touchdowns. A running back, Reynolds picked up 62 yards on three rushes against Auburn, and had a season-long 54-yard run. Reynolds also caught four passes for 76 yards in his only season of action.



Marquette Smith is not the first Orlando area all-star Smith to play running back at Florida State, he was preceded by Sammie, who set the FSU single season rushing record with 1,230 yards in 1987.

## A

Abbott, Bryce, 1989, 90, 91  
Abraham, Clifton, 1991, 92  
Abrams, Phillip, 1967, 68, 69  
Adams, Hugh, 1949, 50  
Adams, Kevin, 1991  
Adams, Robert, 1978, 80  
Alexander, Derrick, 1992  
Alexander, Ken, 1990, 91, 92  
Allen, Billy, 1961, 82, 83, 84  
Allen, Clyde, 1990, 91, 92  
Allen, Glenn, 1949  
Allen, Greg, 1981, 82, 83, 84  
Allen, Mike, 1972, 73, 74  
Allen, Steve, 1990, 91  
Alvarez, David, 1990  
Amman, Richard, 1969, 70, 71  
Anderson, Bob, 1973  
Anderson, Bobby, 1971, 72, 73  
Andrews, Paul, 1959, 60, 61  
Andrews, Richie, 1967, 88, 89, 90  
Anthony, Terry, 1986, 87, 88, 89  
Armella, Enzo, 1992  
Arnold, Jim, 1950, 51, 56, 57  
Arnold, Phil, 1971, 72, 73  
Ashley, Tracy, 1981, 82, 83  
Ashmore, Robert, 1969, 70, 71  
Askin, Ahmet, 1972, 73  
Avezzano, Joe, 1963, 64, 65

## B

Baggett, Leo, 1954, 55, 56, 58  
Bagnell, Clare (Bud), 1956, 57, 58, 59  
Bailey, Tom, 1968, 69, 70  
Bailey, Winfred, 1962, 63, 64  
Baker, Bill, 1957, 58  
Baker, Robbie, 1989, 90, 91, 92  
Baker, Sam, 1950  
Baker, Shannon, 1989, 90, 91, 92  
Banakas, Chris, 1947, 48, 49  
Barber, Bob, 1953, 54  
Barco, Barry, 1983, 84, 85  
Barnes, Mike, 1976, 77  
Barnes, Troy, 1954, 55, 56, 57  
Barnes, Wendell, 1947  
Barré, Mike, 1990, 92  
Barwick, Parrish, 1962, 84, 85, 86  
Bass, Theron, 1968, 69, 70  
Bassett, David, 1988, 89, 90  
Battaglia, Carmen, 1955, 56, 57, 58  
Beckman, Ed, 1973, 74, 75, 76  
Bell, Bruce, 1973  
Bengston, Brian, 1970  
Benner, Wayne, 1950, 51  
Bennett, Edgar, 1987, 89, 90, 91  
Benson, Joe, 1966, 67, 68  
Berry, Louis, 1983, 84, 85, 86  
Beville, Steve, 1969  
Bibant, Maury, 1963, 64, 65  
Bickford, Roy, 1959, 60, 61  
Bigbie, Abner, 1958, 59, 60  
Biletnikoff, Fred, 1962, 63, 64  
Bisbee, Hamilton, 1955, 56, 57  
Bishop, William, 1947  
Black, Jimmy, 1973, 74, 76  
Blankenship, Buddy, 1965  
Blatt, Mike, 1965, 66, 67  
Blazovich, Mike, 1960, 61, 62  
Bloodworth, Steve, 1983  
Bonasorte, Monk, 1977, 78, 79, 80  
Booth, Charles, Jr., 1951, 52, 53  
Boris, Frederick, 1947  
Bowden, Jeff, 1981, 82  
Boyer, George, 1952, 53, 56, 57  
Bradley, Preston, 1950, 51  
Braggins, David, 1965, 66  
Brannon, Tom, 1979, 80, 81  
Bratton, Steve, 1970, 71, 72, 73  
Bright, Leon, 1974, 75, 76  
Bringger, Harry, 1949, 50, 51, 52  
Brinkley, Larry, 1961, 62, 63  
Brooks, Derrick, 1991, 92  
Brown, Bill, 1955, 56, 57, 58  
Brown, Charlie, 1951, 52  
Brown, Mack, 1972, 73  
Brown, John, 1986, 87, 89  
Brown, Lavon, 1989, 90, 91, 92  
Brown, Tommy, 1950, 51, 53  
Browning, Bob, 1947, 48  
Brownlee, Roger, 1981, 82  
Bruner, Jerry, 1961, 62, 63  
Bryant, Buddy, 1947, 50, 53  
Bryant, Phillip, 1985  
Buckley, Terrell, 1989, 90, 91  
Bugar, Mike, 1965, 67, 68  
Burkhardt, Bill, 1966  
Burnett, Ken, 1980, 81, 82

Burt, Bobby, 1968  
Burton, Clint, 1966, 67, 68  
Bush, Devin, 1992  
Butler, Bobby, 1977, 78, 79, 80  
Butler, LeRoy, 1987, 88, 89  
Butts, Marion, 1987, 88

## C

Cahoon, Phil, 1973, 74  
Cahoun, Charles, 1961, 62, 63  
Campbell, Allen Dale, 1981, 82  
Campbell, Bill, 1965, 66  
Campbell, Curt, 1950, 51, 52  
Campbell, Danny, 1992  
Camps, Joe, 1974, 75, 76  
Capece, Bill, 1977, 78, 79, 80  
Cappelen, Dave, 1976, 77, 78, 79  
Cappleman, Bill, 1968, 69  
Carballo, Manny, 1982  
Carnes, George, 1952  
Carnes, Robert T., 1957  
Carollo, Phil, 1986, 87, 88  
Carreker, Alphonso, 1980, 81, 82, 83  
Carrell, Duane, 1969, 70, 71  
Carruthers, Kirk, 1988, 89, 90, 91  
Carter, Aaron, 1974, 75, 76, 77  
Carter, Dexter, 1988, 87, 88, 89  
Carter, Keith, 1986, 87, 88, 89  
Carter, Pat, 1984, 85, 86, 87  
Carter, Walter, 1976, 77, 78, 79  
Carter, Wes, 1947  
Causey, Jim, 1962, 63  
Caven, Jay, 1976, 77  
Chaney, James, 1988, 89, 90, 91  
Chaudron, Ralph, 1947, 48, 49  
Chavers, Lenny, 1981, 83, 84, 85  
Cherry, Gator, 1976, 77  
Cheshire, Bill, 1967, 68  
Childers, Sam, 1978, 79, 80, 81  
Cicalese, Pat, 1984  
Clark, Deondri, 1989, 90, 91, 92  
Clark, Ed, 1955  
Clark, Ed, 1989, 90, 92  
Clayton, Harvey, 1980, 81, 82  
Clower, Johnny, 1989, 90, 91  
Coés, Richard, 1980, 91, 92  
Coffield, Randy, 1973, 74, 75  
Coggin, Redus, 1980, 81, 82  
Coker, Kirk, 1984, 85  
Coleman, Jerry, 1981, 82  
Coleman, Jug, 1948  
Collier, Danny, 1980  
Cone, Ken, 1959, 60  
Conoly, Forrest, 1992  
Conrad, Harold, 1947  
Conway, Pat, 1964, 65, 66  
Cooper, Burt, 1972, 73, 74  
Coppess, Ron, 1974  
Corcoran, Dan, 1976  
Corlew, Tim, 1988  
Corral, Kent, 1970, 71  
Corso Lee, 1953, 54, 55, 56  
Costello, Jim, 1947  
Coursey, Jarvis, 1978, 79, 80, 81  
Coward, Chris, 1991, 92  
Cox, Billy, 1966, 67, 68  
Cox, Gene, 1955

Craig, John, 1954, 55, 57, 58  
Crenshaw, Bob, 1952, 53, 54, 55  
Crockett, Zack, 1992  
Crona, Joe, 1947, 48  
Crowe, Andy, 1992  
Crowe, John, 1966, 67, 68  
Cullom, Bill, 1954  
Curchin, Jeff, 1968, 69

## D

D'Alessandro, George, 1963, 64, 65  
Daly, Bill, 1961, 62, 63  
Dane, Doug, 1975, 76, 77  
Daniel, Jim, 1959, 60, 61  
Daniels, Dan, 1971  
Darsey, Bruce, 1960, 61, 62  
Davis, Bo, 1958  
Davis, Bob, 1993  
Davis, Brian, 1985, 86, 88  
Davis, Darish, 1981, 82  
Davis, Ed, 1971, 72, 73  
Davis, George, 1969  
Davis, John, 1989, 90, 91, 92  
Davis, Lemuel, 1947  
Davison, Mike, 1972, 73, 74  
Dawkins, Bill, 1948, 49, 50, 51  
Dawsey, Lawrence, 1987, 88, 89, 90  
Dawson, Bill, 1962, 63, 64  
Dawson, Rhett, 1969, 70, 71  
DeCosmo, James, 1947  
Dees, Allen, 1970, 71, 72  
DeFrancesco, Frank, 1960, 61  
Dely, Aaron, 1992  
DeMaria, John, Jr., 1970, 71, 72, 73  
Dennis, Wendell, 1950  
Denson, Dwayne, 1984  
Deremer, Jeff, 1990, 91  
Dillaberry, Jason, 1990  
Dilsaver, Ed, 1947  
DiMare, Scott, 1986, 88  
Dinkins, Howard, 1988, 89, 90, 91  
Dixon, Reggie, 1989, 90, 91  
Dobosz, Stan, 1952, 53, 56, 57  
Dodge, Dedrick, 1986, 87, 88, 89  
Donaldson, John, 1992  
Donatelli, Donald, 1959, 60, 61  
Dowell, J. D., 1983, 84  
Downey, Joe, 1972, 73, 74  
Driver, Bill, 1950, 51, 52  
Duckworth, Bob, 1949  
Dukes, Jamie, 1962, 83, 84, 85  
Duley, Bill, 1975, 76, 77

## E

Eaford, John, 1984, 86  
Eagerton, Terry, 1967, 68  
Eason, Chuck, 1966, 67, 68  
Edwards, Jack, 1962, 63, 64  
Ekonomou, Nick, 1988, 89  
Ehler, Howard, 1963, 64, 65  
Eliam, Bobby, 1972, 73  
Elliot, Chuck, 1966, 67, 68  
Elliot, Robert, 1955, 56  
Ellison, O'Mar, 1992  
El Shahawy, Magdi, 1987, 88  
Espenship, Jack, 1958, 59  
Eubanks, Norman, 1948, 49, 50  
Everett, Jimmy, 1972, 73, 74, 75

## F

Falvo, Tony, 1974, 75  
Feamster, Tom, 1954, 55  
Feely, Eddie, 1960, 61, 62  
Felder, Kenny, 1990, 91  
Fenner, Lane, 1968, 67  
Fenwick, Jack, 1966, 67, 68  
Fergers, Bob, 1947  
Ferguson, Charles, 1978  
Ferguson, Chip, 1985, 86, 87, 88  
Ferguson, Matt, 1990  
Ferrell, Marvin, 1990, 92  
Fick, Happy, 1960  
Filchok, John, 1948  
Fillyaw, Terry, 1991  
Fiore, Dano, 1971  
Fiveash, Bobby, 1951, 52, 53  
Flasher, Tim, 1984  
Flath, John, 1990, 91, 92  
Flowers, Jackie, 1976, 77, 78, 79  
Floyd, Don, 1962, 63, 64  
Floyd, Victor, 1985, 86, 87, 88  
Floyd, William, 1991, 92  
Fontes, Frank, 1970, 71  
Footman, Dan, 1991, 92  
Fotjik, Brad, 1982, 83  
Fountain, Bob, 1956, 57, 58  
Fowler, Leon, 1989, 90, 91, 92  
Fox, Ed, 1948  
Foy, Walter, 1948, 49  
Freeman, Corian, 1987, 88, 89, 90  
Freeman, Reggie, 1989, 90, 91, 92  
Frier, Matt, 1990, 91, 92  
Fucalino, Dan, 1975  
Fuller, Corey, 1990, 91, 92  
Futch, Garry, 1979, 80, 81  
Futch, Greg, 1977, 78, 79, 80

## G

Gabbard, Steve, 1985, 86, 87, 88  
Gainer, Herb, 1984, 85, 86, 87  
Galloway, Ed, 1992  
Gardner, Jeff, 1973, 74, 75  
Garvin, Terry, 1964, 65  
Gavin, Stan, 1982  
Gaydos, Kent, 1969, 70, 71  
Giardino, Wayne, 1964, 65, 66  
Gibbs, Eric, 1990, 91, 92  
Gibbs, Shane, 1970, 71, 72  
Gibson, Vince, 1954, 55  
Gilberg, Leonard, 1947  
Gilbert, James, 1978, 79, 80, 81  
Gildea, Steve, 1968, 69, 70  
Gilman, Brent, 1968, 69  
Gilmer, Steve, 1991, 92  
Gladden, Don, 1950  
Glass, Chip, 1966, 67, 68  
Glass, Mike, 1970, 71, 72  
Glenn, Billy, 1992  
Glisson, Guy, 1969, 70, 71  
Glosson, Doug, 1973  
Goldsmith, Joe, 1972, 73, 74  
Good, Mike, 1976, 77, 78, 79  
Graganella, Jim, 1983  
Graham, Billy, 1953, 54  
Graham, Jerry, 1956, 57, 58  
Grant, Donald, 1947, 48  
Grant, Kevin, 1986, 87, 89  
Gray, Darryl, 1982, 84, 85  
Gray, Hector, 1978, 79  
Gray, Eddie, 1950  
Gray, Mike, 1968  
Green, Carl, 1953, 54  
Green, Danny, 1971, 72, 73  
Green, Larry, 1965, 66, 67  
Greene, Danny, 1973  
Gridley, Buddy, 1969, 70, 71  
Griffin, Chris, 1973, 74, 75

Griffis, Kevin, 1983  
Griggley, Terry, 1984  
Grimes, Fred, 1959, 60, 61  
Griner, John, 1952, 55  
Grossman, Rin, 1949  
Guerrier, Dulack, 1992  
Gunter, Bill, 1967, 68  
Gunter, Cliff, 1961, 62, 64  
Gurr, Doug, 1966, 67, 68  
Guthrie, Grant, 1967, 68, 69

## H

Hadley, John, 1985, 86, 87, 88  
Haggins, Odell, 1986, 87, 88, 89  
Hall, Chris, 1969, 92  
Hall, Phillip, 1982, 83  
Hall, Randy, 1968, 69  
Hammond, Kim, 1966, 67  
Hanks, David, 1977  
Hanna, Warren, 1981, 82  
Hardy, Jack, 1958, 59, 60  
Harlee, John, 1961, 62  
Harlow, Brian, 1982  
Harmeling, John, 1973, 76  
Harp, Herbert, 1982, 83  
Harp, Thomas, 1986, 87  
Harris, Felix, 1990, 91, 92  
Harris, James, 1979, 80, 81  
Harris, Larry, 1980, 81, 82  
Harris, Wes, 1986  
Harrison, Bruce, 1974, 75, 76  
Hart, Ken, 1966, 67, 68  
Hart, Warren, 1990, 91  
Haskin, Jack, 1947  
Hayes, Eric, 1986, 87, 88, 89  
Hayes, Felton, 1985, 86, 87, 88  
Haynes, Hayward, 1988, 89, 90  
Heath, Mike, 1992  
Hebron, Tim, 1985, 86  
Heggie, Bruce, 1983, 84, 85, 86  
Heggins, Jimmy, 1974, 75, 76, 77  
Henderson, Gerald, 1955, 56, 57  
Henderson, Nate, 1977, 78  
Hendley, Jim, 1984, 85, 86  
Henry, Ferrell, 1961, 62, 63  
Henry, Gary, 1978, 79, 80, 82  
Henry, Tommy, 1990, 91, 92  
Henson, Bill, 1970, 71  
Hermann, Dick, 1962, 63, 64  
Hernandez, Jesus, 1992  
Herring, Reggie, 1978, 79, 80  
Hester, Jessie, 1981, 82, 83, 84  
Hester, Ron, 1980, 81  
Hewitt, Ted, 1948, 49, 50  
Hiatt, Phil, 1968  
Hillabrand, Tom, 1960, 61, 62  
Hinson, Ron, 1959  
Holloman, Darrin, 1984, 85, 86  
Holloman, Tanner, 1985, 86  
Holmes, Scott, 1992  
Holt, Joe, 1953, 54, 55, 56  
Holton, Steve, 1957, 58  
Hood, Larry, 1960, 61  
Hooks, Jim, 1957, 58, 59  
Horner, Alonzo, 1992  
Hosack, John, 1965, 66  
Houpe, Gene, 1988, 89, 90  
Houston, Rick, 1980  
Howell, Bobby, 1970  
Huey, Mac, 1950, 51, 52  
Huff, Gary, 1970, 71, 72  
Huggett, Ernie, 1950, 51  
Hughes, Bill, 1968  
Hughey, Harry, 1947  
Humes, Earl, 1973, 74  
Hunt, Charlie, 1970, 71, 72  
Hunter, Ivory Joe, 1977, 78, 79  
Hurst, John, 1966

## I

Ionata, John, 1982, 83, 84, 85  
Ionata, Joe, 1966, 87, 88  
Italiano, Nelson, 1950, 51, 52  
Jackson, Bobby, 1974, 75, 76, 77  
Jackson, Lenx, 1983  
Jackson, Sean, 1990, 91, 92  
Jacobi, Howard, 1971, 72  
Jacobs, Charlie, 1956  
Jacobs, Greg, 1984  
Jacobs, Jerry, 1952, 53, 54, 55  
James, Corey, 1990, 92  
Jarrett, James, 1969, 70, 71  
Jax, Garth, 1982, 83, 84, 85  
Johns, John, 1947, 48, 49  
Johnson, Bob, 1939  
Johnson, Brad, 1988, 89, 90, 91  
Johnson, Eddie, 1955, 56, 57  
Johnson, Greg, 1973, 74, 75  
Johnson, Hardis, 1979, 80  
Johnson, Homes, 1979  
Johnson, Lonnie, 1990, 91, 92  
Johnson, Reggie, 1987, 88, 89, 90  
Johnson, Tony, 1981, 82, 83  
Johnson, Wade, 1974, 76, 77  
Johnson, Wayne, 1967, 68, 69  
Johnston, Duke, 1967, 68, 69  
Jones, Bob, 1972, 73, 74  
Jones, Cedric, 1981, 82, 83, 84  
Jones, Cletis, 1963, 84, 85  
Jones, Donovan, 1967  
Jones, Fred, 1983, 84, 85, 86  
Jones, Hassan, 1982, 83, 84, 85  
Jones, Jerry, 1965, 66, 67  
Jones, Keith, 1978, 79, 80  
Jones, Keith, 1990  
Jones, Larry, 1973  
Jones, Marvin, 1990, 91, 92  
Jones, Phil, 1973, 74, 75  
Jones, Willie, 1975, 76, 77, 78  
Jordan, Jimmy, 1976, 77, 78, 79

## K

Kaiser, Randy, 1973, 74  
Kalenich, Steve, 1950, 51, 52, 53  
Kalfas, Chris, 1947, 48  
Kanell, Danny, 1992  
Karlowicz, John, 1951  
Keen, Chris, 1990, 91  
Kendell, Dick, 1948  
Kendrick, Dub, 1948, 49, 50  
Kestner, Ken, 1968, 69, 70  
Key, Larry, 1974, 75, 76, 77  
Keyes, Robert, 1976  
Kimber, Bill, 1957, 58  
Kincaid, Mike, 1975, 76, 77, 78  
Kinderman, Keith, 1961, 62  
King, Grady, 1978, 79, 80  
King, Phillip, 1990  
King, Ronnie, 1953, 54  
Kinnaman, Joe, 1966, 67  
Kinnan, Joe, 1966, 67  
Kinsey, Rocky, 1982, 83, 84  
Kissam, Larry, 1965, 66  
Kissner, Mike, 1974, 75, 76  
Klesius, Steve, 1959, 60, 61  
Knight, Mack, 1990, 91  
Knox, Kevin, 1990, 91, 92  
Kolbus, Marty, 1966  
Kratzert, Bill, 1947  
Kuipers, Jason, 1986, 87, 88





Peter Tom Willis started a succession of "W"s at quarterback for Florida State, he was followed by Casey Weldon and Charlie Ward.

## L

Lamb, Ray, 1958, 59, 60  
 Lanahan, John, 1969, 70, 71  
 Lanier, Ken, 1977, 78, 79, 80  
 LaSane, Bruce, 1987, 88, 89  
 Laureano, Juan, 1992  
 Lazzaro, Greg, 1976, 77  
 Lee, Amp, 1989, 90, 91  
 Leggett, Jeff, 1974, 75, 76  
 Leonard, Bud, 1953, 54, 55, 56  
 Levings, John, 1960, 61, 62  
 Lewis, Buzzy, 1971, 72, 73  
 Lewis, Ronald, 1986, 87, 88, 89  
 Lockard, Ed, 1950  
 Loftin, Jim, 1962  
 Logan, Randy, 1968, 69  
 Lohse, Bill, 1968, 69, 70  
 Lombardi, Carmine, 1950  
 Loner, Frank, 1966, 67, 68  
 Lopez, Pablo, 1984, 85  
 Loucks, Garry, 1972  
 Lowe, Ron, 1969  
 Lowrey, Kelly, 1981, 82, 83  
 Luallen, Eric, 1989  
 Lundstrom, Brad, 1969, 90  
 Lurie, Howard, 1964, 65  
 Lyles, Mark, 1976, 77, 78, 79

## Mc

McClure, Don, 1947  
 McConaughay, John, 1960, 61, 62  
 McCormick, Gene, 1958, 59  
 McCormick, Tom, 1981, 82, 83  
 McCorvey, Errol, 1989, 90, 91  
 McCorvey, Kez, 1991, 92  
 McCoy, Jerome, 1984  
 McCrary, Brian, 1982, 83, 84  
 McCullers, Dale, 1966, 67, 68  
 McDougal, Tom, 1973  
 McDowell, Bill, 1963, 64, 65  
 McDowell, Gene, 1960, 61, 62  
 McDuffie, Wayne, 1965, 66, 67, 68  
 McEachern, Robert, 1968, 69, 70  
 McGee, Joe, 1957, 58  
 McGill, Eric, 1990, 91, 92  
 McGowan, Mike, 1972  
 McGowan, Paul, 1984, 85, 86, 87  
 McIntosh, Toddrick, 1990, 91, 92  
 McKinnie, J. W., 1969, 70, 71  
 McKinnon, Bobby, 1973, 74, 75  
 McKinnon, Dennis, 1980, 81, 82  
 McLaren, Scottie, 1990  
 McLean, John, 1980, 81, 82, 83  
 McLean, Richard, 1964, 66, 67  
 McLean, Scott, 1979, 80, 81  
 McManus, Danny, 1985, 86, 87  
 McMillan, Charles, 1947  
 McMillan, Eddie, 1970, 71, 72, 73  
 McMillan, Jack, 1947  
 McMillon, Tiger, 1991, 92  
 McNease, Y.C., 1961, 62  
 McNeil, Patrick, 1991, 92  
 McPhillips, Billy, 1973, 74, 75, 76

## M

Macek, Mark, 1977, 78, 79, 80  
 Mack, Kim, 1982, 83, 84  
 MacLean, Ken, 1947, 48, 49  
 MacKenzie, Dale, 1962, 63, 64  
 Madden, John, 1978, 79, 80, 81  
 Magalski, Paul, 1969, 70, 71  
 Majors, Joe, 1957, 58, 59  
 Makowiecki, Al, 1953, 54  
 Malkiewicz, James, 1972, 73  
 Maloy, Rudy, 1973, 74, 75, 76  
 Maltby, Duke, 1949, 50  
 Mancini, Kevin, 1988, 89, 90, 91  
 Mangan, Bob, 1964, 65, 66  
 Mankins, Jim, 1965, 66  
 Mann, Ed, 1952  
 Manuel, Bo, 1947, 48, 49  
 Marcus, Frank, 1948  
 Marcus, Joe, 1948, 49  
 Marion, Tyrant, 1992  
 Mason, Bill, 1988, 89, 90  
 Massey, Harry, 1953, 54  
 Massey, Jim, 1963, 64, 65  
 Mathieson, Steve, 1974, 75, 76  
 Matt, Prince, 1982, 83  
 Matthews, Jay Mac, 1965, 66  
 May, Monte, 1948, 49, 50  
 Mayhew, Martin, 1984, 85, 86, 87  
 Mead, Addison, Jr., 1947  
 Melton, Leonard, 1947, 48, 49  
 Menendez, Bob, 1966, 67  
 Merna, John, 1988  
 Merson, Bob, 1980, 81, 82  
 Merson, Scott, 1982  
 Messeroll, Mark, 1976, 77  
 Messeroll, Scott, 1973, 74  
 Messer, Doug, 1961, 62, 63  
 Messinese, Jimmy, 1952, 53, 54  
 Metts, Buck, 1953, 54, 55, 56  
 Meyer, Carl, 1959, 60  
 Middlebrooks, D.L., 1947  
 Miles, David, 1971, 72  
 Miller, Fred, 1973, 74, 75  
 Milligan, Pat, 1981, 82, 83  
 Mindlin, Jeremy, 1978, 79  
 Minor, Roger, 1970, 71  
 Mitchell, Doug, 1969  
 Mitchell, Hodges, 1972, 73  
 Mobley, Orson, 1962  
 Montgomery, George, 1969  
 Montgomery, Hal, 1966, 67, 68  
 Montgomery, Howell, 1966, 67, 68  
 Montgomery, John, 1969, 70, 71  
 Moore, Paul, 1988, 89, 90, 91  
 Moore, Ron, 1958, 59  
 Moore, Ron, 1983  
 Moran, Terry, 1958  
 Moreman, Bill, 1965, 66, 67  
 Morrill, Jerry, 1949  
 Morris, Dan, 1983, 84  
 Morris, Mike, 1988, 89, 90, 91  
 Mosley, Ted, 1967, 68  
 Moss, Anthony, 1987, 88, 89, 90  
 Mowatt, Zeke, 1980, 81, 82  
 Mowrey, Dan, 1991, 92  
 Munroe, Art, 1969, 70  
 Murdock, Les, 1963, 64  
 Murphy, John, 1972, 73, 74  
 Musselman, Bill, 1954, 55, 56, 57  
 Mustain, Don, 1959

## N-O

Nance, John, 1990, 92  
 Narramore, Lee, 1964  
 Newell, Greg, 1984, 85, 86, 87  
 Nichols, Gerald, 1982, 84, 85, 86  
 Nicklaus, Steve, 1963  
 Neillums, Bob, 1956, 57  
 Nelson, Lee, 1974, 75  
 Norris, Brent, 1971  
 Odom, Billy, 1954, 55, 56  
 Oglesby, Paul, 1972  
 Olsen, Jim, 1953  
 O'Malley, Tom, 1985, 86, 87, 88  
 O'Neal, Earl, 1950, 51, 52  
 O'Neil, Rick, 1970, 71, 72  
 Orlando, Mark, 1973  
 Osha, Dwight, 1949, 50  
 Ostaszewski, Henry, 1988, 89, 90, 91  
 Ostaszewski, Joe, 1988, 89, 90, 91  
 Osteen, Billy, 1947  
 Overby, Roger, 1974, 75, 77  
 Owens, Gerald, 1992

## P

Pacifico, Al, 1953, 54, 55, 56  
 Page, Mike, 1967  
 Paige, Lee, 1982  
 Pajcic, Gary, 1986, 87, 88  
 Palermo, John, 1972, 73  
 Palmer, David, 1984, 85, 86, 87  
 Palmer, Sterling, 1990, 91, 92  
 Panton, Pete, 1983, 84, 85  
 Parish, Red, 1947, 48, 49  
 Parker, Chris, 1988, 89  
 Parker, Clint, 1970, 71  
 Parks, John, 1985, 86  
 Parris, Gary, 1970, 71, 72  
 Parrish, Joe, 1963, 64, 65  
 Pasquale, Paul, 1958  
 Passwaters, Earl, 1972, 73  
 Patterson, Jimm, 1992  
 Pauldo, Willie, 1990  
 Pederson, Don, 1968, 69, 70  
 Peirce, Jason, 1990, 92  
 Pell, John, 1968, 69  
 Pendleton, Larry, 1966, 67, 68  
 Pennie, Charles, 1965, 66  
 Pennie, Frank, 1963, 64, 65  
 Peterson, Dick, 1948, 49  
 Petko, Joe, 1963, 64, 65  
 Philip, Gerald, 1956, 57  
 Pickard, Fred, 1958, 59  
 Pickens, Chuck, 1967  
 Pinckney, Maurice, 1989, 90  
 Pittman, John, 1967, 68  
 Pitts, David, 1964  
 Piurowski, Paul, 1977, 78, 79, 80  
 Platt, Sam, 1978, 79, 80  
 Player, Scott, 1991  
 Polak, Nat, 1951, 52  
 Pope, Edwin, 1965, 66  
 Pope, Melvin, Jr., 1957  
 Ponder, David, 1980, 81, 82, 83  
 Porter, Dave, 1974, 75, 76  
 Pounds, Greg, 1972, 73  
 Powell, Cliff, 1950  
 Powell, Don, 1952, 53, 54, 55  
 Prescott, Billy, 1976  
 Prestwood, Tom, 1972  
 Prinzl, Vic, 1954, 55, 56, 58  
 Prior, Brad, 1976  
 Pritchett, Ed, 1963, 64, 65  
 Proctor, C.N., 1947  
 Proctor, William Lee, 1955

## Q-R

Qugley, Bill, 1947, 48  
 Qutley, Ed, 1947  
 Quinn, John, 1949  
 Ragans, Bill, 1987, 88, 89, 90  
 Ragins, Smokey, 1973, 74, 75  
 Rainey, Reese, 1971  
 Ramsey, Greg, 1977, 78, 79  
 Ratliff, Floyd, 1987  
 Ratliff, Ron, 1970, 71, 72, 73  
 Rebol, Todd, 1992  
 Reddick, Ernie, 1948, 49  
 Render, Ricky, 1981, 82, 83  
 Rendina, Mike, 1981, 82  
 Renn, Bobby, 1956, 57, 58  
 Restivo, Sam, 1981, 82, 83  
 Reynolds, Burt, 1954  
 Reynolds, Detroit, 1973, 74, 75, 76  
 Rhodes, Bill, 1966, 67, 68  
 Rice, Barry, 1968, 69, 70  
 Rice, Beryl, 1968, 69, 70  
 Richardson, Bill, 1985  
 Richardson, Ed, 1977, 78, 79  
 Ridings, Jeff, 1974, 75, 76  
 Riggs, Marty, 1985, 86, 87  
 Riley, Eric, 1981, 83, 84  
 Rimby, Bill, 1969, 70, 71  
 Rippelle, Jerry, 1983, 84  
 Riser, Butch, 1986  
 Risk, Alan, 1975, 76  
 Rivas, Vic, 1974, 75, 76  
 Roberson, James, 1991, 92  
 Roberson, Ulysses, 1983, 84  
 Roberts, Dave, 1987, 88, 89, 90  
 Roberts, Gene, 1961, 62  
 Roberts, Marion, 1961, 62, 63  
 Roberts, Oscar, 1971, 72  
 Roberts, Pete, 1965, 66, 67  
 Robinson, Chuck, 1961, 62, 63  
 Robinson, Terry, 1985  
 Rodrigue, Ted, 1955, 56, 57  
 Roe, Ken, 1981, 82, 83  
 Rogers, Ramon, 1958, 59  
 Romeo, Tony, 1958, 59, 60  
 Ross, Grady, 1989, 90  
 Ross, Keith, 1985, 86, 87, 88  
 Rountree, Phil, 1947  
 Rushing, Tom, 1975, 76, 77  
 Russom, Kenneth, 1960, 61, 62  
 Rust, Benny, 1969, 70  
 Ryan, Eric, 1980, 81, 82

## S

Salva, Mark, 1984, 85, 86, 87  
 Sammons, Mike, 1969, 70  
 Sanders, Delon, 1985, 86, 87, 88  
 Sanders, Terry, 1976, 77, 78, 79  
 Sanders, Tracy, 1985, 86, 87, 88  
 Sanders, Troy, 1989, 90, 91, 92  
 Sawyer, Bill, 1974, 75, 76  
 Sawyer, Corey, 1992  
 Schilbrack, Scott, 1988  
 Schmelz, Bob, 1948, 49, 50, 51  
 Schmidt, Brian, 1975, 76, 77, 78  
 Schmidt, Derek, 1984, 85, 86, 87  
 Schomburger, Ron, 1954, 55, 56, 57  
 Schrenker, Dave, 1985, 86  
 Schuchts, Bart, 1986, 87  
 Scott, Arthur, 1977, 78, 79, 80  
 Scott, Carlton, 1984  
 Scott, Kendrick, 1992  
 Scott, Stanley, 1983, 84, 85  
 Sellers, Don, 1960  
 Sellers, Mike, 1950, 51  
 Sellers, Ron, 1966, 67, 68  
 Senior, Corey, 1988  
 Sexton, Billy, 1973  
 Shaw, Bill, 1969, 70, 71, 72

Sheppard, John, 1956, 57, 58  
 Shinholser, Jack, 1963, 64, 65  
 Shively, Randy, 1972  
 Shiver, Clay, 1992  
 Shiver, Stan, 1985, 86, 87, 88  
 Shumann, Mike, 1974, 75, 77  
 Simmons, Ron, 1977, 78, 79, 80  
 Simpson, Carl, 1990, 91, 92  
 Sims, Jim, 1960, 61, 62  
 Singletary, J. Keith, 1975, 76  
 Slay, Steve, 1962  
 Slicker, Tom, 1960, 61, 62  
 Smiley, Anthony, 1983, 84  
 Smith, Abe, 1976, 77  
 Smith, Barry, 1970, 71, 72  
 Smith, Eric, 1991, 92  
 Smith, Kelvin, 1987, 88, 89  
 Smith, Marquette, 1991  
 Smith, Mike, 1978, 79, 80  
 Smith, Sammie, 1986, 87, 88  
 Smith, Tony, 1982, 83, 84, 85  
 Snell, David, 1970, 71, 72  
 Snipes, Roosevelt, 1983, 84  
 Snyder, Dave, 1961, 62, 63  
 Solomon, Jesse, 1984, 85  
 Southwood, Keith, 1984, 85  
 Sowers, Craig, 1970  
 Sparkman, Don, 1971, 72, 73  
 Spivey, John, 1957, 58, 59  
 Spooner, Phil, 1963, 64, 65  
 Staab, Ray, 1954  
 Stallworth, David, 1989, 90, 91  
 Stark, Rohn, 1978, 79, 80, 81  
 Stephens, John, 1984, 85, 86  
 Stevenson, Robert, 1989, 90, 91, 92  
 Stewart, Alan, 1987, 88, 89  
 Stewart, Mike, 1976, 77  
 Stiehl, Eric, 1984, 85, 86  
 Strickland, Larry, 1970, 71, 72  
 Strickland, Oliver, 1989  
 Strickler, Joe, 1969, 70, 71  
 Stockton, Andy, 1974, 75  
 Stockstill, Rick, 1979, 80, 81  
 Stokes, Jay, 1969, 70, 71  
 Strauss, Buddy, 1948, 49  
 Stroud, Todd, 1983, 84, 85  
 Sudder, Rich, 1992  
 Sumner, Avery, 1962, 63, 64  
 Sumner, Walter, 1966, 67, 68  
 Sutton, Lenny, 1986  
 Swantic, Len, 1953, 54, 55, 56  
 Swoszowski, Bob, 1958, 59, 60  
 Sytama, Henry, 1962  
 Szczepanik, Vic, 1949, 50, 51, 52

## SEMINOLE SIDELINE

*Throughout the course of the season, Bobby Bowden is bombarded with requests for autographs. Fans ask the FSU head coach to sign all types of paraphernalia, including hats, books, press guides, game programs, pictures, cards, footballs and posters.*

*Amazingly, Bowden signed 3,510 different articles from August to December in 1992, including a total of 1,562 items in a two-month span. A breakdown of the articles that left Florida State with a Bobby Bowden autograph in that two-month period:*

Date	Hats	Books	Tribe	Pictures	Cards	Footballs	Posters	Misc.
Nov. 2 - Nov. 9	17	18	10	33	6	16	4	29
Nov. 10 - Nov. 17	18	18	8	45	6	21	11	29
Nov. 18 - Nov. 25	15	220	17	63	10	49	7	58
Nov. 26 - Dec. 2	18	39	14	40	6	35	13	29
Dec. 3 - Dec. 8	34	48	16	49	12	41	12	32
Dec. 9 - Dec. 31	25	52	25	89	21	63	16	105
<b>TOTAL</b>	<b>127</b>	<b>395</b>	<b>90</b>	<b>319</b>	<b>61</b>	<b>225</b>	<b>63</b>	<b>282</b>

Courtesy of Chuck Tanner, FSU Football Office.

## T

Tanks, Michael, 1986, 87, 88, 89  
 Taylor, Henry, 1981, 82, 83, 84  
 Taylor, Jimmy Lee, 1951, 52, 53, 54  
 Taylor, Rick, 1983  
 Taylor, Thurston, 1965, 66, 67  
 Tensi, Steve, 1962, 63, 64  
 Terry, Nat, 1976, 77  
 Thames, Jon, 1973, 74, 75, 76  
 Therpa, Al, 1947  
 Thomas, Curtis, 1985, 86  
 Thomas, Danny, 1968, 69  
 Thomas, Eric, 1983, 84, 85  
 Thomas, Gerry, 1991  
 Thomas, James, 1970, 71, 72  
 Thomas, Rudy, 1974, 75, 76  
 Thompson, Jim, 1982, 83, 84  
 Thompson, Roy, 1951  
 Thompson, Shelton, 1986, 87, 88, 89  
 Thompson, Weegie, 1981, 82, 83  
 Tillman, George, 1960  
 Tomberlin, Pat, 1985, 86, 87, 88  
 Trado, Jim, 1954  
 Trancygier, Ed, 1960, 61  
 Tully, Jack, 1947, 48  
 Turk, Richard, 1950, 51, 52  
 Tural, Eric, 1990, 91  
 Tuten, Rick, 1986, 87  
 Tyre, Bill, 1961, 62  
 Tyre, Lewis, 1992  
 Tyson, Jim, 1968, 69, 70

## U-V

Ulmer, Al, 1957, 58, 59  
 Unglaub, Kurt, 1976, 77, 78, 79  
 Urich, Bob, 1964, 65  
 Urquhart, Whitney, 1948, 49  
 Vanover, Tamarick, 1992  
 Verbinski, Joe, 1959, 60, 61  
 Versprille, Pat, 1955, 56  
 Vohun, Frank, 1967, 68, 69  
 Voltapetti, Barry, 1980, 81

## W

Wachtel, John, 1961, 62, 63, 64  
 Walker, Clyde, 1975, 76, 77  
 Walker, Stan, 1967, 68, 69  
 Wallace, Lou, 1957  
 Wallace, Ron, 1968, 69, 70  
 Wallace, Wade, 1978, 79  
 Waller, H.T., 1966

Ward, Charlie, 1989, 91, 92  
 Warren, Scott, 1976, 77, 78, 79  
 Warren, Terry, 1984, 85, 86, 87  
 Warren, Tommy, 1968, 69, 70  
 Watson, John, 1947  
 Weaver, Billy, 1955, 56, 57  
 Wells, Chuck, 1985  
 Weldon, Casey, 1988, 89, 90, 91  
 Wesley, Gil, 1977, 78, 79  
 West, Tom, 1962, 63, 64  
 Wessel, Joe, 1982, 83, 84  
 Wetherell, T.K., 1965, 66, 67  
 Wettstein, Max, 1963, 64, 65  
 Wheeler, Tom, 1982, 83  
 Whigham, Frank, 1970, 71  
 White, Gaylor, 1984, 85, 86  
 White, Randy, 1985, 86, 87  
 White, Tom, 1969, 70  
 Whitehead, Bud, 1958, 59, 60  
 Whitehead, Willie, 1960  
 Whitehurst, Dan, 1970, 71, 72  
 Whitmer, Bob, 1951  
 Whiting, Mike, 1978, 79, 80, 81  
 Whittington, David, 1988  
 Widner, Terry, 1982, 83  
 Williams, Alphonso, 1985, 86, 87, 88  
 Williams, Anthony, 1986  
 Williams, Blair, 1981, 82  
 Williams, Brian, 1981, 82, 83, 84  
 Williams, Dayne, 1986, 87, 88  
 Williams, Del, 1964, 65, 66  
 Williams, Dick, 1947  
 Williams, Eric, 1984, 85, 86, 87, 88  
 Williams, Isaac, 1982, 83, 84, 85  
 Williams, Phil, 1978, 79, 80, 81  
 Williams, Ricky, 1979, 80, 81, 82  
 Williams, Waldo, 1975, 76  
 Williamson, Larry, 1965, 66  
 Willis, Peter Tom, 1986, 88, 89  
 Wilmot, Horace, 1983  
 Wimberly, John, 1990, 92  
 Woodrich, Bob, 1950, 51, 52  
 Woodham, Wally, 1977, 78, 79  
 Woolford, Gary, 1975, 76  
 Wooten, Jerry, 1963  
 Wyche, John, 1987, 89, 90

## X-Y-Z

Xanders, Brian, 1992  
 Yeldell, Bill, 1968  
 Yeomans, Tony, 1986, 87, 88, 89  
 Young, Tommy, 1981, 82  
 Zaffran, Ted, 1969, 70  
 Zion, Harvey, 1966, 67, 68



# SEMINOLE ALL-AMERICANS

## 1962

Gene McDowell (LB) ..... AP (3)

## 1964

Fred Biletnikoff (SE) ..... AP (1), FWA (1), NEA (1), FN (1),  
NY NEWS (1), UPI (2), AFC (2), **NCAA**

## 1966

Del Williams (OG) ..... AP (2)

## 1967

Kim Hammond (QB) ..... AP (2), UPI (2)  
Ron Sellers (FL) ..... AP (1), AFC (1), NEA (1), FN (1),  
UPI (2), FWA (2), **NCAA**

## 1968

Ron Sellers (FL) ..... AP (1), AFC (1), FN (1), SN (1),  
TIME (1), UPI (2), NEA (2), FWA (2)  
Dale McCullers (LB) ..... AP (3)  
Jack Fenwick (OL) ..... AP (HM)  
Bill Cappleman (QB) ..... AP (HM)

## 1971

Rhett Dawson (WR) ..... AP (3)

## 1972

Larry Strickland (LB) ..... AP (HM)  
Gary Huff (QB) ..... AFC (1), GRID (1), TIME (1),  
CH (1), CFW (1), FN (2), UPI (2), AP (HM)  
Barry Smith (WR) ..... AFC (1), CH (1), AP (2),  
UPI (2), US (2), FN (3)  
James Thomas (DB) ..... TIME (1), CFW (1), US (1)

## 1976

Gil Wesley (C) ..... FN (3)

## 1977

Wade Johnson (OG) ..... AP (HM)  
Willie Jones (DE) ..... AP (HM)  
Larry Key (RB) ..... AP (HM)  
Ron Simmons (MG) ..... AP (HM), FN (HM), FN (FR)  
Nat Terry (DB) ..... AP (HM)

## 1978

Jackie Flowers (WR) ..... AP (HM), SN (HM)  
Nate Henderson (OT) ..... AP (HM)  
Willie Jones (DE) ..... UPI (2), AP (HM), SN (HM)  
Ron Simmons (MG) ..... FN (3), AP (HM)

## 1979

Monk Bonasorte (DB) ..... AP (3)  
Jackie Flowers (WR) ..... UPI (2), FN (2)  
Mike Good (OG) ..... AP (HM)  
Jimmy Jordan (QB) ..... SN (HM)  
Ron Simmons (MG) ..... AP (1), UPI (1), CAMP, FN (1),  
KOD, **NCAA**  
Scott Warren (DE) ..... CH (1), AP (HM)  
Gil Wesley (C) ..... CH (1)

## 1980

Monk Bonasorte (DB) ..... FN (2), AP (HM)  
Bobby Butler (DB) ..... NEA (1), AP (3)  
Greg Futch (OG) ..... AP (HM)  
Reggie Herring (LB) ..... AP (2)

Ken Lanier (OT) ..... AP (2)  
Mark Macek (OT) ..... AP (HM)  
Paul Piurowski (LB) ..... AP (HM)  
Ron Simmons (MG) ..... UPI (1), KOD, SN (1), FN (3), **NCAA**  
Rohn Stark (P) ..... KOD, UPI (1), SN (1), FN (3)

## 1981

Greg Allen (TB) ..... FN (FR)  
Garry Futch (DT) ..... AP (HM)  
Tom McCormick (C) ..... AP (HM)  
Rohn Stark (P) ..... SN (1), UPI (1), NEA (1), HI (1)  
Barry Voltapetti (OT) ..... AP (HM)

## 1982

Greg Allen (TB) ..... AP (HM)  
Alphonso Carreker (DT) ..... AP (HM)  
Harvey Clayton (DB) ..... AP (HM)  
Jamie Dukes (OG) ..... FN (FR)  
Hassan Jones (WR) ..... FN (FR)  
Tom McCormick (C) ..... AP (HM)  
Isaac Williams (DL) ..... FN (FR)  
Ricky Williams (RB) ..... AP (HM)  
Tommy Young (LB) ..... AP (HM)

## 1983

Greg Allen (TB) ..... UPI (1), CAMP, FN (2), AP (3), **NCAA**  
Alphonso Carreker (DT) ..... FN (3), AP (HM)  
Tom McCormick (C) ..... AP (HM)  
Herbert Harp (OL) ..... FN (HM)  
Jamie Dukes (OG) ..... FN (HM)

## 1984

Greg Allen (TB) ..... CAMP, FN (1), UPI (2), AP (3)  
Louis Berry (P) ..... AP (HM)  
Jamie Dukes (OG) ..... FN (2), AP (HM)  
Jessie Hester (WR) ..... AP (HM), FN (HM)  
Derek Schmidt (KS) ..... AP (HM)  
Henry Taylor (ILB) ..... AP (HM)

## 1985

Louis Berry (P) ..... AP (HM)  
Jamie Dukes (OG) ..... CAMP, FWA (1), UPI (2), AP (2),  
FN (3), **NCAA**  
Chip Ferguson (QB) ..... FN (FR-2)  
Victor Floyd (TB) ..... AP (HM)  
John Ionata (OT) ..... FN (HM), AP (HM)  
Hassan Jones (WR) ..... AP (HM)  
Pablo Lopez (OT) ..... FN (SO-3)  
Martin Mayhew (CB) ..... FN (HM), AP (HM)  
Paul McGowan (ILB) ..... FN (SO-2), AP (HM)  
Gerald Nichols (DT) ..... AP (HM)  
Derek Schmidt (KS) ..... UPI (HM), AP (HM)  
Stan Shiver (SS) ..... FN (FR-2)  
Pat Tomberlin (OG) ..... AP (HM)  
Isaac Williams (OT) ..... FN (HM), AP (HM)

## 1986

Louis Berry (P) ..... AP (HM)  
Pat Carter (TE) ..... AP (HM)  
Steve Gabbard (DT) ..... FN (SO-2)  
Fred Jones (ILB) ..... AP (HM)  
Jason Kuipers (OG) ..... FN (SO-3)  
Paul McGowan (ILB) ..... AP (HM)  
Gerald Nichols (DT) ..... AP (HM)  
Deion Sanders (CB) ..... SN (1), AP (3), FN (SO), UPI (HM)

# FSU's Consensus All-Americans



**Fred Biletnikoff**  
1964



**Greg Allen**  
1983



**LeRoy Butler**  
1989



**Ron Sellers**  
1967



**Jamie Dukes**  
1985



**Terrell Buckley**  
1991



**Ron Simmons**  
1979-80



**Deion Sanders**  
1987-88



**Marvin Jones**  
1991-92

Derek Schmidt (KS) ..... AP (HM)  
Sammie Smith (TB) ..... FN (FR)  
Pat Tomberlin (OG) ..... AP (HM), FN (SO-2)

## 1987

Pat Carter (TE) ..... SN (1), AP (2)  
Herb Gainer (WR) ..... AP (HM)  
Odell Haggins (NG) ..... AP (HM)  
Eric Hayes (DT) ..... AP (HM)  
Jason Kuipers (OG) ..... AP (HM)  
Paul McGowan (ILB) ..... AP (1), SN (1), FN (1)  
Deion Sanders (CB) ..... AP (1), UPI (1), FWA (1), SN (1),  
FN (1), CAMP, KOD, SH, **NCAA**

Derek Schmidt (KS) ..... AP (3)  
Sammie Smith (TB) ..... AP (HM)  
Pat Tomberlin (OT) ..... AP (3)  
Terry Warren (OLB) ..... AP (HM)

## 1988

Terry Anthony (WR) ..... AP (HM), SN (HM)  
Chip Ferguson (QB) ..... AP (HM), UPI (HM)  
Steve Gabbard (DT) ..... AP (HM)  
Odell Haggins (NG) ..... AP (2), SN (HM)  
Joey Ionata (OT) ..... AP (HM)  
Jason Kuipers (OG) ..... AP (HM)  
Bruce LaSane (WR) ..... SN (HM)  
Ronald Lewis (WR) ..... AP (HM), SN (HM)  
Deion Sanders (CB) ..... AP (1), UPI (1), FWA (1), SN (1),  
FN (1), CAMP, KOD, **NCAA**

Stan Shiver (SS) ..... AP (HM)  
Kelvin Smith (ILB) ..... AP (HM)  
Sammie Smith (TB) ..... AP (HM)  
Pat Tomberlin (OT) ..... AP (2), UPI (2), SN (2), FN (2), CAMP  
Dayne Williams (FB) ..... SN (HM)

## 1989

Terry Anthony (WR) ..... SN (HM)  
LeRoy Butler (CB) ..... AP (1), UPI (1), CAMP, SN (HM), **NCAA**  
Kirk Carruthers (ILB) ..... SN (HM)  
Dexter Carter (TB) ..... SN (HM)  
Lawrence Dawsey (WR) ..... SN (HM)

Odell Haggins (NG) ..... KOD, CAMP, UPI (2), FN (2), SN (HM)  
Eric Hayes (DT) ..... SN (HM), FN (3)  
Ronald Lewis (WR) ..... SN (HM)  
Michael Tanks (C) ..... AP (1), FWA (1), UPI (2), SN (HM)  
Peter Tom Willis (QB) ..... UPI (HM), SN (HM)

## 1990

Terrell Buckley (CB) ..... AP (2), SN (2), FN (2)  
Lawrence Dawsey (WR) ..... AP (1), FWA (1), SN (2), FN (3)  
Marvin Jones (ILB) ..... AP (3)

## 1991

Terrell Buckley (CB) ..... AP (1), UPI (1), KOD, FWA (1),  
CAMP, SN (1), FN (1), SH (1), **NCAA**  
Kirk Carruthers (ILB) ..... UPI (HM)  
Marvin Jones (ILB) ..... AP (1), UPI (1), FWA (1), CAMP,  
SN (1), SH (1), FN (3), **NCAA**  
Amp Lee (TB) ..... CAMP, FN (3), SH (HM), UPI (HM)  
Kevin Mancini (OT) ..... UPI (HM)  
Patrick McNeil (OG) ..... FN (FR)  
Casey Weldon (QB) ..... CAMP, FN (1), SH (1), AP (2),  
SN (2), UPI (HM)

## 1992

Derrick Brooks (OLB) ..... FN (SO)  
Marvin Jones (ILB) ..... AP (1), UPI (1), KOD (1), FWA (1),  
CAMP, SN (1), SH (1), FN (1), CPFW (1), **NCAA**  
Patrick McNeil (OG) ..... FN (SO)  
Corey Sawyer (CB) ..... AP (2), FN (2), UPI (HM), FN (SO)  
Robert Stevenson (OT) ..... FN (2), UPI (HM)  
Lewis Tyre (OG) ..... FN (FR)  
Tamarick Vanover (WR/KR) ..... SN (1), CPFW (1), FN (FR)  
Charlie Ward (QB) ..... AP (3), SN (2), UPI (HM), SH (HM)

**KEY** — AP-Associated Press; UPI-United Press International; FN-Football News; AFC-American Football Coaches; NEA-Newspaper Enterprises Association; TIME-Time Magazine; NY NEWS-New York Daily News; SH-Scripts Howard; SN-Sporting News; FWA-Football Writers Association; KOD-Kodak; CAMP-Walter Camp; CPFW-College & Pro Football Weekly; GRID-Gridiron; HI-Hartford Insurance; CH-Churchmans; US-Universal Sports; NCAA-NCAA Consensus; (1) First Team; (2) Second Team; (3) Third Team; (HM) Honorable Mention; (FR) Freshman Team; (SO) Sophomore Team



# ALL-ACC & OTHER HONORS

## FSU's 1992 All-ACC Picks

### FIRST TEAM

Derrick Brooks .....OLB  
Marvin Jones .....ILB  
Corey Sawyer .....CB  
Robert Stevenson .....OT  
Charlie Ward .....QB

### SECOND TEAM

Robbie Baker .....C  
Loon Fowler .....FS  
Patrick McNeil .....OG  
Tamarick Vanover .....WR

## All-South Independent

### 1968 First Team

Bill Cappleman .....QB  
John Crowe .....DB  
Jack Fenwick .....OT  
Dale McCullers .....LB  
Ron Sellers .....FL

### 1969 First Team

Tom Bailey .....RB  
Bill Cappleman .....QB  
Bill Lohse .....LB  
Robert McEachern .....DL  
Tim Tyson .....TE  
Ron Wallace .....DE

### 1970 First Team

Rhett Dawson .....WR  
Allen Dees .....C  
Robert McEachern .....DL  
James Thomas .....DB  
Tommy Warren .....QB  
**HONORABLE MENTION**  
Tom Bailey .....RB  
Duane Carrell .....P  
Frank Fontes .....KS  
Bill Lohse .....LB  
Eddie McMillian .....DB

### 1971 First Team

Rhett Dawson .....WR  
Frank Fontes .....KS  
Gary Huff .....QB  
Larry Strickland .....LB  
Joe Strickler .....DT  
James Thomas .....DB  
**HONORABLE MENTION**  
Charles Hunt .....DL  
Bill Shaw .....DL  
Dan Whitehurst .....DL

### 1972 First Team

Phil Arnold .....OG  
Gary Huff .....QB  
Hodges Mitchell .....RB  
Gary Parris .....TE  
Barry Smith .....WR  
Larry Strickland .....LB  
**HONORABLE MENTION**  
James Thomas .....DB

### 1973 HONORABLE MENTION

Don Sparkman .....OT

### 1974 First Team

Burt Cooper .....LB  
Mike Shumann .....WR

### Second Team

Joe Downey .....P  
Greg Johnson .....DL  
Larry Key .....RB  
**HONORABLE MENTION**  
Leon Bright .....RB  
Jeff Gardner .....OG  
Joe Goldsmith .....TE

### 1975 First Team

Jeff Gardner .....OG  
Bobby Jackson .....DB  
**HONORABLE MENTION**  
Leon Bright .....RB  
Aaron Carter .....LB  
Willie Jones .....DT  
Larry Key .....RB  
Lee Nelson .....DB  
Mike Shumann .....WR  
Clyde Walker .....QB

### 1976 First Team

Ed Beckman .....TE  
Jon Thames .....OT

### 1977 First Team

Wade Johnson .....OG  
Willie Jones .....DE  
Larry Key .....RB

Mike Shumann .....WR  
Nat Terry .....DB

### Second Team

Bill Duley .....P  
Ron Simmons .....MG

### 1978 First Team

Jackie Flowers .....WR  
Mike Good .....OG  
Nate Henderson .....OT  
Willie Jones .....DE  
Ron Simmons .....MG

### Second Team

Dave Cappelen .....KS  
Jimmy Jordan .....QB

### 1979 First Team

Jackie Flowers .....WR  
Mike Good .....OG  
Ken Lanier .....OT  
Scott Warren .....DE  
Ron Simmons .....MG

### Second Team

Monk Bonasorte .....DB  
Bobby Butler .....DB  
Dave Cappelen .....PK  
Reggie Herring .....LB  
Mark Lyles .....RB

### 1980 First Team

Monk Bonasorte .....DB  
Bobby Butler .....DB  
Bill Capece .....PK  
Greg Futch .....OG  
Reggie Herring .....LB  
Ken Lanier .....OT  
Mark Macek .....DT  
Rohn Stark .....P

### Second Team

Garry Futch .....DT  
Paul Piurowski .....LB  
Sam Platt .....RB

### 1981 First Team

Jarvis Coursey .....DE  
Tom McCormick .....C  
Rohn Stark .....P  
Barry Voltapetti .....OT

### Second Team

Sam Childers .....TE  
Garry Futch .....DT  
James Harris .....DB  
Mike Whiting .....RB  
Greg Allen .....RB

### 1982 First Team

Greg Allen .....RB  
Tom McCormick .....C  
Alphonso Carreker .....DT  
Harvey Clayton .....DB

### Second Team

Larry Harris .....DB  
Jessie Hester .....WR  
Kelly Lowrey .....QB

Ricky Render .....OL  
Ken Roe .....LB  
Ricky Williams .....RB  
Tommy Young .....LB

### 1983 First Team

Greg Allen .....RB  
Alphonso Carreker .....DT  
Tom McCormick .....C

### Second Team

Jamie Dukes .....OG  
John Ionata .....OT  
Weegie Thompson .....WR

### 1984 First Team

Greg Allen .....RB  
Louis Berry .....P  
Jamie Dukes .....OG  
Jessie Hester .....WR  
Derek Schmidt .....KS  
Henry Taylor .....ILB

### Second Team

John Ionata .....OT

### 1985 First Team

Jamie Dukes .....OG  
John Ionata .....OT  
Hassan Jones .....WR  
Derek Schmidt .....KS  
Paul McGowan .....ILB  
Isaac Williams .....DT

### Second Team

Pat Tomberlin .....OG  
Victor Floyd .....TB  
Martin Mayhew .....CB  
Gerald Nichols .....DT

### 1986 First Team

Louis Berry .....P  
Gerald Nichols .....DT  
Pat Carter .....TE  
Paul McGowan .....ILB  
Deion Sanders .....CB  
Pat Tomberlin .....OT

### Second Team

Herb Gainer .....WR  
Fred Jones .....ILB  
Derek Schmidt .....KS

### 1987 First Team

Pat Carter .....TE  
Eric Hayes .....DT  
Paul McGowan .....ILB  
Deion Sanders .....CB  
Derek Schmidt .....KS  
Sammie Smith .....TB  
Pat Tomberlin .....OT  
Terry Warren .....OLB

### Second Team

Odeil Haggins .....NG  
Herb Gainer .....SE  
Jason Kuipers .....OG

### 1988 First Team

Terry Anthony .....WR  
Pat Tomberlin .....OT  
Jason Kuipers .....OG  
Odeil Haggins .....NG  
Deion Sanders .....CB

### Second Team

Ronald Lewis .....WR  
Joey Ionata .....OT  
Chip Ferguson .....QB  
Sammie Smith .....TB  
Steve Gabbard .....DT  
Kelvin Smith .....ILB  
Stan Shiver .....SS

### 1989 First Team

Michael Tanks .....C  
Peter Tom Willis .....QB  
John Brown .....OT  
Lawrence Dawsey .....WR  
Odeil Haggins .....NG  
LeRoy Butler .....CB  
Kirk Carruthers .....ILB

### Second Team

Eric Hayes .....DT  
Shelton Thompson .....OLB

### 1990 First Team

Lawrence Dawsey .....WR  
Terrell Buckley .....CB  
Marvin Jones .....ILB  
Amp Lee .....TB  
Mike Morris .....OG

### Second Team

Kirk Carruthers .....ILB  
Reggie Johnson .....TE  
Hayward Haynes .....OG  
Edgar Bennett .....FB  
Bill Ragans .....SS

### 1991 First Team

Terrell Buckley .....CB  
Kirk Carruthers .....ILB  
Marvin Jones .....ILB  
Amp Lee .....TB  
Kevin Mancini .....OT  
Mike Morris .....OG  
Carl Simpson .....DE  
Casey Weldon .....QB

### Second Team

Edgar Bennett .....FB  
Howard Dinkins .....OLB  
Robert Stevenson .....OT

## Little All-Americans

1948 --- Hugh Adams (T)  
1949 --- Hugh Adams (T)  
1950 --- Jerry Morrill (T)  
1951 --- Bill Dawkins (G)  
1952 --- Curt Campbell (E)  
1954 --- Al Makowiecki (G)

# PIPELINE TO THE PROS

Deion Sanders, Terrell Buckley, Lawrence Dawsey, Hassan Jones, Rohn Stark, Peter Tom Willis and Jamie Dukes. Just a few of the many Seminoles who have traveled the well-worn path between Tallahassee and the National Football League since Bobby Bowden's arrival at Florida State in 1976.

Of 125 FSU players drafted since 1951, 71, or 57 percent, played under Bowden during his 17-year tenure at Florida State. Of those 71 Bowden draftees, 46 spent at least one complete season on an NFL roster.

Since the end of the 1987 season alone, a total of 34 Seminoles have been selected in the NFL draft. True to form, Florida State produced another bumper crop of talent in 1992, sending six players to the next league.

Those six were led by Marvin Jones, 1992 Lombardi and Butkus Awards winner, who surpassed all previous Florida State draftees when the New York Jets made him the fourth pick overall. He became the highest FSU selection ever, replacing Deion Sanders and Terrell Buckley, who were both selected fifth overall.

Of the six Seminoles selected in the 1992 draft, five were taken in the first four rounds. Defense was the theme of this year's draft for FSU. In addition to Jones, defensive ends Carl Simpson (Chicago) and Dan Footman (Cleveland), and outside linebacker Reggie Freeman (New Orleans) were all selected in the second round. They were joined by outside linebacker Sterling Palmer, who was Washington's fourth round choice. Speedy wide receiver Shannon Baker rounded out the Florida State draft when he was taken in round eight (Atlanta).

Since 1969, when Ron

Sellers became FSU's first first-rounder, 11 Tribe football players have been NFL first round selections. Twice, Florida State has had two players selected in the first round. The 1973 draft saw FSU career touchdown reception leader Barry Smith and free safety J.T. Thomas chosen first by the Green Bay Packers and Pittsburgh Steelers, respectively. Thomas would go on to play in three Super Bowls with the Steelers during his eight-year career. More recently, All-America cornerback Deion Sanders and single season rushing leader Sammie Smith went in the first round of the 1989 draft to the Atlanta Falcons and Miami Dolphins, respectively.

It hasn't always been the first, or even second, round Seminoles who have made the greatest impression on the NFL. Jesse Solomon and Garth Jax are examples of late round selections who are still in the league after eight years. Offensive lineman Jamie Dukes and punter Rick Tuten were never drafted, but signed free agent contracts and have enjoyed successful pro careers. Marion Butts, who lagged in the shadows of Smith at FSU, was drafted in the seventh round in 1989 and has become an NFL Pro Bowl player for the San Diego Chargers.

In 1992, 12 of Florida State's 23 seniors were drafted or signed free agent contracts. Of those, six players spent all or part of the next season on a professional roster. The Tribe's entire 1991 starting backfield was drafted — tailback Amp Lee (San Francisco) in the second round, fullback Edgar Bennett (Green Bay) and quarterback Casey Weldon (Philadelphia) in the fourth. They were joined by former Seminole teammates Terrell Buckley (Green Bay), Howard Dinkins (Atlanta) and Brad Johnson (Minnesota) in making FSU's 1992 draft class one of its most successful. They brought the total of Seminole football alumni in the National Football League to 33.

Without a doubt, FSU's greatest pro ever was Oakland Raiders wide receiver Fred Biletnikoff, a 1964 All-American at Florida State who starred for 13 seasons with the Silver and Black and made the Pro Bowl

four times during a five-year span. Biletnikoff played in nine AFL/AFC title games and a pair of Super Bowls, earning Most Valuable Player honors in Super Bowl XI. In 1988, he became the first former Seminole elected to the Pro Football Hall of Fame.

Florida State continues to build on its reputation as "Cornerback U," with its professional draft choices. A listing of former Seminoles in the NFL by position shows that Florida State has sent more defensive backs to the league than any other position. Eighteen FSU grads have roamed the secondary for professional teams. They may have had to cover one of 15 former Seminoles who played receiver in the pros. There have been 11 defensive linemen and 11 FSU linebackers in professional football.

A total of 12 NFL running backs wore the Garnet and Gold, while eight offensive linemen went to Florida State. Seven tight ends and eight former FSU quarterbacks made it at least one season in pro football.

Entering 1993, 26 former Seminoles are on professional rosters and several have had long and illustrious careers, including defensive back Bobby Butler of the Atlanta Falcons and Denver Broncos offensive lineman Ken Lanier, both of whom recently retired after 12 years in the league. Over the years, nine former Seminoles have played in Super Bowls. Five former FSU stars, including two sport standout Deion Sanders, have been selected to the Pro Bowl.

In the history of college football, few programs can boast of six consecutive top five national finishes. Yet, nothing speaks louder of Florida State's success during this span than the number of Seminoles that have "graduated" to the National Football League.



A year after leading Florida State to an 11-1 record and finishing second in the Heisman Trophy race, Tallahassee native Casey Weldon was a Philadelphia Eagle.



## 1993 FSU Professional Signings

PLAYER	ROUND	TEAM
Marvin Jones, ILB	1st	New York Jets
Carl Simpson, DE	2nd	Chicago Bears
Dan Footman, DE	2nd	Cleveland Browns
Reggie Freeman, OLB	2nd	New Orleans Saints
Sterling Palmer, OLB	4th	Washington Redskins
Shannon Baker, WR	8th	Atlanta Falcons
Robert Stevenson, OT	Free Agent	Atlanta Falcons

## Current NFL Rostered Players

Edgar Bennett	Green Bay Packers
Terrell Buckley	Green Bay Packers
LeRoy Butler	Green Bay Packers
Marion Butts	San Diego Chargers
Alphonso Carreker	Denver Broncos
Dexter Carter	San Francisco 49ers
Pat Carter	Los Angeles Rams
Lawrence Dawsey	Tampa Bay Buccaneers
Howard Dinkins	Atlanta Falcons
Dedrick Dodge	Seattle Seahawks
Jamie Dukes	Atlanta Falcons
Jessie Hester	Indianapolis Colts
Garth Jax	Phoenix Cardinals
Brad Johnson	Minnesota Vikings
Reggie Johnson	Denver Broncos
Hassan Jones	Cleveland Browns
Amp Lee	San Francisco 49ers
Ronald Lewis	Green Bay Packers
Martin Mayhew	Tampa Bay Buccaneers
Gerald Nichols	Tampa Bay Buccaneers
Deion Sanders	Atlanta Falcons
Jesse Solomon	Tampa Bay Buccaneers
Rohn Stark	Indianapolis Colts
Rick Tuten	Seattle Seahawks
Casey Weldon	Philadelphia Eagles
Peter Tom Willis	Chicago Bears



Tailback Amp Lee left FSU after his junior season to jump to the National Football League, where he starred for the San Francisco 49ers as a rookie in 1992.



The third member of Florida State's 1991 starting backfield to make it in the NFL was fullback Edgar Bennett, who joined a host of Florida State alumni with the Green Bay Packers.

## FSU Super Bowl Participants

Fred Biletnikoff, Oakland Raiders, 1968, 1977  
 J.T. Thomas, Pittsburgh Steelers, 1974, 1975, 1979  
 Willie Jones, Oakland Raiders, 1980  
 Dennis McKinnon, Chicago Bears, 1985  
 Ken Lanier, Denver Broncos, 1986, 1987, 1988, 1989  
 Zeke Mowatt, New York Giants, 1986  
 Alphonso Carreker, Denver Broncos, 1989  
 Rick Tuten, Buffalo Bills, 1991  
 Martin Mayhew, Washington Redskins, 1992

## FSU Consensus All-Rookie Selections

Bobby Jackson, New York Jets, 1987  
 Alphonso Carreker, Green Bay Packers, 1984  
 Lawrence Dawsey, Tampa Bay Buccaneers, 1991

## FSU's Pro Bowl Selections

Fred Biletnikoff, Oakland Raiders, 1971, 72, 74, 75  
 J.T. Thomas, Pittsburgh Steelers, 1978  
 Rohn Stark, Indianapolis Colts, 1986, 87, 91, 93  
 Marion Butts, San Diego Chargers, 1991  
 Deion Sanders, Atlanta Falcons, 1992, 93

# FLORIDA STATE ALL-TIME NFL LIST

PLAYER	TEAM	YEAR	DRAFT ROUND
Allen, Greg (RB)	Cleveland Browns	1965	2nd (1965)
	Tampa Bay Buccaneers	1966	
Amman, Richard (DE)	Baltimore Colts	1972-73	10th (Dallas-1972)
Anthony, Terry (WR)	Tampa Bay Buccaneers	1990-	11th (1990)
Avezzano, Joe (C)	New England Patriots	1966	6th (1966)
Bailey, Tom (RB)	Philadelphia Eagles	1971-74	10th (1971)
Beckman, Ed (TE)	Kansas City Chiefs	1977-84	Free Agent
Bennett, Edgar (FB)	Green Bay Packers	1992-	4th (1992)
Berry, Louis (P)	Atlanta Falcons	1987	Free Agent
Bilatnikoff, Fred (WR)	Oakland Raiders	1965-78	2nd (1968)
Bright, Leon (RB)	New York Giants	1981-83	Free Agent
	Tampa Bay Buccaneers	1984-85	
Butler, Bobby (CB)	Atlanta Falcons	1981-	1st (1981)
Butler, LaRoy (CB)	Green Bay Packers	1990-	2nd (1990)
Butts, Marion (RB)	San Diego Chargers	1989-	7th (1989)
Capecce, Bill (KS)	Tampa Bay Buccaneers	1991-83	12th (Oilers-1981)
Cappleman, Bill (QB)	Minnesota Vikings	1970	2nd (1970)
	Detroit Lions	1973	
Carreker, Alphonso (DT)	Green Bay Packers	1994-88	1st (1984)
	Denver Broncos	1989-	
Carroll, Duane (P)	Dallas Cowboys	1974	Free Agent
	Los Angeles Rams	1975	
	New York Jets	1976-77	
	St. Louis Cardinals	1977	
Carter, Dexter (RB)	San Francisco 49ers	1990-	1st (1990)
Carter, Pat (TE)	Detroit Lions	1988	2nd (1988)
	Los Angeles Rams	1989-90	
Clayton, Harvey (CB)	Pittsburgh Steelers	1983-86	Free Agent
	New York Giants	1987	
Coffield, Randy (LB)	Seattle Seahawks	1976	10th (1976)
	New York Giants	1978-79	
Cooper, Bert (LB)	Tampa Bay Buccaneers	1976	12th (Jets-1975)
Curchin, Jeff (OL)	Chicago Bears	1970	6th (1970)
	Buffalo Bills	1972	
Dawsey, Lawrence (WR)	Tampa Bay Buccaneers	1991-	3rd (1991)
Dawson, Bill (LB/TE/DE)	New England Patriots	1965	19th (1964)
Dawson, Rhett (WR)	Houston Oilers	1972	10th (1972)
	Minnesota Vikings	1973	
Dinkins, Howard (OLB)	Atlanta Falcons	1992-	3rd (1992)
Dodge, Dedrick (DB)	Seattle Seahawks	1991-	Free Agent
Dukes, Jamie (OL)	Atlanta Falcons	1986-	Free Agent
Feamater, Tom (T)	Baltimore Colts	1956	Free Agent
Fenner, Lane (WR)	San Diego Chargers	1968	7th (1968)
Floyd, Victor (RB)	San Diego Chargers	1989	11th (1989)
Gabbaro, Steve (OT)	Philadelphia Eagles	1989	Free Agent
	Green Bay Packers	1991	
Gaydos, Kent (WR)	Green Bay Packers	1975	12th (Raiders-72)
Glass, Chip (TE)	Cleveland Browns	1969-73	3rd (1969)
	New York Giants	1974	
Gray, Hector (DB)	Detroit Lions	1981-83	Free Agent
Guthrie, Grant (K)	Buffalo Bills	1970-73	6th (1970)
Hammond, Kim (QB)	Miami Dolphins	1968	6th (1968)
	New England Patriots	1968-70	
Hayes, Eric (DT)	Seattle Seahawks	1990-	5th (1990)
Hendley, Jim (C)	Atlanta Falcons	1987	Free Agent
Hermann, Dick (LB)	Oakland Raiders	1965	Free Agent
Hester, Jesse (WR)	Los Angeles Raiders	1985-87	1st (1985)
	Atlanta Falcons	1988	
	Indianapolis Colts	1990-	
Hester, Ron (LB)	Miami Dolphins	1982-84	6th (1982)
Huff, Gary (QB)	Chicago Bears	1973-77	2nd (1973)
	Tampa Bay Buccaneers	1977-78	
	San Francisco 49ers	1980	
Hunt, Charles (LB)	San Francisco 49ers	1973	10th (1973)
	Tampa Bay Buccaneers	1976	
Jackson, Bobby (DB)	New York Jets	1978-85	6th (1978)
Jax, Garth (LB)	Dallas Cowboys	1966-68	11th (1966)
	Phoenix Cardinals	1989-	
Johnson, Brad (QB)	Minnesota Vikings	1992-	9th (1992)
Johnson, Greg (DT)	Chicago Bears	1977	5th (Eagles-1977)
	Tampa Bay Buccaneers	1977	
	Baltimore Colts	1977	
Johnson, Reggie (TE)	Denver Broncos	1991-	2nd (1991)
Jones, Hassan (WR)	Minnesota Vikings	1986-	5th (1986)
Jones, Fred (LB)	Kansas City Chiefs	1987	Free Agent
Jones, Willie (DE)	Oakland Raiders	1979-82	2nd (1979)
Kimber, Bill (DE)	New York Giants	1959-60	Free Agent
	New England Patriots	1961	
Kinderman, Keith (RB)	San Diego Chargers	1963-64	3rd (1963)
	Houston Oilers	1965-68	
Lanier, Ken (OT)	Denver Broncos	1981-92	5th (1981)
Lee, Amp (TB)	San Francisco 49ers	1992-	2nd (1992)
Lewis, Ronald (WR)	San Francisco 49ers	1990-91	3rd (1990)
	Green Bay Packers	1992-	
	Seattle Seahawks	1987	Free Agent
Majors, Joe (DB)	Houston Oilers	1980	Free Agent
Mankins, Jim (RB)	Atlanta Falcons	1987	12th (Packers-66)
Mayhew, Martin (CB)	Washington Redskins	1989-92	10th (Bills-1988)
	Tampa Bay Buccaneers	1993-	
McCullers, Dale (LB)	Miami Dolphins	1969	12th (Rams-1969)
McKinnon, Dennis (WR)	Chicago Bears	1983-89	Free Agent
	Dallas Cowboys	1990	
	Miami Dolphins	1990-91	
	Dallas Cowboys	1983	Free Agent
McLean, Scott (LB)	Kansas City Chiefs	1988	11th (1988)
McManus, Danny (QB)	Los Angeles Rams	1973-75	4th (1973)
McMillan, Eddie (CB)	Seattle Seahawks	1976-77	Expansion Draft
	Buffalo Bills	1978	
Measeroll, Mark (T)	New Orleans Saints	1978	Free Agent
Moss, Anthony (LB)	New York Giants	1991	5th (1991)
Mowitz, Zeke (TE)	New York Giants	1983-89	Free Agent
	New England Patriots	1990-91	
Murdock, Les (K)	New York Giants	1967	Free Agent
Nelson, Lee (DB)	St. Louis Cardinals	1976-85	15th (1976)
Nichols, Gerald (DT)	New York Jets	1987-90	7th (1987)
	Tampa Bay Buccaneers	1991-	
Paige, Lee (DB)	Tampa Bay Buccaneers	1987	Free Agent
Parris, Gary (TE)	San Diego Chargers	1973-74	15th (1973)
	Cleveland Browns	1975-78	
	St. Louis Cardinals	1979-80	
Ponder, David (DT)	Dallas Cowboys	1985	Free Agent
Renn, Bobby (DB/WR)	New York Jets	1981	Free Agent
Romeo, Tony (TE)	Kansas City Chiefs	1981	19th (Wash-1981)
	New England Patriots	1982-87	
Sanders, Deion (CB)	Atlanta Falcons	1989-	1st (1989)
Scott, Stanley (DE)	Miami Dolphins	1987	Free Agent
Sellers, Ron (WR)	New England Patriots	1969-71	1st (1969)
	Dallas Cowboys	1972	
	Miami Dolphins	1973	
Shumann, Mike (WR)	San Francisco 49ers	1978-79	Free Agent
	Tampa Bay Buccaneers	1980	
	San Francisco 49ers	1981	
	St. Louis Cardinals	1982-83	
Smith, Barry (WR)	Green Bay Packers	1973-75	1st (1973)
	Tampa Bay Buccaneers	1976	Expansion Draft
Smith, Sammie (RB)	Miami Dolphins	1989-91	1st (1989)
	Denver Broncos	1992	
Solomon, Jesse (LB)	Minnesota Vikings	1986-89	12th (1986)
	Dallas Cowboys	1990	
	Tampa Bay Buccaneers	1991-	
Stark, Rohn (P)	Indianapolis Colts	1982-	2nd (1982)
Summer, Walt (DB)	Cleveland Browns	1969-74	7th (1969)
Tensi, Steve (QB)	San Diego Chargers	1965-66	4th (1965)
	Denver Broncos	1967-70	
Terry, Nat (DB)	Pittsburgh Steelers	1978	11th (1978)
	Detroit Lions	1978	
Thomas, J.T. (FS)	Pittsburgh Steelers	1973-77, 79-81	1st (1973)
	Denver Broncos	1982	
Thompson, Weegie (WR)	Pittsburgh Steelers	1984-89	4th (1984)
Tomberlin, Pat (OT)	Indianapolis Colts	1989-91	4th (1989)
Tuten, Rick (P)	Philadelphia Eagles	1989	Free Agent
	Buffalo Bills	1990	
	Seattle Seahawks	1991-	
Weldon, Casey (QB)	Philadelphia Eagles	1992-	4th (1992)
Wettstein, Max (TE)	Denver Broncos	1966	Free Agent
Whitehead, Bud (S)	San Diego Chargers	1961-68	16th (1961)
Williams, Del (C)	New Orleans Saints	1967-73	3rd (1967)
Willis, Pater Tom (QB)	Chicago Bears	1990-	3rd (1990)
Woolford, Gary (S)	New York Giants	1980	6th (Oilers-1977)



# SEMINOLE AWARD WINNERS



**25 FRED BILETNIKOFF**  
Wide Receiver, 1962-64  
1988 NFL Pro Football Hall of Fame  
1991 College Football Hall of Fame

Fred Biletnikoff started catching passes in high school in Erie, Pa., continued at Florida State, and went on to star with the Oakland Raiders.

In 1964, Biletnikoff ranked fourth in the nation with 57 receptions for 11 touchdowns. The Seminoles' first consensus All-American, he capped a super year with four touchdown catches in the Gator Bowl.

Biletnikoff was drafted by the Oakland Raiders in the second round of the 1965 draft. He went on to make the AFL all-star team twice and was selected to four AFC-NFC Pro Bowls in five years. He played in nine AFL/AFC title games, two Super Bowls and was the MVP of Super Bowl XI.

When his 14-year professional career came to an end after the 1978 season, Biletnikoff had caught 589 passes for 8,974 yards and 76 touchdowns. The Raiders never had a losing season during Biletnikoff's tenure; he caught 40 or more passes in 10 straight years.

In 1988, he became the first Seminole inducted into the Professional Football Hall of Fame. Three years later, he joined Ron Sellers, as the only Florida State alumni in the College Football Hall of Fame.



**34 RON SELLERS**  
Wide Receiver, 1966-68  
1988 College Football Hall of Fame

In December of 1988, former Seminole great and 1968 consensus All-American Ron Sellers became the first FSU player inducted into the College Football Hall of Fame.

The Palm Beach, Fla. native owned the NCAA receiving records for over 20 years. From 1966-68, Sellers caught 212 passes for 3,598 yards for Florida State. He averaged 119.9 yards per game and caught passes in a record 30 consecutive games. He had 18 100-yard receiving days and five 200-yard games. He still owns nearly every Florida State receiving record. Sellers caught 13 or more passes in a game seven times during his career.

The Seminoles played in three bowl games during the Sellers era. A player labeled "can't play, too fragile" by Coach Bill Peterson at first, Sellers was later called "simply the best college receiver I ever saw".



**38 PAUL MCGOWAN**  
Inside Linebacker, 1984-87  
1987 Butkus Award Winner

Calling the Butkus Award for linebackers, "the Heisman of the Bad Guys", FSU inside linebacker Paul McGowan accepted the award from Dick Butkus himself in December of 1987.

The 6-1, 230-pound McGowan won the

## A Tradition of Excellence

"Tradition." When it comes to college football, the word conjures up images of Knute Rockne, Bear Bryant, no-helmet football and the Army-Navy game. Schools celebrating their 100th year of football boast of a grand "tradition".

But Florida State, in only its 47th season of football, has proven that it doesn't take 100 years to build tradition. All it takes is success. With success come all the things that make up a great college football tradition — award winners, All-Americans, "classic" games and legendary coaches.

Florida State doesn't match its rivals in years of tradition. But the Seminoles have matched and surpassed some older brethren in success. For example:

- ▼ FSU is one of only three schools to compile six straight Top Four national rankings, a streak that is still alive in 1993.
- ▼ The Seminoles rank sixth all-time in bowl winning percentage with a 12-7-2 record.
- ▼ With eight straight victories, FSU owns the NCAA record for bowl wins in consecutive seasons. Florida State's 11 straight bowl games without a loss is also an NCAA record.
- ▼ Florida State Head Coach Bobby Bowden is the first coach in Division I history to compile six straight 10-win seasons.
- ▼ Four Seminole defensive players have finished in the Top 10 in balloting for the Heisman Trophy.

Individually, Florida State players have earned consensus All-America recognition 12 times, including six in the past six years. Marvin Jones was the latest FSU consensus choice, and the third two-time selection.

The Seminole trophy case is getting full, too. Florida State players have earned two Jim Thorpe Awards, two Butkus Awards, a Lombardi and a Unitas Golden Arm. Seminole players are regularly named finalists for these honors and others.

These are just a few examples of FSU's winning tradition, a tradition passed from team to team and player to player that builds with each passing season.

Florida State University may have one of the shortest traditions in college football, in years. But in terms of quality, success and excellence — in its All-Americans, its many bowl teams, its hall of fame selections and its national award winners — Seminole football boasts a tradition few schools can match.

award by a one-point margin over Ohio State's Chris Spielman. McGowan won the award based on a senior season in which he totalled 150 tackles, including 97 solo stops and 11 behind the line of scrimmage. He was named to the *Associated Press*, *Sporting News* and *Football News* first team All-America squads.



**2 DEION SANDERS**  
**Cornerback, 1985-88**  
**1988 Jim Thorpe Award**

One of the best athletes ever to wear a Florida State uniform, cornerback Deion Sanders won the Jim Thorpe Award as the top defensive back of 1988.

Sanders collected the prize after a career which saw him gather 14 career interceptions, not including three in bowl games. In his junior and senior seasons, FSU went 11-1 with a pair of New Year's Day bowl wins. In 1988, Sanders ranked in the top 10 nationally with five interceptions in nine games. He was the nation's top punt returner, averaging 15.2 yards per return.

The Ft. Myers, Fla. native ranks third on the FSU career interceptions chart and holds most of the school's punt return records.

A three-sport star in football, baseball and track at Florida State, Sanders was fifth pick in the 1989 NFL draft by the Atlanta Falcons. He became a successful two-spot pro — elected to the Pro Bowl twice in football and starting in centerfield for the national league champion Atlanta Braves.



**27 TERRELL BUCKLEY**  
**Cornerback, 1989-91**  
**1991 Jim Thorpe Award Winner**

In 1991, Terrell Buckley capped the best season ever by a Florida State cornerback by becoming the second Seminole ever to win the Jim Thorpe Award.

A junior, Buckley blew away the Florida State record for interceptions with 12 in 1991. He intercepted passes in eight of FSU's 12 regular season contests to lead the country in pickoffs. Against Michigan in Ann Arbor, his interception and 40-yard return for a touchdown on the game's first play set the stage for a 51-31 Florida State win.

A native of Pascagoula, Miss., Buckley also demolished the Florida State career record with 21 INTs in just three seasons. His 470 career return yards broke an NCAA record that had stood since 1974. Following the year, Buckley entered the NFL draft and was selected by the Green Bay Packers with the fifth pick in the first round.



**55 MARVIN JONES**  
**Inside Linebacker, 1990-92**  
**1992 Butkus Award Winner**  
**1992 Lombardi Award Winner**

The top player in the nation in 1992, Marvin Jones became the first Seminole to capture two national awards in the same year when he earned both the Butkus Award for linebackers

and the Lombardi Award for linemen and linebackers following his junior season.

Florida State's third two-time consensus All-American, Jones tallied 111 tackles and seven tackles for loss in 1992 while leading the Seminoles to an 11-1 record. He made 10 or more tackles in nine games and finished fourth in balloting for the Heisman Trophy.

He finished his career seventh on FSU's career tackle chart with 369, and third on the all-time list with 28 tackles for loss. A first team All-ACC choice out of Miami, Fla., Florida State tailored its nationally-ranked defense to Jones' strength in 1992.

Jones left Tallahassee after his junior season for the NFL, where he became the highest Seminole draft choice ever when he was selected fourth overall by the New York Jets.

## Seminole Retired Numbers

Since Florida State University first fielded an intercollegiate football team 46 years ago, only three numbers have been retired. Those numbers — 25, 34, and 50 — belonged to three of the greatest players in Florida State football history — Fred Biletnikoff, Ron Sellers and Ron Simmons.

### 25 Fred Biletnikoff

Biletnikoff played wide receiver at Florida State from 1961-64 under Head Coach Bill Peterson. He was FSU's first consensus All-American. As a senior, he ranked fourth in the nation with 57 receptions for 11 touchdowns, not including four touchdown catches in the Gator Bowl. Following his collegiate success, Biletnikoff went on to star for the Oakland Raiders of the National Football League for 14 years. During that time, he played in four Pro Bowls and was the Most Valuable Player of Super Bowl XI.

### 34 Ron Sellers

Sellers remains the most prolific receiver in FSU history. He held most of the NCAA receiving records from the end of his senior season in 1968 until 1987. A flanker for Florida State from 1966 to 1968, he accumulated 3,979 yards on 240 receptions. Sellers' career was marked by consistency, quality and quantity. He caught passes in 30 consecutive games, averaging 119.9 yards per game. Sellers also led Florida State to three bowl games during his playing days.

### 50 Ron Simmons

The greatest defender in Florida State history, Ron Simmons' number 50 was retired in 1988. Simmons anchored the center of the defense that took FSU to a pair of Orange Bowl appearances in 1979 and 1980, resulting in FSU's highest national rankings ever at that time. A dominating noseguard and the Tribe's first two-time consensus All-American, Simmons seemed to camp out in opponents' backfields. He totalled 25 quarterback sacks and 44 tackles for loss — both Florida State records — during his career. He is the lone Seminole defender to have his number retired.



Twenty-five years after the end of his career, Ron Sellers still owns almost all of Florida State's receiving records.





# YEAR-BY-YEAR RECORD

## Ed Williamson

(1947) -----0-5-0

Ed Williamson was appointed Florida State's first coach just a few weeks before the inaugural football season. He had no stadium, no scholarships and no team name. With only 45 ex-high school players, his teams came close to winning three games that year, although it finished 0-5. Williamson was not paid for coaching the team.

1947 (0-5)	FSU	FOE
Stetson (H)	6	14
Cumberland (A)	0	6
Tennessee Tech (H)	6	27
Troy State (H)	6	36
Jacksonville State (H)	0	7
<b>Total</b>	<b>18</b>	<b>90</b>

## Don Veller

(1948-52) -----31-12-1

Don Veller won 30 of his first 34 games as head coach at FSU before the Seminoles began playing a major college schedule. His overall record included an undefeated (8-0) season in 1950, the year the Tribe moved into Doak Campbell Stadium. Veller, who still resides in Tallahassee, owns the second highest winning percentage of FSU coaches (.716). He is credited with laying the early foundation for the FSU football program.

1948 (7-1)	FSU	FOE
Cumberland (H)	30	0
Erskine (A)	6	14
Millsaps (A)	7	6
Stetson (A)	18	7
Mississippi College (H)	26	6
Livingston State (H)	12	6
Troy State (A)	20	13
Tampa (H)**	33	12
<b>Total</b>	<b>152</b>	<b>64</b>

1949 (9-1)	FSU	FOE
Whiting Field (H)	74	0
Mississippi College (A)	33	12
Erskine (H)	26	7
Sewanee (A)	6	0
Stetson (H)	33	14
Livingston State (A)	6	13
Millsaps (H)**	40	0
Tampa (A)	34	7
Troy State (H)	20	0
<b>CIGAR BOWL</b>		
Wofford (N)	19	6
<b>Total</b>	<b>291</b>	<b>59</b>

1950 (8-0)	FSU	FOE
Troy State (A)	26	7
Randolph Macon (H)	40	7
Howard (H)	20	6
Newberry (A)	24	0
Sewanee (H)**	14	8
Stetson (A)	27	7
Mississippi College (H)	33	0
Tampa (H)	35	19
<b>Total</b>	<b>219</b>	<b>54</b>

1951 (6-2)	FSU	FOE
Troy State (H)	40	0
Miami (FL) (A)	13	35
Delta State (H)	34	0
Sul Ross State (H)	35	13
Stetson (H)**	13	10
Jacksonville Navy (A)	39	0
Wofford (H)	14	0
Tampa (H)	6	14
<b>Total</b>	<b>194</b>	<b>72</b>

1952 (1-8-1)	FSU	FOE
Louisiana Tech (H)	13	32
Louisville (H)	14	41
VMI (H)	7	28
N. Carolina State (A)	7	13
Stetson (N)	6	6
Mississippi So. (H)	21	50
Furman (H)**	0	9
Georgia Tech (A)	0	30
Wofford (A)	27	13
Tampa (H)	6	39
<b>Total</b>	<b>101</b>	<b>261</b>

## Tom Nugent

(1953-58) -----34-28-1

Tom Nugent had a successful coaching stint at Florida State, as indicated by his 34-28-1 record in six years at the Seminole helm. Florida State participated in two bowl games during Nugent's tenure and his 1958 squad was the first FSU team to play Florida. Nugent also served as athletic director while head coach of the Seminoles.

1953 (5-5)	FSU	FOE
Miami (FL) (A)	0	27
Louisville (H)	59	0
Abilene Christian (H)	7	20
Louisiana Tech (A)	21	32
VMI (H)	12	7
Mississippi So. (A)	0	21
Furman (H)	7	14
Stetson (H)**	13	6
N. Carolina State (H)	23	13
Tampa (A)	41	6
<b>Total</b>	<b>183</b>	<b>146</b>

1954 (8-4)	FSU	FOE
Georgia (H)	0	14
Abilene Christian (H)	0	13
Louisville (A)	47	6
Villanova (H)	52	13
N. Carolina State (A)	13	7
Auburn (A)	0	33
VMI (A)	33	19
Furman (H)**	33	14
Stetson (A)	47	6
Mississippi So. (H)	19	18
Tampa (A)	13	0
<b>SUN BOWL</b>		
Texas Western (A)	20	47
<b>Total</b>	<b>277</b>	<b>190</b>

1955 (5-5)	FSU	FOE
N. Carolina State (H)	7	0
Miami (FL) (A)	0	34
Virginia Tech (H)	20	24
Georgia (H)	14	47
Georgia Tech (A)	0	34
Villanova (H)	16	13
Furman (A)	19	6
The Citadel (H)**	39	0
Mississippi So. (A)	6	21
Tampa (A)	26	7
<b>Total</b>	<b>147</b>	<b>186</b>

1956 (5-4-1)	FSU	FOE
Ohio (H)	47	7
Georgia (A)	0	3
Virginia Tech (H)	7	20
N. Carolina State (A)	14	0
Wake Forest (H)**	14	14
Villanova (A)	20	13
Miami (FL) (A)	7	20
Furman (H)	42	7
Mississippi So. (H)	20	19
Auburn (A)	7	13
<b>Total</b>	<b>178</b>	<b>116</b>

1957 (4-6)	FSU	FOE
Furman (H)	27	7
Boston College (A)	7	20
Villanova (A)	7	21
N. Carolina State (H)	0	7
Abilene Christian (H)	34	7
Virginia Tech (H)**	20	7
Miami (FL) (H)	13	40
Mississippi So. (A)	0	20
Auburn (H)	7	29
Tampa (A)	21	7
<b>Total</b>	<b>136</b>	<b>165</b>

1958 (7-4)	FSU	FOE
Tennessee Tech (H)	22	7
Furman (H)	42	6
Georgia Tech (A)	3	17
Wake Forest (H)	27	24
Georgia (N)	13	28
Virginia Tech (H)	28	0
Tennessee (A)	10	0
Tampa (H)**	43	0
Miami (FL) (A)	17	6
Florida (A)	7	21
<b>BLUEGRASS BOWL</b>		
Oklahoma State (N)	6	15
<b>Total</b>	<b>218</b>	<b>124</b>



Ed Williamson



Don Veller



Tom Nugent

## SEMINOLE SIDELINE

According to the Seminole training room staff, during a normal football season, Florida State players go through 110 practices lasting approximately 227½ hours for an average of just over two hours per practice. Of those 110 workouts, the players wear shorts for 44, shells (helmet, shoulder pads, shorts) in 35 sessions, and dress out in full gear 31 times.





Perry Moss



Bill Peterson



Larry Jones

## SEMINOLE SIDELINE

One of the most unique Florida State traditions is the Sod Cemetery. A patch of grass to one side of the Seminole practice fields has been designated as the Sod Cemetery. In it, pieces of turf or grass from "big" Florida State road victories have been buried, just as the Seminoles "buried" those opponents.

Since 1962, certain games every season have been dubbed "Sod Games". Usually, these are contests in which Florida State goes into the opponents' turf as the underdog. Through the years, other games have also been designated as Sod Games, like bowl contest and road games against in-state rivals.

If the Seminoles pull off the upset, or even a tie, a piece of turf is removed from the field and taken back to Tallahassee, where it is interred in the cemetery. Last year, the Tribe buried sod from Clemson after beating the Tigers 24-20, and from the Orange Bowl after its 27-14 win over Nebraska.

## Perry Moss (1959) -----4-6-0

Moss was one of two FSU coaches who spent only a year at the school. Midway through the 1959 season, reports were published that Moss would leave to join the Montreal Alouettes of the Canadian Football League. True to the reports, he departed after a brief year in Tallahassee.

1959 (4-6)	FSU	FOE
Wake Forest (H)	20	22
The Citadel (H)	47	6
Miami (FL) (H)	6	7
Virginia Tech (A)	7	6
Memphis State (A)	6	16
Richmond (A)	22	6
Georgia (A)	0	42
William & Mary (H)**	0	9
Florida (A)	8	18
Tampa (H)	33	0
<b>149</b>	<b>132</b>	

## Bill Peterson (1960-70) -----62-42-11

Bill Peterson took over a football program in deep trouble in 1960. When he left, 11 years and four bowl games later, he had become the most significant coach in the first 25 years of Florida State football. Under "Pete", the Seminoles went 62-42-11. The most memorable Peterson year was 1964, when the "Seven Magnificents" led Florida State to a 9-1-1 record and FSU's first ever win over Florida.

1960 (3-6-1)	FSU	FOE
Richmond (H)	28	0
Florida (A)	0	3
Wake Forest (H)	14	6
The Citadel (A)	0	0
Mississippi So. (A)	13	15
William & Mary	22	0
Kentucky (H)**	0	23
Miami (FL) (A)	7	25
Houston (H)	6	7
Auburn (A)	21	57
<b>111</b>	<b>136</b>	

1961 (4-5-1)	FSU	FOE
George Washington (H)	15	7
Florida (A)	3	3
Mississippi (A)	0	33
Georgia (H)	3	0
Richmond (H)	13	7
Virginia Tech (A)	7	10
Kentucky (A)	0	20
The Citadel (H)	44	8
Mississippi So. (H)**	0	12
Houston (A)	8	28
<b>93</b>	<b>128</b>	

1962 (4-3-3)	FSU	FOE
The Citadel (H)	49	0
Kentucky (A)	0	0
Furman (H)	42	0
Miami (FL) (A)	6	7
Georgia (A)	18	0
Virginia Tech (H)	20	7
Houston (H)**	0	7
Georgia Tech (A)	14	14
Florida (A)	7	20
Auburn (A)	14	14
<b>170</b>	<b>69</b>	

1963 (4-5-1)	FSU	FOE
Miami (FL) (H)	24	0
Texas Christian (H)	0	13
Wake Forest (H)	35	0
So. Mississippi (A)	0	0
Virginia Tech (H)	23	31
Furman (H)	49	6
Georgia Tech (A)	7	15
N. Carolina State (H)**	14	0
Auburn (A)	15	21
Florida (A)	0	7
<b>167</b>	<b>93</b>	

1964 (9-1-1)	FSU	FOE
Miami (FL) (A)	14	0
Texas Christian (A)	10	0
New Mexico State (H)	36	0
Kentucky (H)**	48	6
Georgia (A)	17	14
Virginia Tech (A)	11	20
So. Mississippi (H)	34	0
Houston (A)	13	13
N. Carolina State (H)	28	6
Florida (H)	16	7
<b>GATOR BOWL</b>		
Oklahoma (N)	36	19
<b>263</b>	<b>85</b>	

1965 (4-5-1)	FSU	FOE
Texas Christian (A)	3	7
Baylor (H)	9	7
Kentucky (A)	24	26
Georgia (H)	10	3
Alabama (A)	0	21
Virginia Tech (H)	7	6
Wake Forest (H)**	35	0
N. Carolina State (A)	0	3
Houston (H)	16	16
Florida (A)	17	30
<b>121</b>	<b>119</b>	

1966 (6-5)	FSU	FOE
Houston (H)	13	21
Miami (FL) (A)	23	20
Florida (H)	19	22
Texas Tech (A)	42	33
Mississippi State (H)	10	0
Virginia Tech (A)	21	23
South Carolina (A)	32	10
Syracuse (A)	21	37
Wake Forest (H)**	28	0
Maryland (H)	45	21
<b>SUN BOWL</b>		
Wyoming (N)	20	28
<b>274</b>	<b>215</b>	

1967 (7-2-2)	FSU	FOE
Houston (A)	13	33
Alabama (A)	37	37
N. Carolina State (H)	10	20
Texas A&M (A)	19	18
South Carolina (H)	17	0
Texas Tech (H)**	28	12
Mississippi State (H)	24	12
Memphis State (A)	26	7
Virginia Tech (H)	38	15
Florida (A)	21	16

<b>GATOR BOWL</b>	FSU	FOE
Penn State (N)	17	17
<b>250</b>	<b>187</b>	

1968 (8-3)	FSU	FOE
Maryland (A)	24	14
Florida (H)	3	9
Texas A&M (H)	20	14
Memphis State (H)	20	10
South Carolina (A)	35	28
Virginia Tech (H)	22	40
Mississippi State (A)	27	14
N. Carolina State (A)	48	7
Wake Forest (H)**	42	24
Houston (N)	40	20

<b>PEACH BOWL</b>	FSU	FOE
LSU (N)	27	31
<b>308</b>	<b>211</b>	

1969 (6-3-1)	FSU	FOE
Wichita State (H)	24	0
Miami (FL) (A)	16	14
Florida (A)	6	21
Tulsa (A)	38	20
Mississippi State (H)	20	17
South Carolina (H)**	34	9
Virginia Tech (A)	10	10
Memphis State (H)	26	28
N. Carolina State (H)	33	22
Houston (A)	13	41
<b>220</b>	<b>182</b>	

1970 (7-4)	FSU	FOE
Louisville (H)	9	7
Georgia Tech (A)	13	23
Wake Forest (H)	19	14
Florida (H)	27	38
Memphis State (A)	12	16
South Carolina (A)	21	13
Miami (FL) (A)	27	3
Clemson (H)	38	13
Virginia Tech (H)**	34	8
Kansas State (H)	33	7
Houston (N)	21	53
<b>254</b>	<b>195</b>	

1971 (7-3)	FSU	FOE
Georgia Tech (H)	13	23
Wake Forest (H)	19	14
Florida (H)	27	38
Memphis State (A)	12	16
South Carolina (A)	21	13
Miami (FL) (A)	27	3
Clemson (H)	38	13
Virginia Tech (H)**	34	8
Kansas State (H)	33	7
Houston (N)	21	53
<b>254</b>	<b>195</b>	

1972 (7-3)	FSU	FOE
Georgia Tech (H)	13	23
Wake Forest (H)	19	14
Florida (H)	27	38
Memphis State (A)	12	16
South Carolina (A)	21	13
Miami (FL) (A)	27	3
Clemson (H)	38	13
Virginia Tech (H)**	34	8
Kansas State (H)	33	7
Houston (N)	21	53
<b>254</b>	<b>195</b>	

1973 (7-3)	FSU	FOE
Georgia Tech (H)	13	23
Wake Forest (H)	19	14
Florida (H)	27	38
Memphis State (A)	12	16
South Carolina (A)	21	13
Miami (FL) (A)	27	3
Clemson (H)	38	13
Virginia Tech (H)**	34	8
Kansas State (H)	33	7
Houston (N)	21	53
<b>254</b>	<b>195</b>	

1974 (7-3)	FSU	FOE
Georgia Tech (H)	13	23
Wake Forest (H)	19	14
Florida (H)	27	38
Memphis State (A)	12	16
South Carolina (A)	21	13
Miami (FL) (A)	27	3
Clemson (H)	38	13
Virginia Tech (H)**	34	8
Kansas State (H)	33	7
Houston (N)	21	53
<b>254</b>	<b>195</b>	

1975 (7-3)	FSU	FOE
Georgia Tech (H)	13	23
Wake Forest (H)	19	14
Florida (H)	27	38
Memphis State (A)	12	16
South Carolina (A)	21	13
Miami (FL) (A)	27	3
Clemson (H)	38	13
Virginia Tech (H)**	34	8
Kansas State (H)	33	7
Houston (N)	21	53
<b>254</b>	<b>195</b>	

1976 (7-3)	FSU	FOE
Georgia Tech (H)	13	23
Wake Forest (H)	19	14
Florida (H)	27	38
Memphis State (A)	12	16
South Carolina (A)	21	13
Miami (FL) (A)	27	3
Clemson (H)	38	13
Virginia Tech (H)**	34	8
Kansas State (H)	33	7
Houston (N)	21	53
<b>254</b>	<b>195</b>	

1977 (7-3)	FSU	FOE
Georgia Tech (H)	13	23
Wake Forest (H)	19	14
Florida (H)	27	38
Memphis State (A)	12	16
South Carolina (A)	21	13
Miami (FL) (A)	27	3
Clemson (H)	38	13
Virginia Tech (H)**	34	8
Kansas State (H)	33	7
Houston (N)	21	53
<b>254</b>	<b>195</b>	

1978 (7-3)	FSU	FOE
Georgia Tech (H)	13	23
Wake Forest (H)	19	14
Florida (H)	27	38
Memphis State (A)	12	16
South Carolina (A)	21	13
Miami (FL) (A)	27	3
Clemson (H)	38	13
Virginia Tech (H)**	34	8
Kansas State (H)	33	7
Houston (N)	21	53
<b>254</b>	<b>195</b>	

1979 (7-3)	FSU	FOE
Georgia Tech (H)	13	23
Wake Forest (H)	19	14
Florida (H)	27	38
Memphis State (A)	12	16
South Carolina (A)	21	13
Miami (FL) (A)	27	3
Clemson (H)	38	13
Virginia Tech (H)**	34	8
Kansas State (H)	33	7
Houston (N)	21	53
<b>254</b>	<b>195</b>	

1980 (7-3)	FSU	FOE
Georgia Tech (H)	13	23
Wake Forest (H)	19	14
Florida (H)	27	38
Memphis State (A)	12	16
South Carolina (A)	21	13
Miami (FL) (A)	27	3
Clemson (H)	38	13
Virginia Tech (H)**	34	8
Kansas State (H)	33	7
Houston (N)	21	53
<b>254</b>	<b>195</b>	

1981 (7-3)	FSU	FOE
Georgia Tech (H)	13	23
Wake Forest (H)	19	14
Florida (H)	27	38
Memphis State (A)	12	16
South Carolina (A)	21	13
Miami (FL) (A)	27	3
Clemson (H)	38	13
Virginia Tech (H)**	34	8
Kansas State (H)	33	7
Houston (N)	21	53
<b>254</b>	<b>195</b>	

1982 (7-3)	FSU	FOE
Georgia Tech (H)	13	23
Wake Forest (H)	19	14
Florida (H)	27	38
Memphis State (A)	12	16
South Carolina (A)	21	13
Miami (FL) (A)	27	3
Clemson (H)	38	13
Virginia Tech (H)**	34	8
Kansas State (H)	33	7
Houston (N)	21	53
<b>254</b>	<b>195</b>	

1983 (7-3)	FSU	FOE
Georgia Tech (H)	13	23
Wake Forest (H)	19	14
Florida (H)	27	38
Memphis State (A)	12	16
South Carolina (A)	21	13
Miami (FL) (A)	27	3
Clemson (H)	38	13
Virginia Tech (H)**	34	8
Kansas State (H)	33	7
Houston (N)	21	53
<b>254</b>	<b>195</b>	

<b>1971 (8-4)</b>	<b>FSU FOE</b>
So. Mississippi (N)	24 9
Miami (FL) (A)	20 17
Kansas (H)	30 7
Virginia Tech (A)	17 3
Mississippi State (H)**	27 9
Florida (A)	15 17
South Carolina (H)	49 18
Houston (A)	7 14
Georgia Tech (A)	6 12
Tulsa (H)	45 10
Pittsburgh (H)	31 13
<b>FIESTA BOWL</b>	
Arizona State (A)	38 45
<b>309 174</b>	

<b>1972 (7-4)</b>	<b>FSU FOE</b>
Pittsburgh (A)	19 7
Miami (FL) (A)	37 14
Virginia Tech (H)	27 15
Kansas (A)	44 22
Florida (H)	13 42
Mississippi State (N)	25 21
Colorado State (H)**	37 0
Auburn (A)	14 27
Houston (H)	27 31
Tulsa (H)	23 21
South Carolina (A)	21 24
<b>287 224</b>	

<b>1973 (0-11)</b>	<b>FSU FOE</b>
Wake Forest (A)	7 9
Kansas (H)	0 28
Miami (FL) (H)	10 14
Baylor (A)	14 21
Mississippi State (H)	12 37
Memphis State (H)**	10 13
San Diego State (A)	17 38
Houston (A)	3 34
Virginia Tech (A)	13 36
South Carolina (H)	12 52
Florida (A)	0 49
<b>98 331</b>	

**Darrell Mudra**  
(1974-75) -----4-18-0

Darrell Mudra was a successful coach before arriving at Florida State, and he was successful after he left. At FSU, Mudra inherited an 0-11 team and wasn't able to bring the program back to the glory years it enjoyed under Bill Peterson. Mudra coached from the press box instead of the sidelines.

<b>1974 (1-10)</b>	<b>FSU FOE</b>
Pittsburgh (H)	6 9
Colorado State (H)	7 14
Kansas (A)	9 40
Baylor (H)	17 21
Alabama (A)	7 8
Florida (H)	14 24
Auburn (A)	6 38
Memphis State (A)	14 42
Miami (FL) (A)	21 14
Virginia Tech (H)**	21 56
Houston (H)	8 23
<b>130 289</b>	

<b>1975 (3-8)</b>	<b>FSU FOE</b>
Texas Tech (A)	20 31
Utah State (H)	17 8
Iowa State (H)	6 10
Georgia Tech (A)	0 30
Virginia Tech (A)	10 13
Florida (A)	8 34
Auburn (H)	14 17
Clemson (A)	43 7
Memphis State (H)	14 17
Miami (FL) (H)**	22 24
Houston (A)	33 22
<b>187 213</b>	

**Bobby Bowden**  
(1976-Present) --154-45-3

Current Seminole Head Coach Bobby Bowden is a college football coaching legend and the top coach ever at Florida State with a winning percentage of .770 in 17 years at the school. He ranks second on the active coaching list in career victories with 227.

Bowden has taken the Florida State program to the top of college football with 14 bowl appearances, including seven on New Year's Day. Florida State is currently riding an 11-game unbeaten streak in bowl games which has given Bowden a 12-3-1 record overall in bowl games and a claim as the top bowl coach of all-time.

He is the only coach in the history of Division I college football to lead his team to six straight 10-win seasons.

<b>1976 (5-6)</b>	<b>FSU FOE</b>
Memphis State (A)	12 21
Miami (FL) (A)	0 47
Oklahoma (A)	9 24
Kansas State (H)	20 10
Boston College (A)	28 9
Florida (H)	26 33
Auburn (A)	19 31
Clemson (H)	12 15
So. Mississippi (H)**	30 27
N. Texas State (A)	21 20
Virginia Tech (H)	28 21
<b>205 258</b>	

<b>1977 (10-2)</b>	<b>FSU FOE</b>
So. Mississippi (A)	35 6
Kansas State (A)	18 10
Miami (FL) (H)	17 23
Oklahoma State (A)	25 17
Cincinnati (H)	14 0
Auburn (H)	24 3
N. Texas State (H)**	35 14
Virginia Tech (H)	23 21
Memphis State (H)	30 9
San Diego State (A)	16 41
Florida (A)	37 9
<b>TANGERINE BOWL</b>	
Texas Tech (N)	40 17
<b>314 170</b>	

<b>1978 (8-3)</b>	<b>FSU FOE</b>
Syracuse (A)	28 0
Oklahoma State (H)	38 20
Miami (FL) (A)	31 21
Houston (H)	21 27
Cincinnati (H)	26 21
Mississippi St. (A)	27 55
Pittsburgh (A)	3 7
So. Mississippi (A)	38 16
Virginia Tech (H)	24 14
Navy (H)**	38 6
Florida (H)	38 21
<b>312 208</b>	

<b>1979 (11-1)</b>	<b>FSU FOE</b>
So. Mississippi (H)	17 14
Arizona State (N)	31 3
Miami (FL) (H)	40 23
Virginia Tech (A)	17 10
Louisville (A)	27 0
Mississippi State (H)	17 6
Louisiana State (A)	24 19
Cincinnati (A)	26 21
South Carolina (H)**	27 7
Memphis State (H)	66 17
Florida (A)	27 16
<b>ORANGE BOWL</b>	
Oklahoma (N)	7 24
<b>326 160</b>	

<b>1980 (10-2)</b>	<b>FSU FOE</b>
Louisiana State (A)	16 0
Louisville (H)	52 0
East Carolina (H)	63 7
Miami (FL) (A)	9 10
Nebraska (A)	18 14
Pittsburgh (H)**	36 22
Boston College (H)	41 7
Memphis State (A)	24 3
Tulsa (H)	45 2
Virginia Tech (H)	31 7
Florida (H)	17 13
<b>ORANGE BOWL</b>	
Oklahoma (N)	17 18
<b>369 103</b>	

<b>1981 (6-5)</b>	<b>FSU FOE</b>
Louisville (H)	17 0
Memphis State (H)	10 5
Nebraska (A)	14 34
Ohio State (A)	36 27
Notre Dame (A)	19 13
Pittsburgh (A)	14 42
Louisiana State (A)	38 14
Western Carolina (H)**	56 31
Miami (FL) (H)	19 27
So. Mississippi (H)	14 58
Florida (A)	3 35
<b>240 286</b>	

<b>1982 (9-3)</b>	<b>FSU FOE</b>
Cincinnati (H)	38 31
Pittsburgh (H)	17 37
So. Mississippi (A)	24 17
Ohio State (A)	34 17
Southern Illinois (H)**	59 8
East Carolina (H)	56 17
Miami (FL) (A)	24 7
South Carolina (A)	56 26
Louisville (H)	49 14
Louisiana State (A)	21 55
Florida (H)	10 13
<b>GATOR BOWL</b>	
West Virginia (N)	31 12
<b>419 254</b>	



Darrell Mudra



Bobby Bowden

**SEMINOLE  
SIDELINE**

Chief Osceola and Renegade have been a symbol of Florida State football since 1977. The horse, a nine-year old Appaloosa owned by Tallahassee native Bill Durham is the third to be used during games. In all, Durham owns six Appaloosa horses.

Behind the costume and makeup of Chief Osceola is FSU student Allen Durham. In his second year as the Seminole rider of Renegade, Durham had to adhere to some stringent requirements to become Chief Osceola. A Florida State risk and insurance major, he had to pass a demanding tryout and must keep his grade point average at a 3.0 mark.





In his 18th season as the Florida State head coach, Bobby Bowden has more victories than all seven previous Seminole head coaches combined.

<b>1983 (8-4)</b>	<b>FSU</b>	<b>FOE</b>
East Carolina (H)	47	46
Louisiana State (A)	40	35
Tulane (A)*	28	34
Auburn (A)	24	27
Pittsburgh (A)	16	17
Cincinnati (H)**	43	17
Louisville (H)	51	7
Arizona State (A)	29	26
South Carolina (H)	45	30
Miami (FL) (H)	16	17
Florida (A)	14	53
<b>PEACH BOWL</b>		
North Carolina (N)	28	3
	<b>381</b>	<b>312</b>

<b>1984 (7-3-2)</b>	<b>FSU</b>	<b>FOE</b>
East Carolina (H)	47	17
Kansas (A)	42	16
Miami (FL) (A)	38	3
Temple (H)**	44	27
Memphis State (A)	17	17
Auburn (H)	41	42
Tulane (H)	27	6
Arizona State (A)	52	44
South Carolina (A)	26	38
Tennessee-Chatt. (H)	37	0
Florida (H)	17	27
<b>CITRUS BOWL</b>		
Georgia (N)	17	17
	<b>405</b>	<b>254</b>

<b>1985 (9-3)</b>	<b>FSU</b>	<b>FOE</b>
Tulane (A)	38	12
Nebraska (A)	17	13
Memphis State (H)	19	10
Kansas (H)	24	20
Auburn (A)	27	59
Tulsa (H)	76	14
North Carolina (A)	20	10
Miami (FL) (H)	27	35
South Carolina (H)	56	14
W. Carolina (H)**	50	10
Florida (A)	14	38
<b>GATOR BOWL</b>		
Oklahoma State (N)	34	23
	<b>402</b>	<b>248</b>

<b>1986 (7-4-1)</b>	<b>FSU</b>	<b>FOE</b>
Toledo (H)	24	0
Nebraska (A)	17	34
North Carolina (H)	10	10
Michigan (A)	18	20
Tulane (H)	54	21
Wichita State (H)	59	3
Louisville (A)	54	18
Miami (FL) (A)	23	41
South Carolina (A)	45	28
So. Mississippi (H)**	49	13
Florida (H)	13	17
<b>ALL-AMERICAN BOWL</b>		
Indiana (N)	27	13
	<b>393</b>	<b>218</b>

<b>1987 (11-1-0)</b>	<b>FSU</b>	<b>FOE</b>
Texas Tech (H)	40	16
East Carolina (A)	44	3
Memphis State (H)	41	24
Michigan State (A)	31	3
Miami (FL) (H)**	25	26
So. Mississippi (A)	61	10
Louisville (H)	32	9
Tulane (H)	73	14
Auburn (A)	34	6
Furman (H)	41	10
Florida (A)	28	14
<b>FIESTA BOWL</b>		
Nebraska (N)	31	28
	<b>481</b>	<b>163</b>

<b>1988 (11-1-0)</b>	<b>FSU</b>	<b>FOE</b>
Miami (A)	0	31
So. Mississippi (H)	49	13
Clemson (A)	24	21
Michigan State (H)	30	7
Tulane (A)	48	28
Georgia Southern (H)**	28	10
East Carolina (H)	45	21
Louisiana Tech (H)	66	3
South Carolina (A)	59	0
Virginia Tech (H)	41	14
Florida (H)	52	17
<b>SUGAR BOWL</b>		
Auburn (N)	13	7
	<b>455</b>	<b>172</b>

<b>1989 (10-2-0)</b>	<b>FSU</b>	<b>FOE</b>
So. Mississippi (N)	26	30
Clemson (H)	23	34
Louisiana State (A)	31	21
Tulane (H)	59	9
Syracuse (A)	41	10
Virginia Tech (A)	41	7
Auburn (H)	22	14
Miami (H)	24	10
South Carolina (H)**	35	10
Memphis State (H)	57	20
Florida (A)	24	17

<b>FIESTA BOWL</b>		
Nebraska (N)	41	17
	<b>424</b>	<b>199</b>

<b>1990 (10-2-0)</b>	<b>FSU</b>	<b>FOE</b>
East Carolina (H)	45	24
Georgia Southern (H)	48	6
Tulane (A)	31	13
Virginia Tech (H)	39	28
Miami (A)	22	31
Auburn (A)	17	20
Louisiana State (H)	42	3
South Carolina (A)	41	10
Cincinnati (H)**	70	21
Memphis State (N)	35	3
Florida (H)	45	30

<b>BLOCKBUSTER BOWL</b>		
Penn State (N)	24	17
	<b>459</b>	<b>206</b>

<b>1991 (11-2-0)</b>	<b>FSU</b>	<b>FOE</b>
Brigham Young (N)	44	28
Tulane (H)	38	11
Western Michigan (H)	58	0
Michigan (A)	51	31
Syracuse (H)	46	14
Virginia Tech (N)	33	20
Mid. Tenn. St. (H)**	39	10
Louisiana State (A)	27	16
Louisville (A)	40	15
South Carolina (H)	38	10
Miami (H)	16	17
Florida (A)	9	14

<b>COTTON BOWL</b>		
Texas A&M (N)	10	2
	<b>449</b>	<b>188</b>

<b>1992 (11-1-0)</b>	<b>FSU</b>	<b>FOE</b>
Duke (H)	48	21
Clemson (A)	24	20
N.C. State (A)	34	13
Wake Forest (H)	35	7
Miami (A)	16	19
North Carolina (H)	36	13
Georgia Tech (A)	29	24
Virginia (A)	13	3
Maryland (H)**	69	21
Tulane (H)	70	7
Florida (H)	45	24

<b>ORANGE BOWL</b>		
Nebraska (N)	27	14
	<b>446</b>	<b>186</b>

\*won by forfeit  
\*\*Homecoming

## Coaches Cumulative Records

NAME	TENURE	YEARS	W- L- T	PCT.	FSU PTS	OPP PTS
Ed Williamson	1947	1	0- 5- 0	.000	18	90
Don Veller	1948-52	5	31-12- 1	.716	957	510
Tom Nugent	1953-58	6	34-28- 1	.548	1,139	927
Perry Moss	1959	1	4- 6- 0	.400	149	132
Bill Peterson	1960-70	11	62-42-11	.587	2,231	1,620
Larry Jones	1971-73	3	15-19- 0	.441	694	729
Darrell Mudra	1974-75	2	4-18- 0	.182	317	502
Bobby Bowden	1976-Present	17	154-45- 3	.770	6,378	3,535
<b>8 COACHES</b>	<b>1947-Present</b>	<b>46</b>	<b>304-175-16</b>	<b>.630</b>	<b>11,883</b>	<b>8,045</b>

# BOWL GAMES IN REVIEW



FSU's team captain in 1951, Bill Dawkins (left) played on Florida State's first bowl game under head coach Don Veller (right).

## 1950 Cigar Bowl Florida State ----- 19 Wofford ----- 6

TAMPA, Fla. (Jan. 2, 1950) - Red Parrish scored twice and Buddy Strauss rushed for 132 yards to give underdog Florida State a 19-6 win over Wofford in the Cigar Bowl.

The victory was a come-from-behind effort by the Seminoles as the Terriers scored only moments into the contest to make the score 6-0. That touchdown came when Wofford defenders blocked a Bo Manuel punt and recovered it in the end zone. The extra point attempt was no good.

For the balance of the first quarter, Florida State mounted several drives that stalled around midfield, while Wofford netted virtually nothing offensively. Early in the second period, however, Wofford had its first real threat. It died on the Seminoles' 16-yard line when Bill Dawkins intercepted a pass and returned it to the Terrier 20. Shortly after, Parrish bolted to the Tribe's initial touchdown to tie the score at six.

Late in the half, the Seminoles got cranked up again. Strauss busted up the middle for a 15-yard gain, and an interference penalty pushed Florida State into Wofford territory. On the next play, Parrish lofted a left-handed halfback pass to Norman Eubanks, who made a spectacular catch; the extra point sent the Seminoles to the locker room with a 13-6 lead.

The third period was a dogged defensive battle with no serious scoring threats. But in the final period, FSU pinned Wofford deep in its own territory with a 63-yard Manuel punt. After the Terriers fumbled on their own eight, the Seminoles were unable to cash in when Parrish came up a foot short on fourth down.

Unable to move the ball out of the deep hole, Wofford was forced to punt, giving the Seminoles excellent field position with only minutes remaining. This time Don Veller's team wasted no time cashing in. With only seconds showing on the clock, Parrish sliced in from the five and Florida State had a 19-6 upset victory.

## 1955 Sun Bowl

Texas Western ----- 47  
Florida State ----- 20

EL PASO, Texas (Jan. 1, 1955) - Florida State turnovers and defensive collapses in the second quarter allowed Texas Western to move well ahead and capture a 47-20 Sun Bowl victory.

With the score tied at seven at the end of the first period, the underdog Miners put together a magnificent 28-point quarter that buried the Seminoles on the steamy January afternoon. Texas Western quarterback John Griner ran the option to perfection, and the Seminoles, fighting a blinding sun and high altitude, couldn't keep pace.

After taking a 7-0 lead in the first four minutes of the game, the Seminoles allowed the Miners to tie the score late in the period. On the first play of the second quarter, Florida State fumbled on its own 24, and Texas Western needed only two plays to grab its first lead of the day. That touchdown came on a nifty run by Miner ace Jesse Whittenton.

Then, the flood gates opened. Tom Nugent's Seminoles made three more mistakes that led directly to Texas Western touchdowns, and the home-standing Miners eased into the locker room with a 34-7 advantage.

In the final half, the Miners ran the count to 41-7 before the Tribe scored again. Quarterback Len Swantic led a third quarter drive sparked by a 43-yard touchdown pass to Tom Fearmster. But Western wasted no time in countering that Seminole score. On the next kickoff, Bob Forrest raced 95 yards for the final Miner touchdown of the day.

The Seminoles were able to tack on a final tally in the fourth period. Harry Massey hit Bill Odom on a 16-yard pass play for the score.

## FSU in Bowls Year-by-Year

SEASON	BOWL	OPPONENT	SCORE
1949	Cigar	Wofford	19-6
1954	Sun	Texas Western	20-47
1958	Bluegrass	Oklahoma State	6-15
1964	Gator	Oklahoma	36-19
1966	Sun	Wyoming	20-28
1967	Gator	Penn State	17-17
1968	Peach	Louisiana State	27-31
1971	Fiesta	Arizona State	38-45
1977*	Tangerine	Texas Tech	40-17
1979*	Orange	Oklahoma	7-24
1980*	Orange	Oklahoma	17-18
1982*	Gator	West Virginia	31-12
1983*	Peach	North Carolina	28-3
1984*	Citrus	Georgia	17-17
1985*	Gator	Oklahoma State	34-23
1986*	All-American	Indiana	27-13
1987*	Fiesta	Nebraska	31-28
1988*	Sugar	Auburn	13-7
1989*	Fiesta	Nebraska	41-17
1990*	Blockbuster	Penn State	24-17
1991*	Cotton	Texas A&M	10-2
1992*	Orange	Nebraska	27-14

\*Under Bobby Bowden



## Florida State Bowl Record

BOWL	W	L	T
All-American	1	0	0
Blockbuster	1	0	0
Bluegrass	0	1	0
Cigar	1	0	0
Citrus*	1	0	1
Cotton	1	0	0
Fiesta	2	1	0
Gator	3	0	1
Orange	1	2	0
Peach	1	1	0
Sugar	1	0	0
Sun	0	2	0
<b>TOTAL</b>	<b>13</b>	<b>7</b>	<b>2</b>

\*Formerly the Tangerine Bowl

## 1958 Bluegrass Bowl Oklahoma State ---- 15 Florida State ----- 6

LOUISVILLE, Ky. (Dec. 13, 1958) - A frantic fourth quarter comeback was not to be as Florida State couldn't fight off the bitter cold, and Oklahoma State went home with a 15-6 victory in the only Bluegrass Bowl ever played.

A crowd of just over 7,000 braved 10-degree weather for the first-ever meeting between the two schools. Players on both teams wore tennis shoes in an effort to combat the frozen turf. The Seminoles made their first national television appearance with a relatively obscure talent named Howard Cosell handling the broadcast.

Florida State got off to a good start, mounting two drives deep into OSU territory in the first quarter. Both times, the Seminoles came up empty-handed as field goal attempts from the 16 and 23 fell short.

Oklahoma State managed to dent the scoreboard early in the second quarter when half-back Duane Wood sprinted in from the Florida State 17.

Unable to get anything going in the second period, the Seminoles were forced to rely on defense. The last assault came in the final two minutes of the half. The Cowboys drove inside the Florida State five, but on a fourth down play with 1:15 left, FSU's Ron Hinson stopped Forrest Campbell one foot from paydirt. That sent the clubs to the locker room with the score 7-0, OSU.

Early in the third period, the Seminoles did themselves in with a pair of fumbles. The second set up the Cowboys at the Florida State 39. It took 10 plays, but Wood finally scored his second touchdown. His two-point conversion catch made it 15-0. Florida State added a late score, but it was not enough as OSU claimed a 15-6 win.

## 1965 Gator Bowl Florida State ----- 36 Oklahoma ----- 19

JACKSONVILLE, Fla. (Jan. 2, 1965) - The brilliant passing combination of Steve Tensi and Fred Biletnikoff rewrote the Gator Bowl record book and gave the upstart Seminoles an impressive 36-19 victory over Oklahoma.

The Florida State victory will long be remembered as one of the greatest passing shows in college football history. Tensi completed 23-of-36 passes for 303 yards and five touchdowns while Biletnikoff hauled in 13 balls for 192 yards and four TDs. Both players signed professional contracts on the field at the completion of the game.

Oklahoma claimed the first break of the day as Tensi was intercepted in the first period. The Sooners marched to the Seminole 34, but on third down FSU defensive back Howard Ehler picked off an OU pass and sailed 63 yards for the game's initial touchdown. Later in the quarter, the Sooners came back to claim a 7-6 lead. That lead lasted only as long as it took the Tribe to move 90 yards.

Phil Spooner was instrumental in the drive and Tensi continued to pick apart the OU defense. From the 15, Tensi hit Biletnikoff for a 12-7 lead. Twice more before intermission, Tensi found Biletnikoff for touchdowns. The first score followed a George D'Alessandro fumble recovery, and the second came on a long drive against the clock. The halftime score was 24-7, FSU.

Early in the second half, Oklahoma recovered a Seminole fumble and cut the lead to 24-13, but as the third period drew to a close, the Seminoles executed an 82-yard drive. On the last play of the quarter, Tensi hit Don Floyd for the touchdown.

With 10 minutes left and the score 30-19, it was time for the Seminole defense to take over. The Sooners came up short on two late drives and FSU finally tacked on its final TD - a 14-yard Tensi-to-Biletnikoff connection that made the final 36-19.

## 1966 Sun Bowl Wyoming ----- 28 Florida State ----- 20

EL PASO, Texas (Dec. 24, 1966) - Florida State's vaunted passing attack was not enough to overcome a stingy Wyoming defense, and the Seminoles lost 28-20 in their second try for a Sun Bowl title.

Though the Tribe got a couple of early breaks, it was the Cowboys who drew first blood. The initial score came on a Jim Kluck plunge, and the score stood 7-0 at the end of the first period. Florida State bounced back after Bill Moremen fell on a Vic Washington fumble to give FSU the ball at the Wyoming 49. From there, Kim Hammond found Ron Sellers for the tying touchdown.

The Seminoles managed to grab the lead shortly before half-time. This time Hammond hit T.K. Wetherell behind the Cowboy secondary for a 54-yard scoring strike. At the half, Florida State led 14-7.

It didn't take long for the Cowboys to tie the score. Early in the second half, Wyoming quarterback Rick Egloff found Jerry Marion for a 39-yard touchdown. Late in the third quarter, Wyoming went ahead to stay. Kluck, who gained 135 yards on 23 carries, rambled 43 yards to give the Cowboys a 21-14 lead.

Florida State made a last-ditch attempt to regain a part of the lead as time ticked away in the final quarter. Hammond hit Sellers in Wyoming territory. As the lanky receiver was hit, he fumbled the ball and it was recovered by teammate Chip Glass at the Cowboy five.

But the tenacious Wyoming defense held in the final three minutes. Wyoming used a pair of 15-yard penalties and the running of Kluck to drive to the FSU 14 in the waning minutes. Egloff scampered into the end zone for the final Cowboy touchdown and the 28-14 win.

## 1967 Gator Bowl Florida State ----- 17 Penn State ----- 17

JACKSONVILLE, Fla. (Dec. 30, 1967) - Penn State jumped out to a commanding 17-point halftime lead before Florida State battled back in the second half to gain an exciting 17-17 tie.

The Seminoles received the opening kickoff, but their opening drive stalled at the Penn State 25. The Lions fumbled after one play, but an interception gave them the ball back, and

they scored first on a 27-yard field goal by Tom Sherman in the closing minutes of the first quarter.

Late in the second period, Sherman passed 10 yards to Jack Curry for a touchdown. He came back to hit All-America tight end Ted Kwalick with seconds remaining in the half. The Seminoles were completely stopped before intermission as Penn State's defense kept Kim Hammond and his mates at bay.

The momentum changed in the second half, however. Penn State received the kick but was forced to punt. The Tribe drove quickly to the Lion one, but couldn't score. On the next series, the Lions gambled on fourth down at their own 15, and the Seminole defense held. Three plays later, Hammond passed to Ron Sellers for Florida State's first score.

When Lion halfback Charlie Pittman fumbled the ball on the kickoff, the Seminoles were back in business at the Penn State 22. Passes to Sellers and Bill Moremen moved the ball to the one. From there, Hammond took it on himself to cut the lead to 17-14.

With just over a minute to play in the game, Hammond directed a picture-perfect drive from the FSU 31 to the Penn State 15. There, Florida State was faced with a fourth-and-five situation with 17 seconds remaining. Coach Bill Peterson decided to go for the sure three points and a tie rather than risk a 17-14 loss. Grant Guthrie booted the field goal and the 1967 Gator Bowl had co-champions.

## 1968 Peach Bowl Louisiana State ----- 31 Florida State ----- 27

ATLANTA, Ga. (Dec. 30, 1968) - Competing in its fourth consecutive bowl game, Florida State couldn't outscore Louisiana State and the Seminoles fell 31-27 in a soggy game that initiated Atlanta's Peach Bowl.

The Seminoles were considered a slight favorite going into the game. But as the teams took the field for pre-game warmups, rain began to fall and didn't let up until the final minutes of the contest played at Georgia Tech's Grant Field.

Despite the rain, the Seminoles wasted little time getting on the scoreboard. LSU won the toss, but the Tigers bobbled the ball on the kickoff and FSU's John Crowe pounced on it at the Tiger 36. Tom Bailey swept



around right end on the game's first play from scrimmage and went all the way for the touchdown.

That was the only score of the first period, however, as heavy rain hampered both teams. In the first quarter, the Seminoles recovered two more LSU fumbles and intercepted a Tiger pass.

Early in the second quarter, Bill Cappleman capped a 75-yard drive with a 21-yard touchdown pass to Bill Gunter to give the Tribe a 13-0 lead. LSU's first score came midway through the second period on a 39-yard punt return. The Tigers added a 32-yard field goal in the waning minutes of the half to cut the Seminole lead to 13-10 at intermission.

The Tigers came roaring back in the third quarter, scoring a pair of touchdowns to take a 24-13 lead. But the Seminoles were not finished. A fourth quarter Cappleman-to-Sellers pass brought Florida State within five. With 6:15 left in the game, FSU went on top 27-24 on a Sellers catch and a two-point conversion pass from Cappleman to Chip Glass.

The Seminole lead was short-lived as LSU drove for the winning touchdown with 2:39 left in the game. The Tribe's last-ditch effort fell short when a fourth down pass intended for Sellers was tipped away in the final moments, leaving Florida State on the short end of a 31-27 score.

## 1971 Fiesta Bowl

Arizona State -----45  
Florida State -----38

TEMPE, Ariz. (Dec. 27, 1971) - In one of the most dazzling offensive shows in bowl history, Arizona State scored with 34 seconds left in the game to capture the first ever Fiesta Bowl, 45-38, before over 51,000 partisan fans in Sun Devil Stadium.

Florida State's initial drive stalled, and Arizona State wasted no time in grabbing a 7-0 lead. FSU's Barry Smith brought the kickoff back 49 yards, and like lightning, Gary Huff and his mates tied the score. Huff's passes put the Tribe at the one, and Paul Magalski got the touchdown.

Early in that last quarter, Florida State culminated a 75-yard drive with a field goal to tie the game at 31. On an exchange of punts, Holden hurt the Seminoles again. This time, he



In 1989, Florida State made the third of its three appearances in the Fiesta Bowl, tying that game with the Gator and Orange as the school's most-frequented bowl stops.

Thirty-two points went on the board in the second quarter. The locals drew first blood, but a field goal by Frank Fontes moved the Seminoles within one at 14-13 as the momentum seemed to swing to Florida State. The Seminoles raced 63 yards on their next drive and added a two-point conversion to lead 21-14. With just over two minutes left in the half, ASU's Danny White hit Steve Holden on a 55-yard scoring pass to tie the game at 21.

At that point, the Seminoles proved they had come to play. Huff put on a brilliant passing display, hitting Kent Gaydos for 46 yards to the Sun Devil 10. With time running out in the half, Rhett Dawson snared his second touchdown pass of the day to give the Tribe a 28-21 halftime lead.

The third quarter was all Arizona State. Holding the ball almost the entire quarter, the Sun Devils put 10 points on the board and led 31-28 heading into the final stanza.

Early in that last quarter, Florida State culminated a 75-yard drive with a field goal to tie the game at 31. On an exchange of punts, Holden hurt the Seminoles again. This time, he

returned a Duane Carrell punt 63 yards for a touchdown. Florida State came back to tie the game again when Dawson made a sensational touchdown grab between two defenders with 4:44 left in the contest.

ASU's final drive resulted in a Woody Green touchdown with 34 seconds left to break the tie and provide the final margin.

## 1977 Tangerine Bowl

Florida State -----40  
Texas Tech -----17

ORLANDO, Fla. (Dec. 23, 1977) - Florida State, making its first bowl appearance in seven years, demolished Texas Tech 40-17 in the 32nd Tangerine Bowl.

A record-breaking crowd of 44,502 witnessed almost total domination by the Seminoles, who became the first major college football team in Florida to win 10 games in a season.

FSU jumped ahead at 5:50 of the opening quarter on a 23-yard Dave Cappelen field goal. It stayed that way until Mike Mock

of Texas Tech evened the count with a 24-yarder early in the second period. A 93-yard kickoff return by Larry Key following the Tech field goal gave the Seminoles the lead for good.

Later in the second quarter, Tribe quarterback Jimmy Jordan found tight end Grady King on a 37-yard scoring pass that boosted the FSU lead to 16-3 at intermission.

The Seminoles continued to add to their cushion in the third quarter. First, Jordan found Mike Shumann with a 40-yard scoring toss. Next, Cappelen booted a 22-yard field goal that made the Florida State lead 27-3.

Tech scored with 7:46 remaining in the quarter on a 44-yard pass, making the score 27-9. The count remained that way until Wally Woodham found Roger Overby on a 15-yard touchdown pass to increase the Seminole lead.

Neither team was through yet. Tech came back on a 21-yard touchdown run by Billy Taylor; with just 48 seconds remaining, FSU completed the scoring on a 44-yard pass from Woodham to Chip Sanders.



## 1980 Orange Bowl

Oklahoma ..... 24  
Florida State ..... 7

MIAMI, Fla. (Jan. 1, 1980) - Julius Caesar Watts and Heisman Trophy winner Billy Sims each rushed for more than 100 yards, and the Sooner defense held Florida State to 182 total yards as Oklahoma defeated Florida State 24-7 in the 46th Annual Orange Bowl Classic.

For 17 minutes, it appeared Florida State would see its dream of a 12-0 season and possible national championship come true as it took a 7-0 lead on Mike Whiting's one-yard touchdown run in the first quarter.

FSU had a chance to double its lead moments later. OU punter Fred Keeling's kick was blocked by Seminole cornerback Bobby Butler and recovered on the Oklahoma 17 by Keith Jones.

After a first down, FSU failed to gain more than two yards on three tries. Rick Stockstill fumbled a snap from center on an attempted field goal try as Oklahoma stopped the FSU drive and gained possession at its 19.

Following a 25-yard pickup by Sims and a sack by James Gilbert, Watts kept the ball on a

sweep to the right and ran 61 yards for a score.

Watts' run was a sample of things to come for the Seminoles. Following the kickoff, Jimmy Jordan's first pass was picked off by Bud Herbert, who would intercept three passes on the night, and returned to the Seminole 10. Two plays later, Stanley Wilson got the call from the five and rambled in for the score and a 14-7 Sooner lead.

Fred Keeling made it 17-7 at the half with a 24-yard field goal, and the Sooners were on their way to victory.

The remainder of the game was a defensive standoff until Sims took a lateral from Watts and raced 22 yards into the Seminole end zone at 7:13 of the fourth quarter.

For the game, Sims gained 164 yards on 24 carries and Watts tallied 127 yards on 15 attempts. FSU was outgained in the game by a 447-182 margin.

## 1981 Orange Bowl

Oklahoma ..... 18  
Florida State ..... 17

MIAMI, Fla. (Jan. 1, 1981) - Oklahoma was not supposed to be able to pass. But that's what it took for the Sooners to beat Florida State in the 1981 Orange Bowl. With time running out and the Seminoles leading 17-10, J.C. Watts - a swift quarterback who led a notorious Oklahoma running game - drilled an 11-yard touchdown pass to split end Steve Rhodes with 1:27 remaining.

Going for the win on the conversion, Watts rolled to his right and hit tight end Steve Valora to give the Sooners an 18-17 win over upset-minded Florida State in the 47th Annual Orange Bowl Classic.

A Florida State fumble recovery and a missed field goal kept Oklahoma off the board in the first quarter, and FSU took the lead when Ricky Williams capped a 70-yard touchdown drive with a one-yard plunge. Bill Capace converted and the Seminoles led by seven.

The score remained the same until OU's Fred Keeling hit a 53-yard field goal with two seconds remaining in the half.

Oklahoma took the second half kickoff and marched 78 yards for a touchdown and a 10-7 lead. On second and goal from the FSU four, halfback David Overstreet took a pitchout to the right and scored easily.

On the following series, FSU drove from its own 20 to the Oklahoma 27, only to watch Capace's 44-yard field goal attempt sail right. The Seminoles recovered a Watts fumble three plays later. This time Capace's field goal from 19 yards was good, and the score was tied at 10.

With 13 minutes left in the game, Keeling dropped back to his own 18 to punt. The snap sailed through his hands and into the end zone, where Bobby Butler recovered for a touchdown and a 17-10 Seminole lead.

The teams traded punts and Oklahoma took over on its own 22-yard line, trailing by seven with 3:30 on the clock. Then, Watts abandoned the forte of the Sooner offense — running — and went to the air.

On third-and-nine from the OU 23, Watts hit Rhodes with a 42-yard pass to the FSU 35. Then Chet Winters hauled in a 14-yard pass to the Florida State 21 for another first down.

After a 10-yard scramble by Watts, the senior quarterback found Rhodes in the end zone for the touchdown.

Two completed passes gave Florida State the ball on the Oklahoma 45 with just five seconds remaining. Capace attempted to give Florida State the win with a 62-yard field goal, but the attempt fell six yards short and the Seminoles had lost to the Sooners in the Orange Bowl for the second straight year.

## 1982 Gator Bowl Florida State ..... 31 West Virginia ..... 12

JACKSONVILLE, Fla. (Dec. 30, 1982) - Greg Allen rambled for 138 yards and two scores, while surprise starter Blair Williams threw for 202 yards and another touchdown as Florida State upset West Virginia 31-12 in the 38th Annual Gator Bowl.

Allen, who was named MVP, scored twice in the third quarter to break open a tight game and give the Seminoles a 31-6 lead entering the final period.

The victory lifted the Seminoles' record to 9-3 on the year, and gave FSU Head Coach Bobby Bowden a win in his first encounter against the Mountaineers — the team he coached from 1970-75.

Florida State drew first blood



During his final two years at FSU, Ron Simmons was a consensus All-American and led the Seminoles to consecutive Orange Bowl appearances.



in the game — taking a 3-0 lead on a 20-yard field goal by Philip Hall with 3:30 remaining in the first quarter. Frustrated by a blocked field goal attempt on the first drive of the game, the Mountaineers came back to tie the game early in the second stanza when All-American Paul Woodside hit a 48-yard field goal.

The Seminoles took the lead for good on the next play. Picking up Woodside's kickoff on the five, Billy Allen started up the middle and then broke to his left — eventually going 95 yards for a touchdown, a Gator Bowl record, and a 10-3 FSU lead.

West Virginia added a field goal to cut the lead to 10-6, but Williams led FSU on a 63-yard touchdown drive with under one minute to play in the half.

With just 15 seconds remaining and the ball on the 27, Williams lofted a pass into the right corner of the end zone, where Dennis McKinnon went high over two WVU defenders to make a spectacular catch and give the Seminoles a 17-6 intermission lead.

The third quarter belonged to Greg Allen. Carrying the ball just five times, the sophomore tailback logged 52 yards and a pair of touchdowns.

Florida State's defense, which was in the face of WVU quarterback Jeff Hostetler all night, controlled the final period.

FSU held Hostetler to 10 completions in 28 attempts for 118 yards and two interceptions, while the Seminole offense was busy piling up 451 yards of total offense against a WVU defense ranked in the top 10 nationally.

## 1983 Peach Bowl

**Florida State ----- 28**  
**North Carolina ----- 3**

ATLANTA, Ga. (Dec. 28, 1983) - Making his first career start, Eric Thomas fired a pair of first-quarter touchdown passes to lead the Seminoles to a stunning 28-3 win over North Carolina in the 16th Annual Peach Bowl.

Thomas, a third-year sophomore who played sparingly during the year, led FSU on two long scoring drives on the Seminoles' first two possessions. On the first drive, Thomas directed a nine-play, 62-yard march from the Florida State 38. The drive ended when he found Weegie Thompson in the right corner of the end zone from 15 yards out for the touchdown.

Following a strong defensive effort that forced a Tar Heel

punt after three downs, Thomas took over again. Displaying veteran composure in eluding a UNC blitz, he found Thompson again with an 18-yard scoring pass to give FSU a 14-0 lead.

The Seminoles stretched their lead to 21-0 before the intermission. Midway through the second quarter, Pete Pantone fell on a fumbled punt return at the UNC 16. Rosie Snipes scored on a one-yard run for a three-touchdown lead at the half.

Defensive MVP Alphonso Carreker led the Seminoles, who held the Tar Heel running attack to only 32 net yards. In the game, UNC managed only 198 yards of total offense.

In the second half, the Seminoles used a ball control offense to account for 265 yards on the ground, stopping any hopes of a Carolina comeback. Greg Allen and Cletis Jones led FSU's assault, piling up a combined 176 yards on 37 carries.

Florida State scored its last touchdown on a one-yard run by Thomas, after the Seminoles used an 11-play, 88-yard drive to eat up all but 31 seconds of the fourth quarter clock. Thomas' two touchdown passes and running off the option earned him offensive MVP honors.

## 1984 Citrus Bowl

**Florida State ----- 17**

**Georgia ----- 17**

ORLANDO, Fla. (Dec. 21, 1984) - Florida State's ninth blocked punt of the season led to a late score and enabled FSU to escape with a 17-17 tie with Georgia in front of 51,821 fans in the Florida Citrus Bowl.

Leading 17-9 with 3:58 left, Georgia punter Chip Andrews dropped back to receive the snap when FSU's Lenny Chavers burst through the middle of the Bulldog line to block the punt. Special teams phenom Joe Wessel scooped up the loose ball and returned it 14 yards for his fourth touchdown of the season off a blocked kick.

Florida State fell behind 14-0 at the half, and needed the blocked punt to earn the tie. The Bulldogs had taken control in the second quarter, scoring on runs of two and four yards by running back Lars Tate, who gained 75 yards and was named Offensive Player of the Game.

Tate's second touchdown was set up by cornerback Kevin Harris, who picked off an Eric Thomas pass and returned it 18 yards to the FSU 13 with 1:22 remaining in the first half.

Florida State got on track early in the third quarter,

marching 67 yards with the second half kickoff to set up a 32-yard field goal by Derek Schmidt.

The Seminoles' next score came with 14:12 left in the game when Tony Smith, who finished the day with 68 yards on 10 carries, scored from the one.

Held to 134 yards of total offense, Georgia scored its only points of the second half on a 36-yard field goal by Kevin Butler in the fourth quarter. The FSU defense was led by linebacker Henry Taylor and safety Billy Allen, both of whom registered 11 tackles.

While the defense had success stopping the Georgia offensive attack, Florida State's offense sputtered throughout the game.

Georgia did mount a late scoring threat when it took possession of the ball on the Florida State 46-yard line with 21 seconds left. After two incomplete passes, the Bulldogs lined up to attempt a 70-yard field goal by All-American Butler, whose attempt fell just short as time expired.

## 1985 Gator Bowl

**Florida State ----- 34**

**Oklahoma State ---- 23**

JACKSONVILLE, Fla. (Dec. 30, 1985) - Freshman quarterback Chip Ferguson threw for 338 yards and a pair of touchdowns, and Tony Smith added 201 yards rushing as Florida State rolled over Oklahoma State, 34-23, in the 41st Annual Gator Bowl.

FSU, which entered the game minus its top three receivers, fooled Oklahoma State by throwing on 15 of its first 20 plays. Derek Schmidt field goals of 23 and 39 yards, and a 39-yard touchdown catch by Herb Gainer sandwiched in between, gave FSU a 13-0 halftime lead.

Oklahoma State got on the scoreboard immediately following the intermission when a 63-yard drive ended in a 33-yard field goal by Brad Dennis.

Ferguson, who was named the game's MVP, went back to the air, taking the Seminoles 73 yards on the next series before handing off to senior fullback Cletis Jones for a three-yard touchdown run. An interception by Deion Sanders gave the ball back to FSU, and Ferguson used just five plays before hitting Gainer with a 19-yard touchdown pass. That made the score 27-3, Florida State.

Oklahoma State didn't give up with Cowboy quarterback Ronnie Williams passing 29

yards to All-America tailback Thurman Thomas for an OSU TD. Following a Ferguson fumble, Williams handed off to Thomas, who threw back to the quarterback for a 12-yard touchdown that closed the score to 27-17.

Early in the fourth quarter, Ferguson scored from one yard out to give the Seminoles a 17-point cushion. The Cowboys added a late touchdown on a 31-yard pass from Williams to Hart Lee Dykes.

Sophomore wide receiver Randy White, who had never caught a pass at FSU, grabbed four first half passes for 87 yards while Gainer, who had caught just five during the regular season, hauled in seven for 148 yards and two TDs. Smith's 201 rushing yards came on 24 carries.

The Seminole defense held the heralded Thomas in check the entire game, limiting him to 97 yards on 26 attempts.

Florida State finished the season with a 9-3 record.

## 1986 All-American Bowl

**Florida State ----- 27**

**Indiana ----- 13**

BIRMINGHAM, Ala. (Dec. 31, 1986) - Tailback Sammie Smith rushed for 205 yards and two touchdowns as Florida State claimed a 27-13 win over Indiana in the 10th Annual All-American Bowl.

Indiana was its own worst enemy, missing four scoring opportunities inside the FSU 31-yard line. The Hoosiers gained 383 yards to the Seminoles' 342 and held onto the ball almost 15 minutes longer than FSU.

Indiana scored first in the game. After driving 60 yards in 13 plays, Pete Stoyanovich kicked a 35-yard field goal to give his team a 3-0 lead.

FSU turned to Smith, a redshirt freshman. He ran for 28 yards on four carries and caught a pass for seven more as the Seminoles moved down the field. His four-yard touchdown run capped the drive. Derek Schmidt's PAT was blocked and FSU took a 6-3 lead.

Florida State picked up another touchdown before the half when Smith scored on a nine-yard romp. The Seminoles carried that 13-3 lead into intermission.

FSU made it 20-3 on the first possession of the second half. Smith ran three times for 20 yards





1987 Butkus Award winner Paul McGowan led Florida State to the '88 Fiesta Bowl in the season that began the Seminoles' current run of 10-win and Top Four seasons.

## SEMINOLE SIDELINE

Florida State appeared in its 11th straight bowl game and its 14th in 17 years under Bobby Bowden in 1992. Overall, it was FSU's 22nd bowl trip in just 46 seasons of collegiate football, the top mark in the state. Miami ranks second in bowl appearances, as they have been in 21 bowl games in 67 years of competition. The University of Florida has appeared in 19 bowls in 85 years in the football business.

and the Holloman brothers did the rest. The drive was sparked by a 36-yard reverse by Darrin, while senior Tanner collected 15 yards, including eight on a touchdown run.

IU came right back, but Stoyanovich missed a third FG, this time from 49 yards out. The Hoosier defense continued to hold the Seminoles, and late in the third period, Indiana made an attempt to get back into the game. Fullback Andre Powell closed the gap to 20-10 with a two-yard plunge at the 1:19 mark.

Following an interception in the opening minutes of the fourth period, Indiana drove 56 yards on seven plays and Stoyanovich's 30-yard field goal closed the score to 20-13.

FSU marched right back behind a handful of carries by Smith that netted 44 yards, with Tanner Holloman scoring on a 10-yard run.

For his performance, Smith was awarded the MVP trophy and the Seminoles finished the season with a 7-4-1 record.

## 1988 Fiesta Bowl

Florida State ----- 31  
Nebraska ----- 28

TEMPE, Ariz. (Jan. 1, 1988)—Florida State quarterback Danny McManus hit wide receiver Ronald Lewis for a touchdown on fourth-and-15 late in the fourth quarter as FSU bounced back to win the Fiesta Bowl over Nebraska, 31-28.

Nebraska struck quickly on a three-yard run by tailback Keith Jones and a 52-yard punt return by Dana Brinson to open the game. At the end of one, Florida State trailed 14-0.

FSU scored 21 points in the second quarter after abandoning the run and turning to the hot hand of McManus, who was named the game's offensive MVP. When it was over, McManus had broken Fiesta Bowl records for passes attempted (51) and yards passing (375).

The second quarter was all Garnet and Gold. Deion Sanders' interception of a Steve Taylor pass gave the Seminoles the football at the Husker 40. Six plays later, Herb Gainer snagged the first of his two TDs, this one a 10-yarder.

The Florida State defense continued to tighten. Paul McGowan's fumble recovery gave the ball back to the offense. Seventy-five yards later, McManus handed off to Dayne Williams for a one-yard touchdown run.

Florida State scored on its third consecutive possession with 44 seconds left in the half. McManus connected with Gainer from 25 yards out, and the Seminoles enjoyed a 21-14 lead.

The Huskers evened the score at 21 when they took the second half kickoff and marched 77 yards, Taylor scoring from the two. The Seminoles then took a 24-21 lead on Derek Schmidt's 32-yard field goal. With 40 seconds left in the third period, fullback Tyreese Knox put Nebraska back on top with a four-yard run.

The fourth period proved to be the culmination of an exciting afternoon for the crowd of 72,112 in Sun Devil Stadium. Nebraska's offense drove the field, using six minutes of clock time as the game wound down. Camped at the Tribe two on second-and-goal, the Huskers were set to deal the final blow. But as Knox got the handoff, the ball popped loose and FSU's Eric Hayes recovered.

With 6:58 left, McManus needed a touchdown for a Florida State win. Starting from the FSU three, the senior led his team down to the Nebraska two—the



big play coming on a 43-yard pass to tailback Dexter Carter. A dead ball foul pushed the Seminoles back to the 18. Two plays later, McManus faced fourth-and-goal from the 15. He hit Lewis on the square-in pattern for the winning touchdown.

Florida State finished the season 11-1 and was voted runner-up in both the Associated Press and United Press International polls.

## 1989 Sugar Bowl Florida State ----- 13 Auburn ----- 7

NEW ORLEANS, La. (Jan. 2, 1989)—Sammie Smith rushed for 115 yards on 24 carries and All-American Deion Sanders intercepted a pass in the end zone on the game's final play to give Florida State a 13-7 victory over SEC champion Auburn in the 55th Annual Sugar Bowl.

The victory, before an ABC national television audience, gave FSU an 11-game win streak and a No. 3 final ranking. It also marked the seventh consecutive bowl championship for FSU.

Florida State scored 10 points in the first quarter, and it would be enough for the Seminole defense. FSU limited the Tigers to 108 yards on the ground and 270 total yards. The Tribe recovered a pair of fumbles and grabbed three interceptions, including Sanders' game-saver.

Smith powered the Florida State offense early with 73 yards in the first half. He earned the Miller-Digby Award as the game's Most Valuable Player and became the first back to gain over 100 yards on Auburn's defense in 25 games.

Florida State opened the game with an impressive 84-yard drive. Smith gained 50 yards as the Tribe surprised Auburn by running the ball up the middle. Dayne Williams got the touchdown on a two-yard run at 9:48 of the first quarter.

After a Stan Shiver interception, FSU's Bill Mason added a 35-yard field goal to give the Seminoles a 10-0 lead. Following a fumble recovery, Florida State drove to the Auburn two, where a fake field goal attempt failed.

The next time the Seminoles got the ball, after a Dedrick Dodge interception, FSU capitalized by driving 24 yards in eight plays for a 31-yard Mason field goal.

The teams exchanged punts on their next possessions before Auburn drove for its lone score of the game. The Tigers took the ball on their own 49 and

Reggie Slack threw a 20-yard touchdown pass to Walter Reeves to bring Auburn within six at 13-7.

It was as close as Auburn would get. In fact, neither team would score again as defense dominated the second half.

As the fourth period began, FSU was on the Auburn one following a 68-yard drive. On third-and-goal, Chip Ferguson's lateral to Sammie Smith got away and Auburn recovered. The Tigers turned around and drove to the FSU 15-yard line.

On fourth-and-nine from FSU's 15, Howard Dinkins pressured Slack and he was called for intentional grounding. After a Seminole punt pinned Auburn at its own four with 3:28 to go, the Tigers put together a last-ditch drive to win the game.

With Slack completing passes to receivers Reeves, Lawyer Tillman and Freddy Weygand, the Tigers converted on fourth down three times. But on third-and-10 from the FSU 22 and five seconds remaining, Auburn went at FSU's All-American once too often. Sanders picked off Slack's pass in the end zone, and Florida State had its first Sugar Bowl victory.

## 1990 Fiesta Bowl Florida State ----- 41 Nebraska ----- 17

TEMPE, Ariz. (Jan. 1, 1990)—Peter Tom Willis, the game's Offensive Most Valuable Player, threw for five touchdowns and 422 yards to lead Florida State to its second Fiesta Bowl win over the Nebraska Cornhuskers, 41-17.

Nebraska came on strong in the first quarter with a 69-yard touchdown drive. Capped by a Gerry Gdowski-to-Brian Gregory pass, the drive took only 3:41.

Florida State followed with a march that ended in a missed 37-yard field goal by Bill Mason. Three plays later, Nebraska fumbled, but the Seminoles could not capitalize on Errol McCorvey's recovery.

Kevin Grant's interception at the Nebraska 37-yard line provided another scoring chance for FSU, but at the top of the second quarter, Richie Andrews' 39-yard field goal attempt missed to the left.

In the second quarter, Willis completed 12-of-14 passes for 210 yards and three touchdowns as the Seminoles built a 21-10 halftime lead. The first drive began with Odell Haggins' fumble recovery. Two plays later, Willis' pass to Terry Anthony tied the score at seven.

Nebraska followed with a 62-yard kick return and a 39-yard field goal to take a 10-7 lead.

After a Florida State fourth down conversion try failed and Nebraska missed a field goal, the Seminoles took the lead for good on a five-yard touchdown pass from Willis to Reggie Johnson.

With 24 seconds left in the first half, Willis struck again with a 10-yard pass to Dexter Carter to put FSU up 21-10.

Florida State continued the flood in the third quarter. Willis' passing and spectacular catching by the FSU receivers — Anthony caught six passes for 88 yards, Ronald Lewis five for 106 yards and Lawrence Dawsey four for 66 — helped the Seminoles to three third quarter touchdowns and a 41-10 lead.

After Paul Moore scored on a one-yard run, Willis connected with Johnson for the second time. Next came a 24-yard pass to Anthony to give the Seminoles their sixth touchdown of the game.

The win was Florida State's 10th straight after an 0-2 start to the 1990 season. FSU finished with its third straight Top Three ranking.

## 1990 Blockbuster Bowl Florida State ----- 24 Penn State ----- 17

MIAMI, Fla. (Dec. 28, 1990)—In a game that pitted college football's winningest active coaches, FSU quarterback Casey Weldon completed 22-of-36 passes for 248 yards to lead the Seminoles to a 24-17 victory over Penn State in the inaugural Blockbuster Bowl. The victory pushed Florida State to a number four final ranking.

After scoring on a 41-yard Richie Andrews field goal on the game's first drive, Terrell Buckley's thrilling 39-yard punt return put the Seminoles on the Penn State 17-yard line minutes later. Four plays later, Florida State scored the first touchdown of the game on a one-yard run by Amp Lee. Lee was named the game's Most Valuable Player with 86 yards on 21 carries and a pair of scores.

Following unsuccessful drives by both Penn State and FSU, PSU quarterback Tony Sacca launched a 56-yard touchdown pass to David Daniels for the Nittany Lions' first score.

Florida State's lead increased 1:32 into the second quarter when Lee ran for his sec-

ond touchdown of the game, this one from seven yards out. The score remained 17-7 until the third quarter.

Florida State started the third period with a drive that ended in a Nittany Lion interception at the Penn State 18-yard line. Twelve plays later, PSU kicker Craig Fayak gave the Nittany Lions their sole score of the third quarter with a 32-yard field goal. The Seminoles came back quickly. Weldon ran five yards for FSU's final score after a 58-yard drive.

The Nittany Lions and Seminoles exchanged punts before Penn State came back. Following a 62-yard drive, Terry Smith scored on a 37-yard pass from reserve QB Tom Bill as PSU closed to within seven with six minutes left in the game.

The final six minutes would provide some anxious moments for Seminole fans as the Nittany Lions gained momentum with Bill at the helm.

But both defenses held in the final minutes. After an exchange of punts, FSU's John Davis cemented the victory with a leaping interception at the Florida State one. The Seminoles were able to run out the clock after that to hand the Nittany Lions their first loss in nine games.

## 1992 Cotton Bowl Florida State ----- 10 Texas A&M ----- 2

DALLAS, Texas (Jan. 1, 1992)—The Seminoles won the Cotton Bowl with a mix of feisty defense and ball control offense which highlighted the rushing of sophomore Sean Jackson. After consecutive losses to Miami and Florida to end the regular season, the Seminoles rebounded to defeat ninth-ranked Texas A&M, 10-2.

Jackson ably took over the starting tailback job, running for 119 yards on 27 carries and was named the game's offensive MVP.

Rainy and cold weather conditions caused a turnover-filled game that turned into a defensive struggle. There were a Cotton Bowl record 13 turnovers in all, eight by the Aggies and five by Florida State. Texas A&M was especially plagued by ball-handling woes, fumbling six times and throwing two interceptions.

Ironically, Texas A&M's first fumble resulted in its only points of the game. When Aggie running back Greg Hill fumbled



out of bounds deep in Seminole territory, the FSU offense was forced to take over on its own two-yard line. One play later, Quentin Coryatt caught FSU quarterback Casey Weldon in the end zone for a safety.

The Aggies' two-point lead held for most of the half until Dallas native Clifton Abraham recovered an Aggie fumble at midfield. Seven plays later, Weldon faked a handoff and rolled around the right end for a five-yard touchdown run.

The second half was a carbon copy of the first with both teams trying to hang onto the ball in the wet conditions. The FSU defense continued to harass the Aggie offense, caused five fumbles in the second half. Florida State held A&M to 180 yards of total offense for the game.

The Aggie defense was also dominating, allowing the Seminoles just one more score in the game, a 27-yard field goal by Gerry Thomas with 2:40 left in the fourth quarter. Florida State won its 11th game of the year and finished the season ranked fourth in the nation.

## 1993 Orange Bowl Florida State ----- 27 Nebraska ----- 14

MIAMI, Fla. (Jan. 1, 1993)—The Orange Bowl provided the perfect setting for a reunion. After all, the bowl itself was one Florida State had not visited since 1981, and FSU had never won the game. In addition, the matchup between Big Eight champ Nebraska and Florida State provided a chance for the two teams to get reacquainted.

Before the coin toss, the outcome seemed a foregone conclusion. Nobody, including the Nebraska school newspaper, believed the Cornhuskers stood a chance against Charlie Ward and Florida State's high-powered offense, while the FSU defense appeared up to the challenge of stopping Nebraska's "We-Backs".

By the second quarter, the foundation of a rout had been built. The Tribe scored 20 unanswered points and the Cornhuskers were flailing in monsoon conditions that had hit the Orange Bowl. However, the torrential downpour affected FSU's style of play more, forcing the offense to replace the shotgun with a safer and slower

I-formation rushing attack.

Florida State tallied its first points of the contest midway through the first quarter. After Nebraska hit a brick wall on a fourth-and-one attempt on an early drive, the Seminole offense got the ball on its own 24-yard line.

Charlie Ward quickly directed a drive to the Cornhusker 25. From there, the FSU signal-caller calmly hooked up with Tamarick Vanover for the first score of the game.

After an exchange of punts, an interception, and a missed field goal by Nebraska, FSU got going again. Vanover's 29-yard pickup on a reverse and Sean Jackson's 28-yard pass completion to Ward highlighted an FSU drive that resulted in a 40-yard field goal by Dan Mowrey. With 10:54 left in the half, the Tribe held a 10-point advantage.

A Nebraska mistake proved costly on the following series. Cornhusker quarterback Tommy Frazier attempted a late pitch. The ball sailed and FSU's Dan Footman recovered it on the two-yard line. Three plays later, Ward hit Kez McCorvey with a four-yard strike for a 17-0 FSU lead.

Mowrey added another field goal in the period, this one from 24 yards out. With a first half shutout looming, Nebraska went to the air. Frazier soon connected with Corey Dixon, who made a circus grab in the end

zone for a 41-yard touchdown.

As the rain poured down, Florida State and Nebraska played a quiet final half, offensively. The two teams traded touchdowns, with the Seminoles putting the game away in the third quarter. At the end of an 85-yard, 16-play drive that took nearly eight minutes off the clock, Jackson rattled and rolled 11 yards into the end zone, giving the Tribe a 20-point lead once again.

The Cornhuskers put the last points on the board with 10 minutes left in the game. Tight end Gerald Armstrong snared a one-yard pass from Frazier.

Ward was named Florida State's Orange Bowl MVP with 210 yards of total offense and two touchdown passes. Jackson also had an excellent outing, gaining 101 yards on 17 carries and catching four passes for 61 yards. Jackson gained 73 of his 101 yards in the second half as he passed the 100-yard mark for the second consecutive bowl game.



While the Seminole offense has garnered most of the national attention, it is the FSU defense which has been the key to bowl success of late, holding Texas A&M to a safety in the 1992 Cotton Bowl and Nebraska to two touchdowns in last year's Orange Bowl win.

# FLORIDA STATE BOWL RECORDS

## INDIVIDUAL

### Total Offense

Most Plays - 61, Kim Hammond vs. Penn State, 1967 Gator Bowl  
 Most Yards Total Offense - 414, Peter Tom Willis vs. Nebraska, 1990 Fiesta Bowl  
 Most Touchdowns Responsible For - 5, Steve Tensi vs. Oklahoma, 1965 Gator Bowl; Peter Tom Willis vs. Nebraska, 1990 Fiesta Bowl

### Rushing

Most Carries - 27, Phil Spooner vs. Oklahoma, 1965 Gator Bowl

Most Yards Gained - 205, Sammie Smith vs. Indiana, 1986 All-American Bowl  
 Most TDs Rushing - 2, Five Times (latest Amp Lee vs. Penn State, 1990 Blockbuster Bowl)  
 Longest Rush - 65, Dennis McKinnon vs. West Virginia, 1982 Gator Bowl  
 Highest Average Per Rush - 8.4 (24-202), Tony Smith vs. Oklahoma State, 1985 Gator Bowl

### Passing

Most Passes Attempted - 53, Kim Hammond vs. Penn State, 1967 Gator Bowl  
 Most Passes Completed - 37, Kim Hammond vs. Penn State, 1967 Gator Bowl

Most Interceptions Thrown - 4, Kim Hammond vs. Penn State, 1967 Gator Bowl; Steve Tensi vs. Oklahoma, 1965 Gator Bowl; Casey Weldon vs. Texas A&M, 1992 Cotton Bowl  
 Most Yards Gained - 422, Peter Tom Willis vs. Nebraska, 1990 Fiesta Bowl  
 Most Touchdown Passes - 5, Steve Tensi vs. Oklahoma, 1965 Gator Bowl; Peter Tom Willis vs. Nebraska, 1990 Fiesta Bowl  
 Longest Pass - 46, Gary Huff to Kent Gaydos vs. Arizona State, 1971 Fiesta Bowl

### Receiving

Most Passes Caught - 14, Ron Sellers vs. Penn State, 1967 Gator Bowl

Most Yards Receiving - 192, Fred Biletnikoff vs. Oklahoma, 1965 Gator Bowl  
 Most TD Passes Caught - 4, Fred Biletnikoff vs. Oklahoma, 1965 Gator Bowl

### Punting

Most Punts - 9, Rohn Stark vs. Oklahoma, 1980 Orange Bowl; Bill Cheshire vs. LSU, 1968 Peach Bowl  
 Highest Average - 47.5, Louis Berry vs. Oklahoma State, 1985 Gator Bowl  
 Most Yards on Punts - 380, Rohn Stark vs. Oklahoma, 1980 Orange Bowl  
 Longest Punt - 70, Rohn Stark vs. Oklahoma, 1980 Orange Bowl

### Punt Returns


Most Punt Returns - 5, Jessie Hester vs. North Carolina, 1983 Peach Bowl  
 Most Yards on Punt Returns - 73, Billy Graham vs. Texas Western, 1955 Sun Bowl  
 Longest Punt Return - 39, Terrell Buckley vs. Penn State, 1990 Blockbuster Bowl

### Kickoff Returns

Most Kickoff Returns - 5, Barry Smith vs. Arizona State, 1971 Fiesta Bowl  
 Most Yards on Kickoff Returns - 143, Barry Smith vs. Arizona State, 1971 Fiesta Bowl  
 Most TDs on Kickoff Returns - 1, Billy Allen vs. West Virginia, 1982 Gator Bowl; Larry Key vs. Texas Tech, 1977 Tangerine Bowl  
 Longest Kickoff Return - 95, Billy Allen vs. West Virginia, 1982 Gator Bowl (TD)

### Interceptions

Most Passes Intercepted - 2, Brian McCrary vs. West Virginia, 1982 Gator Bowl  
 Most Yards on Interceptions - 69, Howard Ehler vs. Oklahoma, 1965 Gator Bowl  
 Longest Interception Return - 69, Howard Ehler vs. Oklahoma, 1965 Gator Bowl



Quarterback Steve Tensi keyed Florida State's 1965 Gator Bowl victory with five touchdown passes, but also threw four interceptions, both FSU bowl game records.



## Scoring

Most Points - 24, Fred Biletnikoff vs. Oklahoma, 1965 Gator Bowl  
Most Touchdowns - 4, Fred Biletnikoff vs. Oklahoma, 1965 Gator Bowl  
Most PATs Attempted - 6, Richie Andrews vs. Nebraska, 1990 Fiesta Bowl  
Most PATs Made - 5, Richie Andrews vs. Nebraska, 1990 Fiesta Bowl  
Most Points Kicking - 12, Frank Fontes vs. Arizona State, 1971 Fiesta Bowl

## Field Goals

Most Field Goals Attempted - 4, Bill Capece vs. Oklahoma, 1981 Orange Bowl  
Most Field Goals Made - 3, Frank Fontes vs. Arizona State, 1971 Fiesta Bowl  
Longest Field Goal Made - 42, Frank Fontes vs. Arizona State, 1971 Fiesta Bowl

## TEAM SINGLE GAME OFFENSE

### Total Offense

Most Yards Gained - 569 vs. Oklahoma State, 1985 Gator Bowl  
Most Yards Gained, Both Teams - 938 vs. Oklahoma State, 1985 Gator Bowl  
Greatest Margin of Victory - 25 vs. North Carolina, 1983 Peach Bowl  
Greatest Margin of Defeat - 27 vs. Texas Western, 1955 Sun Bowl  
Most Touchdowns - 6 vs. Nebraska, 1990 Fiesta Bowl  
Most PATs Made - 5 vs. Nebraska, 1990 Fiesta Bowl  
Most Field Goals Made - 3 vs. Arizona State, 1971 Fiesta Bowl

### Rushing

Most Yards Gained - 364 vs. North Carolina, 1983 Peach Bowl  
Most Yards Gained, Both Teams - 562 vs. North Carolina, 1983 Peach Bowl  
Most Touchdowns - 4 vs. Indiana, 1986 All-American Bowl

## Passing

Most Passes Attempted - 65 vs. Penn State, 1967 Gator Bowl  
Most Passes Completed - 38 vs. Penn State, 1967 Gator Bowl  
Most Interceptions Thrown - 4, vs. Penn State, 1967 Gator Bowl; vs. Oklahoma, 1965 Gator Bowl; vs. Texas A&M, 1992 Cotton Bowl  
Most Yards Gained - 455 vs. Texas Tech, 1977 Tangerine Bowl  
Most Yards Gained, Both Teams - 734 vs. Texas Tech, 1977 Tangerine Bowl  
Most TD Passes - 5, vs. Oklahoma, 1965 Gator Bowl; vs. Nebraska, 1990 Fiesta Bowl

## Punting

Most Punts - 9, vs. Oklahoma, 1980 Orange Bowl; vs. LSU, 1968 Peach Bowl; vs. Wyoming, 1966 Sun Bowl  
Most Punts, Both Teams - 17, vs. Wyoming, 1966 Sun Bowl; vs. Texas A&M, 1992 Cotton Bowl  
Highest Average - 47.5 vs. Oklahoma State, 1985 Gator Bowl

## Punt Returns

Most Punt Returns - 5, vs. North Carolina, 1983 Peach Bowl; vs. Penn State, 1967 Gator Bowl  
Most Yards Gained - 62 vs. Georgia, 1984 Citrus Bowl

## Kickoff Returns

Most Kickoff Returns - 8, vs. Arizona State, 1971 Fiesta Bowl; vs. Texas Western, 1955 Sun Bowl  
Most Yards Gained - 184 vs. Arizona State, 1971 Fiesta Bowl

## First Downs

Most First Downs - 31 vs. Oklahoma State, 1985 Gator Bowl  
Most First Downs, Both Teams - 54 vs. Oklahoma State, 1985 Gator Bowl  
Most Rushing First Downs - 21 vs. Oklahoma, 1980 Orange Bowl  
Most Passing First Downs - 19, vs. Oklahoma State, 1985 Gator Bowl; vs. Nebraska, 1988 Fiesta Bowl

## Fumbles

Most Fumbles Lost - 2, Six Times (latest vs. Oklahoma State, 1985 Gator Bowl)  
Most Fumbles Lost, Both Teams - 7 vs. Texas A&M, 1992 Cotton Bowl

## SINGLE GAME DEFENSE

### First Downs

Fewest First Downs Allowed - 6, Wofford, 1950 Cigar Bowl

### Total Defense

Fewest Yards - 139, Wofford, 1950 Cigar Bowl  
Most Yards - 450, Arizona State, 1971 Fiesta Bowl

### Rushing Defense


Fewest Yards Rushing - 32, North Carolina, 1983 Peach Bowl  
Most Yards Rushing - 411, Oklahoma, 1980 Orange Bowl

## Passing Defense

Fewest Passes Attempted - 4, Oklahoma, 1980 Orange Bowl  
Fewest Passes Completed - 2, Oklahoma, 1980 Orange Bowl  
Fewest Yards Passing - 36, Oklahoma, 1980 Orange Bowl  
Most Yards Passing - 279, Texas Tech, 1977 Tangerine Bowl  
Most Passes Intercepted - 3, vs. Penn State, 1967 Gator Bowl; vs. Auburn, 1989 Sugar Bowl; vs. Penn State, 1990 Blockbuster Bowl




With back-to-back 100-yard rushing games in Florida State's last two bowl appearances, current Seminole running back Sean Jackson can make a claim as one of FSU's top bowl backs of all time.



# BOBBY BOWDEN

- ◆ The nation's winningest bowl coach ever.
- ◆ Only coach in major college football history with six straight 10-win seasons.
- ◆ Second-winningest active head coach in America.
- ◆ Ranks seventh all-time in coaching victories (227).
- ◆ Guided Florida State to 14 bowl games in 17 seasons.
- ◆ Has more than half (154) of Florida State's all-time victories.
- ◆ Third in career win percentage among active coaches with a .744 mark.
- ◆ Has coached 22 All-Americans at Florida State.







## 1993 SCHEDULE

### August

28 vs. Kansas—Kickoff Classic

\* Parents' Weekend

\*\* Homecoming

Home Games in ALL CAPS

### September

4 at Duke

11 CLEMSON

18 at North Carolina

### October

2 GEORGIA TECH

9 MIAMI

16 VIRGINIA\*

30 WAKE FOREST\*\*

### November

6 at Maryland

13 at Notre Dame

20 N.C. STATE

27 at Florida