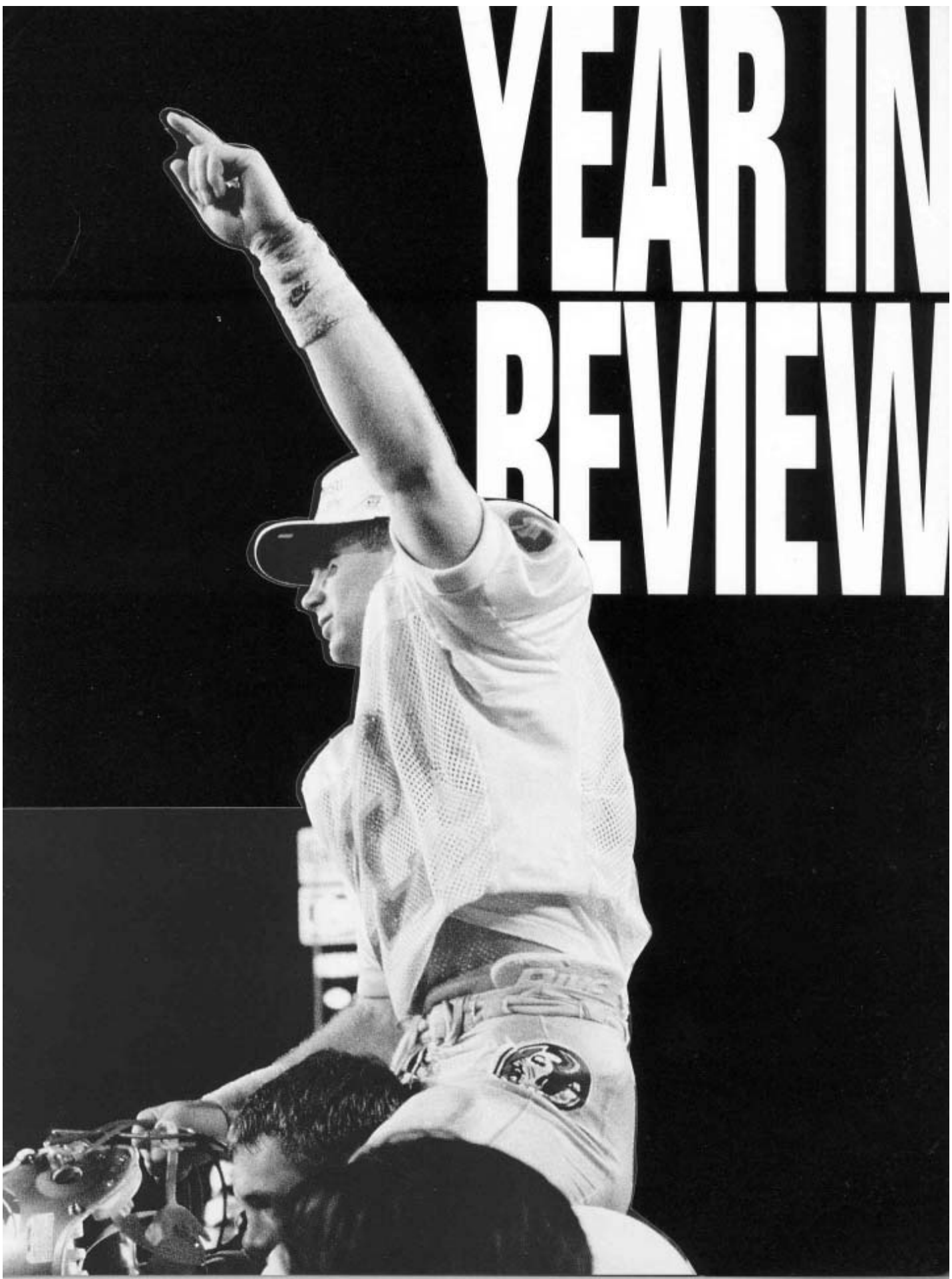


YEAR IN REVIEW





1993 SEASON IN REVIEW

KICKOFF CLASSIC

FLORIDA STATE.....	42
KANSAS	0
Aug. 28, 1993	

EAST RUTHERFORD, N.J.— In its second pre-season classic in three years, Florida State opened the 1993 campaign by routing Kansas 42-0 in the 11th Annual Kickoff Classic on a sweltering hot day at Meadowlands Stadium.

Heading into the season, the Seminoles' main concern was its defense, which returned only five starters and lost two defensive backs for the season on the first day of fall practice. Against Kansas, the Florida State defense silenced the critics with its first shutout since 1991, preserved by a historic goal line stand.

Kansas started the game in excellent field position after George White returned the opening kickoff to the Seminole 38-yard line. KU drove to the FSU 19, where Dan Eichloff booted a 36-yard field goal. But a roughing the kicker penalty gave the Jayhawks a new set of downs and erased the three points from the scoreboard. Kansas moved the ball 13 yards to the FSU 6, but Eichloff missed a 23-yard try wide left.

Florida State's Fast Break Offense, led by quarterback Charlie Ward, marched down the field on its first possession of the season on a near flawless 12-play, 80-yard drive. Ward was 7-of-9 for 67 yards passing on the drive, which was capped by Sean

Jackson's 4-yard run.

Florida State's special teams got into the scoring column late in the first quarter. Senior Lonnie Johnson blocked a punt and Clifton Abraham claimed it in the end zone to give the Seminoles a 14-0 lead.

Although the offense would amass a Kickoff Classic record 31 first downs and 538 yards of total offense, it was the FSU defense which stole the show. On KU's next possession, the Tribe turned back the Jayhawks six times inside the 1-yard line, frustrating Kansas with a goal line stand that will forever be engraved in the lore of the



1993 season. Cornerback Corey Sawyer and linebacker Ken Alexander pulled down tailback Charles Henley just short of the end zone on fourth down, turning back the Jayhawks for good.

Florida State's offense ended any doubts about the game's outcome by driving 99 yards in 2:34. The 8-play drive was highlighted by Jackson's 40-yard halfback pass to Kevin Knox, setting up a William Floyd 2-yard touchdown run that gave FSU a 21-0 half-time lead.

The offense continued to dominate Kansas in the second half. The Seminoles scored on their opening possession when Jackson galloped 30 yards for a touchdown, putting Florida State ahead 28-0.

Freshman tight end Rhodney Williams concluded the scoring when he



Florida State's 12-play goal line stand against Kansas in the Kickoff Classic was one of the greatest in Seminole history. The Seminoles actually stopped the Jayhawks six times inside the one-yard line.

caught a 21-yard touchdown pass from Jon Stark with 2:17 left in the game.

Ward completed 16-of-26 passes for 194 yards, and Kez McCorvey was named the ABC-Chevrolet Player of the Game with five catches for 107 yards. Derrick Brooks made 13 tackles, including two tackles for loss, to lead a marvelous defensive effort.

SCORE BY QUARTERS

	1	2	3	4	F
Florida State	14	7	14	7	42
Kansas	0	0	0	0	0

SCORING SUMMARY

- FSU- Jackson 4 run (Bentley kick), 5:21
- FSU- Abraham recovers blocked punt in end zone (Bentley kick), 0:29
- FSU- Floyd 2 run (Bentley kick), 0:41
- FSU- Jackson 30 run (Bentley kick), 13:29
- FSU- M. Smith 11 run (Bentley kick), 7:17
- FSU- R. Williams 21 pass from Stark (Bentley kick), 2:17

TEAM STATISTICS


	FSU	KU
First Downs	31	12
Rushes-Yards	39-248	43-122
Passing Yards	290	118
Comp.-Att.-Int.	19-31-0	10-18-0
Plays-Total Offense	70-538	61-240
Return Yards	29	12
Punts-Average	4-44.0	7-42.0
Fumbles-Lost	0-0	0-0
Interceptions-Yards	0-0	0-0
Penalties-Yards	15-78	7-60
Time of Possession	26:05	33:55
Third Down Conv.	2-7	3-14

INDIVIDUAL STATISTICS

Rushing: FSU- M. Smith 11-87, Jackson 7-64, Dunn 8-68, Floyd 4-20, Allen 2-11, Vanover 2-3, Ward 4-0, Stark 1-(-2); KU- White 15-74, Henley 9-45, Levine 7-31, Good 4-4, Thomas 3-(-13), Preston 5-(-19).

Passing: FSU- Ward 16-26-0-194, Stark 2-3-0-56, Jackson 1-1-0-40, Kanell 0-1-0-0; KU- Thomas 5-12-0-42, Preston 5-6-0-76.

Receiving: FSU- McCorvey 5-107, Vanover 4-36, Floyd 2-3, Jackson 2-14, Knox 2-51, Frier 2-23, R. Williams 1-21, Cooper 1-35; KU- Levine 2-23, Ballard 2-51, R. Harris 2-11, White 2-18, Vang 1-1, Willeford 1-14.



The Seminoles had to battle the elements as well as an inspired Duke team in Durham in a 45-7 win.

FLORIDA STATE.....	45
DUKE.....	7
Sept. 4, 1993	

DURHAM, N.C. — Rain-soaked conditions could not neutralize the overwhelming power of Florida State as the Seminoles soundly defeated Duke 45-7. The Seminoles dominated every aspect of the game, outgaining the Blue Devils 628-147 in total yards, while limiting the Duke rushing attack to 17

yards.

The scoring combination of Charlie Ward to Tamarick Vanover hooked up for the first time in 1993 when Ward finished a 9-play, 84-yard opening drive by finding Vanover on a 32-yard touchdown pass.

The defense proved it could shut down its opponents and score as well. Linebacker Derrick Brooks intercepted a Joe Pickens pass and returned it 32 yards for a touchdown as the Seminoles tacked on 22 second quarter points on their way to a 29-0 halftime lead.

After a Duke punt, Sean Jackson wasted no time in providing another FSU touchdown by running up the middle 54 yards for a score. On the night, FSU tallied 279 yards on the ground with Jackson earning 107 yards on 13 carries to lead all rushers.

Ward displayed his multi-dimensional qualities by finishing a 5-play, 62-yard drive with an 11-yard touchdown run with 2:44 left in the half. The senior quarterback left the game after one touchdown drive early in the third quarter, but not before completing 22-of-31 passes for 272 yards.

A Duke fake punt try failed, leading to the Seminoles' third consecutive score. Freshman Scott Bentley nailed his first career field goal from 20 yards out to end the first half.

Florida State continued the romp in the second half, highlighted by Pooh Bear Williams' 47-yard touchdown jaunt in which he bulldozed through and then outran Blue Devil defenders.

Bentley added a 26-yard field goal before Duke finally got on the board. After blocking an FSU punt, Duke took over on the FSU 1-yard line. Tailback J.D. Lewis ran into the end zone untouched as Duke avoided the shutout.

SCORE BY QUARTERS

	1	2	3	4	F
Florida State	7	22	13	3	45
Duke	0	0	0	7	7

SCORING SUMMARY

- FSU- Vanover 32 pass from Ward (Bentley kick), 7:35
- FSU- Brooks 32 interception return (kick failed), 9:55
- FSU- Jackson 54 run (Bentley kick), 5:15
- FSU- Ward 11 run (kick blocked), 2:44
- FSU- Bentley 20 FG, 0:01
- FSU- McCorvey 3 pass from Ward (Bentley kick), 3:36
- FSU- P. Williams 47 run (kick failed), 2:32
- FSU- Bentley 26 FG, 7:45
- DU- Lewis 1 run (Cochran kick), 4:07

TEAM STATISTICS

	FSU	DU
First Downs	27	12
Rushes-Yards	42-279	20-17
Passing Yards	349	130
Comp.-Att.-Int.	26-36-0	15-45-3
Plays-Total Offense	78-628	65-147

Return Yards	55	40
Punts-Average	5-33.2	9-38.6
Fumbles-Lost	2-2	2-1
Interceptions-Yards	3-38	0-0
Penalties-Yards	11-98	5-46
Time of Possession	34:25	25:35
Third Down Conv.	7-15	1-13

INDIVIDUAL STATISTICS

Rushing: FSU- Ward 5-41, Floyd 3-25, Jackson 13-107, M. Smith 14-42, P. Williams 4-58, Ellison 1-6, Dunn 2-0; DU- Pickens 2(-26), Baldwin 3-10, Redmon 3-10, Fischer 2-1, Lowman 7-14, White 2-7, Lewis 1-1.

Passing: FSU- Ward 22-31-0-272, Stark 4-5-0-77; DU- Pickens 6-21-1-53, Fischer 9-23-2-77, Krueger 0-1-0-0.

Receiving: FSU- McCorvey 6-70, Dunn 2-66, Frier 5-52, Vanover 3-62, Jackson 3-37, Knox 2-27, Messam 2-16, M. Smith 1-8, Johnson 1-7, Floyd 1-5; DU- Baldwin 6-49, Clark 3-40, Jensen 1-7, Breedlove 1-7, Lowman 1-5, Redmon 1-3, Spurrier 1-7, Wright 1-12.

FLORIDA STATE..... 57
CLEMSON..... 0

Sept. 11, 1993

TALLAHASSEE, Fla. — Florida State christened newly-expanded Doak Campbell Stadium by dominating No. 17 Clemson 57-0 in front of a record crowd of 74,991. The Tribe handed the Tigers their worst loss in 62 years and improved to 3-0 on the year.

After forcing a Clemson punt, the Seminoles wasted little time. Charlie Ward, who had Heisman-like numbers of 25-for-33 for 317 yards and four touchdowns before exiting in the third quarter, drove FSU 91 yards in 10 plays. He hit Sean Jackson with a 3-yard touchdown pass for the first score.

Kicker Scott Bentley gave FSU more to cheer about when he connected on a career long 47-yard field goal. The kick capped a 9-play, 43-yard drive



In the first game in the newly expanded Doak Campbell Stadium, All-America candidate Clifton Abraham's interception in FSU's endzone preserved a 57-0 shutout of then 17th-ranked Clemson.

which was kept alive by a 27-yard third down scamper by Ward.

Florida State's Kentucky Derby Offense, in which the second team entered the game for the first play of a drive, provided more fireworks when tight end Lonnie Johnson hauled in a Danny Kanell pass and ran through the Tiger secondary en route to a 78-yard touchdown. Bentley's extra point attempt was blocked and picked up by Tiger Brian Dawkins, who looked as if he would score until Bentley chased him down and tackled him at the 12-yard line to preserve the shutout.

Not to be outdone, the special teams scored minutes later. Clifton Abraham recovered Derrick Brooks' blocked punt in the end zone, making the score 23-0 less than a minute into the second quarter.

Clemson drove to the Seminole 14 on its next possession. But Brooks tackled Rodney Blunt for a two-yard loss, and Patrick Sapp was sacked by James Roberson. After an incomplete pass, Clemson's Nelson Welch missed a 42-yard field goal.

The Tigers quickly regained the ball after an FSU fumble and advanced to the Seminole 4-yard line on a 52-yard completion from Sapp to split end Terry Smith. However, the defense responded with an impressive goal line stand that ended when Abraham and Alonzo Horner stuffed Blunt for the fourth consecutive time. On the afternoon the Seminole defense, led by an eight-tackle performance by Ken Alexander, held the Tiger ground game to just 73 yards.

In a game that saw nine different Seminoles score, Florida State produced 34 points in a second half filled with new faces. The FSU defense scored its fourth touchdown of the year when Brooks scooped up a fumble and returned it 83 yards to make the final score 57-0. Brooks' return also gave the Seminole defense a 24-7 scoring edge over its opponents' through three games.

SCORE BY QUARTERS

	1	2	3	4	F
Florida State	10	13	20	14	57
Clemson	0	0	0	0	0

SCORING SUMMARY

FSU- Jackson 3 pass from Ward (Bentley kick), 9:05

FSU- Bentley 47 FG, 1:34
 FSU- Johnson 78 pass from Kanell (kick blocked), 14:34
 FSU- Abraham recovers blocked punt in end zone (Bentley kick), 12:00
 FSU- Johnson 2 pass from Ward (Bentley kick), 7:31
 FSU- Dunn 16 pass from Ward (kick failed), 5:42
 FSU- Messam 12 pass from Ward (Bentley kick), 1:29
 FSU- M. Smith 22 pass from Kanell (Bentley kick), 11:06
 FSU- Brooks 83 fumble return (Mowrey kick), 6:16

TEAM STATISTICS

	FSU	CU
First Downs	31	17
Rushes-Yards	36-192	38-73
Passing Yards	442	227
Comp.-Att.-Int.	29-37-0	16-32-1
Plays-Total Offense	73-634	70-300
Return Yards	167	18
Punts-Average	2-29.0	9-36.0

Fumbles-Lost	4-2	2-2
Interceptions-Yards	1-0	0-0
Penalties-Yards	7-65	6-48
Time of Possession	26:54	33:06
Third Down Conv.	8-11	7-20

INDIVIDUAL STATISTICS

Rushing: FSU- Jackson 8-41, Floyd 4-30, Ward 4-32, M. Smith 5-19, P. Williams 6-22, Dunn 7-46, Allen, 1-3, Kanell 1-(-1); CU- Blunt 12-21, E. Smith 7-11, Sapp 7-23, Witherspoon 5-(-2), Solomon 3-17, Grier 1-22, Hood 2-2, Shaw 1-0.

Passing: FSU- Ward 25-33-0-317, Kanell 4-4-0-125; CU- Sapp 15-30-1-223, Solomon 1-2-0-4.

Receiving: FSU- Johnson 2-80, Jackson 5-18, M. Smith 1-22, Frier 2-38, Floyd 2-19, Knox 7-99, McCorvey 3-54, Vanover 2-43, Cooper 2-28, Dunn 1-16, Ellison 1-13, Messam 1-12; CU- T. Smith 8-156, J. Davis 4-52, Blunt 1-(-3), Hinton 2-25, Witherspoon 1-(-3).



All-American Derrick Brooks iced a hard-fought win at North Carolina with a 49-yard return of an interception for a touchdown. The TD was Brook's third on the season and meant he had outscored the Tribe's opponents who posted just 14 points over the first three games.

FLORIDA STATE 33
 NORTH CAROLINA 7
 Sept. 18, 1993

CHAPEL HILL N.C. — Florida State gained the inside track on the Atlantic Coast Conference championship by turning back North Carolina 33-7 before a record crowd of 54,100 at Kenan Stadium in Chapel Hill. In a game called "the biggest in North Carolina history," the Seminoles came away with an impressive road victory over the 13th-ranked Tar Heels.

After Charlie Ward threw his first interception of the season on the Seminoles' opening drive, and an exchange of punts, the Tribe fell behind for the first time in 1993 when UNC quarterback Jason Stanicek found a diving Bucky Brooks in the end zone. The 28-yard touchdown pass gave the Tar Heels a 7-0 advantage.

FSU answered later in the quarter when freshman Warrick Dunn caught a 16-yard pass from Ward to even the score. Ward led the 8-play, 80-yard drive by hitting 7-of-7 passes for 69 yards and rushing for 11 more.

After linebacker Chris Cowart recovered a Stanicek fumble at the Florida State 41, the offense embarked on its second scoring drive of the night. The Seminoles drove 49 yards in 11 plays to set up a 27-yard field goal by Scott Bentley that gave FSU the lead for good at 10-7.

Florida State broke the game open with a 17-point outburst in the third quarter. After FSU's defense forced UNC to punt after three plays on the half's first series, the Fast Break Offense went to work. Ward hit Kevin Knox with a 33-yard scoring strike to stake the Seminoles to a 17-7 advantage.

Mike Thomas replaced Stanicek at quarterback on the Tar Heels' next possession. FSU safety Richard Coes picked off Thomas' first attempt and returned the ball 30 yards to set up Bentley's second field goal, a 21-yarder that made the score 20-7.

On UNC's next drive, Thomas was the victim of more Seminole thievery. Derrick Brooks intercepted a pass and raced 49 yards for a touchdown to give FSU a 20 point lead after three quarters. Brooks' return marked the third

straight game in which the junior scored a touchdown.

Florida State capped off the scoring at the start of the final stanza. Fullback William Floyd plowed in from two yards out at the end of a 9-play, 77-yard drive, keyed by a 28-yard run by Ward.

The Tribe defense was again outstanding, limiting the vaunted Tar Heel ground attack to just 104 yards on 42 attempts and forcing three turnovers.

SCORE BY QUARTERS

	1	2	3	4	F
Florida State	7	3	17	6	33
North Carolina	7	0	0	0	7

SCORING SUMMARY

- NC- Brooks 28 pass from Stanicek (Pignetti kick), 6:21
- FSU- Dunn 16 pass from Ward (Bentley kick), 1:31
- FSU- Bentley 27 FG, 0:48
- FSU- Knox 33 pass from Ward (Bentley kick), 11:52
- FSU- Bentley 21 FG, 6:36
- FSU- Brooks 49 interception return (Bentley kick), 4:02
- FSU- Floyd 2 run (kick failed), 8:25

TEAM STATISTICS

	FSU	UNC
First Downs	26	15
Rushes-Yards	30-186	42-104
Passing Yards	303	175
Comp.-Att.-Int.	27-42-1	12-24-2
Plays-Total Offense	72-489	66-279
Return Yards	103	5
Punts-Average	2-41.0	7-41.6
Fumbles-Lost	3-3	2-1
Interceptions-Yards	2-79	1-0
Penalties-Yards	8-55	2-23
Time of Possession	28:46	31:14
Third Down Conv.	7-13	2-14

INDIVIDUAL STATISTICS

Rushing: FSU- Ward 5-69, Jackson 9-42, M. Smith 7-28, Vanover 1-24, Floyd 4-12, Dunn 3-6, P. Williams 1-5; UNC- C. Johnson 9-38, Brooks 1-32, L. Johnson 8-14, Thomas 8-14, Marshall 5-13, Henderson 4-5, Stanicek 7-(-12).

Passing: FSU- Ward 27-41-1-303, Jackson 0-1-0-0; UNC- Stanicek 7-11-0-85, Thomas 5-12-2-90, L. Johnson 0-1-0-0.

Receiving: FSU- McCorvey 6-75,

Vanover 5-46, Knox 4-61, Johnson 3-34, Dunn 3-38, M. Smith 2-32, Frier 2-10, Floyd 1-4, Jackson 1-3; UNC- Holliday 4-93, DeLong 2-36, Brooks 2-47, L. Johnson 2-0, C. Johnson 1-0, Marshall 1-(-1).

FLORIDA STATE 51
 GEORGIA TECH 0
 October 2, 1993

TALLAHASSEE, Fla. — Florida State would not need a late rally to best Georgia Tech in 1993. On a sunny afternoon, FSU dominated the Yellow Jackets on both sides of the ball to claim a 51-0 win before 74,611 at Doak Campbell Stadium.

Florida State excelled in every facet of the game in running its record to 5-0 and its winning streak to 12. The Tribe rolled up 582 total yards (304 rushing and 278 passing) and 37 first downs, while limiting Tech to 65 yards on the ground, 45 through the air and nine first downs.

Florida State started slowly, its first two drives ending with a missed field goal and a punt. Georgia Tech's first two possessions ended in punts, and the third was stopped when Tech's fourth-and-12 pass from the FSU 28 fell short.

After 21 scoreless minutes, the Seminoles scored on their last three possessions of the first half to lead 16-0 at intermission. First, freshman Scott Bentley booted a 20-yard field goal midway through the second quarter. Marquette Smith's 18-yard run and Tamarick Vanover's 17-yard run on a reverse keyed the drive.

After a Tech punt, Ward and Company went to work again. A 19-yard Ward to Lonnie Johnson connection put the Seminoles on the GT 5. One play later, the same combo hooked up for the touchdown.

Corey Sawyer's interception set up the Seminoles' two-minute offense as halftime approached. Ward scrambled for 21 yards and threw for 35, including the final 17 on a perfect strike to Kez McCorvey, who would lead the Seminoles with seven catches for 87 yards in the game.

The second half turned into the

"Warrick Dunn Show" as the freshman sensation found the end zone three times. He scored on the opening drive of the third quarter on a 14-yard run, then caught a 7-yard scoring pass from Ward to make the lead 30-0 at 4:52 of the third period.

Ward, who completed 21-of-28 passes for 222 yards on the day, threw his fourth TD pass on the final play of the third quarter, hitting Kevin Knox for 11 yards to make it 37-0 after three.

Dunn and Smith finished the scoring with 4 and 8-yard touchdown runs, respectively, in the final period, as Jon Stark led the offense at quarterback. Sophomore defensive end Derrick Alexander led the Seminole defensive effort with 10 tackles, a tackle for loss and two sacks as FSU recorded its third shutout of 1993.

SCORE BY QUARTERS

	1	2	3	4	F
Florida State	0	16	21	14	51
Georgia Tech	0	0	0	0	0

SCORING SUMMARY

- FSU- Bentley 20 FG, 8:33
- FSU- Johnson 5 pass from Ward (Bentley kick), 3:07
- FSU- McCorvey 17 pass from Ward (kick failed), 0:26

- FSU- Dunn 14 run (Bentley kick), 13:28
- FSU- Dunn 7 pass from Ward (Bentley kick), 4:52
- FSU- Knox 11 pass from Ward (Bentley kick), 0:00
- FSU- Dunn 4 run (Bentley kick), 6:14
- FSU- M. Smith 8 run (Bentley kick), 0:39

TEAM STATISTICS

	FSU	GT
First Downs	37	9
Rushes-Yards	53-304	31-65
Passing Yards	278	45
Comp.-Att.-Int.	27-35-0	8-18-1
Plays-Total Offense	88-582	49-110
Return Yards	66	19
Punts-Average	2-45.5	9-39.4
Fumbles-Lost	2-1	2-0
Interceptions-Yards	1-0	0-0
Penalties-Yards	8-70	5-54
Time of Possession	34:49	25:11
Third Down Conv.	9-13	2-13

INDIVIDUAL STATISTICS

- Rushing:** FSU- Jackson 11-70, Floyd 8-47, Ward 8-36, M. Smith 9-63, Dunn 7-32, Vanover 2-15, Stark 2-4, Riley 1-4, P. Williams 4-29, Allen 1-4; GT- Bell 7-16, Wright 3-9, Davis 6-5, Lincoln 7-20, Levens 6-20, Stroman 2-(-5).
- Passing:** FSU- Ward 21-28-0-222, Stark 6-7-0-56; GT- Davis 8-16-1-45,

- Steagall 0-1-0-0, Stroman 0-1-0-0.
- Receiving:** FSU- Jackson 5-41, McCorvey 7-87, L. Johnson 2-24, Frier 3-32, Knox 2-21, Dunn 2-28, Cooper 2-21, P. Williams 1-4, R. Williams 1-6, Vanover 1-7, Riley 1-7; GT- Levens 2-10, Zachery 1-11, Papushak 1-4, Wright 1-7, Walker 1-7, Steagall 2-6.

FLORIDA STATE.....	28
MIAMI	10
October 9, 1993	


TALLAHASSEE Fla. — For the first time in three years, the outcome of the annual show down between Florida State and Miami did not come down to a field goal attempt in the game's final minute. FSU did not let it come to that, using a pair of big plays early to derail the Hurricanes, 28-10.

Both of FSU's big gainers went for touchdowns, and both came in the game's opening quarter. Before the Doak Campbell Stadium record crowd of 77,813 could settle into their seats, tailback Sean Jackson swept around right end and raced 69 yards to the end zone to give FSU the lead just 3:43 into the game.

The third-ranked 'Canes answered seven minutes later when Donnell Bennett capped a 9-play, 80-yard drive with a 6-yard TD reception from Frank Costa.

With the score knotted at seven, FSU's Fast Break Offense took just three plays to give the Seminoles the lead for good. On third-and-10 from the FSU 28, Charlie Ward broke out of the pocket and scrambled to his right. On the run, he lofted a ball over two UM defenders to a streaking Matt Frier in stride for a 72-yard score.

Ward gave the Seminoles a 14-point halftime advantage when he scrambled into the end zone from two yards away early in quarter number two. The touchdown was made possible by a key play on the only third down of the drive. On third-and-seven from its own 43, freshman tailback Warrick Dunn lined up next to Ward in the shotgun. Instead of snapping the ball back to Ward, FSU center Clay Shiver hit Dunn with a direct snap that surprised the Miami defense. Twenty-



Sean Jackson's 69-yard run gave the Seminoles a lead just three minutes into FSU's 28-10 win over Miami in front of a Doak Campbell Stadium record crowd of 77,813.



Derrick Alexander and company had Miami's number all day in holding the Hurricanes to just one touchdown. The Tribe's win was unique in that for the first time in three years the game was not decided by a kick.

seven yards later, Dunn picked up a first down at the UM 30, and Florida State was on its way to a touchdown.

Thanks to strong play by the two defenses, two Florida State fumbles and a missed field goal by Miami, the score remained 21-7 until early in the fourth quarter. Then, Miami kicker Dane Prewitt narrowed the margin to 21-10 with a 23-yard field goal. The kick ended a 16-play, 74-yard drive that ate up 8:06 and had the Campbell Stadium faithful fearing another Hurricane comeback.

The Miami defense stiffened, forcing an FSU punt. But UM got nowhere on its next possession. The Seminoles took almost 2:30 off the clock on its next drive, but a punt gave Miami the ball at its own 23.

From there, Florida State strong safety Devin Bush, a Miami native, snatched a Frank Costa pass and went 40 yards for a score to provide the final margin. The interception was the first of Bush's career.

Its spirit broken, UM was unable to move the ball on its next try, and Florida State ran out the final 4:21.

On the day, the Seminoles rolled up 450 yards of total offense and averaged 7.4 yards per play, while the FSU

defense limited the potent Miami air attack to just 193 yards, despite playing most of the second half without All-American Derrick Brooks and the third quarter without leading tackler Ken Alexander. The victory stopped Miami's three-game series winning streak and was Florida State's second in its last nine tries against the Hurricanes.

SCORE BY QUARTERS

	1	2	3	4	F
Florida State	14	7	0	7	28
Miami	7	0	0	3	10

SCORING SUMMARY

- FSU- Jackson 69 run (Bentley kick), 11:17
- UM- Bennett 6 pass from Costa (Prewitt kick), 4:09
- FSU- Frier 72 pass from Ward (Bentley kick), 2:46
- FSU- Ward 2 run (Bentley kick), 13:37
- UM- Prewitt 23 FG, 14:07
- FSU- De. Bush 40 interception return (Bentley kick), 4:59

TEAM STATISTICS

	FSU	UM
First Downs	17	21
Rushes-Yards	30-194	33-127

Passing Yards	256	193
Comp.-Att.-Int.	21-31-0	21-43-1
Plays-Total Offense	61-450	76-320
Return Yards	40	14
Punts-Average	6-41.3	8-34.6
Fumbles-Lost	2-2	2-1
Interceptions-Yards	1-40	0-0
Penalties-Yards	11-92	4-30
Time of Possession	28:06	31:54
Third Down Conv.	6-13	8-19

INDIVIDUAL STATISTICS

Rushing: FSU- Jackson 10-98, Dunn 6-67, Floyd 2-13, Ward 8-17, Riley 1-2, M. Smith 3-(-3); UM- Bennett 21-75, D. Harris 3-14, Costa 2-5, Stewart 6-33, L. Jones 1-0.

Passing: FSU- Ward 21-31-0-256; UM- Costa 21-43-1-193.

Receiving: FSU- Frier 2-81, McCorvey 5-77, Knox 4-34, Vanover 7-66, Jackson 2-(-1), Dunn 1-(-1); UM- C.T. Jones 7-86, Bennett 3-26, L. Jones 3-16, Clausell 2-21, German 2-16, Tellison 2-17, J. Harris 2-11.

FLORIDA STATE..... 40

VIRGINIA 14

October 16, 1993

TALLAHASSEE, Fla.—One week after the emotional and uplifting victory over Miami, Florida State put itself in the driver's seat for a second straight Atlantic Coast Conference title and a New Year's Day bowl berth with a 40-14 thrashing of Virginia in a battle of unbeaten in Doak Campbell Stadium.

FSU was effective by both land and air in rolling up 560 yards of total offense. Seminole quarterbacks shredded the UVA secondary for 355 yards, while the backs grounded out 205.

A crowd of 76,607 and an ESPN national television audience watched Florida State roll to a 30-0 halftime lead and coast to its 14th consecutive win.

Tamarick Vanover opened the scoring on an 86-yard touchdown catch and run on FSU's second possession. The score came on third-and-16 after Ward was sacked for a 10-yard loss.

Ward threw his second scoring pass of the quarter five minutes later. The senior hooked up with Sean Jackson for a five-yarder to give the Semi-

noles a 14-0 advantage at the end of one period.

Freshman kicker Scott Bentley extended the lead to 17 with a 23-yard field goal early in the second quarter after a 12-play, 6:22 drive that covered 64 yards.

FSU went 86 yards for its next score. Fullback William Floyd powered into the end zone from a yard out to give the Seminoles a 23-0 lead. The drive was aided by back-to-back Ward completions of 28 yards to Warrick Dunn and 20 yards to Kez McCorvey.

After the Seminole defense forced a Cavalier punt on its next possession, the Fast Break Offense moved 66 yards in 48 seconds to give the Seminoles an insurmountable halftime lead. Ward scored from 18 yards out on a highlight film scamper. After dropping back out of the shotgun, Ward pump faked to get a defender off his feet, ducked under him at the line of scrimmage, then scrambled to the five where he hurdled a UVA defender and landed in the end zone.

While the Seminoles were putting on a scoring clinic in the first half, the Cavaliers were forced to punt four times and twice failed on fourth down conversion tries.

The Cavaliers cut the margin to 30-7 on the opening drive of the second half when QB Symmion Willis found Tyrone Davis for a 4-yard score. FSU retaliated on its next drive when Phillip Riley scored his first collegiate touchdown on a spectacular 33-yard catch and run.

The teams traded punts; then Willis threw his second scoring pass of the day, this one to Patrick Jeffers covering 20 yards to make it 37-14 after three quarters.

Bentley finished the scoring with a 33-yard field goal 50 seconds into the final quarter. The Seminoles sent 15th-ranked Virginia home with its first loss of the year while improving its record to 6-0.

SCORE BY QUARTERS

	1	2	3	4	F
Florida State	14	16	7	3	40
Virginia	0	0	14	0	14

SCORING SUMMARY

FSU- Vanover 86 pass from Ward (Bentley kick), 10:05

FSU- Jackson 5 pass from Ward (Bentley kick), 4:54

FSU- Bentley 23 FG, 12:26

FSU- Floyd 1 run (Bentley kick), 2:48

FSU- Ward 18 run (kick failed), 0:48

UVA-T. Davis 4 pass from Willis (Kirkeide kick), 10:24

FSU- Riley 33 pass from Ward (Bentley kick), 8:38

UVA-Jeffers 20 pass from Willis (Kirkeide kick), 2:04

FSU- Bentley 33 FG, 14:10

TEAM STATISTICS

	FSU	UVA
First Downs	29	15
Rushes-Yards	42-205	30-172
Passing Yards	355	185
Comp.-Att.-Int.	27-37-0	14-29-1
Plays-Total Offense	79-560	59-357
Return Yards	3	0
Punts-Average	3-41.0	6-43.3
Fumbles-Lost	1-0	0-0
Interceptions-Yards	1-0	0-0
Penalties-Yards	5-51	10-70
Time of Possession	34:26	25:34
Third Down Conv.	8-15	4-13

INDIVIDUAL STATISTICS

Rushing: FSU- Jackson 10-36, Floyd 8-44, Ward 5-38, Dunn 5-30, M. Smith 6-19, Vanover 1-(-10), Allen 2-1, P. Williams 5-47; UVA- Washington 9-67, Way 5-49, Willis 6-25, Brooks 9-28, Holmes 1-3.

Passing: FSU- Ward 23-31-0-322, Kanell 4-6-0-33; UVA- Willis 14-29-1-185.

Receiving: FSU- Jackson 3-9, Vanover 6-129, Riley 2-40, Johnson 1-12, McCorvey 4-54, M. Smith 3-9, Dunn 1-28, P. Williams 1-11, Cooper 1-13, Ellison 1-5, Frier 1-24, Knox 2-15, Allen 1-6; UVA- Mundy 4-99, Brooks 3-2, Davis 2-39, Jeffers 1-20, Allen 1-4, Holmes 2-15, Washington 1-6.

FLORIDA STATE..... 54
WAKE FOREST..... 0
October 30, 1993

TALLAHASSEE, Fla. — Wake Forest became Florida State's fourth shutout victim of the season as the Seminoles clinched a tie for the Atlantic Coast Conference crown with a 54-0 victory. A Doak Campbell Stadium crowd of 66,666 witnessed the Tribe's 18th straight Homecoming win and its 15th straight victory.

FSU's running game paved the way. The Seminoles ran for 414 yards and had four scoring drives of at least 10 plays. Warrick Dunn ran for 162 yards on just eight carries; Sean Jackson also broke the century mark with 116 yards on 16 tries.



Junior quarterback Jon Stark tossed a TD pass to Marquette Smith in the Seminoles' win over Wake Forest. FSU fans remember the game most because Charlie Ward was injured in the second quarter and missed the next game.

Florida State put 17 points on the board in both the first and second quarters to open a 34-0 lead at intermission.

In the first period, FSU got a 25-yard field goal from Scott Bentley to take an early lead. The three-pointer capped a 10-play, 69-yard drive that lasted 3:39.

The Seminole defense held on Wake's next possession, and the Tribe offense capitalized. On the first play of the drive, Dunn was off on a 58-yard run which took FSU from its own 11 to the Wake 31. A 19-yard pass to Kez McCorvey and another Dunn run set up William Floyd's 1-yard plunge late in the first quarter.

The defense put points on the board on the Demon Deacons' next possession. Clifton Abraham's first interception of the year covered 29 yards to the end zone to put FSU up by 17.

Florida State forced Wake to go three and out on its next series and Bentley's 27-yard field goal made the score 20-0.

Another Wake three and out gave Florida State the ball back 30 seconds later. A 51-yard, 9-play drive followed. Pooh Bear Williams scored on a 1-yard dive to give the Seminoles a 27-point advantage.

Florida State got the ball back with just over three minutes to go in the first half. Dunn scored four plays later when he took a direct snap from center Clay Shiver and raced 63 yards untouched.

At halftime, the biggest concern was not the score or the shutout, but Charlie Ward's health. The Seminole quarterback went down hard just before halftime and left the game with bruised cartilage between his sternum and ribs.

The FSU offense kept its stride with Jon Stark at quarterback in the second half, scoring three more touchdowns. Tamarick Vanover's 8-yard reverse, Dunn's 5-yard scamper, and Stark's 14-yard pass to Marquette Smith accounted for the second half scoring.

In addition to the shutout, the Seminole defense limited the Demon Deacons to 170 total yards and sacked Wake quarterbacks five times.

SCORE BY QUARTERS

	1	2	3	4	F
Florida State	17	17	13	7	54
Wake Forest	0	0	0	0	0



In his only start at Florida State, then sophomore Danny Kanell threw for five touchdowns in a 49-20 win over Maryland in College Park. Kanell replaced Charlie Ward who missed the game with an injury.

SCORING SUMMARY

- FSU- Bentley 25 FG, 7:15
- FSU- Floyd 1 run (Bentley kick), 2:02
- FSU- Abraham 29 interception return (Bentley kick), 0:36
- FSU- Bentley 27 FG, 9:28
- FSU- P. Williams 1 run (Bentley kick), 6:01
- FSU- Dunn 63 run (Bentley kick), 2:13
- FSU- Vanover 8 run (Mowrey kick), 11:10
- FSU- Dunn 5 run (kick failed), 3:23
- FSU- M. Smith 14 pass from Stark (Mowrey kick), 2:03

TEAM STATISTICS

	FSU	WF
First Downs	35	12
Rushes-Yards	53-414	33-55
Passing Yards	233	115
Comp.-Att.-Int.	21-34-2	13-31-1
Plays-Total Offense	87-647	64-170
Return Yards	35	6
Punts-Average	1-25.0	9-40.7
Fumbles-Lost	0-0	0-0
Interceptions-Yards	1-29	2-6
Penalties-Yards	14-110	7-62
Time of Possession	31:59	28:01
Third Down Conv.	8-13	5-17

INDIVIDUAL STATISTICS

Rushing: FSU- Jackson 16-116, Floyd 6-19, Ward 4-9, Dunn 8-162, M. Smith 7-45, P. Williams 6-49, Frier 1-12, Stark 2-2, Vanover 2-0, Allen 1-0; WF- Leach 12-40, Moultrie 7-11, Kemp 8-(-1), LaRue 1-(-4), Lewis 3-10, Williams 1-(-3), Dolder 1-2.

Passing: FSU- Ward 13-20-0-125, Stark 8-14-2-108; WF- Kemp 5-17-1-39, LaRue 7-13-0-74, Dolder 1-1-0-2.

Receiving: FSU- Knox 4-39, McCorvey 4-57, Jackson 2-8, M. Smith 3-32, Vanover 5-55, Frier 1-10, Ellison 1-29, Johnson 1-3; WF- Dixon 4-51, Moultrie 1-(-5), Franklin 1-9, Rasby 5-55, Blanchard 2-5.

FLORIDA STATE 49
 MARYLAND 20
 November 6, 1993

COLLEGE PARK, Md. — Playing without All-America quarterback Charlie Ward, Florida State clinched its second consecutive Atlantic Coast Conference title

with a tougher than expected 49-20 win over Maryland before 36,255 at Byrd Stadium in College Park.

Sophomore Danny Kanell, subbing for the injured Ward, was outstanding, completing 28-of-38 passes for 341 yards and a season high five touchdowns. Florida State piled up 526 yards of total offense on the afternoon.

Kanell hit Kez McCorvey, who grabbed 10 passes for 122 yards in the game, with a 17-yard strike to give the Tribe a 7-0 lead with 1:46 remaining in the first quarter. The touchdown capped an 8-play, 91-yard drive.

Florida State grabbed a two-touchdown lead early in the second period. This time Kevin Knox was on the receiving end of Kanell's 10-yard scoring throw.

The Terrapins got on the board on their next possession. Maryland began the drive backed up on its own five. But on the second play of the series, Kevin Foley hooked up with Mancel Johnson on a 68-yard pass play, the longest of the year against the FSU defense. Six plays later, Foley scored on a quarterback sneak.

With the score 14-6 after a failed point after, FSU answered. Matt Frier caught a 26-yard Kanell bullet in the end zone to make it 21-6.

The pesky Terps closed to within 21-13 late in the first half when Geray Simon scored on a 10-yard pass from Scott Milanovich. The score ended Maryland's 10-play, 76-yard drive and had the Byrd Stadium crowd thinking upset at halftime.

The track meet continued in the third quarter as the two teams combined to score 21 points in the first six minutes of the period. FSU's Sean Jackson found the end zone on a 15-yard pass from Kanell. Less than two minutes later, Walt Williams caught a 50-yarder from Milanovich to keep the margin at eight.

Florida State finally pulled away, scoring the final 21 points of the game. Knox caught his second six-pointer of the day on a 33-yard pass from Kanell to give the Seminoles a 35-20 margin.

The momentum shifted to FSU's side for good on the next Maryland series. After the Terps drove to the Seminole 37, FSU backup noseguard Enzo Armella forced an Allen Williams fumble that Ken Alexander recovered. Eight plays later, Tamarick Vanover

scored on a 6-yard reverse to make the score 42-20.

Jackson capped the scoring with a 19-yard run around left end with just under four minutes remaining.

The vaunted Seminole defense had trouble on this cold damp day in Maryland. FSU allowed 453 yards and 6.4 yards per play, and Maryland tailback Allen Williams gained over 100 yards. But the Florida State offense, led by Kanell, carried the Seminoles as they headed for the showdown in South Bend.

SCORE BY QUARTERS

	1	2	3	4	F
Florida State	7	14	21	7	49
Maryland	0	13	7	0	20

SCORING SUMMARY

- FSU- McCorvey 17 pass from Kanell (Bentley kick), 1:46
- FSU- Knox 10 pass from Kanell (Bentley kick), 13:34
- MD- Foley 1 run (kick failed), 10:29
- FSU- Frier 26 pass from Kanell (Bentley kick), 7:28
- MD- Simon 10 pass from Milanovich (Milligan kick), 2:37
- FSU- Jackson 15 pass from Kanell (Bentley kick), 13:15
- MD- Williams 50 pass from Milanovich

(Milligan kick), 12:24
FSU- Knox 33 pass from Kanell (Bentley kick), 9:02

FSU- Vanover 6 run (Bentley kick), 2:13
FSU- Jackson 19 run (Bentley kick), 3:59

TEAM STATISTICS

	FSU	MD
First Downs	32	24
Rushes-Yards	33-185	43-140
Passing Yards	341	313
Comp.-Att.-Int.	28-38-0	21-28-0
Plays-Total Offense	71-526	71-453
Return Yards	0	0
Punts-Average	1-37.0	2-21.5
Fumbles-Lost	1-0	2-1
Interceptions-Yards	0-0	0-0
Penalties-Yards	3-40	7-54
Time of Possession	25:33	34:27
Third Down Conv.	9-12	5-10

INDIVIDUAL STATISTICS

Rushing: FSU- Jackson 12-95, Dunn 10-46, Floyd 7-45, Kanell 2-(-8), P. Williams 1-1, Vanover 1-6; MD- Mason 7-11, Williams 30-118, Milanovich 2-3, Foley 4-8.

Passing: FSU- Kanell 28-38-0-341; MD- Milanovich 14-19-0-163, Foley 7-9-0-150.

Receiving: FSU- McCorvey 10-122, Dunn 3-14, Frier 4-65, Knox 5-89,



Notre Dame surrounded FSU holding big play receivers like Kez McCorvey in check most of the day.

Messam 1-2, Vanover 2-23, Jackson 2-15, Ellison 1-11; MD- Johnson 3-101, Weaver 1-5, Carter 7-61, Kremus 5-61, Williams 3-67, Simon 1-10, Williams 1-8.

NOTRE DAME 31

FLORIDA STATE 24

November 13, 1993

SOUTH BEND, Ind. — College football's most anticipated regular season game lived up to its billing in 1993. Charlie Ward's final pass was knocked down at the goal line by Shawn Wooden as time expired, giving second-ranked Notre Dame a thrilling 31-24 victory over top-ranked Florida State in Notre Dame Stadium before 59,075 and one of the largest television audiences to ever see a college football game.

The loss ended FSU's 12-week run as the nation's top team and also stopped the Tribe's school record tying winning streak at 16.

The Seminoles looked like they might have an easy afternoon the first time they touched the football. Opening at the FSU 11, Ward drove his team 89 yards in 10 plays, capping the drive with a 12-yard touchdown pass to Kevin Knox.

The Irish struck right back. Adrian Jarrell raced 32 yards around right end on a reverse to even the score at seven.

Notre Dame won the game in the second quarter. Tailback Lee Becton, who ran for 122 yards on the day, broke a 26-yard scoring run over the left side to put the Irish on top. The drive was characterized by missed tackles by the FSU defense and superior blocking by the Notre Dame offensive line.

The Irish capitalized on Ward's second interception of the year, and his first in 159 attempts, to go up 21-7. From his own 6, Ward rolled right and lofted the ball toward Kevin Knox, who had run past the ND secondary. But a strong wind held the ball up and John Covington intercepted to give the Irish excellent field position. Four plays later, ND's Jeff Burris went in from six yards out to give his team a 14-point advantage with 7:48 left in the half.

After an exchange of punts, FSU started to drive behind the running of



In a game called the biggest in college football in 25 years, Charlie Ward maneuvered the Seminoles to within one play and 14 yards of an undefeated season.

Sean Jackson and William Floyd. But Knox fumbled after a completion, halting Florida State's momentum and leading to another exchange of punts before halftime.

Notre Dame stretched the lead to 24-7 early in the third period. Kevin Pendergast booted a 47-yard field goal, the longest of his career, five minutes into the half.

The Tribe cut the lead to 10 on its next possession. Ward hit Warrick Dunn in the left flat and the freshman scampered into the end zone from six yards out.

With 10:40 to play, Scott Bentley sliced the margin to a touchdown (24-17) with a 24-yard field goal. Ward found Kez McCorvey four times for 38 yards on the drive, in which he completed 7-of-8 passes.

With Florida State mounting a rally, the Irish needed to regain momentum. ND did just that with a classic 9-play, 80-yard, 3:47 drive that culminated in Burris' 11-yard run to paydirt.

Down 31-17 with 4:05 to go, Ward and his teammates would not quit, marching to the Notre Dame 5-yard line. But after a pair of penalties, the Seminoles faced fourth-and-goal from the 20. Ward spotted McCorvey in the

back of the end zone, but did not see ND safety Brian Magee. Fortunately for the Seminoles, Magee tipped the ball into McCorvey's grasp, making the score 31-24 with 2:26 to play.

After a failed onside kick, the Tribe defense stiffened and forced an Irish punt after three plays. Jarrell's kick was held up in the wind and netted just five yards, giving FSU possession at its 37 with 51 seconds left.

Ward opened the final drive by scrambling, then flipping the ball to McCorvey just as he was being tackled for a gain of nine. The quarterback then hit Dunn for four yards before finding McCorvey twice in a row for a pair of 18-yard gains, putting the ball at the ND 14 with 10 seconds left. Ward's first shot at the end zone was batted down at the line, leaving three seconds on the clock. The miraculous Florida State rally ended one play and 14 yards short when Wooden knocked Ward's final pass down at the goal line.

Ward finished the day with 31 completions in 50 attempts for 297 yards and three scores, while McCorvey caught 11 passes, nine in the second half, for 138 yards to earn NBC Player of the Game honors.

SCORE BY QUARTERS

	1	2	3	4	F
Florida State	7	0	7	10	24
Notre Dame	7	14	3	7	31

SCORING SUMMARY

- FSU- Knox 12 pass from Ward (Bentley kick), 7:09
- ND- Jarrell 32 run (Pendergast kick), 4:30
- ND- Becton 26 run (Pendergast kick), 10:42
- ND- Burris 6 run (Pendergast kick), 7:48
- ND- Pendergast 47 FG, 9:41
- FSU- Dunn 6 pass from Ward (Bentley kick), 4:45
- FSU- Bentley 24 FG, 10:40
- ND- Burris 11 run (Pendergast kick), 6:53
- FSU- McCorvey 20 pass from Ward (Bentley kick), 2:26

TEAM STATISTICS

	FSU	ND
First Downs	26	20
Rushes-Yards	27-96	49-239
Passing Yards	307	108
Comp.-Att.-Int.	32-53-1	9-18-0
Plays-Total Offense	80-403	67-347
Return Yards	19	8
Punts-Average	6-36.8	7-34.0
Fumbles-Lost	1-1	0-0

Interceptions-Yards	0-0	1-7
Penalties-Yards	7-70	4-38
Time of Possession	29:40	30:20
Third Down Conv.	5-14	4-13

INDIVIDUAL STATISTICS

Rushing: FSU- Ward 11-38, Floyd 5-31, Jackson 7-18, Dunn 3-0, McCorvey 1-9; ND- Becton 26-122, Zellars 11-44, Jarrell 1-32, Burris 3-19, McDougal 6-12, Failla 1-10, Kinder 1-0.
Passing: FSU- Ward 31-50-1-297, Jackson 1-2-0-10, McCorvey 0-1-0-0; ND- McDougal 9-18-0-108.
Receiving: FSU- McCorvey 11-138, Jackson 5-26, Frier 4-46, Vanover 4-30, Dunn 3-18, Knox 2-30, Floyd 2-9, Ward 1-10; ND- Becton 2-39, Miller 2-30, Johnson 2-22, Dawson 2-20, Zellars 1-(-3).

FLORIDA STATE..... 62

N.C. STATE 3

November 20, 1993

TALLAHASSEE, Fla. — Florida State rebounded from its first loss in 17 games with a resounding 62-3 thumping of conference rival North Carolina State to finish its second straight undefeated

ACC slate. The win came before 73,123 Seminoles fans in the final Doak Campbell Stadium appearance for 15 FSU seniors.

Florida State capitalized on two N.C. State miscues on the 'Pack's first three plays to take a 14-0 lead five minutes into the game, and rolled from there on a record-setting night.

It took the Seminoles 10 plays to cover 54 yards after Corey Sawyer pounced on a fumble on N.C. State's second play from scrimmage. Charlie Ward scrambled for the last two to give FSU its first score.

Florida State outside linebacker James Roberson recovered a fumble on the Wolfpack's next play from scrimmage. Again, Ward took advantage of the turnover, hitting Kevin Knox for a 23-yard score on FSU's first play to build a quick two touchdown advantage.

N.C. State did not turn the ball over on its next possession, driving to FSU's 29. All-conference kicker Steve Videtich booted a 46-yard field goal to make it 14-3 after one quarter.

Florida State scored touchdowns on three of its four second quarter possessions to take a 34-3 lead into the locker room. Knox grabbed his second touchdown pass of the day, a four-yarder from Ward, Lonnie Johnson was on the receiving end of a 1-yard toss, and William Floyd scored from a yard out to give the Seminoles their halftime lead. All the while, the FSU defense was shutting down N.C. State, forcing punts and turnovers.

The Tribe extended its lead with two touchdowns in each of the final two quarters. Ward spread the wealth, hitting Matt Frier for a five-yard score on the opening drive of the second half. On FSU's next possession, a 37-yard Ward to Frier hookup set up Pooh Bear Williams' one-yard jaunt to make the score 48-3 after three.

Warrick Dunn got on the board early in the fourth quarter when he caught a 10-yard touchdown pass from Jon Stark. Clyde Allen finished the scoring with a 2-yard touchdown run. Seniors Ward, Knox, Johnson, Frier and Allen all scored on Senior Night as an ESPN national television audience watched.

The Tribe offense rolled up 553 yards of total offense en route to its highest point total of the season. Ward



Senior Chris Cowart's off-season knee injury will prevent him from running down N.C. State ballcarriers in 1994.

broke the FSU career mark for total offense, and the defense, led by Sawyer's two interceptions and fumble recovery, played a major role by forcing six Wolfpack turnovers. The impressive victory put FSU in position to move back up in the polls, leading to its national championship chance.

SCORE BY QUARTERS

	1	2	3	4	F
Florida State	14	20	14	14	62
N.C. State	3	0	0	0	3

SCORING SUMMARY

- FSU- Ward 2 run (Bentley kick), 10:02
- FSU- Knox 23 pass from Ward (Bentley kick), 9:43
- NCS- Videtich 46 FG, 6:30
- FSU- Knox 4 pass from Ward (kick failed), 12:29
- FSU- Johnson 1 pass from Ward (Bentley kick), 6:35
- FSU- Floyd 1 run (Bentley kick), 0:18
- FSU- Frier 5 pass from Ward (Bentley kick), 11:26
- FSU- Williams 1 run (Bentley kick), 4:40
- FSU- Dunn 10 pass from Stark (Bentley kick), 10:40
- FSU- Allen 2 run (Bentley kick), 6:56

TEAM STATISTICS

	FSU	NCSU
First Downs	29	17
Rushes-Yards	50-244	20-101
Passing Yards	309	216
Comp.-Att.-Int.	32-42-0	17-38-3
Plays-Total Offense	92-553	58-317
Return Yards	94	0
Punts-Average	1-37.0	3-36.6
Fumbles-Lost	1-0	3-3
Interceptions-Yards	3-94	0-0
Penalties-Yards	8-58	7-35
Time of Possession	38:33	21:27
Third Down Conv.	12-18	4-11

INDIVIDUAL STATISTICS

Rushing: FSU- Jackson 12-90, Floyd 8-25, Ward 5-30, Allen 7-27, Dunn 3-21, P. Williams 12-55, Stark 3(-4); NCSU- Downs 10-49, George 2-12, Brown 4-33, Goines 1-15, Bender 2(-13), Fitzgerald 1-5.
Passing: FSU- Ward 27-36-0-278, Stark 5-6-0-31; NCSU- Harvey 12-27-1-136, Bender 5-11-2-80.
Receiving: FSU- Knox 7-91, Frier 8-91, McCorvey 6-53, Johnson 1-1, Cooper 2-14, Floyd 2-12, Riley 3-12, Dunn



Warrick Dunn's 79-yard touchdown on a pass from roommate Charlie Ward completed a 33-21 win over Florida that broke their 23-game home winning streak and set up a national championship game.

1-10, Messam 1-9, P. Williams 1-16; NCSU- Goines 3-70, Griffis 5-68, J. Redmond 1(-2), George 1-6, Hill 1-20, Downs 4-39, Schultz 1-3, Dickerson 1-11.

FLORIDA STATE..... 33

FLORIDA 21

November 27, 1993

GAINESVILLE, Fla. — Florida State concluded an 11-1 regular season by defeating arch-rival Florida for the sixth time in seven years, 33-21 at Florida Field. The victory came before a state record 85,507 fans and ended the Gators' 23-game winning streak at "the Swamp".

Charlie Ward led the Tribe offensive assault and put his signature on the Heisman Trophy by piling up 475 yards of total offense. The senior All-American completed an FSU record 38 passes in 53 attempts for 446 yards and four touchdowns. He finished his career with 19 FSU passing and total offense records.

Ward opened the scoring on the second Seminole drive of the day. The Tribe went 57 yards in 11 plays and

scored when a scrambling Ward found a leaping Tamarick Vanover from five yards out. Ward completed 7-of-9 passes during the drive.

The Seminoles opened a 10-0 lead on the first play of the second quarter. Freshman kicker Scott Bentley knocked home a 23-yard field goal to cap a 13-play, 72-yard FSU march.

After the defense stuffed the Gators again, Florida State embarked on another long drive. This one covered 70 yards in 14 plays, but again the Tribe could squeeze only three points out of it. Bentley's 22-yard field goal made it 13-0 with 7:20 to go in the first half.

Florida answered on its next possession. Danny Wuerffel hit Willie Jackson with an 11-yard scoring pass to cut the FSU lead to 13-7.

After the teams traded punts, the Seminoles had one more chance to put points on the board before intermission. But after moving 30 yards to the Gator 36, Bentley's 53-yard field goal was partially blocked by Kevin Carter on the final play of the first half.

Florida State got the ball to open the second half and took advantage of it. Ward completed 5-of-7 passes for 62 yards, including a 7-yard touchdown strike to Kez McCorvey, giving the Tribe a 20-7 lead.

The Seminoles' next drive was stopped when Ward threw an interception in the end zone. But FSU freshman cornerback James Colzie's first collegiate interception gave the Seminoles the ball at the UF 35. From there, Ward hit Kevin Knox for 18 yards, then McCorvey for 16 and a touchdown to stake the Tribe to a 27-7 lead after three quarters.

The Gators would not go away that easily. Terry Dean moved Florida down the field on its next possession, hitting Willie Jackson with a 13-yard touchdown pass to close the gap to 27-13.

Florida State looked like it would seal the win the next time it got the ball. FSU drove 57 yards to the Gator nine, but William Floyd fumbled and Lawrence Wright recovered to stop the scoring threat.

The Gators then cut the lead to 27-21, driving 94 yards in just under three minutes. After several fourth down conversions, Jack Jackson scored on a juggling 31-yard reception with 5:52 remaining in the game.

With momentum on the Gators' side and the Florida crowd deafening, Ward hooked up with his roommate for the play of the game. After his first two passes were batted down, Ward faced third-and-10 from his own 21. On the play action fake, Ward eluded a pair of defenders as he rolled to his left, then lofted a soft toss toward Warrick Dunn on the left sideline. The freshman caught the ball in stride, picked up a key block from Vanover and raced down the sidelines for a 79-yard score and a 33-21 FSU lead.

The Florida State defense returned to its early season form, sacking Gator quarterbacks six times and stuffing the Florida rushing game. The Gators were held to minus 33 yards on the ground — an FSU record — and All-America running back Errict Rhett was limited to just seven yards on seven carries.

SCORE BY QUARTERS

	1	2	3	4	F
Florida State	7	6	14	6	33
Florida	0	7	0	14	21

SCORING SUMMARY

- FSU- Vanover 5 pass from Ward (Bentley kick), 7:22
- FSU- Bentley 23 FG, 14:57
- FSU- Bentley 22 FG, 7:20
- UF- W. Jackson 11 pass from Wuerffel

(Davis kick), 4:41

- FSU- McCorvey 7 pass from Ward (Bentley kick), 11:27
- FSU- McCorvey 16 pass from Ward (Bentley kick), 0:21
- UF- W. Jackson 13 pass from Dean (Davis kick), 11:48
- UF- J. Jackson 31 pass from Dean (Davis kick), 5:58
- FSU- Dunn 79 pass from Ward (pass failed), 5:28

TEAM STATISTICS

	FSU	UF
First Downs	30	20
Rushes-Yards	35-120	15-(-33)
Passing Yards	446	407
Comp.-Att.-Int.	38-53-2	25-52-2
Plays-Total Offense	88-566	67-374
Return Yards	29	0
Punts-Average	1-44.0	6-36.3
Fumbles-Lost	1-1	0-0
Interceptions-Yards	2-4	2-0
Penalties-Yards	5-27	4-15
Time of Possession	37:54	22:06
Third Down Conv.	9-17	7-15

INDIVIDUAL STATISTICS

- Rushing:** FSU- Jackson 19-48, Dunn 6-33, Ward 6-29, Floyd 4-10; UF- Rhett 7-7, Wuerffel 3-(-24), J. Jackson 1-0, T. Dean 3-(-19), Randolph 1-3.
- Passing:** FSU- Ward 38-53-2-446; UF- Wuerffel 11-18-0-148, T. Dean 14-33-2-259, Rhett 0-1-0-0.
- Receiving:** FSU- Frier 11-126, McCorvey 7-72, Jackson 2-14, Dunn 8-140, Vanover 6-45, Johnson 2-21, Knox 1-18, Floyd 1-10; UF- Houston 6-111, Rhett 1-17, C. Dean 1-7, J. Jackson 5-74, W. Jackson 7-140, Doering 1-(-2), Hill 4-60.

THE ORANGE BOWL

FLORIDA STATE.....	18
NEBRASKA	16

Jan. 1, 1994

MIAMI, Fla.— The 60th Annual Orange Bowl game proved indeed to be a "Classic" as the nation's top two teams battled to the second for the 1993 National Championship. When Florida State kicker Scott Bentley's field goal with 21 seconds left in the game split the uprights and

Cornhusker Byron Bennett's last second kick sailed wide left, the Seminoles stood as 18-16 victors over number one Nebraska.

Both teams started slow offensively, failing to score in the first quarter. In all, the teams combined for five punts and a missed field goal in the period. And while defense continued to dominate in the second stanza, FSU took a 3-0 lead on Bentley's 34-yard field goal after marching 63 yards. The big play in the FSU drive was a 31-yard pass from Charlie Ward to Kevin Knox, while a pass interference penalty on Nebraska gave Florida State a first down on third-and-six.

It took less than two minutes for the Cornhuskers to counter. When FSU's Devin Bush tipped a pass from Nebraska quarterback Tommie Frazier into the hands of receiver Reggie Baul, NU had a 34-yard touchdown completion and a 7-3 lead.


Florida State and Nebraska traded possessions before FSU was able to add another three. Seminole quarterback Ward showed the skills that won him the Heisman Trophy, scrambling for 23 and passing for 39 of the 71 yards on the drive. Bentley nailed a 25-yard field goal with 22 seconds left and as the half ended, the heavily favored Tribe trailed, 7-6.

FSU regained the lead after taking the second half kickoff and driving 67 yards. Ward, the game's Most Valuable Player, set up William Floyd's 1-yard TD plunge with a 41-yard pass to Knox before his two-point conversion attempt fell incomplete. Nonetheless, the Seminoles took a 12-7 lead.

One possession later, FSU increased its lead. After taking over at its own 12, Florida State looked to junior fullback Floyd for a spark. He obliged with a career-long 34-yard run to the FSU 46-yard line. Six plays later, Bentley's third field goal of the night, this one from 39 yards out, put the Seminoles up 15-7 with 3:06 remaining in the third.

Nebraska held the ball for the rest of the quarter, and on the first play of the final period, Lawrence Phillips ran to the right for a 12-yard touchdown. A two-point conversion attempt to tie the game at 15 failed when Frazier was knocked out of bounds at the one.

Florida State was unable to advance



Scott Bentley's 22-yard field goal with :21 left gave the Seminoles an ironic finish to their first national championship — this kick was RIGHT down the middle.

past the Nebraska 45 on its next drive, so the Cornhuskers once again took over. Their march deep into Seminole territory came to a sudden end when Richard Coes intercepted a pass at the FSU nine. But the Seminoles went three and out, turning the ball over to the Cornhuskers with 4:39 left in the game.

Nebraska drove from its own 20 to the FSU 4 after Liss' 42-yard punt. Phillips ran for 17 yards on the first play of the drive, while Frazier gained 32 yards on another rush. But the Seminole defense stiffened from there. Three runs netted minus five yards and Bennett kicked a 27-yard three-pointer from the five, giving the 'Huskers a 16-15 lead with 1:16 to play.

Starting at the 35-yard line after Bennett's kickoff went out of bounds, Ward took over. Aided by a pair of penalties against Nebraska — a 15-yard late hit after a 21-yard Warrick Dunn pickup, and a 15-yard pass interference call — Ward led FSU to the Nebraska five with 21 seconds left. Bentley's 22-yard kick on second down sailed through the uprights and gave Florida State an 18-16 edge with 21

seconds left.

But Nebraska was not ready to call it a day. On second down from the Nebraska 43, Frazier completed a 29-yard pass to Trumane Bell. The Seminoles celebrated as time apparently expired on the play, but the Cornhuskers had called a time out with one second remaining. As Bennett's last second attempt sailed wide left, the Seminoles wrapped up their first 12-win season and earned Florida State's first football national championship.

SCORE BY QUARTERS

	1	2	3	4	F
Florida State	0	6	9	3	18
Nebraska	0	7	0	9	16

SCORING SUMMARY

FSU- Bentley 34 FG, 7:54
 NEB- Baul 34 pass from Frazier (Bennett kick), 5:59
 FSU- Bentley 25 FG, 0:29
 FSU- Floyd 1 run (pass failed), 12:50
 FSU- Bentley 39 FG, 3:06
 NEB- Phillips 12 run (run failed), 14:55
 NEB- Bennett 27 FG, 1:16
 FSU- Bentley 22 FG, 0:21

TEAM STATISTICS

	FSU	NEB
First Downs	22	20
Rushes-Yards	24-47	44-183
Passing Yards	286	206
Comp.-Att.-Int.	24-43-0	13-25-2
Plays-Total Offense	67-333	69-389
Return Yards	21	18
Punts-Average	6-45.2	7-38.4
Fumbles-Lost	0-0	2-0
Interceptions-Yards	2-21	0-0
Penalties-Yards	10-69	11-115
Time of Possession	27:03	32:57
Third Down Conv.	1-12	7-16

INDIVIDUAL STATISTICS

Rushing: FSU- Floyd 7-53, Dunn 1-3, Ward 8-(-3), Jackson 8-(-6); NEB- Frazier 14-77, Phillips 13-64, Jones 9-28, Makovicka 2-7, Benning 5-5, Dixon 1-2.

Passing: FSU- Ward 24-43-0-286; NEB- Frazier 13-24-2-206, Jones 0-1-0-0.

Receiving: FSU- Knox 5-99, McCorvey 5-70, Vanover 6-48, Frier 5-46, Dunn 2-30, Floyd 1-(-7); NEB- Bell 4-75, Dixon 3-50, Johnson 3-40, Baul 1-34, Muhammad 1-14, Jones 1-(-7).

1993 STATISTICS

RECORD (W-L-T)

12-1-0 (6-0-0 HOME; 4-1-0 AWAY; 2-0-0 NEUTRAL; 8-0-0 ACC)

	FLORIDA STATE	OPPONENTS
Touchdowns Rushing	26	6
Passing	37	9
Other	7	0
First Downs Rushing	149	73
Passing	184	105
Penalty	17	16
Total	350	194
Rushing Attempts	470	397
Yards Gained	2927	1567
Yards Lost	260	385
Net Yards	2667	1182
Yards Per Carry	5.7	3.0
Yards Per Game	222.3	98.5
Passing (COMP-ATT-INT)	327-469-6	181-376-15
Completion Percentage	69.7	48.1
Net Yards	3909	2232
Yards Per Attempt	8.33	5.94
Yards Per Completion	11.95	12.33
Yards Per Game	325.8	186.0
Rating	163.2	97.9
Total Offense	6576	3414
Plays	939	773
Yards Per Play	7.00	4.42
Yards Per Game	548.0	284.5
Points Scored	518	113
Points Per Game	43.2	9.4
Interceptions/Yards Returned	15/284	6/13
Punt Returns/Yds/Avg	29/273/9.4	13/106/8.2
Kick Returns/Yds/Avg	21/358/17.0	65/1329/19.8
Punts/Yds/Avg	35/1318/37.7	82/3088/37.7
Penalties/Yds/Yds Per Game	102/814/67.8	68/535/44.6
Fumbles/Lost	18/12	15/9
QB Sacked (Offense)	10	34
Third Down/Conv/Pct	161/90/55.9	172/52/30.2

SCORE BY QUARTERS

	1	2	3	4	TOTAL
Florida State	118	141	161	98	518
Opponents	24	34	24	31	113

RUSHING

	ATT	GAIN	LOSS	NET	AVG	TDS	LG
S. Jackson	134	866	41	825	6.2	5	69
W. Dunn	68	539	28	511	7.5	4	63
C. Ward	65	452	113	339	5.2	4	28
W. Floyd	63	322	1	321	5.1	5	19
M. Smith	62	317	20	297	4.8	2	21
P. Williams	39	266	0	266	6.8	3	47
C. Allen	14	48	2	46	3.3	1	8
T. Vanover	9	58	20	38	4.2	2	24
M. Frier	1	12	0	12	12.0	0	12
K. McCorvey	1	9	0	9	9.0	0	9
O. Ellison	1	6	0	6	6.0	0	6
P. Riley	2	6	0	6	3.0	0	4
J. Stark	8	26	26	0	0.0	0	11
D. Kanell	3	0	9	-9	-3.0	0	-1

RECEIVING

	NO.	YDS	AVG	TDS	LG
K. McCorvey	74	966	13.1	6	37
M. Frier	45	598	13.3	3	72
T. Vanover	45	542	12.0	3	86
K. Knox	42	575	13.7	7	40
S. Jackson	32	184	5.8	3	15
W. Dunn	25	357	14.3	6	79
L. Johnson	13	182	14.0	4	78
W. Floyd	11	61	5.5	0	11
M. Smith	10	103	10.3	2	25
A. Cooper	8	111	13.9	0	35
P. Riley	6	59	9.8	1	33
W. Messam	5	39	7.8	1	12
O. Ellison	4	58	14.5	0	29
P. Williams	3	31	10.3	0	16
R. Williams	2	27	13.5	1	21
C. Ward	1	10	10.0	0	10
C. Allen	1	6	6.0	0	6

PASSING

	ATT	CMP	PCT	YDS	INT	TDS	RTG
D. Kanell	49	36	.735	499	0	7	206.2
J. Stark	35	25	.714	328	2	3	167.0
C. Ward	380	264	.695	3032	4	27	157.8
S. Jackson	4	2	.500	50	0	0	155.0
K. McCorvey	1	0	.000	0	0	0	0.0

PUNTING

	NO.	YDS	AVG	BKD	LG
S. Liss	32	1256	39.3	1	55
D. Mowrey	2	62	31.0	0	37
Team	1	0	0.0	0	0

PUNT RETURNS

	NO.	YDS	AVG	TDS	LG
D. Brooks	1	35	35.0	0	35
K. McCorvey	2	47	23.5	0	43
L. Johnson	1	9	9.0	0	9
C. Sawyer	25	182	7.3	0	22

KICK RETURNS

	NO.	YDS	AVG	TDS	LG
P. Riley	3	106	35.3	0	59
T. Vanover	5	110	22.0	0	26
W. Dunn	4	48	12.0	0	17
M. Frier	6	65	10.8	0	22
O. Ellison	3	29	9.7	0	16

INTERCEPTION RETURNS

	NO.	YDS	AVG	TDS	LG
C. Sawyer	6	90	15.0	0	71
D. Brooks	2	81	40.5	2	49
R. Coes	2	36	18.0	0	30
De. Bush	1	40	40.0	1	40
C. Abraham	1	29	29.0	1	29
D. Alexander	1	8	8.0	0	8
C. Cowart	1	0	0.0	0	0
J. Colzie	1	0	0.0	0	0

'93 SEASON IN REVIEW

FIELD GOALS

	0-29	30-39	40-49	50+	TOTAL	LG
S. Bentley	11-13	1-3	1-2	0-2	13-20	47

TOTAL OFFENSE

	PLAYS	RUSH	PASS	TOTAL	YDS/PL
C. Ward	445	339	3032	3371	7.6
S. Jackson	138	825	50	875	6.3
W. Dunn	68	511	0	511	7.5
D. Kanell	52	-9	499	490	9.4
J. Stark	43	0	328	328	7.6
W. Floyd	63	321	0	321	5.1
M. Smith	62	297	0	297	4.8
P. Williams	39	266	0	266	6.8
C. Allen	14	46	0	46	3.3
T. Vanover	9	38	0	38	4.2
M. Frier	1	12	0	12	12.0
K. McCorvey	2	9	0	9	4.5
P. Riley	2	6	0	6	3.0
O. Ellison	1	6	0	6	6.0

SCORING

	TDS	XP1-A	XP2-A	FG-A	SAF	PTS
S. Bentley	0	56-64	0-0	13-20	0	95
W. Dunn	10	0-0	0-0	0-0	0	60
S. Jackson	8	0-0	0-0	0-0	0	48
K. Knox	7	0-0	0-0	0-0	0	42
K. McCorvey	6	0-0	0-0	0-0	0	36
W. Floyd	5	0-0	0-0	0-0	0	30
T. Vanover	5	0-0	0-0	0-0	0	30
C. Ward	4	0-0	0-1	0-0	0	24
M. Smith	4	0-0	0-0	0-0	0	24
L. Johnson	4	0-0	0-0	0-0	0	24
M. Frier	3	0-0	0-0	0-0	0	18
D. Brooks	3	0-0	0-0	0-0	0	18
C. Abraham	3	0-0	0-0	0-0	0	18
P. Williams	3	0-0	0-0	0-0	0	18
C. Allen	1	0-0	0-0	0-0	0	6
P. Riley	1	0-0	0-0	0-0	0	6
De. Bush	1	0-0	0-0	0-0	0	6
W. Messam	1	0-0	0-0	0-0	0	6
R. Williams	1	0-0	0-0	0-0	0	6
D. Mowrey	0	3-4	0-0	0-0	0	3

DEFENSIVE STATISTICS

PLAYER	POS	TACKLES				QTRBK SACKS	—FUMBLES—		BLKD KICKS	—PASSES—	
		SOLO	ASSIST	TOTAL	LOSS		CSD.	REC.		BKUP	INT
K. Alexander	ILB	69	53	122	9	1	2	0	0	6	0
D. Alexander	DE	47	53	100	8	5	1	0	0	5	1
D. Brooks	OLB	47	30	77	7	2	2	2	1	5	2
T. Rebol	ILB	40	35	75	1	0.5	0	0	0	1	0
De. Bush	SS	39	29	68	2	0	0	1	0	2	1
J. Nance	NG	27	35	62	5	0	0	0	0	3	0
C. Abraham	CB	44	17	61	1	0	0	0	0	6	1
R. Coes	FS	26	28	54	0	0	0	1	0	4	2
J. Roberson	OLB	22	30	52	5	3.5	0	1	0	1	0
C. Sawyer	CB	36	12	48	0	0	0	1	0	11	6
T. McIntosh	DE	17	31	48	2	5.5	0	1	0	2	0
A. Horner	ILB	21	20	41	4	0	0	0	0	2	0
E. Smith	OLB	19	20	39	1	0.5	0	0	0	2	0
M. Knight	SS	18	19	37	1	0	1	0	0	1	0
T. Marion	DE	16	21	37	1	4	1	0	0	1	0
T. Sherman	ILB	17	17	34	1	0	1	0	0	1	0
S. Cowart	ILB	18	13	31	0	1	0	0	0	0	0
C. Cowart	OLB	16	14	30	1	7.5	0	1	0	4	1
H. Crockett	ILB	22	5	27	2	1	0	0	0	1	0
R. Wilson	OLB	16	8	24	0	2	0	0	0	0	0
E. Armella	NG	10	10	20	3	0	1	0	0	1	0
B. Capers	CB	11	7	18	0	0	0	0	0	0	0
S. Hamlet	FS	11	5	16	0	0	0	0	0	2	0
J. Green	CB	11	5	16	0	0	0	0	0	1	0
C. Spain	NG	9	7	16	2	0	0	0	0	1	0
D. Guerrier	DE	4	8	12	1	0.5	0	0	0	1	0
J. Colzie	CB	6	3	9	0	0	0	0	0	1	1
Da. Bush	ILB	2	2	4	0	0	0	0	0	0	0
L. Fleming	DE	1	2	3	0	0	0	0	0	0	0
H. Battles	CB	1	1	2	0	0	0	0	0	1	0
K. Scott	LB	1	0	1	0	0	0	0	0	0	0
L. Johnson	TE	0	0	0	0	0	0	0	1	0	0

'93 GAME-BY-GAME STATISTICS**TEAM STATISTICS**

GAME	FLORIDA STATE					OPPONENTS				
	RUSHING	PASSING	TOT OFF	FD	TO	RUSHING	PASSING	TOT OFF	FD	TO
Kansas	39-248	19-31-290	70-538	31	0	43-122	10-18-118	61-240	12	0
Duke	42-279	26-36-349	78-628	27	2	20- 17	15-45-130	65-147	12	4
Clemson	36-192	29-37-442	73-634	31	2	38- 73	16-32-227	70-300	17	3
North Carolina	30-186	27-42-303	72-489	26	4	42-104	12-24-175	66-279	15	3
Georgia Tech	53-304	27-35-278	88-582	37	1	31- 65	8-18- 45	49-110	9	1
Miami	30-194	21-31-256	61-450	17	2	33-127	21-43-193	76-320	21	2
Virginia	42-205	27-37-355	79-560	29	0	30-172	14-29-185	59-357	15	1
Wake Forest	53-414	21-34-233	87-647	35	2	33- 55	13-31-115	64-170	12	1
Maryland	33-185	28-38-341	71-526	32	0	43-140	21-28-313	71-453	24	1
Notre Dame	27- 96	32-53-307	80-403	26	2	49-239	9-18-108	67-347	20	0
N.C. State	50-244	32-42-309	92-553	29	0	20-101	17-38-216	58-317	17	6
Florida	35-120	38-53-446	88-566	30	3	15-(-33)	25-52-407	67-374	20	2

RUSHING (CARRIES-YARDS-TOUCHDOWNS)

GAME	JACKSON	DUNN	WARD	FLOYD	SMITH	WILLIAMS
Kansas	7- 64-2	8- 68-0	4- 0-0	4-20-1	11- 87-1	0- 0-0
Duke	13-107-1	2- 0-0	5-41-1	3-25-0	14- 42-0	4-58-1
Clemson	8- 41-0	7- 46-0	4-32-0	4-30-0	5- 19-0	6-22-0
North Carolina	9- 42-0	3- 6-0	5-69-0	4-12-1	7- 28-0	1- 5-0
Georgia Tech	11- 70-0	7- 32-2	8-36-0	8-47-0	9- 63-1	4-29-0
Miami	10- 98-1	6- 67-0	8-17-1	2-13-0	3-(-3)-0	0- 0-0
Virginia	10- 36-0	5- 30-0	5-38-1	8-44-1	6- 19-0	5-47-0
Wake Forest	16-116-0	8-162-2	4- 9-0	6-19-1	7- 45-0	6-49-1
Maryland	12- 95-1	10- 46-0	DNP	7-45-0	DNP	1- 1-0
Notre Dame	7- 18-0	3- 0-0	11-38-0	5-31-0	DNP	DNP
North Carolina State	12- 90-0	3- 21-0	5-30-1	8-25-1	DNP	12-55-1
Florida	19- 48-0	6- 33-0	6-29-0	4-10-0	DNP	DNP

PASSING (COMPLETIONS-ATTEMPTS-INTS-YARDS-TOUCHDOWNS)

GAME	CHARLIE WARD	DANNY KANELL	JON STARK
Kansas	16-26-0-194-0	0- 1-0- 0-0	2- 3-0- 56-1
Duke	22-31-0-272-2	Did Not QB	4- 5-0- 77-0
Clemson	25-33-0-317-4	4- 4-0-125-2	DNP
North Carolina	27-41-1-303-2	Did Not QB	DNP
Georgia Tech	21-28-0-222-4	Did Not QB	6- 7-0- 56-0
Miami	21-31-0-256-1	Did Not QB	DNP
Virginia	23-31-0-322-3	4- 6-0- 33-0	DNP
Wake Forest	13-20-0-125-0	Did Not QB	8-14-2-108-1
Maryland	DNP	28-38-0-341-5	DNP
Notre Dame	31-50-1-297-3	Did Not QB	DNP
North Carolina State	27-36-0-278-4	Did Not QB	5- 6-0- 31-1
Florida	38-53-2-446-4	Did Not QB	DNP

**RECEIVING (CATCHES-YARDS-TOUCHDOWNS)**

GAME	McCORVEY	FRIER	VANOVER	KNOX	JACKSON	DUNN	JOHNSON	FLOYD
Kansas	5-107-0	2- 23-0	4- 36-0	2-51-0	2- 14-0	0- 0-0	0- 0-0	2- 3-0
Duke	6- 70-1	5- 52-0	3- 62-1	2-27-0	3- 37-0	2- 66-0	1- 7-0	1- 5-0
Clemson	3- 54-0	2- 38-0	2- 43-0	7-99-0	5- 18-1	1- 16-1	2-80-2	2-19-0
North Carolina	6- 75-0	2- 10-0	5- 46-0	4-61-1	1- 3-0	3- 38-1	3-34-0	1- 4-0
Georgia Tech	7- 87-1	3- 32-0	1- 7-0	2-21-1	5- 41-0	2- 28-1	2-24-1	0- 0-0
Miami	5- 77-0	2- 81-1	7- 66-0	4-34-0	2-(-1)-0	1-(-1)-0	0- 0-0	0- 0-0
Virginia	4- 54-0	1- 24-0	6-129-1	2-15-0	3- 9-1	1- 28-0	1-12-0	0- 0-0
Wake Forest	4- 57-0	1- 10-0	5- 55-0	4-39-0	2- 8-0	0- 0-0	1- 3-0	0- 0-0
Maryland	10-122-1	4- 65-1	2- 23-0	5-89-2	2- 15-1	3- 14-0	0- 0-0	0- 0-0
Notre Dame	11-138-1	4- 46-0	4- 30-0	2-30-1	5- 26-0	3- 18-1	0- 0-0	2- 9-0
North Carolina State	6- 53-0	8- 91-1	DNP	7-91-2	0- 0-0	1- 10-1	1- 1-1	2-12-0
Florida	7- 72-2	11-126-0	6- 45-1	1-18-0	2- 14-0	8-140-1	2-21-0	1-10-0

DEFENSE (TACKLES-TACKLES FOR LOSS-SACKS)

	KU	DU	CU	UNC	GT	UM	UVA	WF	MD	ND	NCS	UF
K. Alexander	7-1-0	11-0-0	12-2-0	12-1-0	8-0-0	9-1-0	10-1-0	9-0-0	17-1-0	12-1-0	8-0-0	7-1-1
D. Alexander	8-1-0	4-0-.5	11-1-0	11-3-1	10-1-2	7-0-0	5-0-0	9-0-1	15-1-0	10-1-0	4-0-0	6-0-.5
D. Brooks	13-2-1	6-0-1	7-2-0	9-0-0	9-0-0	7-0-0	DNP	DNP	11-2-0	7-1-0	0-0-0	5-0-0
T. Rebol	4-0-0	3-0-0	8-0-0	5-0-0	3-0-0	9-1-0	10-0-.5	7-0-0	8-0-0	9-0-0	7-0-0	2-0-0
De. Bush	8-0-0	5-0-0	2-0-0	2-1-0	DNP	10-1-0	10-0-0	3-0-0	3-0-0	13-0-0	8-0-0	4-0-0
J. Nance	6-0-0	4-0-0	10-1-0	8-1-0	4-0-0	9-0-0	3-1-0	DNP	DNP	11-2-0	2-0-0	5-0-0
C. Abraham	8-0-0	5-0-0	3-0-0	2-0-0	3-0-0	9-0-0	9-1-0	1-0-0	9-0-0	6-0-0	3-0-0	3-0-0
R. Coes	8-0-0	4-0-0	1-0-0	2-0-0	3-0-0	9-0-0	6-0-0	4-0-0	7-0-0	6-0-0	2-0-0	2-0-0
J. Roberson	5-2-0	2-0-0	4-0-1	6-1-0	1-0-0	4-0-0	4-0-0	5-1-1.5	5-0-0	12-1-1	3-0-0	1-0-0
C. Sawyer	8-0-0	4-0-0	3-0-0	6-0-0	2-0-0	6-0-0	1-0-0	2-0-0	3-0-0	3-0-0	7-0-0	3-0-0
T. McIntosh	1-0-0	1-1-0	7-0-0	6-0-3	3-0-0	9-0-0	8-1-0	5-0-0	1-0-0	1-0-0	1-0-0	5-0-2.5

NOTE: Bowl game not included in statistics, records or highs and lows.



Florida State's defense was not satisfied with simply preventing opponents from scoring last year as the Seminoles ranked tops in the country in scoring defense in 1993.

'93 HIGHS & LOWS

FSU INDIVIDUALS

Longest Run From Scrimmage — 69 yards, Sean Jackson vs. Miami (TD)

Longest Pass Play — 86 yards, Charlie Ward to Tamarick Vanover vs. Virginia (TD)

Longest Field Goal — 47 yards, Scott Bentley vs. Clemson

Longest Punt — 55 yards, Sean Liss vs. Kansas

Longest Punt Return — 43 yards, Kez McCorvey vs. Clemson

Longest Kickoff Return — 59 yards, Phillip Riley vs. N.C. State

Longest Interception Return — 71 yards, Corey Sawyer vs. N.C. State

Most Rushing Attempts — 19, Jackson vs. Florida

Most Yards Rushing — 162, Warrick Dunn vs. Wake Forest

Most TDs Rushing — 2, Jackson vs. Kansas; Dunn vs. Georgia Tech and Wake Forest

Most Passes Attempted — 53, Ward vs. Florida

Most Passes Completed — 38*, Ward vs. Florida

Most Yards Passing — 446, Ward vs. Florida

Most TD Passes Thrown — 5, Danny Kanell vs. Maryland

Most TD Passes Caught — 2, Lonnie Johnson vs. Clemson; Kevin Knox vs. Maryland and N.C. State; McCorvey vs. Florida

Most Yards Receiving — 140, Dunn vs. Florida

Most Receptions — 11, McCorvey vs. Notre Dame; Matt Frier vs. Florida

Most Passes Intercepted — 2, Sawyer vs. N.C. State

Most Yards Total Offense — 475, Ward vs. Florida

Most Field Goals — 2, Bentley, Five Times

Most Punts — 6, Liss vs. Miami and Notre Dame

Best Punting Average — 45.5, Liss vs. Georgia Tech

Most Total Tackles — 17, Ken Alexander vs. Maryland

Most Unassisted Tackles — 9, Alexander vs. Clemson and Maryland

OPPONENT INDIVIDUALS

Longest Run From Scrimmage — 39 yards, Jerrod Washington, Virginia

Longest Pass Play — 68 yards, Kevin Foley to Mancel Johnson, Maryland

Longest Punt — 58 yards, Adrian Jarrell, Notre Dame

Longest Field Goal — 47 yards, Kevin Pendergast, Notre Dame

Longest Punt Return — 30 yards, Sidney Wells, Duke

Longest Kickoff Return — 58 yards, Washington, Virginia

Longest Interception Return — 7 yards, John Covington, Notre Dame

Most Yards Gained Rushing — 122, Lee Becton, Notre Dame

Most Yards Gained Passing — 259, Terry Dean, Florida

*School record

FSU TEAM

OFFENSE

Points

First Downs

by Rush

by Pass

Rushing Yardage

Passing Yardage

Total Offense

Total Plays

Rushing Attempts

Passing Attempts

Pass Completions

INT Thrown

Fumbles

Fumbles Lost

Penalties

Yards Penalized

HIGH

62 vs. N.C. State

37 vs. Georgia Tech

21 vs. Wake Forest

19 vs. Clemson

414 vs. Wake Forest

446 vs. Florida

647 vs. Wake Forest

92 vs. N.C. State

53 vs. Ga. Tech, Wake Forest

53 vs. Notre Dame, Florida

38 vs. Florida

2 vs. Wake Forest, Florida

4 vs. Clemson

3 vs. North Carolina

15 vs. Kansas

110 vs. Wake Forest

LOW

24 vs. Notre Dame

17 vs. Miami

6 vs. Notre Dame

9 vs. Miami

96 vs. Notre Dame

233 vs. Wake Forest

403 vs. Notre Dame

61 vs. Miami

27 vs. Notre Dame

31 vs. Kansas, Miami

19 vs. Kansas

0 in eight games

0 vs. Kansas, Wake Forest

0 in five games

3 vs. Maryland

27 vs. Florida

DEFENSE

Yards Rushing

Rushing Attempts

Passing Attempts

Pass Completions

Yards Passing

Total Offense

Interceptions

First Downs

by Rush

by Pass

Fumbles Lost

HIGH

239 by Notre Dame

49 by Notre Dame

52 by Florida

25 by Florida

407 by Florida

453 by Maryland

3 vs. Duke, N.C. State

24 by Maryland

12 by Notre Dame

19 by Florida

3 by N.C. State

LOW

-33 by Florida*

15 by Florida

18 by Kansas, Georgia

Tech, Notre Dame

8 by Georgia Tech

45 by Georgia Tech

110 by Georgia Tech

0 vs. Kansas, Maryland,

Notre Dame

9 by Georgia Tech

0 by Florida

1 by Georgia Tech

0 by five teams



'93 FLORIDA STATE HONOR ROLL**CHARLIE WARD**

SENIOR, QUARTERBACK
 Heisman Trophy Winner
 AAU Sullivan Award Winner
 Davey O'Brien Quarterback Award Winner
 Maxwell Award Winner
 Johnny Unitas Golden Arm Award Winner
 Walter Camp Player of the Year
 Chevrolet Offensive Player of the Year
 Scripps Howard Player of the Year
 ACC Player of the Year
 Toyota Leader of the Year
 The Sporting News Player of the Year
 UPI Player of the Year
 ACC Offensive Player of the Year
 Football News Offensive Player of the Year
 Associated Press All-American
 Walter Camp All-American
 The Sporting News All-American
 UPI All-American
 Football Writer's All-American
 Scripps Howard All-American
 Football News All-American
 Kodak All-American
 All-Atlantic Coast Conference
 Football News All-ACC
 ACC All-Academic
 ACC Offensive Back of the Week (Clemson, Virginia)
 Toyota Leadership Award (North Carolina)
 ESPN Player of the Game (North Carolina, Virginia)
 ABC-Chevrolet Player of the Game (Miami, Florida)

DERRICK BROOKS

JUNIOR, OUTSIDE LINEBACKER
 NCAA Consensus All-American
 ACC Defensive Player of the Year
 Rotary-Lombardi Award Finalist
 Butkus Award Finalist
 Football News Defensive Player of the Year Finalist
 Associated Press All-American
 Kodak All-American
 The Sporting News All-American
 Football Writer's All-American
 UPI All-American
 Walter Camp All-American
 Scripps Howard All-American
 Football News All-American
 All-Atlantic Coast Conference
 Football News All-ACC
 GTE-Academic All-American (2nd)
 ACC All-Academic
 ACC Defensive Back of the Week (Clemson, North Carolina)
 Honda Scholar-Athlete Award (Miami)

DERRICK ALEXANDER

SOPHOMORE, DEFENSIVE END
 Football Writer's All-American
 Associated Press All-American (3rd)
 UPI All-American (2nd)
 Football News Sophomore All-American
 All-Atlantic Coast Conference
 Football News All-ACC
 ACC Defensive Lineman of the Week (North Carolina, Georgia Tech)

COREY SAWYER

JUNIOR, CORNERBACK
 Walter Camp All-American
 UPI All-American
 Football News All-American
 The Sporting News All-American
 Associated Press All-American (2nd)
 All-Atlantic Coast Conference
 Football News All-ACC
 Football News Defensive Player of the Year
 Semi-Finalist
 ABC-Chevrolet Player of the Game (Georgia Tech)
 ACC Defensive Back of the Week (N.C. State)

KEN ALEXANDER

SENIOR, INSIDE LINEBACKER
 All-Atlantic Coast Conference
 UPI All-American (HM)
 Hitachi-CFA Scholar-Athlete Team
 GTE-Academic All-American (2nd)
 ACC All-Academic
 NCAA Post-Graduate Scholarship Winner
 National Football Foundation Scholarship Winner
 NCAA Today's Top Six Award Finalist
 East-West Shrine Game
 Hula Bowl

KEZ McCORVEY

JUNIOR, WIDE RECEIVER
 All-Atlantic Coast Conference
 UPI All-American (HM)
 ABC-Chevrolet Player of the Game (Kansas)
 NBC-Chevrolet Player of the Game (Notre Dame)
 ACC Offensive Back of the Week (Notre Dame)

CLAY SHIVER

SOPHOMORE, CENTER
 All-Atlantic Coast Conference
 UPI All-American (HM)
 Football News Sophomore All-American
 Football News All-ACC
 ACC Offensive Lineman of the Week (Wake Forest)

CLIFTON ABRAHAM

JUNIOR, CORNERBACK
 UPI All-American (HM)
 All-Atlantic Coast Conference
 ACC All-Academic

SEAN JACKSON

SENIOR, TAILBACK
 All-ACC (2nd)
 Football News All-ACC
 Senior Bowl

LONNIE JOHNSON

SENIOR, TIGHT END
 All-ACC (2nd)
 Senior Bowl
 ACC Offensive Lineman of the Week (Clemson)

PATRICK McNEIL

JUNIOR, OFFENSIVE GUARD
 All-ACC (2nd)
 Football News All-American (3rd)

TAMARICK VANOVER

SOPHOMORE, WIDE RECEIVER
 The Sporting News All-American (2nd)
 Football News Sophomore All-American (2nd)
 All-ACC (3rd)

JUAN LAUREANO

SOPHOMORE, OFFENSIVE TACKLE
 Football News Sophomore All-American (3rd)

DEVIN BUSH

SOPHOMORE, STRONG SAFETY
 All-ACC (3rd)
 ACC Defensive Back of the Week (Miami)

SCOTT BENTLEY

FRESHMAN, KICKER
 All-ACC (3rd)

CHRIS COWART

JUNIOR, OUTSIDE LINEBACKER
 All-ACC (3rd)

JON NANCE

SENIOR, NOSEGUARD
 All-ACC (3rd)

LEWIS TYRE

SOPHOMORE, OFFENSIVE GUARD
 All-ACC (3rd)

TYRANT MARION

SOPHOMORE, DEFENSIVE END
 ACC Defensive Lineman of the Week (Duke)

FORREST CONOLY

SOPHOMORE, OFFENSIVE TACKLE
 ACC Offensive Lineman of the Week (Miami)

WARRICK DUNN

FRESHMAN, TAILBACK
 Football News Freshman All-American (2nd)
 ACC Offensive Back of the Week (Wake Forest)

DANNY KANELL

SOPHOMORE, QUARTERBACK
 ACC Offensive Back of the Week (Maryland)

TODDRICK McINTOSH

SENIOR, DEFENSIVE END
 Hula Bowl

TODD REBOL

SOPHOMORE, INSIDE LINEBACKER
 Toyota Leadership Award (N.C. State)

RICHARD GOES

SENIOR, FREE SAFETY
 ACC All-Academic

CHARLIE WARD



**"HE IS PHENOMENAL —
THE GREATEST
COLLEGE
QUARTERBACK THAT I
HAVE EVER SEEN."**

DENNIS ERICKSON
HEAD COACH, UNIVERSITY OF MIAMI

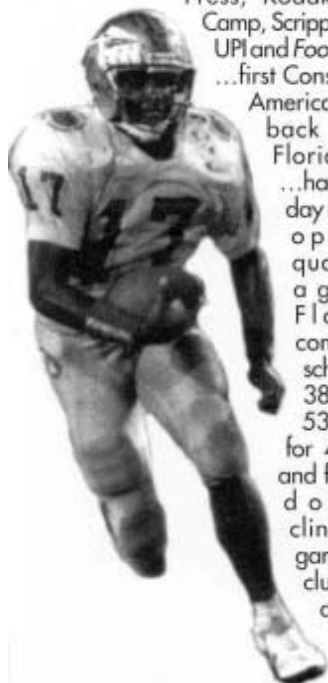
1993 AWARDS & HONORS

HEISMAN TROPHY WINNER
AAU SULLIVAN AWARD WINNER
DAVEY O'BRIEN AWARD WINNER
MAXWELL AWARD WINNER
JOHNNY UNITAS GOLDEN ARM AWARD WINNER
WALTER CAMP PLAYER OF THE YEAR
CHEVROLET OFFENSIVE PLAYER OF THE YEAR
SCRIPPS HOWARD PLAYER OF THE YEAR
ACC PLAYER OF THE YEAR
TOYOTA LEADER OF THE YEAR
THE SPORTING NEWS PLAYER OF THE YEAR
UPI PLAYER OF THE YEAR
ACC OFFENSIVE PLAYER OF THE YEAR
FOOTBALL NEWS OFFENSIVE PLAYER OF THE YEAR
ASSOCIATED PRESS ALL-AMERICAN
WALTER CAMP ALL-AMERICAN
THE SPORTING NEWS ALL-AMERICAN
UPI ALL-AMERICAN
FOOTBALL WRITER'S ALL-AMERICAN
SCRIPPS HOWARD ALL-AMERICAN
FOOTBALL NEWS ALL-AMERICAN
KODAK ALL-AMERICAN
ALL-ATLANTIC COAST CONFERENCE
FOOTBALL NEWS ALL-ACC
ACC ALL-ACADEMIC TEAM



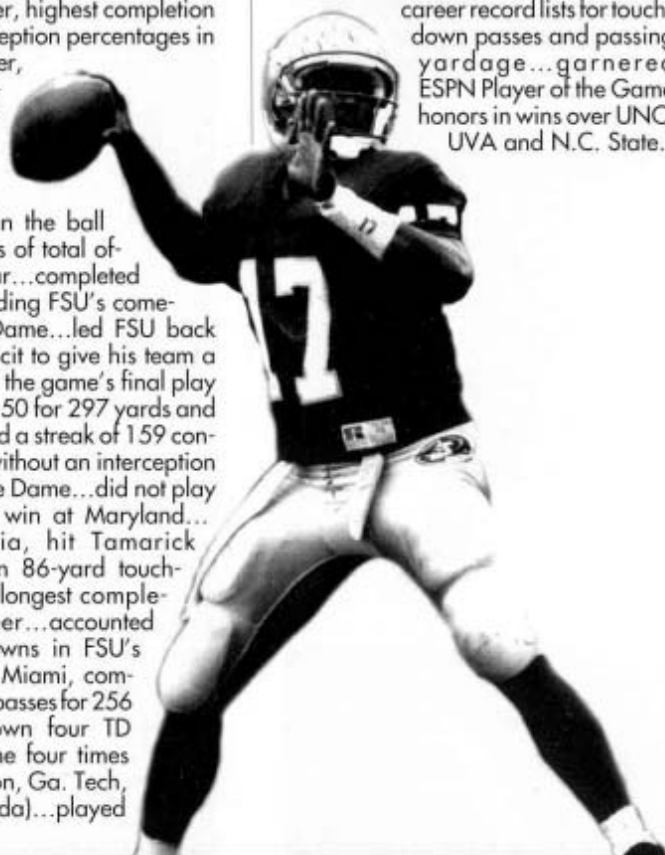
#17 CHARLIE WARD
 QUARTERBACK, 6-2, 190
 SENIOR SEASON
 THOMASVILLE, GA.

The nation's top signal-caller, one of college football's most exciting players and the 1993 Heisman Trophy winner...the Walter Camp Player of the Year... Toyota's Leader of the Year... Offensive Player of the Year, says *Football News*...the ACC Player of the Year and Offensive Player of the Year...named first team All-American by Associated Press, Kodak, Walter Camp, Scripps-Howard, UPI and *Football News*...first Consensus All-America quarterback ever at Florida State...had the best day ever by an opposing quarterback against Florida... completed a school record 38 passes in 53 attempts for 446 yards and four touchdowns... clinched the game with a clutch third-and-10 toss to Warrick




Dunn that resulted in a 79-yard touchdown...owns (or tied) 19 different Florida State total offense and passing records...his school records include those for career and single season total offense, pass completions in a game, season and career, highest completion and lowest interception percentages in a season and career, and most touchdown passes... averaged an amazing 7.6 yards every time he passed or ran the ball with 3,371 yards of total offense on the year...completed 31 passes in leading FSU's comeback at Notre Dame...led FSU back from a 24-7 deficit to give his team a chance to win on the game's final play...finished 31-of-50 for 297 yards and three scores...had a streak of 159 consecutive passes without an interception snapped at Notre Dame...did not play in FSU's 49-20 win at Maryland... against Virginia, hit Tamarick Vanover with an 86-yard touchdown strike, the longest completion of his career...accounted for two touchdowns in FSU's 28-10 win over Miami, completing 21-of-31 passes for 256 yards...has thrown four TD passes in a game four times this year (Clemson, Ga. Tech, N.C. State, Florida)...played

in the fourth quarter in only six games (UNC, Miami, UVA, Notre Dame, Florida, Nebraska)...named ACC Offensive Back of the Week after Clemson and Virginia contests...record as a starter was 22-2...ranks second on FSU career record lists for touchdown passes and passing yardage...garnered ESPN Player of the Game honors in wins over UNC, UVA and N.C. State.



1993 GAME-BY-GAME TOTALS

GAME	—PASSING—			—RUSHING—				—TOTAL OFF—		
	COMP	ATT	YDS	TD	INT	RSH	YDS	TD	PLAYS	YDS
KANSAS	16	26	194	0	0	4	0	0	30	194
DUKE	22	31	272	2	0	5	41	1	36	313
CLEMSON	25	33	317	4	0	4	32	0	37	349
UNC	27	41	303	2	1	5	69	0	46	372
GA TECH	21	28	222	4	0	8	36	0	36	258
MIAMI	21	31	256	1	0	8	17	1	39	273
VIRGINIA	23	31	322	3	0	5	38	1	37	360
WAKE	13	20	125	0	0	4	9	0	24	136
MARYLAND	DID NOT PLAY									
NOTRE DAME	31	50	297	3	1	11	38	0	62	335
N.C. STATE	27	36	278	4	0	5	30	1	41	308
FLORIDA	38	53	446	4	2	6	29	0	59	475
TOTALS	264	380	3032	27	4	65	339	4	445	3371
CAREER	473	759	5747	49	22	172	889	10	931	6636



WARD IN THE RECORD BOOKS*

FLORIDA STATE RECORDS

GAME

Most Yards Gained (Total Offense) 506 vs. Maryland, Nov. 7, 1992
 Most Passes Completed 38 vs. Florida; Nov. 27, 1993

SEASON

Most Yards Gained (Total Offense) 3,373, 1993
 Most Plays 465, 1992
 Most TDs Responsible For 31, 1993
 Highest Passing Efficiency Rating 157.8, 1993
 Most Passes Completed 264, 1993
 Highest Completion Percentage 69.5 (264-380), 1993
 Lowest Interception Percentage 1.05 (4-380), 1993
 Most 200-Yard Games (Tie) 9, 1993
 Most Touchdown Passes 27, 1993

CAREER

Most Plays 931
 Most Yards Gained (Total Offense) 6,636
 Most TDs Responsible For 59
 Most Passes Completed 473
 Highest Completion Percentage 62.3 (473-759)
 Lowest Interception Percentage 2.90 (22-759)
 Most 200-Yard Games 17
 Most 300-Yard Games (Tie) 6

ATLANTIC COAST CONFERENCE RECORDS

GAME

Most Yards Total Offense by a Junior 506 vs. Maryland, Nov. 7, 1992

SEASON

Most Yards Total Offense by a Junior 3,151, 1992
 Points Responsible For 186, 1993
 Highest Completion Percentage 69.5 (264-380), 1993
 Touchdown Passes 27, 1993

CAREER

Highest Average Per Play (Total Offense) 7.13 (6636-931)
 Highest Completion Percentage 62.3 (473-759)

*Records Owned or Shared by Charlie Ward during his Florida State career (1989-93). For a complete listing, including previous record holder, see "The Record Book", page 157.

'93 NCAA RANKINGS

'93 NCAA RANKINGS

	UVA	MD	WF	UNC	UM	CU	DU	GT	ND	NCS	UF
Total Offense	26	16	65	17	19	88	50	37	22	40	7
Rushing Offense	28	102	71	7	48	38	95	18	6	58	74
Passing Offense	42	3	46	64	21	95	18	69	73	28	4
Scoring Offense	33	65	85	13	26	92	76	59	9	50	4
Kickoff Returns	71	88	28	19	86	23	64	26	7	102	22
Total Defense	25	106	101	21	5	34	98	78	20	85	30
Rushing Defense	36	106	99	7	14	24	87	61	4	79	9
Pass Eff. Defense	13	106	89	55	4	28	104	81	51	79	39
Scoring Defense	17	105	79	27	4	15	95	66	20	65	33
Punt Returns	50	28	10	43	69	8	42	96	22	59	46
Net Punting	16	4	41	79	36	72	104	60	59	54	9
Turnover Margin	49	105	64	42	60	9	68	64	9	79	58

OPPONENTS RETURNING INDIVIDUALS

	NAME	RANK	AVG.
TOTAL OFFENSE			
	Scott Milanovich (Maryland)	4th	312.5
	Symmion Willis (Virginia)	23rd	233.6
	Spence Fischer (Duke)	24th	233.5
	Danny Wuerffel (Florida)	40th	194.6
	Donnie Davis (Ga. Tech)	46th	187.9
PASSING EFFICIENCY			
	Terry Dean (Florida)	20th	146.3
	Danny Wuerffel (Florida)	22nd	146.1
	Jason Stanicek (UNC)	24th	145.6
	Scott Milanovich (Maryland)	25th	144.5
	Symmion Willis (Virginia)	26th	143.9
	Ryan Collins (Miami)	29th	141.9
	Donnie Davis (Ga. Tech)	49th	126.0
RUSHING			
	Lee Becton (Notre Dame)	18th	104.4
	Curtis Johnson (UNC)	34th	86.2
	Leon Johnson (UNC)	39th	84.3
ALL-PURPOSE RUNNERS			
	Lee Becton (Notre Dame)	36th	119.7
	Jack Jackson (Florida)	38th	119.1
RECEPTIONS			
	Russ Weaver (Maryland)	10th	6.27
RECEIVING YARDS			
	Eddie Goines (N.C. State)	20th	84.5
	Jack Jackson (Florida)	33rd	79.1
INTERCEPTIONS			
	Tom Stuetzer (Wake Forest)	30th	0.40
	Orlando Strozier (Maryland)	T-33rd	0.36
	Bobby Taylor (Notre Dame)	T-33rd	0.36
PUNT RETURNS			
	Dexter McCleon (Clemson)	11th	12.0
	Sorola Palmer (Florida)	18th	10.8
	Larry Kennedy (Florida)	35th	8.7
	Larry Holmes (Virginia)	43rd	8.0
KICKOFF RETURNS			
	Jack Jackson (Florida)	5th	28.2
	Derrick Steagall (Ga. Tech)	16th	25.8
	Marcus Wall (UNC)	28th	23.7
	Andre Humphrey (Clemson)	35th	23.3

FIELD GOALS

Nelson Welch (Clemson)	14th	1.36
Judd Davis (Florida)	23rd	1.25
Tripp Pignetti (UNC)	46th	1.00

PUNTING

Scott Milanovich (Maryland)	6th	43.8
Will Brice (Virginia)	16th	42.1
Jason Bender (Ga. Tech)	34th	39.9
Mike Crissy (Miami)	37th	39.6
John Krueger (Duke)	46th	39.3

SCORING

Leon Johnson (UNC)	13th	8.33
Judd Davis (Florida)	18th	8.00
Tripp Pignetti (UNC)	38th	7.17

FLORIDA STATE IN
1993 FINAL NCAA STATISTICS

TEAM

CATEGORY	RANK	AVERAGE
Scoring Offense	1st	43.2
Total Offense	2nd	548.0
Passing Offense	6th	325.8
Rushing Offense	19th	222.3
Scoring Defense	1st	9.4
Total Defense	6th	284.5
Rushing Defense	5th	98.5
Pass Efficiency Defense	8th	97.9
Punt Returns	31st	9.4
Turnover Margin	33rd	+ .50
Net Punting	63rd	34.6
Kickoff Returns	93rd	17.0

INDIVIDUAL*

CATEGORY	NAME	RANK	AVERAGE
Pass Efficiency	Charlie Ward	4th	157.8
Total Offense	Charlie Ward	7th	306.45
Receptions/Game	Kez McCorvey	13th	6.17
Rec. Yards/Game	Kez McCorvey	26th	80.50
Interceptions	Corey Sawyer	15th	.50
Scoring	Scott Bentley	20th	7.92
Field Goals	Scott Bentley	44th	1.08

*Top 50 only. (T) indicates a Tie.

ATLANTIC COAST CONFERENCE

FINAL 1993 STANDINGS

TEAM	ACC					OVERALL					HM	RD	NU
	W	L	T	FOR	OPP	W	L	T	FOR	OPP			
Florida State	8	0	0	391	51	12	1	0	536	129	6-0	4-1	2-0
North Carolina	6	2	0	259	168	10	3	0	431	253	6-1	3-1	1-1
Clemson	5	3	0	117	152	9	3	0	198	192	6-1	2-2	1-0
Virginia	5	3	0	208	159	7	5	0	317	217	5-1	2-3	0-1
N.C. State	4	4	0	191	227	7	5	0	278	327	5-1	2-3	0-1
Georgia Tech	3	5	0	176	213	5	6	0	260	286	3-3	2-3	0-0
Duke	2	6	0	115	237	3	8	0	214	349	2-3	1-5	0-0
Maryland	2	6	0	171	312	2	9	0	243	479	1-4	1-5	0-0
Wake Forest	1	7	0	153	262	2	9	0	199	318	1-5	1-4	0-0

1993 ALL-ACC FOOTBALL

FIRST TEAM

OFFENSE				DEFENSE			
POS	PLAYER	CL	SCHOOL	POS	PLAYER	CL	SCHOOL
WR	Kez McCorvey	JR	Florida State	DL	Derrick Alexander	SO	Florida State
WR	Eddie Goines	JR	N.C. State	DL	Dred Booe	SR	Wake Forest
OT	Ethan Albright	SR	North Carolina	DL	Brentson Buckner	SR	Clemson
OT	Jim Reid	SR	Virginia	ILB	Ken Alexander	SR	Florida State
OG	Mark Dixon	SR	Virginia	ILB	Damien Covington	JR	N.C. State
OG	Stacy Seegars	SR	Clemson	OLB	Derrick Brooks	JR	Florida State
C	Clay Shiver	SO	Florida State	OLB	Tyler Lawrence	SR	N.C. State
TE	Aaron Mundy	SR	Virginia	DB	Bracey Walker	SR	North Carolina
QB	Charlie Ward	SR	Florida State	DB	Corey Sawyer	JR	Florida State
RB	Curtis Johnson	SO	North Carolina	DB	Clifton Abraham	JR	Florida State
RB	Dorsey Levens	SR	Georgia Tech	DB	Keith Lyle	SR	Virginia
PK	Steve Videtich	JR	N.C. State	P	Scott Milanovich	SO	Maryland

SECOND TEAM

OFFENSE				DEFENSE			
POS	PLAYER	CL	SCHOOL	POS	PLAYER	CL	SCHOOL
WR	Jermaine Lewis	SO	Maryland	DL	Mike Frederick	JR	Virginia
WR	Corey Holliday	SR	North Carolina	DL	Austin Robbins	SR	North Carolina
OT	Brent LeJeune	SR	Clemson	DL	Marcus Jones	SO	North Carolina
OT	Curtis Parker	SR	North Carolina	ILB	Tim Jones	JR	Clemson
OG	Shawn Hocker	SR	North Carolina	ILB	Jamal Cox	JR	Georgia Tech
OG	Patrick McNeil	JR	Florida State	OLB	Bernardo Harris	SR	North Carolina
C	Todd Ward	SR	N.C. State	OLB	Brad Sherrod	SR	Duke
TE	Lonnie Johnson	SR	Florida State	DB	Dewayne Washington	SR	N.C. State
QB	Jason Stanicek	JR	North Carolina	DB	Sean Crocker	SR	North Carolina
RB	Leon Johnson	FR	North Carolina	DB	Andre Humphrey	SO	Clemson
RB	Sean Jackson	SR	Florida State	DB	Brian Dawkins	SO	Clemson
RB	John Leach	SR	Wake Forest	P	Will Brice	FR	Virginia
PK	Nelson Welch	JR	Clemson				

THIRD TEAM

OFFENSE				DEFENSE			
POS	PLAYER	CL	SCHOOL	POS	PLAYER	CL	SCHOOL
WR	Todd Dixon	SR	Wake Forest	DL	Mark Krichbaum	JR	Virginia
WR	Terry Smith	SR	Clemson	DL	Jon Nance	SR	Florida State
WR	Tamarick Vanover	SO	Florida State	DL	Scott Youmans	SR	Duke
OT	Eric Taylor	SR	N.C. State	ILB	Rick Steinbacher	SR	North Carolina
OT	Steve Ingram	JR	Maryland	ILB	Randy Neal	JR	Virginia
OG	Lewis Tyre	SO	Florida State	OLB	Chris Cowart	JR	Florida State
OG	Bryan Bravy	JR	Georgia Tech	OLB	Tom Burns	SR	Virginia
C	Mike Cheever	SO	Georgia Tech	OLB	Wardell Rouse	JR	Clemson
TE	Walter Rasby	SR	Wake Forest	DB	James Walker	SO	N.C. State
QB	Scott Milanovich	SO	Maryland	DB	Ray Farmer	SO	Duke
RB	Gary Downs	SR	N.C. State	DB	Devin Bush	SO	Florida State
RB	William Bell	SR	Georgia Tech	DB	Sean Boyd	SO	North Carolina
PK	Scott Bentley	FR	Florida State	P	John Krueger	FR	Duke

ACC PLAYERS OF THE WEEK

WEEK	OFFENSIVE BACK	OFFENSIVE LINEMAN	DEFENSIVE LINEMAN	DEFENSIVE BACK	ROOKIE
9/4	Charles Way, UVa	Greg DeLong, UNC	Tyrant Marion, FSU	Brian Dawkins, CU	Leon Johnson, UNC
9/11	Charlie Ward, FSU	Lonnie Johnson, FSU	Eric Counts, NCS	Derrick Brooks, FSU	Leon Johnson, UNC
9/18	Scott Milanovich, MD	Mark Dixon, UVa	Derrick Alexander, FSU	Derrick Brooks, FSU	Jamie Sharper, UVa
9/25	D. Witherspoon, CU	Shawn Hocker, UNC	Mark Krichbaum, UVa	Andre Humphrey, CU	Jamie Sharper, UVa
10/2	Symmion Willis, UVa	Brent LeJeune, CU	Derrick Alexander, FSU	Wardell Rouse, CU	James Farrior, UVa
10/9	Jason Stanicek, UNC	Forrest Conoly, FSU	Brenston Buckner, CU	Devin Bush, FSU	Dexter McClean, CU
10/16	Charlie Ward, FSU	Curtis Parker, UNC	Dred Booe, WF	Bracey Walker, UNC	Harold Gragg, WF
10/23	Spence Fischer, Duke	Jim Reid, UVa	Mark Krichbaum, UVa	Tee Edwards, Duke	Chris Franklin, CU
10/30	Warrick Dunn, FSU	Clay Shiver, FSU	Brenston Buckner, CU	James Walker, NCS	Curtis McGee, GT
11/6	Danny Kanell, FSU	Ethan Albright, UNC	Troy Barnett, NCS	Brent Morehead, WF	Ratcliff Thomas, MD
11/13	Kez McCorvey, FSU	Stacy Seegars, CU	Tim Jones, CU	Bracey Walker, UNC	Dexter McClean, CU
11/20	John Leach, WF	Russ Weaver, MD	LeMarick Simpson, CU	Corey Sawyer, FSU	Emory Smith, CU

ACC FINAL INDIVIDUAL STATISTICS

TOTAL OFFENSE

PLAYER	SCHOOL	GP	RUN	PASS	PLAYS	TOT	PP	TDR	PG
Scott Milanovich	MD	11	-62	3499	522	3437	6.6	29	312.5
Charlie Ward	FSU	11	339	3032	445	3371	7.6	31	306.5
Symmion Willis	UVa	11	222	2347	349	2569	7.4	20	233.5
Spence Fischer	Duke	11	17	2563	435	2580	5.9	12	233.5
Jason Stanicek	UNC	12	406	1874	326	2280	7.0	16	190.0
Donnie Davis	GaT	11	328	1739	326	2067	6.7	15	187.9
Jim Kemp	WF	9	76	1488	270	1564	5.8	8	173.8
Terry Harvey	NCS	11	-13	1837	281	1824	6.5	14	165.8
Patrick Sapp	Clem	9	57	975	189	1032	5.5	3	114.7
John Leach	WF	11	1089	0	216	1089	5.0	10	99.0

ALL-PURPOSE YARDAGE

PLAYER	SCHOOL	GP	RUN	REC	PR	KR	TOT	PLAYS	PP	PG
John Leach	WF	11	1089	340	9	253	1691	269	6.3	153.7
Todd Dixon	WF	10	27	558	167	578	1330	75	17.7	133.0
Dorsey Levens	GaT	10	823	134	0	206	1163	131	8.9	116.3
Jerrold Washington	UVa	11	871	72	54	253	1250	196	6.4	113.6
Eddie Goines	NCS	11	50	929	0	191	1170	70	16.7	106.4
Leon Johnson	UNC	12	1012	233	0	21	1266	209	6.1	105.5
Gary Downs	NCS	11	835	201	0	0	1036	200	5.2	94.2
Curtis Johnson	UNC	12	1034	67	0	0	1101	183	6.0	91.8
Derrick Steagall	GaT	10	80	385	0	413	878	45	19.5	87.8
Larry Holmes	UVa	9	3	461	104	222	790	53	14.9	87.8

PASSING EFFICIENCY

PLAYER	SCHOOL	GP	ATT	CMP	PCT	YDS	TD	INT	PTS
Charlie Ward	FSU	11	380	264	.695	3032	27	4	157.8
Jason Stanicek	UNC	12	217	139	.641	1874	12	10	145.6
Scott Milanovich	MD	11	431	279	.647	3499	26	18	144.5
Symmion Willis	UVa	11	276	165	.598	2347	19	14	143.8
Terry Harvey	NCS	11	235	131	.557	1837	14	8	134.3
Donnie Davis	GaT	11	237	137	.578	1739	12	12	126.0
Patrick Sapp	Clem	9	124	61	.492	975	3	3	118.4
Spence Fischer	Duke	11	387	212	.548	2551	12	14	113.1
Jim Kemp	WF	9	217	126	.581	1488	6	13	112.8

SCORING

PLAYER	SCHOOL	GP	TDs	TDR	TDP	FG	PAT	PTS	PG
Leon Johnson	UNC	12	16	14	2	0	2	100	8.3
Scott Bentley	FSU	12	0	0	0	13	56	95	7.9
Tripp Pignetti	UNC	12	0	0	0	12	50	86	7.2
Curtis Johnson	UNC	12	12	11	1	0	0	72	6.0
John Leach	WF	11	11	10	1	0	0	66	6.0
Eddie Goines	NCS	11	10	0	10	0	2	64	5.8
Steve Videtich	NCS	11	0	0	0	12	26	62	5.6
Gary Downs	NCS	11	10	9	1	0	0	60	5.5
Nelson Welch	Clem	11	0	0	0	15	15	60	5.5
Kyle Kirkeide	UVa	11	0	0	0	8	36	60	5.5

'93 SEASON IN REVIEW

TACKLES

PLAYER	SCHOOL	GP	SOLO	AST	TFL	SCK	TOT	AVG
Randy Neal	UVa	11	98	41	4-10	0	139	12.6
James Walker	NCS	11	92	42	2-9	0	139	12.6
Damien Covington	NCS	11	71	62	7-14	1-4	133	12.1
Brad Sherrad	Duke	11	72	50	6-13	3-9	122	11.1
Kevin Giles	WF	10	75	34	6-13	1-1	109	10.9
Ken Alexander	FSU	12	69	53	10-26	1-7	122	10.2
Jamal Cox	GaT	11	77	34	0-0	0	111	10.1
Ratcliff Thomas	MD	11	74	32	4-16	0	106	9.6
Gregg Giannamore	NCS	11	49	52	5-11	0	101	9.2
Tim Jones	Clem	11	64	36	2-3	0	100	9.1
Jamie Sharper	UVa	11	75	24	2-3	0	99	9.0
Lamont Gore	MD	10	62	25	0-0	0	87	8.7
Rodney Wilkerson	GaT	11	54	41	1-4	0	95	8.6
Ed Gallon	NCS	11	54	40	6-22	1-3	94	8.5
Derrick Alexander	FSU	12	47	53	14-50	6-37	100	8.3
Bracey Walker	UNC	12	46	54	1-1	0	100	8.3

QB SACKS: Tyler Lawrence, NCS (11.0); Mike Frederick, UVa (10.5); Marcus Jones, UNC (8.5); **Chris Cowart, FSU (7.5)**; Cogger & Johnson, GT (7.0)

TACKLES FOR LOSSES: Mike Frederick, UVa (21); Tyler Lawrence, NCS (21); Dred Booe, WF (18); **Derrick Alexander, FSU (13)**; Mark Krichbaum, UVa (12)

PASSES BROKEN UP: **Corey Sawyer, FSU (11)**; William Strong, NCS (10); Brian Dawkins, Clem (9); Sean Boyd, UNC (9); Six tied with seven

RUSHING

PLAYER, SCHOOL	G	ATT	YDS	AVG	TD	PG
John Leach, WF	11	215	1089	5.1	10	99.0
Curtis Johnson, UNC	12	173	1034	6.0	11	86.2
Leon Johnson, UNC	12	179	1012	5.7	14	84.3
Dorsey Levens, GT	10	114	823	7.2	8	82.3
Jerrold Washington, UVa	11	162	871	5.4	5	79.2
Gary Downs, NCS	11	173	835	4.8	9	75.9
Sean Jackson, FSU	11	134	825	6.2	5	68.8
William Bell, GT	11	166	752	4.5	7	68.4
Mark Mason, MD	11	158	616	3.9	3	56.0
Kevin Brooks, UVa	11	113	538	4.8	6	48.9

RECEPTIONS

PLAYER, SCHOOL	G	REC	YDS	AVG	TD	PG
Russ Weaver, MD	11	69	606	8.8	2	6.3
Kez McCorvey, FSU	12	74	966	13.1	6	6.2
Eddie Goines, NCS	11	48	929	19.4	10	4.4
Corey Holliday, UNC	12	50	867	17.3	2	4.2
Tamarick Vanover, FSU	11	45	542	12.0	3	4.1
Stanley Dorsey, DU	11	44	678	15.4	4	4.0
Matt Frier, FSU	12	45	598	13.3	3	3.8
Andrew Carter, MD	11	41	370	9.0	2	3.7
John Leach, WF	11	41	340	8.3	1	3.7
Patrick Jeffers, UVa	9	32	580	18.1	6	3.6

RECEIVING YARDAGE

PLAYER, SCHOOL	G	REC	YDS	AVG	TD	PG
Jermaine Lewis, MD	8	52	957	18.4	7	119.6
Eddie Goines, NCS	11	48	929	19.4	10	84.5
Kez McCorvey, FSU	12	74	966	13.1	6	80.5
Corey Holliday, UNC	12	50	867	17.3	2	72.3
Terry Smith, CU	10	34	720	21.2	3	72.0
Patrick Jeffers, UVa	9	32	580	18.1	6	64.4
Stanley Dorsey, DU	11	44	678	15.4	4	61.6
Todd Dixon, WF	10	33	558	16.9	4	55.8
Russ Weaver, MD	11	69	606	8.8	2	55.1
Jason Kremus, MD	11	37	576	15.6	5	52.4

PUNTING

PLAYER, SCHOOL	NO	YDS	BLK	LG	AVG
Scott Milanovich, MD	50	2189	0	67	43.8
Will Brice, UVa	48	2025	0	62	42.2
Jason Bender, GT	46	1837	0	59	39.9
John Krueger, DU	50	1966	1	60	39.3
Mike Green, WF	55	2079	0	60	37.8

PUNT RETURNS

PLAYER, SCHOOL	G	NO	YDS	LG	TD	AVG
Todd Dixon, WF	10	13	167	74	1	12.8
Dexter McClean, CU	11	14	168	39	0	12.0
Larry Holmes, UVa	9	13	104	19	0	8.0
Ledel George, NCS	11	25	197	43	0	7.9
Steven Jerry, UNC	12	20	153	28	0	7.7
Brad Breedlove, DU	11	16	120	44	0	7.5
Corey Sawyer, FSU	11	25	182	22	0	7.3

FIELD GOALS

PLAYER, SCHOOL	G	FGM	FGA	LG	PCT	PG
Nelson Welch, CU	11	15	24	47	.625	1.36
Steve Videtich, NCS	11	12	13	46	.923	1.09
Scott Bentley, FSU	11	13	20	47	.650	1.08
Tripp Pignetti, UNC	12	12	15	31	.800	1.00
Mike Green, WF	11	9	15	47	.600	0.82
Tyler Jarrett, GT	11	9	15	45	.600	0.82
Tom Cochran, DU	11	9	16	43	.563	0.82
Kyle Kirkeide, UVa	11	8	12	39	.667	0.73

KICKOFF RETURNS

PLAYER, SCHOOL	G	NO	YDS	LG	TD	AVG
Derrick Steagall, GT	10	16	413	50	0	25.8
Todd Dixon, WF	10	24	578	95	1	24.1
Marcus Wall, UNC	12	31	734	91	0	23.7
Andre Humphrey, CU	11	27	628	38	0	23.3
Leroy Gallman, DU	11	29	674	100	1	23.2
Allen Williams, MD	9	30	621	49	0	20.7
Jerrold Washington, UVa	11	14	253	58	0	18.1
Andrew Carter, MD	11	16	279	35	0	17.1

INTERCEPTIONS

PLAYER, SCHOOL	G	NO	YDS	LG	TD	PG
Corey Sawyer, FSU	12	6	90	71	0	0.50
Keith Lyle, UVa	11	5	43	17	0	0.45
Tom Stuetzer, WF	10	4	19	13	0	0.40
Orlando Strozier, MD	11	4	63	23	0	0.36
Dewayne Washington, NCS	11	4	46	30	0	0.36
Sean Thomas, DU	11	4	44	18	0	0.36
Paul London, UVa	11	4	0	0	0	0.36

ACC FINAL TEAM STATISTICS

TOTAL OFFENSE

SCHOOL	G	PLAYS	YDS	PP	TD	PG
Florida State	12	939	6576	7.0	63	548.0
Maryland	11	854	4836	5.7	35	439.6
North Carolina	12	884	5256	5.9	52	438.0
Virginia	11	757	4585	6.1	40	416.8
Georgia Tech	11	738	4398	6.0	33	399.8
N.C. State	11	752	4368	5.8	34	397.1
Duke	11	820	4178	5.1	23	379.8
Wake Forest	11	744	3874	5.2	23	352.2
Clemson	11	742	3480	4.7	20	316.4

RUSHING OFFENSE

SCHOOL	G	ATT	YDS	PC	TD	PG
Florida State	12	470	2667	5.7	26	222.3
North Carolina	12	628	3036	4.8	39	253.0
Georgia Tech	11	467	2463	5.3	20	223.9
Virginia	11	472	2202	4.7	20	200.2
Clemson	11	556	2012	3.6	14	182.9
N.C. State	11	403	1696	4.2	14	154.2
Wake Forest	11	404	1530	3.8	16	139.1
Duke	11	343	1167	3.4	9	106.1
Maryland	11	381	1013	2.7	9	92.1

PASSING OFFENSE

SCHOOL	ATT	CMP	PCT	INT	YDS	TD	PG
Florida State	469	327	.697	6	3909	37	325.8
Maryland	473	302	.638	21	3823	26	347.5
Duke	477	249	.522	19	3011	14	273.7
N.C. State	349	195	.559	13	2672	20	242.9
Virginia	285	171	.600	14	2383	20	216.6
Wake Forest	340	194	.571	18	2344	7	213.1
North Carolina	256	160	.625	12	2220	13	185.0
Georgia Tech	271	153	.565	14	1935	13	175.9
Clemson	186	92	.495	7	1468	6	133.5

SCORING OFFENSE

SCHOOL	TD	KXP	OXF	FG	SF	PTS	PG
Florida State	70	59	0	13	0	518	43.2
North Carolina	55	51	2	12	0	421	35.1
Virginia	40	36	1	8	1	304	27.6
N.C. State	34	27	2	12	0	271	24.6
Georgia Tech	34	27	1	9	0	260	23.6
Maryland	35	24	3	1	0	243	22.1
Duke	27	21	2	9	0	214	19.5
Wake Forest	25	14	4	9	0	199	18.1
Clemson	20	15	2	15	0	184	16.7

FIRST DOWNS — OFFENSE

SCHOOL	G	RUN	PASS	PEN	TOT	PG
Florida State	12	149	184	17	350	29.2
Maryland	11	78	158	23	259	23.6
North Carolina	12	153	106	17	276	23.0
Duke	11	74	151	12	237	21.6
N.C. State	11	103	116	15	234	21.3
Virginia	11	115	103	8	226	20.5
Georgia Tech	11	121	86	17	224	20.4
Wake Forest	11	91	103	10	204	18.6
Clemson	11	115	55	9	179	16.3

3RD DOWN CONVERSIONS — OFFENSE

SCHOOL	G	CONV	ATT	PCT
Florida State	12	90	161	.559
North Carolina	12	90	176	.511
Maryland	11	72	151	.477
Virginia	11	67	150	.447
Georgia Tech	11	64	148	.432
N.C. State	11	54	133	.406
Duke	11	69	171	.404
Wake Forest	11	56	148	.378
Clemson	11	60	174	.345

TOTAL DEFENSE

SCHOOL	G	PLYS	YDS	PP	TD	PG
Florida State	12	773	3414	4.4	15	284.5
North Carolina	12	810	3868	4.8	25	322.3
Virginia	11	770	3587	4.7	22	326.1
Clemson	11	749	3760	5.0	20	341.8
Georgia Tech	11	845	4373	5.2	35	397.5
N.C. State	11	835	4557	5.5	36	414.3
Duke	11	778	4859	6.2	45	441.7
Wake Forest	11	799	4930	6.2	39	448.2
Maryland	11	830	6083	7.3	61	553.0

RUSHING DEFENSE

SCHOOL	G	ATT	YDS	PC	TD	PG
Florida State	12	397	1182	3.0	6	98.5
North Carolina	12	410	1230	3.0	10	102.5
Clemson	11	402	1413	3.5	9	128.5
Virginia	11	437	1570	3.6	13	142.7
Georgia Tech	11	527	1874	3.6	21	170.4
N.C. State	11	495	2133	4.3	19	193.9
Duke	11	485	2222	4.6	23	202.0
Wake Forest	11	495	2462	5.0	22	223.8
Maryland	11	554	3490	6.3	38	317.3

PASS EFFICIENCY DEFENSE

SCHOOL	ATT	CMP	PCT	INT	YDS	TD	RAT
Florida State	376	181	.481	15	2232	9	97.9
Virginia	333	189	.568	22	2017	9	103.3
Clemson	346	187	.541	17	2349	11	111.7
North Carolina	400	238	.595	13	2638	15	120.8
N.C. State	340	219	.644	10	2424	17	134.9
Georgia Tech	318	195	.613	10	2499	14	135.6
Wake Forest	304	188	.618	14	2468	17	139.3
Duke	291	194	.667	13	2624	22	158.4
Maryland	276	161	.583	5	2593	23	161.1

SCORING DEFENSE

SCHOOL	TD	KXP	OXF	FG	SF	PTS	PG
Florida State	15	14	0	3	0	113	9.4
Clemson	23	20	0	7	0	179	16.3
Virginia	23	17	2	9	0	186	16.9
North Carolina	28	22	3	11	0	229	19.1
N.C. State	36	29	4	10	1	285	25.9
Georgia Tech	36	30	2	12	0	286	26.0
Wake Forest	41	36	0	12	0	318	28.9
Duke	48	30	5	7	0	349	31.7
Maryland	61	55	1	18	1	479	43.5

'93 SEASON IN REVIEW

FIRST DOWNS — DEFENSE

SCHOOL	G	RUN	PASS	PEN	TOT	PG
Florida State	12	73	105	16	194	16.2
North Carolina	12	77	123	6	206	17.2
Clemson	11	76	112	10	198	18.0
Virginia	11	99	89	14	202	18.4
Georgia Tech	11	113	118	18	249	22.6
Duke	11	122	122	7	251	22.8
N.C. State	11	134	106	12	252	22.9
Wake Forest	11	133	111	15	259	23.6
Maryland	11	156	104	21	281	25.6

3RD DOWN CONVERSIONS — DEFENSE

SCHOOL	G	CONV	ATT	PCT
Florida State	12	52	172	.302
North Carolina	12	60	169	.355
Clemson	11	61	165	.370
Virginia	11	62	166	.373
N.C. State	11	71	163	.436
Georgia Tech	11	78	170	.459
Wake Forest	11	74	155	.477
Maryland	11	70	144	.486
Duke	11	71	145	.490

PUNT RETURNS

SCHOOL	G	NO	YDS	LG	TD	AVG
Clemson	11	27	347	53	0	12.9
Wake Forest	11	16	191	74	1	11.9
Maryland	11	16	152	33	0	9.5
Florida State	12	29	273	43	2	9.4
North Carolina	12	22	194	31	2	8.8
Duke	11	17	150	44	1	8.8
Virginia	11	19	158	28	0	8.3
N.C. State	11	25	197	43	0	7.9
Georgia Tech	11	23	112	20	0	4.9

KICKOFF RETURNS

SCHOOL	G	NO	YDS	LG	TD	AVG
North Carolina	12	38	861	91	0	22.7
Clemson	11	36	802	38	0	22.3
Georgia Tech	11	37	814	50	0	22.0
Wake Forest	11	40	878	95	1	22.0
Duke	11	49	947	100	1	19.3
Virginia	11	29	551	65	0	19.0
Maryland	11	69	1211	49	0	17.6
Florida State	12	21	358	59	0	17.0
N.C. State	11	41	644	35	0	15.7

KICKOFF COVERAGE DEFENSE

SCHOOL	G	NO	YDS	LG	TD
North Carolina	12	60	1064	1	17.7
Georgia Tech	11	36	674	0	18.7
N.C. State	11	38	735	0	19.3
Maryland	11	34	662	0	19.5
Florida State	12	67	1329	0	19.8
Virginia	11	47	947	0	20.1
Wake Forest	11	35	743	0	21.2
Duke	11	29	616	0	21.2
Clemson	11	31	677	0	21.8

NET PUNTING

SCHOOL	PUNTS-AVG	RET-YDS	NET
Maryland	53-42.8	20-161	39.8
Virginia	52-40.1	16-122	37.8
Wake Forest	55-37.8	16-80	36.4
N.C. State	49-38.1	20-131	35.4
Georgia Tech	46-39.9	26-235	34.8
Florida State	35-37.7	13-106	34.6
Clemson	59-36.0	17-121	33.9
North Carolina	42-37.8	22-168	33.8
Duke	52-38.8	33-458	30.0

PENALTY YARDAGE

SCHOOL	G	PEN	YDS	PG
N.C. State	11	57	370	33.6
North Carolina	12	54	424	35.3
Virginia	11	68	524	47.6
Clemson	11	71	547	49.7
Wake Forest	11	75	592	53.8
Georgia Tech	11	71	602	54.7
Duke	11	78	671	61.0
Maryland	11	81	675	61.4
Florida State	12	102	814	67.8

QUARTERBACK SACKS

SCHOOL	G	NO	YDS	PG
North Carolina	12	38	266	3.2
Georgia Tech	11	33	242	3.0
Florida State	12	32	251	2.7
N.C. State	11	27	180	2.5
Duke	11	24	167	2.2
Clemson	11	20	119	1.8
Virginia	11	19	126	1.7
Wake Forest	11	16	97	1.5
Maryland	11	10	81	0.9

TURNOVER MARGIN

SCHOOL	TO LOST	TO GAIN	DIF	RATIO
Clemson	16	28	+12	+1.09
Florida State	18	24	+ 6	+ .50
North Carolina	24	29	+ 5	+ .42
Virginia	25	28	+ 3	+ .27
Wake Forest	26	24	- 2	- .18
Georgia Tech	23	21	- 2	- .18
Duke	28	24	- 4	- .36
N.C. State	30	23	- 7	- .64
Maryland	36	18	-18	-1.64

 SIDELINES

While Florida State's big games with its in-state and ACC rivals gather national attention, the truth is that the Seminoles have a national following. Over the years, FSU teams have faced opponents from every region of the country. In 47 seasons of college football, Florida State has faced teams from 30 different states, as well as the District of Columbia.

ATLANTIC COAST CONFERENCE

Consistency. It's the mark of true excellence in any endeavor. However, in today's intercollegiate athletics, competition has become so balanced and so competitive that it is virtually impossible to maintain a high level of consistency.

Yet the Atlantic Coast Conference has defied the odds. Now in its 42nd year of competition, the ACC has long enjoyed a reputation as one of the strongest and most competitive intercol-

legiate conferences in the nation. And that is not mere conjecture, the numbers support it.

Since the league's inception in 1953, Atlantic Coast Conference schools have captured 52 NCAA and AIAW championships, including 29 in men's competition and 23 in women's. In addition, 87 men and 22 women have earned the coveted title of NCAA champion.

The conference had an immediate

impact on the national college football scene in the fall of 1953 when the University of Maryland captured the first of what is now four national football championships for the ACC.

Over the past 13 years, the ACC has captured more national football titles (three) than any other conference. Clemson laid claim to the league's second national title in 1981, Georgia Tech followed suit in 1990 while Florida State pocketed national title No. 4 a year ago.

The nine schools that take to the field this fall under the ACC banner have produced 296 first or second team gridiron All-Americans and 47 first-team academic All-Americans. ACC teams have had 1,253 players selected in the annual professional football draft, including 78 first round selections.

If success is best measured in terms of wins and losses, then the ACC has proven itself to be among the elite in Division 1-A football. The nine ACC teams are a combined 70-60-5 (.537) in bowl games—a winning percentage second only to the PAC-10's .551 success rate.

Georgia Tech, with a 17-8 (.680) post-season mark, is No. 2 among Division 1-A teams in bowl winning percentage. The Yellow Jackets lead a list of three ACC squads that rank among the top seven all-time bowl teams. Florida State is fourth with a 14-7-2 (.652) record and Clemson is seventh at 12-7 (.632).

The ACC also stands at the forefront of intercollegiate athletics in terms of academic accomplishments of its student athletes. That accomplishment is nowhere better reflected than in the CFA Academic Achievement Award, given annually to the CFA member institution with the highest graduation rate among members of its football team. Eight times over the past 14 years, an ACC member school has claimed the award.

This past year, Duke University captured the coveted award for the second straight year and sixth time overall. In addition, the ACC had six of the 20 CFA members who reported graduation rates of 70 percent or better.

Since 1952, 41 ACC football players have earned first-team Academic All-America honors 47 times.



Florida State is undefeated in its two seasons in the ACC with a 16-0 record.



The Seminoles will be trying to wrap-up a third straight conference crown in 1994.

1993-94 IN REVIEW

The 1993-94 academic year will be remembered as one of the best in the 41 year history of the ACC. Conference teams captured five national titles and participated in the national title game in four other sports. In all, the ACC has won 18 national team crowns in the last four years.

The 1993-94 national champions from the ACC were Florida State in football, Virginia in men's soccer, North Carolina in both women's soccer and women's basketball, and Maryland in field hockey.

The four runners-up were Duke in men's basketball, Virginia in men's lacrosse, Maryland in women's lacrosse and Georgia Tech in baseball. ACC teams were 65-39-1 (.623) in NCAA Tournament play in 1993-94.

Overall the ACC placed at least one team in the top 10 nationally in 14 of the 23 sports sponsored by the league. Other conference records of note established during the 1993-94 campaign include an ACC-record 82 teams competing at NCAA Championships, five bowl invitations, and 29 Top-10 showings.

An all-time high 12 ACC teams (in eight different sports) representing seven of the nine member institutions, earned

a No. 1 ranking during the course of the 1993-94 academic year.

The ACC Academic Honor Roll record was broken for the eighth straight year as 1,151 student athletes were recognized for their work in the classroom.

THE CHAMPIONSHIPS

The conference currently conducts championship competition in 23 sports, including 12 for men and 11 for women.

The first ACC championship was held in swimming on February 25, 1954, while the league's inaugural basketball tournament took place March 4-6, 1954, at North Carolina State, drawing 36,000 fans over the three days.

The 12 sports for men include football, cross country, soccer, basketball, swimming, indoor and outdoor track, wrestling, baseball, tennis, golf, and lacrosse. Fencing, which was started in 1971, was discontinued in 1981.

Women's sports were initiated in 1977 with the first championship held in tennis at Wake Forest University, October 6-8. Conference championships for women are currently conducted in cross country, volleyball, field hockey, soccer, basketball, swimming, indoor and outdoor track, tennis, golf, and softball. 🍀

ACC QUICK FACTS

MEMBER SCHOOLS

Clemson
Duke
Florida State
Georgia Tech
Maryland
North Carolina
North Carolina State
Virginia
Wake Forest

THE ACC OFFICE

6011 Landmark Center Blvd.
P.O. Drawer ACC
Greensboro, NC
27419-6999
Phone: (910) 854-8787
Fax: (910) 854-8797

COMMISSIONER

Gene Corrigan

ASSOCIATE COMMISSIONER

Fred Barakat
Basketball

ASSISTANT COMMISSIONERS

Tom Mickle

Bradley Faircloth
Football Officiating

David Thompson
Compliance

Dee Todd
Championships

Rick Chryst
Marketing & Legal Affairs

ASSISTANT TO THE COMMISSIONER

Brian Morrison
Director of Media Relations

ASSISTANT MEDIA RELATIONS DIRECTOR

Emily Watkins

Amy Farnum
Media Relations Intern