


RECORD BOOK





THE RECORD BOOK

INDIVIDUAL RECORDS

(Bowl games not included)

TOTAL OFFENSE

MOST PLAYS

Game - 61, Gary Huff vs. Houston, Nov. 4, 1972
 Season - 465, Charlie Ward, 1992
 Career - 931, Charlie Ward, 1989-93

MOST YARDS GAINED

Game - 506, Charlie Ward vs. Maryland, Nov. 7, 1992
 Season - 3,373, Charlie Ward, 1993
 Career - 6,636, Charlie Ward, 1989-93

MOST TOUCHDOWNS RESPONSIBLE FOR

Game - 6, Gary Huff vs. South Carolina, Oct. 23, 1971; Peter Tom Willis vs. Memphis State, Nov. 18, 1989
 Season - 31, Charlie Ward, 1993
 Career - 59, Charlie Ward, 1989-93

RUSHING

MOST RUSHES

Game - 33, Greg Allen vs. East Carolina, Sept. 3, 1983
 Season - 239, Larry Key, 1977
 Career - 625, Larry Key, 1974-77

MOST YARDS GAINED

Game - 322, Greg Allen vs. Western Carolina, Oct. 31, 1981

Season - 1,230, Sammie Smith, 1987
 Career - 3,769, Greg Allen, 1981-84

MOST YARDS GAINED (SEASON)

By a Freshman - 888, Greg Allen, 1981
 By a Sophomore - 1,230, Sammie Smith, 1987

By a Junior - 1,134, Greg Allen, 1983
 By a Senior - 1,117, Larry Key, 1977

MOST GAMES GAINING 100 YARDS

Season - 7, Sammie Smith, 1987
 Career - 16, Greg Allen, 1981-84

CONSECUTIVE 100-YARD GAMES

Career - 4, Sammie Smith, 1987

MOST GAMES GAINING 200 YARDS

Season - 2, Greg Allen, 1981
 Career - 4, Greg Allen, 1981-84

MOST GAMES GAINING 300 YARDS

Season - 1, Greg Allen, 1981
 Career - 1, Greg Allen, 1981

HIGHEST AVERAGE PER RUSH

Game (Min. 10 atts.) - 14.1 (15-212), Victor Floyd vs. South Carolina, Nov. 9, 1985; (Min. 20 atts.) - 10.1 (22-223), Greg Allen vs. Arizona State, Nov. 4, 1984
 Season (Min. 100 atts.) - 7.3 (133-971), Greg Allen, 1984



Charlie Ward set, or tied, 19 school records and won an unprecedented 15 national awards.

Career (Min. 200 atts.) - 6.2, Sammie Smith, 1985-88

MOST TOUCHDOWNS RUSHING

Game - 4, Greg Allen vs. South Carolina, Nov. 6, 1982 and vs. Louisville, Nov. 13, 1982

Season - 20, Greg Allen, 1982
Career - 44, Greg Allen, 1981-84

LONGEST RUSH

Game - 97, Larry Key vs. Virginia Tech, Nov. 11, 1976

MOST ALL-PURPOSE YARDAGE

Game - 417, Greg Allen vs. Western Carolina, Oct. 31, 1981
Season - 1,605, Greg Allen, 1982
Career - 4,996, Greg Allen, 1981-84

PASSING

HIGHEST PASSING EFFICIENCY RATING

Season (Min. 10 atts./game) - 157.8, Charlie Ward, 1993
Career (Min. 15 cmp./game) - 148.5, Peter Tom Willis, 1986-89

MOST PASSES ATTEMPTED

Game - 58, Gary Huff vs. Florida, Oct. 7, 1972
Season - 385, Gary Huff, 1972
Career - 796, Gary Huff, 1970-72

MOST PASSES COMPLETED

Game - 38, Charlie Ward vs. Florida, Nov. 27, 1993
Season - 264, Charlie Ward, 1993
Career - 473, Charlie Ward, 1989-93

HIGHEST COMPLETION PERCENTAGE

Game (Min. 15 atts.) - 85.0 (17-20), Peter Tom Willis vs. South Carolina, Nov. 5, 1988
Season (Min. 100 atts.) - 69.5 (264-380), Charlie Ward, 1993
Career (Min. 300 atts.) - 62.3 (473-759), Charlie Ward, 1989-93

MOST INTERCEPTIONS THROWN

Game - 5, Bill Cappleman vs. Virginia Tech, Nov. 2, 1968
Season - 23, Gary Huff, 1972
Career - 42, Gary Huff, 1970-72

LOWEST INTERCEPTION PERCENTAGE

Season (Min. 100 atts.) - 1.05 (4-380), Charlie Ward, 1993
Career (Min. 300 atts.) - 2.90 (22-759), Charlie Ward, 1989-93

MOST YARDS GAINED

Game - 508, Bill Cappleman vs. Memphis State, Nov. 15, 1969
Season - 3,124, Peter Tom Willis, 1989
Career - 6,378, Gary Huff, 1970-72

MOST 200-YARD GAMES

Season - 9, Gary Huff, 1972; Peter Tom Willis, 1989 and Charlie Ward, 1993
Career - 17, Charlie Ward, 1989-93

CONSECUTIVE 200-YARD GAMES

Career - 11, Gary Huff, 1971-72

MOST 300-YARD GAMES

Season - 6, Peter Tom Willis, 1989
Career - 6, Peter Tom Willis, 1986-89 and Charlie Ward, 1989-93

CONSECUTIVE 300-YARD GAMES

Season - 3, Peter Tom Willis, 1989
Career - 3, Kim Hammond, 1967 and Peter Tom Willis, 1989

MOST YARDS PER ATTEMPT

Game (Min. 15 atts.) - 15.5 (482-31), Peter Tom Willis vs. Memphis State, Nov. 18, 1989
Season (Min. 100 atts.) - 9.0 (3,124-346), Peter Tom Willis, 1989
Career (Min. 300 atts.) - 8.6 (4,291-500), Peter Tom Willis, 1989

MOST YARDS PER COMPLETION

Game (Min. 15 atts.) - 25.0 (325-13), Casey Weldon vs. Florida, Dec. 1, 1990
Season (Min. 100 atts.) - 15.6 (1,218-78), Eric Thomas, 1984

Career (Min. 300 atts.) - 14.6 (6,378-436), Gary Huff, 1970-72

MOST TOUCHDOWN PASSES

Game - 6, Peter Tom Willis vs. Memphis State, Nov. 18, 1989
Season - 27, Charlie Ward, 1993
Career - 52, Gary Huff, 1970-72

CONSECUTIVE GAMES WITH A TOUCHDOWN PASS

Career - 13, Gary Huff, 1970-72

LONGEST PASS

Game - 96, Jimmy Jordan to Kurt Unglaub vs. Virginia Tech, Nov. 20, 1976

RECEIVING

MOST PASSES CAUGHT

Game - 16, Ron Sellers vs. South Carolina, Oct. 26, 1968
Season - 86, Ron Sellers, 1968
Career - 212, Ron Sellers, 1966-68

CONSECUTIVE GAMES CATCHING A PASS

Career - 30, Ron Sellers, 1966-68 and Lawrence Dawsey, 1987-90

MOST YARDS GAINED

Game - 260, Ron Sellers vs. Wake Forest, Nov. 23, 1968
Season - 1,496, Ron Sellers, 1968
Career - 3,598, Ron Sellers, 1966-68

HIGHEST AVERAGE PER RECEPTION

Game (Min. 5 rec.) - 34.6 (173-5), Ron Sellers vs. Maryland, Sept. 21, 1968
Season (Min. 30 rec.) - 21.7 (738-34), Hassan Jones, 1985
Career (Min. 70 rec.) - 20.1 (2,392-119), Barry Smith, 1970-72

MOST TD PASSES CAUGHT

Game - 5, Ron Sellers vs. Wake Forest, Nov. 23, 1968
Season - 13, Barry Smith, 1972
Career - 25, Barry Smith, 1970-72

MOST YARDS GAINED PER GAME

Season - 149.6, Ron Sellers, 1968
 Career - 119.9, Ron Sellers, 1966-68

MOST 100-YARD RECEIVING GAMES

Season - 8, Barry Smith, 1972
 Career - 18, Ron Sellers, 1966-68

MOST 200-YARD RECEIVING GAMES

Season - 4, Ron Sellers, 1968
 Career - 5, Ron Sellers, 1966-68

SCORING

MOST POINTS

Game - 30, Ron Sellers vs. Wake Forest, Nov. 23, 1968
 Season - 126, Greg Allen, 1982
 Career - 393, Derek Schmidt, 1984-87

MOST TOUCHDOWNS

Game - 5, Ron Sellers vs. Wake Forest, Nov. 23, 1968
 Season - 21, Greg Allen, 1982
 Career - 46, Greg Allen, 1981-84

MOST PAT ATTEMPTED

Game - 10, Five Times (latest Dan Mowrey vs. Tulane, Nov. 14, 1992)
 Season - 64, Scott Bentley, 1993
 Career - 178, Derek Schmidt, 1984-87

MOST PAT MADE

Game - 10, Four Times (latest Dan Mowrey vs. Tulane, Nov. 14, 1992)
 Season - 57, Richie Andrews, 1988
 Career - 174, Derek Schmidt, 1984-87

HIGHEST PERCENTAGE OF PAT MADE

Season (Min. 25 att.) - 100.0 (38-38), Bill Capece, 1980; Derek Schmidt (42-42), 1984 and (44-44), 1985
 Career (Min. 100 att.) - 97.8 (174-178), Derek Schmidt, 1984-87

CONSECUTIVE PAT MADE

Career - 108, Derek Schmidt, 1984-86

MOST POINTS KICKING

Game - 18, Bill Capece vs. Pittsburgh, Oct. 11, 1980
 Season - 116, Derek Schmidt, 1987
 Career - 393, Derek Schmidt, 1984-87

PUNTING

MOST PUNTS

Game - 12, Joe Downey vs. Houston, Nov. 3, 1973; Bill Cheshire vs. Florida, Sept. 28, 1968
 Season - 81, Joe Downey, 1973
 Career - 244, Rohn Stark, 1978-81

HIGHEST AVERAGE

Game (Min. 5 punts) - 54.8 (329-6), Rohn Stark vs. Florida, Nov. 28, 1981
 Season (Min. 30 punts) - 46.0 (2,941-64), Rohn Stark, 1981
 Career (Min. 100 punts) - 42.7 (10,418-244), Rohn Stark, 1978-81

MOST YARDS ON PUNTS

Game - 465, Joe Downey vs. Houston, Nov. 3, 1973
 Season - 3,092, Joe Downey, 1973
 Career - 10,418, Rohn Stark, 1978-81

LONGEST PUNT

Game - 84, Tommy Brown vs. Tampa, 1950

PUNT RETURNS

MOST PUNT RETURNS

Game - 10, David Snell vs. South Carolina, Oct. 24, 1970
 Season - 40, David Snell, 1970
 Career - 126, Deion Sanders, 1985-88

MOST YARDS ON PUNT RETURNS

Game - 137, Bobby Jackson vs. Virginia Tech, Nov. 16, 1974
 Season - 503, Deion Sanders, 1988
 Career - 1,429, Deion Sanders, 1985-88

HIGHEST AVERAGE PER PUNT RETURN

Game (Min. 3) - 45.7 (137-3), Bobby Jackson vs. Virginia Tech, Nov. 16, 1974
 Season (Min. 10) - 20.1 (241-12), Phil Abraira, 1969
 Career (Min. 25) - 14.0 (377-27), Buddy Blankenship, 1964-65

MOST TDS ON PUNT RETURNS

Game - 2, Joe Wessel vs. Arizona State, Nov. 3, 1984
 Season - 3, Joe Wessel, 1984
 Career - 3, Joe Wessel, 1981-84; Deion Sanders, 1985-88; Terrell Buckley, 1989-91

LONGEST PUNT RETURN

Game - 92, Phil Abraira vs. North Carolina State, Nov. 22, 1969

KICKOFF RETURNS

MOST KICKOFF RETURNS

Game - 6, Joe Goldsmith vs. Mississippi State, Oct. 13, 1973; Larry Key vs. Miami, Sept. 24, 1977 and vs. Miami, Sept. 18, 1976; Billy Allen vs. East Carolina, Sept. 3, 1983
 Season - 29, Joe Goldsmith, 1973
 Career - 73, Keith Ross, 1985-88

MOST YARDS ON KICKOFF RETURNS

Game - 184, Leon Bright vs. Virginia Tech, Nov. 16, 1974
 Season - 583, Keith Ross, 1986
 Career - 1,703, Keith Ross, 1985-88

HIGHEST AVERAGE PER KICKOFF RETURN

Game (Min. 3) - 60.3 (181-3), Tamarick Vanover vs. Florida, Nov. 28, 1992
 Season (Min. 10) - 27.5 (358-13), Bill Odom, 1955
 Career (Min. 35) - 24.1 (1,278-53), Keith Ross, 1985-87

MOST TDs ON KICKOFF RETURNS

Game - 1, 12 Times (latest Shannon Baker vs. Tulane, Nov. 14, 1992)
 Season - 2, Tamarick Vanover, 1992
 Career - 2, T.K. Wetherell, 1964-66; Eddie McMillan, 1970-72; Tamarick Vanover, 1992-93

LONGEST KICKOFF RETURN

Game - 100, Bill Moremen/T.K. Wetherell vs. Kentucky, Oct. 9, 1965; Leon Bright vs. Virginia Tech, Nov. 16, 1974; Keith Ross/Dexter Carter vs. Miami, Nov. 1, 1986

FIELD GOALS

MOST FIELD GOALS ATTEMPTED

Game - 8, Frank Fontes vs. Wake Forest, Sept. 26, 1970
 Season - 31, Derek Schmidt, 1987
 Career - 104, Derek Schmidt, 1984-87

MOST FIELD GOALS MADE

Game - 5, Bill Capece vs. Pittsburgh, Oct. 11, 1980
 Season - 23, Derek Schmidt, 1987
 Career - 73, Derek Schmidt, 1984-87

HIGHEST PERCENTAGE OF FIELD GOALS MADE

Season (Min. 15 atts.) - 74.2 (23-31), Derek Schmidt, 1987
 Career (Min. 50 atts.) - 70.2 (73-104), Derek Schmidt, 1984-87

LONGEST FIELD GOAL MADE

Game - 54, Derek Schmidt vs. Miami, Sept. 22, 1984

BLOCKED KICKS

MOST BLOCKED KICKS

Game - 2, J.T. Thomas vs. Louisville, Sept. 12, 1970; Joe Wessel vs. Temple, Sept. 29, 1984
 Season - 5, Joe Wessel, 1984
 Career - 7, Bobby Butler, 1977-80

MOST BLOCKED PUNTS

Game - 2, Ron Hester vs. Boston College, Oct. 18, 1980; Kelvin Smith vs. Southern Miss, Oct. 1987
 Season - 4, Joe Wessel, 1984
 Career - 5, Bobby Butler, 1977-80

MOST BLOCKED FIELD GOALS

Game - 2, J.T. Thomas vs. Louisville, Sept. 12, 1970
 Season - 2, J.T. Thomas, 1970
 Career - 2, J.T. Thomas, 1969-71; Alphonso Carreker, 1980-83

MOST TDs SCORED

OFF BLOCKED KICKS

Game - 2, Joe Wessel vs. Arizona State, Nov. 3, 1984
 Season - 3, Joe Wessel, 1984
 Career - 3, Joe Wessel, 1981-84 and Clifton Abraham, 1991-93

MOST TDs SCORED

OFF BLOCKED PUNTS

Game - 2, Joe Wessel vs. Arizona State, Nov. 3, 1984
 Season - 3, Joe Wessel, 1984
 Career - 3, Joe Wessel, 1981-84 and Clifton Abraham, 1991-93

MOST TDs SCORED

OFF BLOCKED FIELD GOALS

Game - 1, Many Players (latest Eric Riley vs. Temple, Sept. 29, 1984)
 Season - 1, Many Players (latest Eric Riley, 1984)
 Career - 1, Many Players (latest Eric Riley, 1980-84)

FUMBLES

CAUSED FUMBLES

Game - 2, Many Players
 Season - 13, Ron Simmons, 1977
 Career - 17, Ron Simmons, 1977-80

FUMBLE RECOVERIES

Game - 3, Ron Wallace vs. Wichita State, Sept. 20, 1969
 Season - 6, Ron Wallace, 1969
 Career - 8, Ron Wallace, 1968-70; Willie Jones, 1975-78; Ron Simmons, 1977-80

TACKLES

MOST TACKLES

Game - 29, Dale McCullers vs. Texas A&M, Oct. 5, 1968
 Season - 181, Aaron Carter, 1977
 Career - 512, Aaron Carter, 1974-77

MOST QUARTERBACK SACKS

Game - 5, Ron Simmons vs. North Texas State, Oct. 29, 1977
 Season - 12, Ron Simmons, 1977
 Career - 25, Ron Simmons, 1977-80

MOST TACKLES FOR LOSS

Game - 4, Isaac Williams vs. Temple, Sept. 29, 1984; Anthony Moss vs. Virginia Tech, Oct. 14, 1989
 Season - 17, Ron Simmons, 1979
 Career - 44, Ron Simmons, 1977-80

INTERCEPTIONS

MOST PASSES INTERCEPTED

Game - 3, Five Times, (latest Corey Sawyer vs. N.C. State, Sept. 19, 1992)
 Season - 12, Terrell Buckley, 1989-91
 Career - 21, Terrell Buckley, 1989-91

MOST YARDS ON INTERCEPTIONS

Game - 109, LeRoy Butler vs. Syracuse, Oct. 7, 1989
 Season - 238, Terrell Buckley, 1991
 Career - 501, Terrell Buckley, 1989-91

MOST TDs ON INTERCEPTIONS

Game - 1, Many Players (latest Clifton Abraham vs. Tulane, Nov. 14, 1992)
 Season - 2, Deion Sanders, 1988; Terrell Buckley, 1990 and 1991; Derrick Brooks, 1993
 Career - 4, Deion Sanders, 1985-88; Terrell Buckley, 1989-91

LONGEST INTERCEPTION RETURN

Game - 100, Deion Sanders vs. Tulsa, Oct. 19, 1985

TEAM RECORDS

SINGLE GAME OFFENSE

TOTAL OFFENSE

Most Plays - 100, vs. East Carolina, Sept. 20, 1980
 Most Plays, Both Teams - 173, vs. San Diego State, Oct. 27, 1973
 Most Yards Gained - 858, vs. Maryland, Nov. 7, 1992
 Most Yards Gained, Both Teams - 1,294, vs. Maryland, Nov. 7, 1992
 Most Touchdowns - 10, vs. Maryland, Nov. 7, 1992

RUSHING

Most Rushes - 81, vs. East Carolina, Sept. 20, 1980
 Most Rushes, Both Teams - 120, vs. Oklahoma, Sept. 25, 1976

Most Yards - 479, vs. Western Carolina, Oct. 31, 1981
 Most Yards, Both Teams - 706, vs. Louisville, Nov. 13, 1982
 Most Touchdowns - 7, vs. East Carolina, Sept. 20, 1980; vs. Cincinnati, Nov. 10, 1990

PASSING

Most Passes Attempted - 59, vs. Florida, Oct. 7, 1972
 Most Passes Attempted, Both Teams - 105, vs. Florida, Nov. 27, 1993
 Most Passes Completed - 38, vs. Florida, Nov. 27, 1993
 Most Passes Completed, Both Teams - 63, vs. Florida, Nov. 27, 1993
 Highest Percentage Completed (Min. 20 atts.) - 84.0 (21-25), vs. Virginia Tech, Oct. 2, 1971


Most Interceptions Thrown - 7, vs. South Carolina, Nov. 10, 1984
 Most Yards Gained - 535, vs. Memphis State, Nov. 18, 1989
 Most Yards Gained, Both Teams - 853, vs. Florida, Nov. 27, 1993
 Touchdown Passes - 6, vs. Memphis State, Nov. 18, 1989 and vs. Clemson, Sept. 11, 1993

SCORING

Most Points - 76, vs. Tulsa, Oct. 19, 1985
 Most Points, Both Teams - 96, vs. Arizona State, Nov. 3, 1984
 Greatest Margin of Victory - 74, vs. Whiting Field, 1949*; 63, vs. Tulane, Nov. 14, 1992
 Greatest Margin of Defeat - 49, vs. Florida, Dec. 1, 1973
 Most Touchdowns - 10, Five Times (latest vs. Tulane, Nov. 14, 1992)
 Most Touchdowns, Both Teams - 13, vs. East Carolina, Sept. 3, 1983; vs. Maryland, Nov. 7, 1992
 Most PAT Made - 10, Four Times (latest vs. Tulane, Nov. 14, 1992)
 Most PAT Made, Both Teams - 12, vs. Tulsa, Oct. 19, 1985; vs. Tulane, Oct. 13, 1987; vs. Maryland, Nov. 7, 1992
 Most Field Goals Made - 5, vs. Pittsburgh, Oct. 11, 1980
 Most Field Goals Made, Both Teams - 6, vs. Florida, Dec. 3, 1983
 *Not recognized by the NCAA

FIRST DOWNS

Most First Downs - 40, vs. Maryland, Nov. 7, 1992
 Most First Downs, Both Teams - 67, vs. Maryland, Nov. 7, 1992
 Most Rushing First Downs - 24, vs. East Carolina, Sept. 20, 1980
 Most Rushing First Downs, Both Teams - 32, vs. Auburn, Oct. 23, 1976
 Most Passing First Downs - 23, vs. Memphis State, Nov. 18, 1989
 Most Passing First Downs, Both Teams - 38, vs. Memphis State, Nov. 18, 1989
 Most Penalty First Downs - 5, vs. Miami, Oct. 28, 1989; vs. Florida, Dec. 2, 1989



Kez McCarvey needs 83 receptions to catch Ron Sellers' (above) career record of 212 as a Seminole.



Florida's 16 rushing attempts last year were the fewest for an opponent in Florida State history.

Most Penalty First Downs, Both Teams - 13, vs. Miami, Oct. 28, 1989

PUNTING

Most Punts - 12, vs. Florida, Sept. 28, 1968; vs. Houston, Nov. 3, 1973
 Highest Average (Min. 5) - 54.8 (329-6), vs. Florida, Nov. 28, 1981

PUNT RETURNS

Most Punt Returns - 10, vs. South Carolina, Oct. 24, 1970
 Most Yards Gained - 171, vs. Virginia Tech, Nov. 16, 1974
 Most Touchdowns - 2, vs. Arizona State, Nov. 3, 1984

KICKOFF RETURNS

Most Kickoff Returns - 9, vs. Auburn, Nov. 19, 1960; vs. Miami, Sept. 18, 1976
 Most Yards Gained - 209, vs. Florida, Nov. 28, 1992
 Most Touchdowns - 1, 12 Times (latest vs. Tulane, Nov. 14, 1992)

FUMBLES

Most Fumbles - 10, vs. Wichita State, Sept. 20, 1969

Most Fumbles, Both Teams - 27, vs. Wichita State, Sept. 20, 1969
 Most Fumbles Lost - 7, vs. Wichita State, Sept. 20, 1969
 Most Fumbles Lost, Both Teams - 17, vs. Wichita State, Sept. 20, 1969

PENALTIES

Most Penalties - 16, vs. Virginia Tech, Nov. 12, 1988; vs. Duke, Sept. 5, 1992
 Most Penalties, Both Teams - 31, vs. South Carolina, Nov. 9, 1985
 Most Yards Penalized - 172, vs. Furman, Sept. 21, 1957
 Most Yards Penalized, Both Teams - 264, vs. South Carolina, Nov. 9, 1985

SINGLE GAME DEFENSE

TOTAL DEFENSE

Fewest Plays - 38, Memphis State, Nov. 4, 1967
 Fewest Yards - 23, The Citadel, Sept. 15, 1962
 Most Yards - 651, Arizona State, Nov. 3, 1984

RUSHING DEFENSE

Fewest Rushes - 15, Florida, Nov. 27, 1993
 Fewest Yards - (-33), Florida, Nov. 27, 1993
 Most Yards - 472, Nebraska, Sept. 19, 1981

PASSING DEFENSE

Fewest Passes Attempted - 4, Memphis State, Nov. 4, 1967; Georgia Tech, Oct. 4, 1975; Virginia Tech, Oct. 11, 1975

Fewest Passes Completed - 0, William & Mary, Oct. 22, 1960
 Lowest Percentage Completed (Min. 10 atts.) - 15.4 (2-13), The Citadel, Sept. 15, 1962; Kansas State, Oct. 2, 1976
 Fewest Yards Passing - 0, William & Mary, Oct. 22, 1960
 Most Yards Passing - 532, Arizona State, Nov. 3, 1984
 Most Passes Intercepted - 6, vs. Louisville, Nov. 2, 1991
 Most Yards on Interceptions - 134, vs. Tulsa, Oct. 19, 1985
 Most TDs on Interceptions - 2, vs. Tulsa, Oct. 19, 1985; vs. Louisiana Tech, Oct. 22, 1988; vs. Michigan, Sept. 28, 1991

FIRST DOWNS

Fewest First Downs - 2, The Citadel, Sept. 15, 1962
 Fewest Rushing First Downs - 0, Louisville, Sept. 13, 1980 and Florida, Nov. 27, 1993
 Fewest Passing First Downs - 0, Seven Times (latest East Carolina, Sept. 20, 1980)

BLOCKED KICKS

Most Blocked Kicks - 2, Many Times (latest vs. Louisiana Tech, Oct. 22, 1988)
 Most Blocked Punts - 2, Five Times (latest vs. Louisiana Tech, Oct. 22, 1988)
 Most Blocked Field Goals - 2, vs. Louisville, Sept. 12, 1970
 Most TDs off Blocked Kicks - 2, vs. Tulane, Oct. 20, 1984; vs. Arizona State, Nov. 3, 1984
 Most TDs off Blocked Punts - 2, vs. Tulane, Oct. 20, 1984; vs. Arizona State, Nov. 3, 1984
 Most TDs off Blocked Field Goals - 1, Many Times (latest vs. Temple, Sept. 29, 1984)

FUMBLES

Most Fumbles Caused - 17, vs. Wichita State, Sept. 20, 1969
 Most Fumbles Recovered - 10, vs. Wichita State, Sept. 20, 1969

TURNOVERS

Most Turnovers - 12 (2 int.-10 fumbles), Wichita State, Sept. 20, 1969

SINGLE SEASON OFFENSE

TOTAL OFFENSE

Most Yards Per Game - 548.0 (6,576-12), 1993
 Highest Average Per Play - 7.00, 1993
 Most Yards - 6,576, 1993
 Most Touchdowns - 63, 1993

RUSHING

Most Yards - 3,021, 1984
 Most Yards Per Game - 274.6, 1984 (3,021-11)
 Highest Average Per Play - 5.7, 1993 (2,667-470)
 Most Touchdowns - 34, 1987

PASSING

Most Passes Attempted - 469, 1993
 Most Passes Completed - 327, 1993
 Highest Average Per Attempt - 8.91, 1989 (3,448-387)
 Highest Average Per Completion - 16.3, 1984 (1,938-119)
 Most Yards - 3,909, 1993
 Most Yards Per Game - 325.8, 1993 (3,909-12)
 Highest Completion Percentage - 69.7, 1993 (327-469)
 Most TD Passes - 37, 1993
 Highest Passing Efficiency Rating Points - 163.2, 1993

SCORING

Most Points - 518, 1993
 Most Points Per Game - 43.2, 1993 (518-12)
 Consecutive 50 Point Games - 3, 1986
 Most Touchdowns - 70, 1993
 Most PAT Made - 59, 1993
 Most Field Goals Made - 23, 1987

FIRST DOWNS

Most First Downs - 350, 1993
 Most Rushing First Downs - 152, 1987
 Most Passing First Downs - 184, 1993
 Most Penalty First Downs - 26, 1989

PUNTING

Most Punts - 81, 1973
 Fewest Punts - 35, 1988 and 1993
 Highest Average Per Punt - 45.2, 1981 (2,941-65)

PUNT RETURNS

Most Punt Returns - 44, 1970
 Fewest Punt Returns - 14, 1960
 Most Yards - 649, 1988
 Highest Average Per Punt Return - 15.5, 1988 (649-42)
 Most Touchdowns - 4, 1979

KICKOFF RETURNS

Most Kickoff Returns - 56, 1973
 Fewest Kickoff Returns - 15, 1962 and 1964
 Most Yards - 998, 1974
 Highest Average Per Kickoff Return - 30.3, 1992 (819-27)
 Most Touchdowns - 3, 1992

FUMBLES

Most Fumbles - 42, 1969
 Most Fumbles Lost - 27, 1969
 Fewest Fumbles - 10, 1966
 Fewest Fumbles Lost - 5, 1965 and 1966

PENALTIES

Most Penalties - 102, 1993
 Most Yards Penalized - 895, 1989
 Fewest Penalties - 40, 1976
 Fewest Yards Penalized - 423, 1976

SINGLE SEASON DEFENSE

TOTAL DEFENSE

Fewest Yards - 1,811, 1964
 Fewest Yards Per Game - 181.1, 1964 (1,811-10)
 Lowest Average Per Play - 3.3, 1964 (3,410-658)
 Fewest Touchdowns - 8, 1980

RUSHING DEFENSE

Fewest Yards - 750, 1964
 Fewest Yards Per Game - 75.0, 1964 (750-10)
 Lowest Average Per Play - 2.1, 1964 (750-355)
 Fewest Touchdowns - 2, 1980

PASSING DEFENSE

Fewest Yards - 675, 1958
 Fewest Yards Per Game - 63.5, 1975 (698-11)
 Fewest Yards Per Attempt - 4.7, 1962 (693-148)
 Fewest Yards Per Completion - 10.3, 1962 (693-67)
 Lowest Completion Percentage - 34.1, 1979 (91-267)
 Fewest Touchdowns - 2, 1956, 1958, 1963 and 1964
 Most Interceptions - 25, 1968 and 1991
 Most Yards on Interceptions - 335, 1991
 Most TDs on Interceptions - 6, 1988

SCORING DEFENSE

Fewest Points - 66, 1964
 Fewest Points Per Game - 6.6, 1964 (66-10)

FIRST DOWNS

Fewest First Downs - 90, 1962
 Fewest Rushing First Downs - 45, 1962
 Fewest Passing First Downs - 28, 1958
 Fewest Penalty First Downs - 2, 1957

KICKOFF RETURNS

Lowest Average Per Kickoff Return - 15.7, 1962 (502-32)

PUNT RETURNS

Lowest Average Per Punt Return - 1.8, 1989 (22-12)
 Most Punts Returned for TD - 4, 1984

BLOCKED KICKS

Most Blocked Kicks - 9, 1982 and 1984
 Most Blocked Punts - 8, 1984
 Most Blocked Field Goals - 4, 1970
 Most TDs off Blocked Kicks - 6, 1984
 Most TDs off Blocked Punts - 5, 1984
 Most TDs off Blocked Field Goals - 1, Many Years (latest 1984)

FUMBLES

Most Fumbles Caused - 45, 1979
 Most Fumbles Recovered - 26, 1957

YEAR-BY-YEAR RECORDS

TOTAL OFFENSE

YEAR	NAME	PLAYS	YARDS	TD
1955	Len Swantic	116	595	6
1956	Lee Corso	147	725	8
1957	Bobby Renn	148	680	6
1958	Fred Pickard	122	602	4
1959	Joe Majors	227	1141	10
1960	Ed Trancygier	152	695	9
1961	Eddie Feely	181	722	7
1962	Eddie Feely	165	982	7
1963	Steve Tensi	169	852	9
1964	Steve Tensi	215	1635	15
1965	Ed Pritchett	325	1455	7
1966	Gary Pajcic	290	1735	9
1967	Kim Hammond	297	2074	17
1968	Bill Cappleman	349	2342	26
1969	Bill Cappleman	417	2135	14
1970	Tommy Warren	259	1713	12
1971	Gary Huff	386	2653	24
1972	Gary Huff	429	2770	26
1973	Billy Sexton	168	765	4
1974	Ron Coppess	215	909	3
1975	Clyde Walker	241	1424	11
1976	Jimmy Black	308	1836	11
1977	Wally Woodham	195	1263	13
1978	Jimmy Jordan	224	1330	15
1979	Jimmy Jordan	202	1107	13
1980	Rick Stockstill	272	1282	17
1981	Rick Stockstill	292	1247	11
1982	Kelly Lowrey	253	1670	15
1983	Kelly Lowrey	279	1686	20
1984	Eric Thomas	239	1277	14
1985	Chip Ferguson	161	976	13
1986	Danny McManus	126	903	9
1987	Danny McManus	276	1950	15
1988	Chip Ferguson	212	1706	16
1989	Peter Tom Willis	377	3004	22
1990	Casey Weldon	211	1621	12
1991	Casey Weldon	351	2497	22
1992	Charlie Ward	465	3151	28
1993	Charlie Ward	445	3371	31

RUSHING

YEAR	NAME	NO	YARDS	AVG	TD
1955	Lee Corso	111	431	3.9	3
1956	Bobby Renn	105	596	5.7	2
1957	Fred Pickard	86	463	5.4	2
1958	Fred Pickard	122	615	5.0	4
1959	Fred Pickard	131	481	3.7	4
1960	Bud Whitehead	81	293	3.6	2
1961	Keith Kindermann	81	385	4.8	1
1962	Gene Roberts	75	299	4.0	0
1963	Dave Snyder	107	500	4.7	3

1964	Phil Spooner	136	516	3.8	5
1965	Jim Mankins	85	326	3.8	1
1966	Bill Moremen	123	480	3.9	7
1967	Bill Moremen	94	439	4.7	5
1968	Tom Bailey	116	570	4.9	2
1969	Tom Bailey	144	630	4.4	2
1970	Tom Bailey	121	514	4.2	2
1971	Paul Magalski	106	516	4.9	3
1972	Hodges Mitchell	192	944	4.9	3
1973	Hodges Mitchell	171	669	3.9	2
1974	Larry Key	123	602	4.9	3
1975	Leon Bright	162	675	4.2	3
1976	Larry Key	144	712	4.9	4
1977	Larry Key	239	1117	4.7	3
1978	Homes Johnson	183	817	4.5	4
1979	Mark Lyles	225	1011	4.5	8
1980	Sam Platt	224	983	4.4	6
1981	Greg Allen	139	888	6.4	3
1982	Ricky Williams	134	857	6.4	3
1983	Greg Allen	200	1134	5.7	13
1984	Greg Allen	133	971	7.3	8
1985	Tony Smith	111	678	6.1	4
1986	Victor Floyd	129	654	5.1	6
1987	Sammie Smith	172	1230	7.1	7
1988	Sammie Smith	108	577	5.3	4
1989	Dexter Carter	131	684	5.2	8
1990	Amp Lee	158	825	5.2	16
1991	Amp Lee	186	977	5.3	11
1992	Tiger McMillon	116	579	5.0	3
1993	Sean Jackson	134	825	6.2	5

PASSING

YEAR	NAME	ATT	COMP	INT	YDS	TD
1955	Len Swantic	73	37	5	576	2
1956	Lee Corso	59	32	5	369	5
1957	Bobby Renn	54	23	4	263	2
1958	Vic Prinzi	71	40	5	480	7
1959	Joe Majors	168	90	7	1063	7
1960	Ed Trancygier	97	38	10	552	6
1961	Eddie Feely	83	48	3	471	4
1962	Steve Tensi	121	60	2	796	6
1963	Steve Tensi	147	71	9	915	9
1964	Steve Tensi	204	121	10	1681	14
1965	Ed Pritchett	247	110	14	1225	5
1966	Gary Pajcic	232	125	9	1590	8
1967	Kim Hammond	241	140	10	1991	15
1968	Bill Cappleman	287	162	11	2410	25
1969	Bill Cappleman	344	183	18	2467	14
1970	Tommy Warren	190	97	10	1594	11
1971	Gary Huff	327	184	18	2736	23
1972	Gary Huff	385	206	23	2893	25
1973	Billy Sexton	128	51	12	754	4
1974	Ron Coppess	145	78	7	817	2

THE RECORD BOOK

1975	Clyde Walker	203	117	8	1619	10
1976	Jimmy Black	179	104	9	1535	9
1977	Wally Woodham	154	94	9	1270	8
1978	Jimmy Jordan	199	108	9	1427	14
1979	Jimmy Jordan	180	87	14	1173	13
1980	Rick Stockstill	201	121	8	1377	15
1981	Rick Stockstill	238	122	14	1356	11
1982	Kelly Lowrey	217	113	8	1671	11
1983	Kelly Lowrey	233	131	12	1720	12
1984	Eric Thomas	161	78	4	1218	14
1985	Chip Ferguson	130	70	8	990	11
1986	Danny McManus	112	65	2	872	7
1987	Danny McManus	264	138	9	1964	14
1988	Chip Ferguson	194	122	11	1714	16
1989	Peter Tom Willis	346	211	9	3124	20
1990	Casey Weldon	182	112	4	1600	12
1991	Casey Weldon	313	189	8	2527	22
1992	Charlie Ward	365	204	17	2647	22
1993	Charlie Ward	380	264	4	3032	27

RECEIVING

YEAR	NAME	NO	YARDS	TD
1955	Tom Feamster	18	258	1
1956	Joe Holt	16	140	3
	Ron Schomburger	16	140	0
1957	Bob Nellums	21	217	2
1958	Jack Espenship	18	200	1
1959	Bud Whitehead	31	320	2
1960	Bud Whitehead	23	212	1
1961	Jim Daniel	10	113	0
	Tom Hillabrand	10	66	0
1962	Keith Kindermann	21	275	2
1963	Fred Biletnikoff	24	358	4
1964	Fred Biletnikoff	57	987	11
1965	Max Wettstein	24	365	3
1966	Ron Sellers	56	874	3
1967	Ron Sellers	70	1228	8
1968	Ron Sellers	86	1496	12
1969	Jim Tyson	49	720	4
1970	Rhett Dawson	54	946	5
1971	Rhett Dawson	62	817	7
1972	Barry Smith	69	1243	12
1973	Mike Shumann	21	280	2
1974	Mike Shumann	43	515	3
1975	Mike Shumann	38	730	5
1976	Ed Beckman	37	521	3
1977	Roger Overby	38	626	5
1978	Jackie Flowers	43	757	7
1979	Jackie Flowers	37	622	7
1980	Michael Whiting	25	203	0
1981	Michael Whiting	29	211	2
1982	Tony Johnson	30	500	2
1983	Weegie Thompson	31	502	3
	Jessie Hester	31	576	6
1984	Jessie Hester	42	832	9
1985	Hassan Jones	34	738	5

1986	Herb Gainer	27	441	5
1987	Herb Gainer	30	478	6
1988	Terry Anthony	32	550	8
1989	Lawrence Dawsey	38	683	4
1990	Lawrence Dawsey	65	999	7
1991	Shannon Baker	30	451	4
1992	Tamarick Vanover	42	581	4
1993	Kez McCorvey	74	966	6

SCORING

YEAR	NAME	TD	PAT	CV	FG	PTS
1955	Len Swantic	4				24
	Buck Metts	4				24
1956	Bob Nellums	5	1-2			31
1957	Bob Nellums	5	2-3			32
1958	Bobby Renn	7		1		44
1959	Fred Pickard	7		1		44
1960	Bill Whitehead	3				18
	Ed Trancygier	3				18
1961	Eddie Feely	3				18
1962	Keith Kindermann	5				30
1963	Larry Brinkley	5		1		32
1964	Fred Biletnikoff	11		1		68
1965	Gene Roberts		10-14		7-12	31
1966	Jim Mankins	10				60
1967	Grant Guthrie		26-27		9-14	53
1968	Ron Sellers	12				72
1969	Grant Guthrie		15-17		11-18	48
1970	Frank Fontes		22-24		14-27	64
1971	Frank Fontes		30-31		13-24	69
1972	Barry Smith	14		1		86
1973	Ahmet Askin		8-9		4-9	20
1974	Ahmet Askin		14-15		4-14	26
1975	Rudy Thomas	6				36
	Larry Key	6				36
1976	Dave Cappelen		16-20		9-17	43
1977	Dave Cappelen		27-29		13-20	66
1978	Dave Cappelen		39-40		7-12	60
1979	Dave Cappelen		29-30		14-22	71
1980	Bill Capece		39-39		22-30	104
1981	Mike Rendina		25-27		9-15	52
1982	Greg Allen	21				126
1983	Greg Allen	13		1		80
1984	Derek Schmidt		42-42		17-24	93
1985	Derek Schmidt		44-44		18-25	98
1986	Derek Schmidt		41-42		15-24	86
1987	Derek Schmidt		47-50		23-31	116
1988	Richie Andrews		57-58		5-13	72
1989	Richie Andrews		34-35		8-13	58
1990	Amp Lee	18				108
1991	Amp Lee	14				84
1992	Dan Mowrey		51-55		10-18	81
1993	Scott Bentley		56-64		13-20	95

SEASON LEADERS

TOTAL OFFENSE

	NAME, YEAR	PLAYS	YARDS
1.	Charlie Ward, 1993	445	3371
2.	Charlie Ward, 1992	465	3151
3.	Peter Tom Willis, 1989	377	3004
4.	Gary Huff, 1972	429	2770
5.	Gary Huff, 1971	386	2653
6.	Casey Weldon, 1991	351	2497
7.	Bill Cappleman, 1968	349	2342
8.	Bill Cappleman, 1969	417	2135
9.	Kim Hammond, 1967	297	2074
10.	Danny McManus, 1987	276	1950

RUSHING YARDAGE

	NAME, YEAR	CARRIES	YARDS
1.	Sammie Smith, 1987	172	1230
2.	Greg Allen, 1983	200	1134
3.	Larry Key, 1977	239	1117
4.	Mark Lyles, 1979	225	1011
5.	Sam Platt, 1980	224	983
6.	Amp Lee, 1991	186	977
7.	Greg Allen, 1984	133	971
8.	Hodges Mitchell, 1972	192	944
9.	Greg Allen, 1981	139	888
10.	Ricky Williams, 1982	134	857

RUSHING TOUCHDOWNS

	NAME, YEAR	TD
1.	Greg Allen, 1982	20
2.	Amp Lee, 1990	16
3.	Dayne Williams, 1987	15
4.	Greg Allen, 1983	13
5.	Amp Lee, 1991	11
6.	William Floyd, 1992	9
7.	Dexter Carter, 1989	8
	Greg Allen, 1984	8
	Greg Allen, 1983	8
	Kelly Lowrey, 1983	8
	Mark Lyles, 1979	8
	Jim Mankins, 1966	8

PASSES COMPLETED

	NAME, YEAR	ATT	COMP
1.	Charlie Ward, 1993	380	264
2.	Peter Tom Willis, 1989	346	211
3.	Gary Huff, 1972	385	206
4.	Charlie Ward, 1992	365	204
5.	Casey Weldon, 1991	313	189
6.	Gary Huff, 1971	327	184
7.	Bill Cappleman, 1969	344	183

8.	Bill Cappleman, 1968	287	162
9.	Kim Hammond, 1967	241	140
10.	Danny McManus, 1987	264	138

PASSING YARDAGE

	NAME, YEAR	YARDS
1.	Peter Tom Willis, 1989	3124
2.	Charlie Ward, 1993	3032
3.	Gary Huff, 1972	2893
4.	Gary Huff, 1971	2736
5.	Charlie Ward, 1992	2647
6.	Casey Weldon, 1991	2527
7.	Bill Cappleman, 1969	2467
8.	Bill Cappleman, 1968	2410
9.	Kim Hammond, 1967	1991
10.	Danny McManus, 1987	1964

TOUCHDOWN PASSES

	NAME, YEAR	TD
1.	Charlie Ward, 1993	27
2.	Gary Huff, 1972	25
	Bill Cappleman, 1968	25
4.	Gary Huff, 1971	23
5.	Casey Weldon, 1991	22
	Charlie Ward, 1992	22
7.	Peter Tom Willis, 1989	20
8.	Chip Ferguson, 1988	16
9.	Kim Hammond, 1967	15
	Rick Stockstill, 1980	15

RECEPTIONS

	NAME, YEAR	CATCHES
1.	Ron Sellers, 1968	86
2.	Kez McCorvey, 1993	74
3.	Ron Sellers, 1967	70
4.	Barry Smith, 1972	69
5.	Lawrence Dawsey, 1990	65
6.	Rhett Dawson, 1971	62
7.	Fred Biletnikoff, 1964	57
8.	Ron Sellers, 1966	56
9.	Rhett Dawson, 1970	54
10.	Gary Parris, 1972	49
	Jim Tyson, 1969	49

RECEIVING YARDAGE

	NAME, YEAR	YARDS
1.	Ron Sellers, 1968	1496
2.	Barry Smith, 1972	1243
3.	Ron Sellers, 1967	1228

4.	Lawrence Dawsey, 1990	999
5.	Fred Biletnikoff, 1964	987
6.	Kez McCorvey, 1993	966
7.	Rhett Dawson, 1970	946
8.	Ron Sellers, 1966	874
9.	Jessie Hester, 1984	832
10.	Rhett Dawson, 1971	817

TOUCHDOWN CATCHES

	NAME, YEAR	TD
1.	Barry Smith, 1972	13
2.	Ron Sellers, 1968	12
3.	Fred Biletnikoff, 1964	11
4.	Jessie Hester, 1984	9
	Lawrence Dawsey, 1988	9
6.	Ron Sellers, 1967	8
	Terry Anthony, 1988	8
	Terry Anthony, 1989	8
9.	Rhett Dawson, 1971	7
	Jackie Flowers, 1978	7
	Sam Platt, 1978	7
	Jackie Flowers, 1979	7
	Hassan Jones, 1984	7
	Lawrence Dawsey, 1990	7
	Kevin Knox, 1993	7

TACKLES

	NAME, YEAR	TKLS	ASTS	TOTAL
1.	Aaron Carter, 1977	82	99	181
2.	Reggie Herring, 1980	92	78	170
3.	Dale McCullers, 1968	102	61	163
4.	Henry Taylor, 1984	80	79	159
5.	Jimmy Heggins, 1977	67	90	157
6.	Paul McGowan, 1987	97	53	150

TACKLES FOR LOSS

	NAME, YEAR	TFL
1.	Ron Simmons, 1979	17
2.	Ron Simmons, 1977	13
	Marvin Jones, 1991	13
4.	Scott Warren, 1977	12
	Alphonso Carreker, 1983	12
	Paul McGowan, 1985	12
7.	Paul McGowan, 1987	11
	Howard Dinkins, 1990	11
9.	Arthur Scott, 1979	10
10.	Ken Alexander, 1993	9

QUARTERBACK SACKS

	NAME, YEAR	SACKS
1.	Ron Simmons, 1977	12
2.	Carl Simpson, 1991	11

3.	Anthony Moss, 1990	10.5
4.	Willie Jones, 1978	10
5.	Carl Simpson, 1992	9
6.	Shelton Thompson, 1989	8.5
7.	Alphonso Carreker, 1982	8
	Gerald Nichols, 1984	8
	Odell Haggins, 1987	8
	Reggie Freeman, 1992	8

INTERCEPTIONS

	NAME, YEARS	INT
1.	Terrell Buckley, 1991	12
2.	Curt Campbell, 1951	8
	Monk Bonasorte, 1979	8
4.	LeRoy Butler, 1989	7
	Corey Sawyer, 1992	7
6.	Ted Hewitt, 1949	6
	Tommy Brown, 1952	6
	Lee Corso, 1954	6
	Tom Feamster, 1954	6
	Bud Whitehead, 1959	6
	Winfred Bailey, 1964	6
	J.T. Thomas, 1970	6
	Bobby Butler, 1979	6
	Larry Harris, 1982	6
	Terrell Buckley, 1990	6
	Corey Sawyer, 1993	6

SCORING

	NAME, YEAR	TD	PAT	FG	PTS
1.	Greg Allen, 1982	21			126
2.	Derek Schmidt, 1987		47-50	23-31	116
3.	Amp Lee, 1990	18			108
4.	Bill Capece, 1980		38-38	22-30	104
5.	Derek Schmidt, 1985		44-44	18-25	98
6.	Scott Bentley, 1993		56-64	13-20	95
7.	Derek Schmidt, 1984		42-42	17-24	93
8.	Richie Andrews, 1990		52-54	13-18	91
9.	Dayne Williams, 1987	15			90
10.	Barry Smith, 1972	14			86
	Derek Schmidt, 1986		41-42	15-24	86

SIDELINES

With a 27-14 win over Nebraska in the 1992 Orange Bowl, Florida State broke the NCAA record for most bowl wins in consecutive seasons. FSU's win in last year's Orange Bowl gave the Tribe nine straight. The Seminoles are followed by UCLA, which won seven straight bowl games until a loss in 1989. No one can match FSU's 12-game unbeaten string in bowl games. The last time Florida State lost a bowl contest was the 1981 Orange Bowl, when Oklahoma claimed an 18-17 win.

CAREER LEADERS

TOTAL OFFENSE

NAME, YEARS	PLAYS	YARDS
1. Charlie Ward (89-93)	931	6636
2. Gary Huff (70-72)	921	6086
3. Casey Weldon (88-91)	617	4643
4. Bill Cappleman (67-69)	777	4499
5. Peter Tom Willis (86-89)	546	4107
6. Greg Allen (81-84)	624	3769
7. Jimmy Jordan (76-79)	678	3764
8. Chip Ferguson (85-88)	578	3746
9. Wally Woodham (75, 77-79)	573	3531
10. Kelly Lowrey (80-83)	450	3429

RUSHING YARDAGE

NAME, YEARS	CARRIES	YARDS
1. Greg Allen (81-84)	624	3769
2. Larry Key (74-77)	625	2953
3. Sammie Smith (85-88)	411	2539
4. Mark Lyles (76-79)	515	2218
5. Sean Jackson (90-93)	347	2133
6. Amp Lee (89-91)	405	2092
7. Dexter Carter (86-89)	327	1788
8. Tom Bailey (68-70)	381	1714
9. Ricky Williams (79-82)	320	1625
10. Hodges Mitchell (72-73)	363	1613

RUSHING TOUCHDOWNS

NAME, YEARS	TD
1. Greg Allen (81-84)	44
2. Amp Lee (89-91)	30
3. Dayne Williams (86-88)	24
4. Mark Lyles (76-79)	20
5. Dexter Carter (86-89)	17
6. William Floyd (91-93)	16
7. Sammie Smith (86-88)	15
8. Bill Moremen (65-67)	14
9. Sean Jackson (90-93)	13
Edgar Bennett (87-91)	13
Kelly Lowrey (80-83)	13
Larry Key (74-77)	13

PASSES COMPLETED

NAME, YEARS	ATT	COMP
1. Charlie Ward (89-93)	759	473
2. Gary Huff (70-72)	796	436
3. Bill Cappleman (67-69)	636	349
4. Casey Weldon (88-91)	545	323
5. Peter Tom Willis (86-89)	500	304
6. Jimmy Jordan (76-79)	594	297
7. Chip Ferguson (85-88)	496	281


8. Wally Woodham (75, 77-79)	476	273
9. Kelly Lowrey (80-83)	464	252
Steve Tensi (62-64)	472	252

PASSING YARDAGE

NAME, YEARS	YARDS
1. Gary Huff (70-72)	6378
2. Charlie Ward (89-93)	5747
3. Bill Cappleman (67-69)	4904
4. Casey Weldon (88-91)	4628
5. Peter Tom Willis (86-89)	4291
6. Jimmy Jordan (76-79)	4144
7. Chip Ferguson (85-88)	3846
8. Wally Woodham (75, 77-79)	3550
9. Kelly Lowrey (80-83)	3469
10. Steve Tensi (62-64)	3392

TOUCHDOWN PASSES

NAME, YEARS	TD
1. Gary Huff (70-72)	52
2. Charlie Ward (89-93)	49
3. Casey Weldon (88-91)	41
4. Bill Cappleman (67-69)	39
Jimmy Jordan (76-79)	39
6. Chip Ferguson (85-88)	34
7. Peter Tom Willis (86-89)	33
8. Steve Tensi (62-64)	28
9. Rick Stockstill (77, 79-81)	26
10. Danny McManus (84-87)	25



Gary Huff's record of 6,378 career passing yards withstood Charlie Ward's assault on the FSU record books.

RECEPTIONS

NAME, YEARS	CATCHES
1. Ron Sellers (66-68)	212
2. Mike Shumann (73-75, 77)	134
3. Kez McCorvey (91-)	130
4. Rhett Dawson (69-71)	128
Lawrence Dawsey (87-90)	128
6. Barry Smith (70-72)	122
7. Jessie Hester (81-84)	107
8. Kevin Knox (90-93)	102
9. Jackie Flowers (76-79)	101
10. Hassan Jones (82-85)	98

RECEIVING YARDAGE

NAME, YEARS	YARDS
1. Ron Sellers (66-68)	3598
2. Barry Smith (70-72)	2392
3. Mike Shumann (73-75, 77)	2306
4. Lawrence Dawsey (87-90)	2129
5. Jessie Hester (81-84)	2100
6. Rhett Dawson (69-71)	1915
7. Kez McCorvey (91-)	1790
8. Hassan Jones (82-85)	1764
9. Jackie Flowers (76-79)	1697
10. Ronald Lewis (86-88)	1582

TOUCHDOWN CATCHES

NAME, YEARS	TD
1. Barry Smith (70-72)	25
2. Ron Sellers (66-68)	23
3. Jessie Hester (81-84)	21
4. Lawrence Dawsey (87-90)	20
5. Hassan Jones (82-85)	17
Terry Anthony (86-89)	17
7. Mike Shumann (73-75, 77)	16
Fred Biletnikoff (62-64)	16
9. Jackie Flowers (76-79)	14
10. Kent Gaydos (69-71)	12
Rhett Dawson (69-71)	12
Hardis Johnson (79-80)	12
Ronald Lewis (86-89)	12
Kez McCorvey (91-93)	12

INTERCEPTIONS

NAME, YEARS	INT
1. Terrell Buckley (89-91)	21
2. Monk Bonasorte (77-80)	15
3. Lee Corso (53-56)	14
Deion Sanders (85-88)	14

5. Corey Sawyer (91-93)	13
6. Curt Campbell (50-52)	12
J.T. Thomas (70-72)	12
Keith Jones (78-80)	12
Brian McCrary (81-84)	12
10. Walt Sumner (66-68)	11
Bobby Butler (77-80)	11
Eric Williams (84-87)	11

QUARTERBACK SACKS

NAME, YEARS	SACKS
1. Ron Simmons (77-80)	25
2. Anthony Moss (87-90)	21.5
Carl Simpson (90-92)	21.5
4. Willie Jones (75-78)	20
Alphonso Carreker (80-83)	20

TACKLES

NAME, YEARS	TKLS
1. Aaron Carter (74-77)	512
2. Ron Simmons (77-80)	483
3. Reggie Herring (77-80)	452
4. Paul McGowan (84-87)	446
5. Kirk Carruthers (88-91)	435
6. Ken Roe (80-83)	373
7. Marvin Jones (90-92)	369
8. Henry Taylor (81-84)	344

TACKLES FOR LOSS

NAME, YEARS	TFL
1. Ron Simmons (77-80)	44
2. Paul McGowan (84-87)	32
3. Marvin Jones (90-92)	27
4. Scott Warren (76-79)	22
5. Willie Jones (75-78)	20
Isaac Williams (82-85)	20
7. Arthur Scott (76-80)	19
Alphonso Carreker (80-83)	19

SCORING

NAME, YEARS	TD	PAT	CV	FG	PTS
1. Derek Schmidt (84-87)		174-178		73-104	393
2. Greg Allen (81-84)	46		1		278
3. Dave Cappelen (76-79)		111-119		43-71	240
4. Amp Lee (89-91)	38				228
5. Richie Andrews (87-90)		143-147		26-44	221
6. Barry Smith (70-72)	27		1		164
7. Grant Guthrie (67-69)		72-76		28-50	156
8. Dayne Williams (86-88)	24				144
9. Ron Sellers (66-68)	23				138
10. Jessie Hester (81-84)	22		2		136

BEST SINGLE-GAME PERFORMANCES

TOTAL OFFENSE

	PLAYER	OPPONENT	YEAR	YARDS
1.	Charlie Ward	Maryland	1992	506
2.	Bill Cappleman	Memphis State	1969	490
3.	Charlie Ward	Florida	1993	475
4.	Peter Tom Willis	Memphis State	1989	452
5.	Bill Cappleman	South Carolina	1968	431
6.	Peter Tom Willis	Nebraska (Fiesta Bowl)	1990	414
7.	Danny McManus	Nebraska (Fiesta Bowl)	1988	401
	Charlie Ward	Florida	1992	401
9.	Tommy Warren	Virginia Tech	1970	384
10.	Gary Huff	Houston	1972	383

RUSHING YARDS

	PLAYER	OPPONENT	YEAR	YARDS
1.	Greg Allen	Western Carolina	1981	322
2.	Sammie Smith	East Carolina	1987	244
3.	Greg Allen	Arizona State	1984	223
4.	Victor Floyd	South Carolina	1985	212
	Sammie Smith	Tulane	1988	212
6.	Sammie Smith	Indiana (All-American Bowl)	1986	205
7.	Greg Allen	Louisiana State	1981	202
8.	Greg Allen	Louisiana State	1983	201
	Tony Smith	Oklahoma State	1982	201
10.	Sammie Smith	Miami	1987	189
11.	Sam Platt	Memphis State	1980	188
12.	Greg Allen	Louisville	1982	173
13.	Larry Key	Auburn	1977	170

PASSING YARDS

	PLAYER	OPPONENT	YEAR	YARDS
1.	Bill Cappleman	Memphis State	1969	508
2.	Peter Tom Willis	Memphis State	1989	482
3.	Charlie Ward	Florida	1993	446
4.	Bill Cappleman	South Carolina	1968	437
5.	Peter Tom Willis	Nebraska (Fiesta Bowl)	1990	422
6.	Gary Huff	Houston	1972	409
7.	Charlie Ward	Maryland	1992	395
8.	Danny McManus	Nebraska (Fiesta Bowl)	1988	375
9.	Gary Huff	Virginia Tech	1971	374
10.	Bill Cappleman	Tulsa	1969	372

RECEIVING YARDS

	PLAYER	OPPONENT	YEAR	YARDS
1.	Ron Sellers	Wake Forest	1968	260
2.	Ron Sellers	South Carolina	1968	259
3.	Ron Sellers	Virginia Tech	1967	229
4.	Ron Sellers	Memphis State	1968	218

5.	Ron Sellers	Houston	1968	214
6.	Fred Biletnikoff	Oklahoma (Gator Bowl)	1965	192
7.	Fred Biletnikoff	Virginia Tech	1964	182
8.	Jackie Flowers	Louisiana State	1979	174
9.	Lawrence Dawsey	Florida	1990	172
10.	Tony Johnson	Southern Miss	1982	166

PASS ATTEMPTS

	PLAYER	OPPONENT	YEAR	PASSES
1.	Gary Huff	Florida	1972	58
2.	Kim Hammond	Penn State (Gator Bowl)	1967	53
	Gary Pajcic	Virginia Tech	1966	53
	Charlie Ward	Florida	1993	53
5.	Gary Huff	Houston	1972	51
	Danny McManus	Nebraska (Fiesta Bowl)	1988	51
	Casey Weldon	Florida	1991	51
8.	Bill Cappleman	Memphis State	1969	50
	Charlie Ward	Notre Dame	1993	50
10.	Charlie Ward	Florida	1992	47

PASS COMPLETIONS

	PLAYER	OPPONENT	YEAR	PASSES
1.	Charlie Ward	Florida	1993	38
2.	Kim Hammond	Penn State (Gator Bowl)	1967	37
3.	Bill Cappleman	Memphis State	1969	31
	Charlie Ward	Notre Dame	1993	31
5.	Gary Pajcic	Virginia Tech	1966	28
	Kelly Lowrey	East Carolina	1983	28
	Danny McManus	Nebraska (Fiesta Bowl)	1988	28
8.	Gary Huff	Houston	1972	27
	Gary Huff	Florida	1972	27
	Charlie Ward	Florida	1992	27
	Charlie Ward	North Carolina State	1993	27
	Charlie Ward	North Carolina	1993	27
12.	Gary Huff	Kansas	1972	26
	Gary Huff	South Carolina	1971	26
	Charlie Ward	Maryland	1992	26

PASS RECEPTIONS

	PLAYER	OPPONENT	YEAR	CATCHES
1.	Ron Sellers	South Carolina	1968	16
2.	Ron Sellers	Wake Forest	1968	14
	Ron Sellers	Penn State (Gator Bowl)	1967	14
	Ron Sellers	Houston	1968	14
5.	Kent Gaydos	Houston	1969	13
	Ron Sellers	Memphis State	1968	13
	Ron Sellers	Alabama	1967	13
	Ron Sellers	Virginia Tech	1966	13
	Fred Biletnikoff	Oklahoma (Gator Bowl)	1965	13
	Lawrence Dawsey	Miami	1990	13

LONGEST PLAYS

LONGEST TOUCHDOWN RUNS FROM SCRIMMAGE

1. 97 yards, Larry Key vs. Virginia Tech, 1976
2. 95 yards, Sammie Smith vs. Furman, 1987
3. 88 yards, Sean Jackson vs. Wake Forest, 1992
4. 83 yards, Sammie Smith vs. East Carolina, 1987
5. 81 yards, Fred Pickard vs. Virginia Tech, 1957
- 81 yards, Greg Allen vs. Arizona State, 1984
7. 80 yards, Phil Spooner vs. Houston, 1965
8. 78 yards, Buck Metts vs. Stetson, 1964
9. 77 yards, Jessie Hester vs. Miami, 1984
10. 74 yards, Bobby McKinnon vs. Memphis State, 1973

LONGEST RUNS FROM SCRIMMAGE WITHOUT SCORING

1. 84 yards, Clyde Allen vs. Maryland, 1992
2. 78 yards, LeRoy Butler vs. Clemson, 1988
3. 76 yards, Roy Thompson vs. Stetson, 1951
4. 74 yards, Dexter Carter vs. Memphis State, 1987
5. 66 yards, Greg Allen vs. Louisiana State, 1981
6. 65 yards, Wayne Giardino vs. Oklahoma (Gator Bowl), 1965
- 65 yards, Dennis McKinnon vs. West Virginia (Gator Bowl), 1982
8. 64 yards, Nelson Italiano vs. Troy State, 1951
- 64 yards, Sammie Smith vs. Miami, 1987
10. 63 yards, Lawrence Dawsey vs. Memphis State, 1990

LONGEST TOUCHDOWN PLAYS

1. 100 yards, Leon Bright vs. Virginia Tech, 1974 (KO return)
- 100 yards, Bill Moremen/T.K. Wetherell vs. Kentucky, 1965 (lateral on KO return)
- 100 yards, Deion Sanders vs. Tulsa, 1985 (INT return)
- 100 yards, Keith Ross/Dexter Carter vs. Miami, 1986 (lateral on KO return)
5. 99 yards, Ted Hewitt vs. Stetson, 1948 (INT return)
- 99 yards, Fred Biletnikoff vs. Miami, 1963 (INT return)
7. 97-yard run, Larry Key vs. Virginia Tech, 1976
- 97 yards, Billy Allen vs. Louisiana State, 1981 (KO return)
9. 96-yard pass, Jimmy Jordan to Kurt Unglaub vs. Virginia Tech, 1976
- 96 yards, David Snell vs. Virginia Tech, 1970 (KO return)
- 96 yards, Tamarick Vanover vs. Wake Forest, 1992 (KO return)
12. 95-yard pass, Jimmy Black to Rudy Thomas vs. Southern Mississippi, 1976
- 95 yards, Greg Allen vs. Western Carolina, 1981 (KO return)
- 95 yards, Billy Allen vs. West Virginia (Gator Bowl), 1982 (KO return)
- 95-yard run, Sammie Smith vs. Furman, 1987
16. 94 yards, Bill Moremen/T.K. Wetherell vs. Miami, 1966 (lateral on KO return)
- 94 yards, Tamarick Vanover vs. Miami, 1992 (KO return)
- 94 yards, Leon Fowler vs. Duke, 1992 (INT return)
19. 93 yards, Eddie McMillan vs. Memphis State, 1970 (KO return)
- 93 yards, Larry Key vs. Texas Tech (Tangerine Bowl), 1977 (KO return)
- 93-yard pass, Chip Ferguson to Lawrence Dawsey vs. Southern Miss, 1988

LONGEST FIELD GOALS

1. 54 yards, Derek Schmidt vs. Miami, 1984
2. 53 yards, Grant Guthrie vs. Miami, 1969
- 53 yards, Derek Schmidt vs. Louisville, 1986
- 53 yards, Derek Schmidt vs. Florida, 1987
5. 52 yards, Derek Schmidt vs. Arizona State, 1984
- 52 yards, Mike Rendina vs. Ohio State, 1981
7. 51 yards, Derek Schmidt vs. Memphis State, 1985 (twice)
- 51 yards, Derek Schmidt vs. North Carolina, 1985

- 51 yards, Grant Guthrie vs. Virginia Tech, 1969
11. 50 yards, Bill Capece vs. Pittsburgh, 1980
- 50 yards, Dave Cappelen vs. South Carolina, 1979

LONGEST TOUCHDOWN PASSES

1. 96 yards, Jimmy Jordan to Kurt Unglaub vs. Virginia Tech, 1976
2. 95 yards, Jimmy Black to Rudy Thomas vs. Southern Mississippi, 1976
3. 93 yards, Chip Ferguson to Lawrence Dawsey vs. Southern Mississippi, 1988
4. 91 yards, Jimmy Black to Kurt Unglaub vs. North Texas State, 1976
5. 88 yards, Gary Huff to Barry Smith vs. Kansas, 1971
- 88 yards, Casey Weldon to Amp Lee vs. Tulane, 1989
7. 86 yards, Gary Pajcic to Ron Sellers vs. Wake Forest, 1966
- 86 yards, Charlie Ward to Tamarick Vanover vs. Virginia, 1993
9. 83 yards, Blair Williams to Dennis McKinnon vs. South Carolina, 1982
10. 82 yards, Gary Pajcic to Ron Sellers vs. Maryland, 1968

LONGEST KICKOFF RETURNS

1. 100 yards, Leon Bright vs. Virginia Tech, 1974 (TD)
- 100 yards, Bill Moremen/T.K. Wetherell vs. Kentucky, 1965 (TD, lateral)
- 100 yards, Keith Ross/Dexter Carter vs. Miami, 1986 (TD, lateral)
4. 97 yards, Billy Allen vs. Louisiana State, 1981 (TD)
5. 96 yards, David Snell vs. Virginia Tech, 1970 (TD)
- 96 yards, Tamarick Vanover vs. Wake Forest, 1992 (TD)
7. 95 yards, Greg Allen vs. Western Carolina, 1981 (TD)
- 95 yards, Billy Allen vs. West Virginia (Gator Bowl), 1982 (TD)
9. 94 yards, Bill Moremen/T.K. Wetherell vs. Miami, 1966 (TD, lateral)
- 94 yards, Tamarick Vanover vs. Miami, 1992 (TD)
11. 93 yards, Eddie McMillan vs. Memphis State, 1970 (TD)
- 93 yards, Larry Key vs. Texas Tech (Tangerine Bowl), 1977
13. 90 yards, Eddie McMillan vs. Miami, 1971 (TD)
- 90 yards, Shannon Baker vs. Tulane, 1992 (TD)
15. 89 yards, Bill Odom vs. Virginia Tech, 1955 (TD)

LONGEST PUNT RETURNS

1. 92 yards, Phil Abraira vs. North Carolina State, 1969 (TD)
2. 80 yards, Robert Jackson vs. Virginia Tech, 1974 (TD)
- 80 yards, Bill Odom vs. Stetson, 1954 (TD)
4. 76 yards, Deion Sanders vs. Clemson, 1988 (TD)
5. 75 yards, Walt Sumner vs. Alabama, 1967 (TD)
- 75 yards, Ralph Chaudron vs. Whiting Field, 1949 (TD)
7. 74 yards, Corey Sawyer vs. North Carolina, 1992 (TD)
8. 71 yards, David Snell vs. Louisville, 1970 (TD)
9. 70 yards, Bill Campbell vs. Wake Forest, 1965 (TD)
10. 69 yards, Terrell Buckley vs. Syracuse, 1989 (TD)

LONGEST INTERCEPTION RETURNS

1. 100 yards, Deion Sanders vs. Tulsa, 1985 (TD)
2. 99 yards, Ted Hewitt vs. Stetson, 1958 (TD)
- 99 yards, Fred Biletnikoff vs. Miami, 1963 (TD)
4. 94 yards, Leon Fowler vs. Duke, 1992 (TD)
5. 87 yards, LeRoy Butler vs. Syracuse, 1989 (TD)
6. 86 yards, Tom Hillabrand vs. Auburn, 1960 (TD)
7. 83 yards, Terrell Buckley vs. Cincinnati, 1990 (TD)
8. 81 yards, Bud Whitehead vs. Wake Forest, 1959 (TD)
9. 74 yards, Dale McCullers vs. Houston, 1967
10. 71 yards, Terrell Buckley vs. Virginia Tech, 1991 (TD)
- 71 yards, Corey Sawyer vs. North Carolina State, 1993

THE LAST TIME IT HAPPENED IN A GAME

FLORIDA STATE

TEAM

Rushed for 200 yards - 244 vs. N.C. State, 1993
 Rushed for 300 yards - 414 vs. Wake Forest, 1993
 Rushed for 400 yards - 414 vs. Wake Forest, 1993

Passed for 200 yards - 286 vs. Nebraska, 1994 Orange Bowl
 Passed for 300 yards - 446 vs. Florida, 1993
 Passed for 400 yards - 446 vs. Florida, 1993
 Passed for 500 yards - 535 vs. Memphis State, 1989

Gained 400 yards of total offense - 556 vs. Florida, 1993
 Gained 500 yards of total offense - 556 vs. Florida, 1993
 Gained 600 yards of total offense - 647 vs. Wake Forest, 1993

Gained 700 yards of total offense - 858 vs. Maryland, 1992

Gained 800 yards of total offense - 858 vs. Maryland, 1992

Scored 30 points - 33 vs. Florida, 1993
 Scored 40 points - 62 vs. N.C. State, 1993

Scored 50 points - 62 vs. N.C. State, 1993

Scored 60 points - 62 vs. N.C. State, 1993

Scored 70 points - 70 vs. Tulane, 1992

Scored 3 touchdowns rushing - 4 vs. N.C. State, 1993

Scored 4 touchdowns rushing - 4 vs. N.C. State, 1993

Scored 5 touchdowns rushing - 5 vs. Wake Forest, 1993

Scored 6 touchdowns rushing - 6 vs. Maryland, 1992

Made 20 first downs - 22 vs. Nebraska, 1994 Orange Bowl

Made 25 first downs - 30 vs. Florida, 1993

Made 30 first downs - 30 vs. Florida, 1993

Made 35 first downs - 35 vs. Wake Forest, 1993

INDIVIDUAL

Rushed for 100 yards - 116, Sean Jackson and 162, Warrick Dunn, vs. Wake Forest, 1993

Rushed for 200 yards - 212, Sammie Smith vs. Tulane, 1988

Rushed for 300 yards - 322, Greg Allen vs. Western Carolina, 1981

Passed for 200 yards - 286, Charlie Ward vs. Nebraska, 1994 Orange Bowl (24-43)

Passed for 300 yards - 446, Charlie Ward vs. Florida, 1993 (38-53)

Passed for 400 yards - 446, Charlie Ward vs. Florida, 1993 (38-53)

Passed for 500 yards - 508, Bill Cappleman vs. Memphis State, 1969 (31-50)

Received for 100 yards - 126, Matt Frier and 140, Warrick Dunn, vs. Florida, 1993

Received for 150 yards - 154, Lonnie Johnson vs. Tulane, 1991

Scored 2 touchdowns rushing - 2, Warrick Dunn vs. Wake Forest, 1993

Scored 3 touchdowns rushing - 3, Amp Lee vs. South Carolina, 1990

Scored 4 touchdowns rushing - 4, Greg Allen vs. Louisville, 1982

Passed for 3 touchdowns - 4, Charlie Ward vs. Florida, 1993

Passed for 4 touchdowns - 4, Charlie Ward vs. Florida, 1993

Passed for 5 touchdowns - 5, Danny Kanell vs. Maryland, 1993

Caught 2 touchdown passes - 2, Kez McCorvey vs. Florida, 1993

Caught 3 touchdown passes - 3, Kez McCorvey vs. Duke, 1992

Caught 4 touchdown passes - 5, Ron Sellers vs. Wake Forest, 1968

Caught 5 touchdown passes - 5, Ron Sellers vs. Wake Forest, 1968



The last time an FSU receiver totalled over 100 yards in receptions was when Matt Frier (above) and Warrick Dunn both accomplished the feat against Florida in 1993.



Florida State's defense cheered Scott Bentley's 80-yard chase against Clemson that preserved the Seminoles's shutout, one of four last season.

- Kicked 3 field goals - 4, Scott Bentley vs. Nebraska, 1994 Orange Bowl
- Kicked 4 field goals - 4, Scott Bentley vs. Nebraska, 1994 Orange Bowl
- Kicked 5 field goals - 5, Bill Capece vs. Pittsburgh, 1980
- Kicked 6 PATs - 8, Scott Bentley vs. N.C. State, 1993
- Kicked 7 PATs - 8, Scott Bentley vs. N.C. State, 1993
- Kicked 8 PATs - 8, Scott Bentley vs. N.C. State, 1993
- Kicked 9 PATs - 10, Dan Mowrey vs. Tulane, 1992
- Intercepted 2 passes - 2, Corey Sawyer vs. N.C. State, 1993
- Intercepted 3 passes - 3, Corey Sawyer vs. N.C. State, 1992
- Returned an interception for a TD - Clifton Abraham vs. Wake Forest, 1993 (29)
- Returned a punt for a TD - Corey Sawyer vs. North Carolina, 1992 (74)

- Recovered a blocked punt for a TD - Clifton Abraham vs. Clemson, 1993
- Returned a fumble for a TD - Derrick Brooks vs. Clemson, 1993 (83)
- Returned a kickoff for a TD - Shannon Baker vs. Tulane, 1992 (90)
- Recorded a safety - Reggie Freeman vs. Georgia Tech, 1992
- Blocked a punt - Derrick Brooks vs. Clemson, 1993
- Blocked a kick - Tommy Henry vs. Miami, 1992

OPPONENT

TEAM

- Rushed for 300 yards - 334, Miami, 1990
- Rushed for 400 yards - 413, Auburn, 1985
- Passed for 300 yards - 407, Florida, 1993
- Passed for 400 yards - 407, Florida, 1993

- Gained 400 total yards - 453, Maryland, 1993
- Gained 500 total yards - 651, Arizona State, 1984
- Gained 600 total yards - 651, Arizona State, 1984
- Scored 30 points or more - 31, Notre Dame, 1993
- Scored 40 points or more - 41, Miami, 1986
- Scored 3 TDs rushing - 4, Notre Dame, 1993
- Scored 4 TDs rushing - 4, Notre Dame, 1993
- Scored 5 TDs rushing - 5, Auburn, 1985
- Passed for 4 TDs - 4, Michigan, 1991
- Passed for 5 TDs - 5, Mississippi State, 1978

INDIVIDUAL

- Returned an interception for a TD - James Trapp, Clemson, 1992 (39)
- Punt return for a TD - Dana Brinson, Nebraska, 1988 Fiesta Bowl (52)
- Returned a kickoff for a TD - Qadry Ismail, Syracuse, 1991 (95)
- Blocked a punt - Sidney Wells, Duke, 1993
- Blocked a kick - Kevin Carter, Florida, 1993
- Rushed for 100 yards - 122, Lee Becton, Notre Dame, 1993
- Passed for 200 yards - 206, Tommie Frazier, Nebraska, 1994 Orange Bowl (13-24)
- Passed for 300 yards - 317, Will Furrer, Virginia Tech, 1991 (21-39)
- Passed for 400 yards - 532, Jeff Van Raaphorst, 1984 (38-59)
- Received for 100 yards - 140, Willie Jackson, Florida, and 111, Harrison Houston, Florida, 1993
- Received for 150 yards - 152, Terry Smith, Clemson, 1993
- Kicked 3 field goals - 4, Scott Sisson, Georgia Tech, 1992
- Kicked 4 field goals - 4, Scott Sisson, Georgia Tech, 1992
- Kicked 5 field goals - 6, Bobby Raymond, Florida, 1983
- Intercepted 2 passes - 2, Marlon Williams, Georgia Tech, 1992

TEAM SEASON RECORDS

MOST POINTS

1. 518 in 1993
2. 450 in 1987
3. 442 in 1988
4. 439 in 1991
5. 435 in 1990
6. 419 in 1992
7. 389 in 1984
8. 388 in 1982
9. 383 in 1989
10. 368 in 1985

MOST TOUCHDOWNS

1. 70 in 1993
2. 58 in 1988
3. 57 in 1990
- 57 in 1991
5. 56 in 1992
6. 55 in 1987
7. 53 in 1982
8. 48 in 1984
- 48 in 1983
- 48 in 1989
11. 45 in 1985
- 45 in 1986

MOST TOUCHDOWNS

RUSHING

1. 34 in 1987
2. 32 in 1990
3. 30 in 1982
- 30 in 1983
5. 26 in 1986
- 26 in 1992
- 26 in 1993
8. 25 in 1991
9. 23 in 1984
10. 21 in 1966
- 21 in 1985
- 21 in 1989

MOST TOUCHDOWNS

PASSING

1. 37 in 1993
2. 29 in 1968
- 29 in 1988
4. 28 in 1972
- 28 in 1991
6. 25 in 1989
7. 23 in 1971
- 23 in 1992
9. 21 in 1982
10. 20 in 1990

XP RUN-PASS MADE

1. 5 in 1958 (of 8)
2. 5 in 1959 (of 14)
3. 4 in 1975 (of 5)
4. 3 in 1986 (of 3)
- 3 in 1979 (of 8)
- 3 in 1960 (of 7)
- 3 in 1984 (of 6)

XP RUN-PASS

ATTEMPTED

1. 14 in 1959
2. 8 in 1979
- 8 in 1958
4. 7 in 1960
5. 6 in 1970
- 6 in 1972
- 6 in 1984

XP KICKS MADE

1. 59 in 1993 (of 68)
2. 57 in 1988 (of 58)
3. 52 in 1982 (of 53)
- 52 in 1990 (of 54)
5. 51 in 1992 (of 55)
6. 47 in 1987 (of 50)
7. 44 in 1985 (of 44)
- 44 in 1989 (of 47)
9. 42 in 1984 (of 42)
10. 41 in 1986 (of 42)
- 41 in 1991 (of 49)

XP KICKS ATTEMPTED

1. 68 in 1993
2. 58 in 1988
3. 55 in 1992
4. 54 in 1990
5. 53 in 1982
6. 50 in 1987
7. 49 in 1991
8. 47 in 1989
9. 44 in 1985
10. 42 in 1984
- 42 in 1986

MOST FIELD GOALS

MADE

1. 23 in 1987
2. 22 in 1980
3. 18 in 1985
4. 17 in 1984
- 17 in 1989
6. 15 in 1979
- 15 in 1986
- 15 in 1991
9. 14 in 1970
10. 13 in 1977
- 13 in 1971
- 13 in 1990
- 13 in 1993

MOST FIELD GOALS

ATTEMPTED

1. 31 in 1987
2. 30 in 1980
3. 26 in 1989
4. 25 in 1970
- 25 in 1985
6. 24 in 1979
- 24 in 1971
- 24 in 1984
- 24 in 1986
10. 23 in 1977

TOTAL PLAYS

1. 939 in 1993
2. 897 in 1991
3. 855 in 1979
4. 851 in 1992
5. 848 in 1987
6. 845 in 1978
7. 835 in 1980
8. 830 in 1983
9. 825 in 1982
10. 814 in 1952

TOTAL OFFENSE

1. 6576 in 1993
2. 5401 in 1991
3. 5361 in 1987
4. 5124 in 1982
5. 5080 in 1992
6. 4965 in 1989
7. 4959 in 1984

8. 4922 in 1990
9. 4889 in 1983
10. 4871 in 1988

TOTAL OFFENSE

PER GAME

1. 548.0 in 1993
2. 487.4 in 1987
3. 465.8 in 1982
4. 461.8 in 1992
5. 451.4 in 1989
6. 451.0 in 1984
7. 450.1 in 1991
8. 447.5 in 1990
9. 444.4 in 1983
10. 442.8 in 1988

MOST FIRST DOWNS

1. 350 in 1993
2. 283 in 1991
3. 269 in 1983
4. 268 in 1987
5. 267 in 1989
6. 256 in 1992
7. 254 in 1982
8. 251 in 1984
- 251 in 1988
10. 249 in 1990

FIRST DOWNS RUSHING

1. 152 in 1987
2. 149 in 1993
3. 146 in 1984
4. 140 in 1983
5. 137 in 1980
6. 135 in 1991
7. 122 in 1992
8. 118 in 1985
9. 117 in 1981
10. 116 in 1982

FIRST DOWNS PASSING

1. 184 in 1993
2. 157 in 1989
3. 138 in 1991
4. 129 in 1972
5. 128 in 1978
6. 127 in 1982
- 127 in 1968
8. 125 in 1992
9. 124 in 1990
10. 122 in 1988

FIRST DOWNS

PENALTY

1. 26 in 1989
2. 20 in 1975
- 20 in 1973
4. 18 in 1983
5. 17 in 1966
- 17 in 1993
7. 15 in 1988
- 15 in 1984
- 15 in 1976
- 15 in 1968
11. 14 in 1986
- 14 in 1985

MOST RUSHING PLAYS

1. 603 in 1980
2. 571 in 1984
3. 530 in 1987
4. 519 in 1975
5. 518 in 1983
6. 515 in 1953
7. 507 in 1979

- 507 in 1991
9. 503 in 1985
10. 492 in 1981

RUSHING YARDS

PER PLAY

1. 5.69 in 1985
2. 5.67 in 1993
3. 5.65 in 1987
4. 5.29 in 1984
5. 5.06 in 1990
6. 5.00 in 1988
7. 4.95 in 1949
8. 4.90 in 1982
9. 4.87 in 1983
10. 4.85 in 1992

MOST YARDS

RUSHING

1. 3021 in 1984
2. 2995 in 1987
3. 2667 in 1993
4. 2552 in 1983
5. 2369 in 1985
6. 2339 in 1982
7. 2287 in 1991
8. 2252 in 1992
9. 2195 in 1988
10. 2194 in 1949

MOST YARDS

RUSHING PER GAME

1. 274.6 in 1984
2. 272.3 in 1987
3. 259.5 in 1991
4. 229.3 in 1983
5. 225.9 in 1950
6. 222.3 in 1993
7. 219.4 in 1949
8. 215.4 in 1985
9. 214.2 in 1953
10. 212.6 in 1982

MOST PASS ATTEMPTS

1. 469 in 1993
2. 390 in 1991
3. 389 in 1972
4. 387 in 1989
- 387 in 1992
6. 369 in 1978
7. 356 in 1969
- 356 in 1968
9. 352 in 1967
10. 348 in 1982
- 348 in 1990

MOST PASS

COMPLETIONS

1. 327 in 1993
2. 234 in 1991
3. 230 in 1989
4. 222 in 1990
5. 214 in 1992
6. 209 in 1972
7. 206 in 1978
8. 195 in 1968
9. 191 in 1969
10. 190 in 1967
- 190 in 1982

HIGHEST

COMPLETION

PERCENTAGE

1. 69.7 in 1993
2. 63.8 in 1990

3. 60.0 in 1991
4. 59.4 in 1989
5. 59.0 in 1964
7. 58.9 in 1988
8. 58.6 in 1980
8. 56.2 in 1983
9. 55.8 in 1978
10. 55.5 in 1976

MOST TIMES

INTERCEPTED

1. 23 in 1972
2. 21 in 1973
- 21 in 1967
- 21 in 1954
5. 18 in 1981
- 18 in 1988
7. 17 in 1992

MOST YARDS PASSING

1. 3909 in 1993
2. 3448 in 1989
3. 3114 in 1991
4. 2974 in 1972
5. 2844 in 1968
6. 2838 in 1970
7. 2828 in 1992
8. 2785 in 1982
- 2785 in 1990
10. 2750 in 1971

MOST YARDS PASSING

PER GAME

1. 325.8 in 1993
2. 313.5 in 1989
3. 284.4 in 1968
4. 270.4 in 1972
5. 259.5 in 1991
6. 258.4 in 1967
7. 258.0 in 1970
8. 257.1 in 1992
9. 255.0 in 1969
10. 253.2 in 1982
- 253.2 in 1990

MOST PUNTS

1. 81 in 1973
2. 66 in 1979
3. 65 in 1981
4. 63 in 1970
5. 61 in 1974
- 61 in 1965
7. 59 in 3 years
10. 57 in 1980

HIGHEST PUNT

AVERAGE

1. 45.2 in 1981
2. 45.1 in 1980
3. 43.1 in 1985
4. 42.3 in 1984
5. 42.2 in 1983
6. 42.0 in 1986
7. 40.6 in 1970
8. 40.0 in 1978
9. 39.9 in 1991
10. 39.7 in 1979

MOST INTERCEPTIONS

1. 25 in 1968
- 25 in 1991
3. 24 in 1982
- 24 in 1949
5. 23 in 1979
- 23 in 1989
7. 22 in 1972
- 22 in 1985
9. 21 in 1948
- 21 in 1990

FSU vs. ALL OPPONENTS

TEAM	FIRST MTG	LAST MTG	SITE	SCORE	W	L	T
Abilene Christian	1953	1957	H	34-7	1	2	0
Alabama	1965	1974	H	7-8	0	2	1
Arizona State*	1971	1984	A	52-44	3	1	0
Auburn*	1954	1990	A	17-20	4	13	1
Baylor	1965	1974	H	17-21	1	2	0
Boston College	1957	1980	H	41-7	2	1	0
Brigham Young	1991	1991	N	44-28	1	0	0
Cincinnati	1977	1990	H	70-21	6	0	0
Citadel, The	1955	1962	H	49-0	4	0	1
Clemson	1970	1993	H	57-0	5	2	0
Colorado State	1972	1974	H	7-14	1	1	0
Cumberland	1947	1948	H	30-0	1	1	0
Delta State	1951	1951	H	34-0	1	0	0
Duke	1992	1993	A	45-7	2	0	0
East Carolina	1980	1990	H	45-24	7	0	0
Erskine	1948	1949	H	26-7	1	1	0
Florida	1958	1993	A	33-21	12	23	1
Furman	1952	1987	H	41-10	8	2	0
George Washington	1961	1961	H	15-7	1	0	0
Georgia*	1954	1984	N	17-17	4	5	1
Georgia Southern	1988	1990	H	48-6	2	0	0
Georgia Tech	1952	1993	H	51-0	2	7	1
Houston	1960	1978	H	21-27	2	12	2
Howard	1950	1950	H	20-6	1	0	0
Indiana*	1986	1986	N	27-13	1	0	0
Iowa State	1975	1975	H	6-10	0	1	0
Jax. Navy	1951	1951	A	39-0	1	0	0
Jacksonville State	1947	1947	H	0-7	0	1	0
Kansas	1971	1993	N	42-0	5	2	0
Kansas State	1970	1977	A	18-10	3	0	0
Kentucky	1960	1965	A	24-26	1	3	1
Livingston State	1948	1949	A	6-13	1	1	0
Louisiana State*	1968	1991	A	27-16	7	2	0
Louisiana Tech	1952	1988	H	66-3	1	2	0
Louisville	1952	1991	A	40-15	11	1	0
Maryland	1966	1993	A	49-20	4	0	0
Memphis State	1959	1990	N	35-3	10	7	1
Miami	1951	1993	H	28-10	15	22	0
Michigan	1986	1991	A	51-31	1	1	0
Michigan State	1987	1988	H	30-7	2	0	0
Middle Tenn. State	1991	1991	H	39-10	1	0	0
Millsaps	1948	1949	H	40-0	2	0	0
Mississippi	1961	1961	A	0-33	0	1	0
Mississippi College	1948	1950	H	33-0	3	0	0
Mississippi State	1966	1979	H	17-6	7	2	0
Navy	1978	1978	H	38-6	1	0	0
Nebraska*	1980	1993	N	18-16	6	2	0
Newberry	1950	1950	A	24-0	1	0	0

TEAM	FIRST MTG	LAST MTG	SITE	SCORE	W	L	T
New Mexico State	1964	1964	H	36-0	1	0	0
N. Carolina*	1983	1993	A	33-7	4	0	1
N. Carolina State	1952	1993	H	62-3	10	4	0
North Texas State	1976	1977	H	35-14	2	0	0
Notre Dame	1981	1993	A	24-31	1	1	0
Ohio	1956	1956	H	47-7	1	0	0
Ohio State	1981	1982	A	34-17	2	0	0
Oklahoma*	1965	1980	N	17-18	1	3	0
Oklahoma State*	1958	1985	N	34-23	3	1	0
Penn State*	1968	1990	N	24-17	1	0	1
Pittsburgh	1971	1983	A	16-17	3	5	0
Randolph Macon	1950	1950	H	40-7	1	0	0
Richmond	1959	1961	H	13-7	3	0	0
San Diego State	1973	1977	A	16-41	0	2	0
Sewanee	1949	1950	H	14-8	2	0	0
South Carolina	1966	1991	H	38-10	15	3	0
Southern Illinois	1982	1982	H	59-8	1	0	0
Southern Miss	1952	1989	N	26-30	12	8	1
Stetson	1947	1954	A	47-6	6	1	1
Sul Ross State	1951	1951	H	35-12	1	0	0
Syracuse	1966	1991	H	46-14	3	1	0
Tampa	1948	1959	A	33-0	9	2	0
Temple	1984	1984	H	44-27	1	0	0
Tennessee	1958	1958	A	10-0	1	0	0
Tennessee-Chat.	1984	1984	H	37-0	1	0	0
Tennessee Tech	1947	1958	H	22-7	1	1	0
Texas A&M*	1967	1991	N	10-2	3	0	0
TCU	1963	1965	A	3-7	1	2	0
Texas Tech*	1966	1987	H	40-16	4	1	0
Texas Western*	1954	1954	N	20-47	0	1	0
Toledo	1986	1986	H	24-0	1	0	0
Troy State	1947	1951	H	40-0	4	1	0
Tulane**	1983	1992	H	70-7	10	0	0
Tulsa	1969	1985	H	76-14	5	0	0
Utah State	1975	1975	H	17-8	1	0	0
Villanova	1954	1957	A	7-21	3	1	0
Virginia	1992	1993	H	40-14	2	0	0
Virginia Military	1952	1954	A	33-19	2	1	0
Virginia Tech	1955	1991	N	33-20	18	10	1
Wake Forest	1956	1993	H	54-0	9	2	1
West Virginia*	1982	1982	N	31-12	1	0	0
Western Carolina	1981	1985	H	50-10	2	0	0
Western Michigan	1991	1991	H	58-0	1	0	0
Whiting Field	1949	1949	H	74-0	1	0	0
Wichita State	1969	1986	H	59-3	2	0	0
William & Mary	1959	1960	H	22-0	1	1	0
Wofford*	1949	1952	A	27-13	3	0	0
Wyoming*	1966	1966	N	20-28	0	1	0

*Bowl Games Included **Forfeit Included
Bold Face type indicates 1993 opponent

BEST PERFORMANCES BY OPPONENTS

INDIVIDUAL

Most Yards Rushing - 304, Sam Dejarnette, Southern Miss, 1982
 Most Rushing Attempts - 43, Sam Dejarnette, Southern Miss, 1982
 Most Yards Passing - 532, Jeff VanRaaphorst, Arizona State, 1984
 Most Passes Attempted - 59, Jeff VanRaaphorst, Arizona State, 1984
 Most Passes Completed - 38, Jeff VanRaaphorst, Arizona State, 1984
 Most Passes Caught - 13, Gary Williams, Ohio State, 1981
 Most Yards Receiving - 229, Gary Williams, Ohio State, 1981
 Most Yards Total Offense - 532, Jeff VanRaaphorst, Arizona State, 1984
 Longest TD Run From Scrimmage - 94, Roger Craig, Nebraska, 1981

Longest Punt Return - 86, Daryl Cox, Kentucky, 1961 (TD)
 Most TDs on Returns - 2, Henry Williams, East Carolina, 1983 (1 kick-off, 1 punt)
 Most Interceptions - 4, Bryant Gilliard, South Carolina, 1984
 Longest Interception Return - 99, Treg Songy, Tulane, 1983
 Longest Kickoff Return - 100, Anthony Collins, East Carolina, 1980
 Longest Pass Play - 95, Ronnie Fletcher to Ben Hart, Oklahoma (Gator Bowl), 1965 (TD)
 Longest Punt - 77, Jim Walton, Boston College, 1976; Rob Rajsich, Miami, 1978
 Longest Field Goal - 61, Wayne Latimer, Virginia Tech, 1975
 Most Field Goals - 6, Bobby Raymond, Florida, 1983
 Most Fumbles Recovered - 3, John Hohesiel, Wichita State, 1969

TEAM

Points - 59, Auburn, 1985
 Yards Rushing - 472, Nebraska, 1981
 Rushing Attempts - 80, Houston, 1974
 Yards Passing - 532, Arizona State, 1984
 Passes Attempted - 54, Florida, 1979; Arizona State, 1984
 Passes Completed - 38, Arizona State, 1984
 Total Offense - 651, Arizona State, 1984
 Most Fumbles - 17, Wichita State, 1969
 Most Fumbles Lost - 10, Wichita State, 1969 (of 17)
 Most Interceptions Made - 7, South Carolina, 1984
 Most Interceptions Returned for TDs - 2, Auburn, 1985
 Penalties - 18, South Carolina, 1985

SEMINOLE ACC PLAYERS OF THE WEEK

1992

WEEK	PLAYER (AWARD)
Sept. 7	Marvin Jones (DL)
Sept. 21	Robert Stevenson (OL) Marvin Jones (DL) Corey Sawyer (DB)
Sept. 28	Tamarick Vanover (Rookie)
Oct. 5	Tamarick Vanover (Rookie) Carl Simpson (DL)
Nov. 2	Tamarick Vanover (Rookie)
Nov. 9	Robert Stevenson (OL)
Nov. 16	Charlie Ward (OB) Clifton Abraham (DB) Tamarick Vanover (Rookie)

1993

WEEK	PLAYER (AWARD)
Sept. 4	Tyrant Marion (DL)
Sept. 11	Charlie Ward (OB) Lannie Johnson (OL) Derrick Brooks (DB)
Sept. 18	Derrick Alexander (DL) Derrick Brooks (DB)
Oct. 2	Derrick Alexander (DL)
Oct. 9	Forrest Conoly (OL) Devin Bush (DB)

Oct. 16	Charlie Ward (OB)
Oct. 30	Warrick Dunn (OB) Clay Shiver (OL)
Nov. 6	Danny Kanell (OB)
Nov. 13	Kez McCorvey (OB)
Nov. 20	Corey Sawyer (DB)

KEY: OB-Offensive Back, OL-Offensive Lineman, DL-Defensive Lineman (includes inside linebackers), DB-Defensive Back (includes outside linebackers).



Center Clay Shiver earned ACC Player of the Week honors following FSU's 54-0 win over Wake Forest.

COACHES & CAPTAINS

YEAR	COACH	CAPTAINS	W	L	T	POINTS	
						FSU	OPP
1947	Ed Williamson	Jack McMillan, Phil Rountree	0	5	0	18	90
1948	Don Veller	Game Captains	7	1	0	152	64
1949*	Don Veller	Hugh Adams	9	1	0	291	59
1950	Don Veller	Duke Maltby	8	0	0	219	54
1951	Don Veller	Bill Dawkins	6	2	0	194	72
1952	Don Veller	Curt Campbell, Vic Szczepanik	1	8	1	101	261
1953	Tom Nugent	Steve Kalenich, Bobby Fiveash	5	5	0	183	146
1954*	Tom Nugent	Game Captains	8	4	0	277	190
1955	Tom Nugent	Bob Crenshaw, Don Powell	5	5	0	147	186
1956	Tom Nugent	Joe Holt, Buck Metts	5	4	1	178	116
1957	Tom Nugent	Ron Schomburger	4	6	0	136	165
1958*	Tom Nugent	Vic Prinzi, Bobby Renn	7	4	0	218	124
1959*	Perry Moss	John Spivey, Al Ulmer	4	6	0	149	132
1960	Bill Peterson	Tony Romeo	3	6	1	111	136
1961	Bill Peterson	Steve Klesius	4	5	1	93	128
1962	Bill Peterson	Gene McDowell	4	3	3	170	69
1963	Bill Peterson	Charlie Calhoun, Chuck Robinson	4	5	1	167	93
1964*	Bill Peterson	Bill Dawson, Fred Biletnikoff, George D'Alessandro	9	1	1	263	85
1965	Bill Peterson	Bill McDowell, Max Wettstein	4	5	1	121	119
1966*	Bill Peterson	Game Captains	6	5	0	274	215
1967*	Bill Peterson	Game Captains	7	2	2	250	187
1968*	Bill Peterson	Game Captains	8	3	0	308	211
1969	Bill Peterson	Game Captains	6	3	1	220	182
1970	Bill Peterson	Game Captains	7	4	0	254	195
1971*	Larry Jones	Rhett Dawson, John Lanahan	8	4	0	309	174
1972	Larry Jones	Gary Huff, Larry Strickland	7	4	0	287	224
1973	Larry Jones	Jim Malkiewicz, Don Sparkman	0	11	0	98	331
1974	Darrell Mudra	Joe Goldsmith, Burt Cooper	1	10	0	130	289
1975	Darrell Mudra	Greg Johnson, Jeff Gardner	3	8	0	187	213
1976	Bobby Bowden	Jimmy Black, Jeff Leggett, Joe Camps, Rudy Thomas	5	6	0	205	258
1977*	Bobby Bowden	Aaron Carter, Bill Duley, Larry Key, Tom Rushing, Nat Terry	10	2	0	314	170
1978	Bobby Bowden	Nate Henderson, Willie Jones, Ivory Joe Hunter	8	3	0	312	208
1979*	Bobby Bowden	Mike Good, Ivory Joe Hunter, Scott Warren, Wally Woodham	11	1	0	326	160
1980*	Bobby Bowden	Reggie Herring, Greg Futch, Ron Simmons, Ken Lanier	10	2	0	369	103
1981	Bobby Bowden	James Harris, James Gilbert, Rohn Stark, Michael Whiting, Rick Stockstill	6	5	0	240	286
1982*	Bobby Bowden	Game Captains	9	3	0	419	254
1983*	Bobby Bowden	Game Captains	8	4	0	381	312
1984*	Bobby Bowden	Greg Allen, Joe Wessel, Henry Taylor	7	3	2	405	254
1985*	Bobby Bowden	John Ionata, Todd Stroud, Kirk Coker	9	3	0	402	248
1986*	Bobby Bowden	Fred Jones, Gerald Nichols, Louis Berry, Jim Hendley	7	4	1	393	218
1987*	Bobby Bowden	Danny McManus, Paul McGowan, Marty Riggs, Pat Carter	11	1	0	481	163
1988*	Bobby Bowden	Chip Ferguson, Deion Sanders, Alphonso Williams	11	1	0	455	172
1989*	Bobby Bowden	Peter Tom Willis, LeRoy Butler, Dexter Carter	10	2	0	424	199
1990*	Bobby Bowden	Lawrence Dawsey, Corian Freeman, Anthony Moss, Bill Ragans	10	2	0	459	206
1991*	Bobby Bowden	Kirk Carruthers, Errol McCorvey, Casey Weldon	11	2	0	449	188
1992*	Bobby Bowden	Robbie Baker, Reggie Freeman, Carl Simpson, Robert Stevenson	11	1	0	446	186
1993*	Bobby Bowden	Ken Alexander, Matt Frier, Lonnie Johnson, Charlie Ward	12	1	0	536	129
TOTALS			316	176	16	12,419	8,174

*Bowl Game Included

ACADEMIC AWARD WINNERS

ACADEMIC ALL-AMERICANS

(Selected by the College Sports Information Directors of America)

FIRST TEAM

- 1972 Gary Huff (QB)
- 1979 Phil Williams (WR)
- 1979 Keith Jones (DB)
- 1980 Keith Jones (DB)
- 1981 Rohn Stark (P)

SECOND TEAM

- 1957 Ron Schomburger (E)
- 1981 Phil Williams (WR)
- 1985 Martin Mayhew (CB)
- 1989 Dave Roberts (TE)
- 1993 Ken Alexander (ILB)
- Derrick Brooks (OLB)

NCAA POST-GRADUATE SCHOLARSHIP

- 1980 Phil Williams (WR)
- 1987 David Palmer (ILB)
- 1990 Dave Roberts (TE)
- 1993 Ken Alexander (ILB)

FSU'S ACC ALL-ACADEMIC SELECTIONS

1992

- C Robbie Baker
- OLB Derrick Brooks
- OLB Reggie Freeman
- QB Charlie Ward

1993

- CB Clifton Abraham
- ILB Ken Alexander
- OLB Derrick Brooks
- FS Richard Coes
- QB Charlie Ward

SIDELINES

Ken Alexander set as many academic records as he did athletic records in his career at Florida State. He won a number of post-graduate scholarships including grants from the NCAA and ACC. He is currently enrolled in the FSU Law School after receiving his undergraduate degree while still playing for the Seminoles.

THE BOB CRENSHAW AWARD

Given in memory of Robert E. (Bob) Crenshaw, Florida State football captain and student leader who was killed in a jet crash in 1958. The plaque's inscription reads: "To the Football Player With the Biggest Heart." The recipient is chosen by his teammates as the man who best exemplifies the qualities that made Bob Crenshaw an outstanding football player and person.

YEAR PLAYER POSITION

YEAR	PLAYER	POSITION
1958	Al Ulmer	Guard
1959	Ramon Rogers	Center
1960	Abner Bigbie	Fullback
1961	Paul Andrews	Fullback
1962	Jim Sims	Tackle
1964	Larry Brinkley	Fullback
1964	Dick Hermann	Linebacker
1965	Howard Ehler	Defensive Back
1966	Ed Pope	Guard
1967	Kim Hammond	Quarterback
1968	Billy Gunter	Running Back
1969	Stan Walker	Guard
1970	Bill Lohse	Linebacker
1971	Bill Henson	Defensive Tackle
1972	David Snell	Defensive Back
1973	Steve Bratton	Defensive End
1974	Jeff Gardner	Offensive Guard
1975	Lee Nelson	Defensive Back
1976	Joe Camps	Defensive Back
1977	Aaron Carter	Linebacker
1978	Scott Warren	Defensive End
1979	Greg Futch	Offensive Tackle
1980	Monk Bonasorte	Defensive Back
1981	Barry Voltapetti	Offensive Tackle
1982	Blair Williams	Quarterback
1983	Ken Roe	Linebacker
1984	Todd Stroud	Noseguard
1985	Pete Pantan	Tight End
1986	Greg Newell	Free Safety
1987	Mark Salva	Center
1988	Jason Kuipers	Offensive Guard
1989	Tony Yeomans	Offensive Guard
1990	Lawrence Dawsey	Wide Receiver
1991	Dan Footman	Defensive End
1992	Robbie Baker	Center
1993	Jon Nance	Noseguard

HOMECOMING GAMES

(37 Wins, 8 Losses, 1 Tie)

YEAR	OPPONENT	FSU	OPP
1948	Tampa	33	12
1949	Millsaps	40	0
1950	Sewanee	14	8
1951	Stetson	13	10
1952	Furman	0	9
1953	Stetson	13	6
1954	Furman	33	14
1955	The Citadel	39	0
1956	Wake Forest	14	14
1957	Virginia Tech	20	7
1958	Tampa	43	0
1959	William & Mary	0	9
1960	Kentucky	0	23
1961	Southern Mississippi	0	12
1962	Houston	0	7
1963	North Carolina State	14	0
1964	Kentucky	48	6
1965	Wake Forest	35	0
1966	Wake Forest	28	0
1967	Texas Tech	28	12
1968	Wake Forest	42	24
1969	South Carolina	34	9
1970	Virginia Tech	34	8
1971	Mississippi State	27	9
1972	Colorado State	33	0
1973	Memphis State	10	13
1974	Virginia Tech	21	56
1975	Miami (Fla.)	22	24
1976	Southern Mississippi	30	27
1977	North Texas State	35	14
1978	Navy	38	6
1979	South Carolina	27	7
1980	Boston College	41	7
1981	Western Carolina	56	31
1982	Southern Illinois	59	8
1983	Cincinnati	43	17
1984	Tennessee-Chattanooga	37	0
1985	Western Carolina	50	10
1986	Southern Mississippi	49	13
1987	Tulane	73	14
1988	Georgia Southern	28	10
1989	South Carolina	35	10
1990	Cincinnati	70	21
1991	Middle Tennessee State	39	10
1992	Maryland	69	21
1993	Wake Forest	54	0

SEMINOLES ON TELEVISION

THE BOBBY BOWDEN SHOW

Televised weekly during the football season, "The Bobby Bowden Show" is one of the most entertaining and informative coaches shows in the nation. Combine the downhome commentary of the Florida State head coach with some of the most exciting action in the nation, and the result is an insightful half-hour of football and fun.

Each week, co-host Gene Deckerhoff leads Seminole Head Coach Bobby Bowden through a review of Florida State's previous game, with Bowden offering commentary on the action. The two also take a look at FSU's upcoming opponent.

In a special weekly segment, the Seminoles self-proclaimed No. 1 fan — actor Burt Reynolds — and former FSU teammate Vic Prinzi present a "Great Moment in Florida State History". This year, the Great Moments segment continues the "All-Prinzi" and "All-Reynolds" teams with the two segment co-hosts' choices for their favorite Florida State players of all-time.

"The Bobby Bowden Show", a syndicated production of Host Communications, Inc., is seen in some of the Southeast's top media markets and throughout the state of Florida each week. Check local listings of the stations below to find the day and time the show airs in each market.

THE BOBBY BOWDEN SHOW

STATION	MARKET	CHANNEL
WFTS-TV (FOX)	Tampa/St. Petersburg	28
WJTC-TV (IIND)	Pensacola/Mobile	44
WJHG-TV (NBC)	Panama City	7
WJKS-TV (ABC)	Jacksonville	7
WCTV-TV (CBS)	Tallahassee	6
WTLK-TV (IIND)	Atlanta, Ga.	14
WPLG-TV (ABC)	Miami	10
WCPX-TV (CBS)	Orlando/Daytona Beach	6
WPEC-TV (CBS)	West Palm Beach	12
WFTX-TV (FOX)	Ft. Myers/Naples	36
Sunshine Network (Cable)		
SportsSouth Network (Cable)		

Couple Florida State's Atlantic Coast Conference lineup with games against non-conference foes Miami, Notre Dame and Florida, and it's hard to imagine a more difficult college football slate. Every fall, FSU's schedule catches the attention of television sports executives. Lately, the Seminoles have become a cornerstone of the networks' weekly TV lineups.

That fact was evident again last year when 11 of FSU's 12 contests were broadcast through regional syndication (JP Sports) or on one of the national networks. Once again, Florida State did not disappoint as its games earned high ratings.

Indeed, Florida State football and Bobby Bowden have developed a following that stretches outside the state and region. The speed, excitement and unpredictability of the FSU team makes Seminole football a fan favorite across the nation.

Since Bowden became Florida State head coach in 1976, his Seminole teams have been featured on one of the six major networks 78 times on 63 national broadcasts. In 18 years, that averages out to four network TV appearances a year. But over the past eight seasons, that number has increased to nearly seven showings a year. More often than not, Bowden's teams have starred under

the television lights with a record of 60-21-2 on network TV.

In each of the past seven years, Florida State's contests with Miami and Florida have been picked up for national television airing. Since 1968, 26 of FSU's games with its intrastate rivals were televised nationally. Now that the Tribe annually battles for the At-

lantic Coast Conference crown, league games with Clemson, Georgia Tech, North Carolina, N.C. State and Virginia pose attractive matchups for national and regional audiences.

The Seminoles will be on display for the entire nation again in 1994. The Miami, Notre Dame and Florida games are certain to attract network attention this season.

All-time, the Seminoles' record on television is 66-28-3 since the first appearance, in the 1958 Bluegrass Bowl against Oklahoma State, aired by ABC. FSU has appeared on that network more than any other, with 43 showings. CBS has televised 11 Tribe contests, WTBS nine and ESPN 17, including five games in 1989.

Florida State's membership in the Atlantic Coast Conference ensures that FSU football will be seen up and down the eastern seaboard on Jefferson Pilot Sports broadcasts. Through JP's relationship with the conference, the 1993 Seminoles were featured two times on the "ACC Game of the Week", and are scheduled for several more appearances in '94. JP's impressive list of affiliates includes stations throughout Florida, Georgia, the Carolinas, Virginia, Maryland and Washington, D.C.

When the occasional Seminole game isn't shown nationally or regionally, the team can be seen across the state on Florida's own Sunshine Network. Sunshine, the largest sports cable network in the state and one of the biggest in the country through its affiliation with the Prime Network, usually carries the remaining Florida State games on either a tape-delay or pay-per-view basis. The Sunshine Network also airs a weekly highlight show on Seminole football and is one of the statewide outlets for the Bobby Bowden Show.

Whether on ESPN, ABC, NBC, regionally on stations across the ACC, or statewide on the Sunshine Network, the Seminoles' television attractiveness is clear. Want to see the Seminoles in Charlotte? Minneapolis? Los Angeles? Just turn on the TV. 📺

FSU TELEVISION APPEARANCES

WON 66, LOST 28, TIED 3

SEASON	OPPONENT	SITE	SCORE	NETWORK	BOWL
1958	Oklahoma State	Louisville, KY	6-15	ABC*	Bluegrass
1959	Virginia Tech	Blacksburg, VA	7-6	ABC	-
1965	Oklahoma	Jacksonville, FL	36-19	ABC*	Gator
1966	Virginia Tech	Blacksburg, VA	21-23	ABC	-
	Wyoming	El Paso, TX	20-28	NBC*	Sun
1967	Memphis State	Memphis, TN	26-7	ABC	-
	Penn State	Jacksonville, FL	17-17	ABC*	Gator
1968	Florida	Tallahassee, FL	9-3	ABC	-
	Louisiana State	Atlanta, GA	27-31	TV-Sports*	Peach
1969	N.C. State	Tallahassee, FL	33-22	ABC	-
1970	Houston	Tampa, FL	21-53	ABC	-
1971	Miami	Miami, FL	20-17	ABC	-
	Arizona State	Tempe, AZ	38-45	Mizlou	Fiesta
1972	Auburn	Auburn, AL	14-27	ABC	-
1977	Florida	Gainesville, FL	37-9	ABC	-
	Texas Tech	Orlando, FL	40-17	Mizlou*	Tangerine
1978	Miami	Miami, FL	31-21	ABC	-
	Navy	Tallahassee, FL	38-6	ABC	-
1979	Virginia Tech	Blacksburg, VA	17-10	ABC	-
	Louisiana State	Baton Rouge, LA	24-19	ABC	-
	Florida	Gainesville, FL	27-16	ABC*	-
	Oklahoma	Miami, FL	7-24	NBC*	Orange
1980	Memphis State	Memphis, TN	24-3	ABC	-
	Virginia Tech	Tallahassee, FL	31-7	ABC	-
	Florida	Tallahassee, FL	17-13	ABC*	-
	Oklahoma	Miami, FL	17-18	NBC*	Orange
1981	Miami	Tallahassee, FL	19-27	ABC	-
	Southern Miss	Tallahassee, FL	14-58	ABC	-
1982	Miami	Miami, FL	24-7	CBS	-
	Louisville	Tallahassee, FL	49-14	WTBS*	-
	West Virginia	Jacksonville, FL	31-12	ABC*	Gator
1983	Louisiana State	Baton Rouge, LA	40-35	ABC	-
	Louisville	Tallahassee, FL	51-7	WTBS*	-
	Florida	Gainesville, FL	14-53	CBS*	-
	North Carolina	Atlanta, GA	28-3	CBS*	Peach
1984	South Carolina	Columbia, SC	26-38	ABC*	-
	Florida	Tallahassee, FL	17-27	ABC*	-
	Georgia	Orlando, FL	17-17	NBC*	Citrus
1985	Tulane	New Orleans, LA	38-12	WTBS*	-
	Nebraska	Lincoln, NE	17-13	ABC*	-
	Memphis State	Tallahassee, FL	19-10	WTBS*	-
	Auburn	Auburn, AL	28-59	WTBS*	-
	Miami	Tallahassee, FL	27-35	ABC	-
	South Carolina	Tallahassee, FL	56-14	ESPN*	-
	Oklahoma State	Jacksonville, FL	34-23	ABC*	Gator
1986	Nebraska	Lincoln, NE	17-34	ABC*	-
	North Carolina	Tallahassee, FL	10-10	WTBS*	-
	Miami	Miami, FL	23-41	CBS*	-
	Indiana	Birmingham, AL	27-13	WTBS* All-American	-
1987	Miami	Tallahassee, FL	25-26	CBS*	-

SEASON	OPPONENT	SITE	SCORE	NETWORK	BOWL
	Auburn	Auburn, AL	34-6	CBS*	-
	Florida	Gainesville, FL	28-14	CBS*	-
1988	Nebraska	Tempe, AZ	31-28	NBC*	Fiesta
	Miami	Miami, FL	0-31	CBS*	-
	Clemson	Clemson, SC	24-21	CBS*	-
	Michigan State	Tallahassee, FL	30-7	ESPN*	-
	South Carolina	Columbia, SC	59-0	ESPN*	-
	Florida	Tallahassee, FL	52-17	ESPN*	-
1989	Auburn	New Orleans, LA	13-7	ABC*	Sugar
	Southern Miss	Jacksonville, FL	26-30	WTBS*	-
	Clemson	Tallahassee, FL	23-34	ESPN*	-
	Louisiana State	Baton Rouge, LA	31-21	ESPN*	-
	Auburn	Tallahassee, FL	22-14	ESPN*	-
	Miami	Tallahassee, FL	24-10	ESPN*	-
	Florida	Gainesville, FL	24-17	ESPN*	-
	Nebraska	Tempe, AZ	41-17	NBC*	Fiesta
1990	Miami	Miami, FL	22-31	CBS*	-
	Auburn	Auburn, AL	17-20	ESPN*	-
	Louisiana State	Tallahassee, FL	42-3	WTBS*	-
	Florida	Tallahassee, FL	45-30	ESPN*	-
	Penn State	Miami, FL	24-17	Raycom*	Blackbuster
1991	Brigham Young	Anaheim, CA	44-28	Raycom*	-
	Michigan	Ann Arbor, MI	51-31	ABC*	-
	Syracuse	Tallahassee, FL	46-14	ABC	-
	Louisiana State	Baton Rouge, LA	27-16	ESPN*	-
	Miami	Tallahassee, FL	16-17	ABC*	-
	Florida	Gainesville, FL	9-14	ABC*	-
	Texas A&M	Dallas, TX	10-2	CBS*	Cotton
1992	Clemson	Clemson, SC	24-20	ESPN*	-
	N.C. State	Raleigh, NC	34-13	JP Sports	-
	Miami	Miami, FL	16-19	ABC*	-
	North Carolina	Tallahassee, FL	36-13	JP Sports	-
	Georgia Tech	Atlanta, GA	29-24	ESPN*	-
	Maryland	Tallahassee, FL	69-21	JP Sports	-
	Florida	Tallahassee, FL	45-24	ABC*	-
	Nebraska	Miami, FL	27-14	NBC*	Orange
1993	Kansas	E. Rutherford, NJ	42-0	ABC*	-
	Clemson	Tallahassee, FL	57-0	JP Sports	-
	North Carolina	Chapel Hill, NC	33-7	ESPN*	-
	Georgia Tech	Tallahassee, FL	51-0	ABC	-
	Miami	Tallahassee, FL	28-10	ABC*	-
	Virginia	Tallahassee, FL	40-14	ESPN*	-
	Maryland	College Park, MD	49-20	JP Sports	-
	Notre Dame	South Bend, IN	24-31	NBC*	-
	N.C. State	Tallahassee, FL	62-3	ESPN*	-
	Florida	Gainesville, FL	33-21	ABC*	-
	Nebraska	Miami, FL	18-16	NBC*	Orange

*Nationally televised

ALL-TIME LETTERMEN

A

Abbott, Bryce, 1989, 90, 91
 Abraham, Clifton, 1991, 92, 93
 Abraira, Phillip, 1967, 68, 69
 Adams, Hugh, 1949, 50
 Adams, Kevin, 1991
 Adams, Robert, 1978, 80
 Alexander, Derrick, 1992, 93
 Alexander, Ken, 1990, 91, 92, 93
 Allen, Billy, 1981, 82, 83, 84
 Allen, Clyde, 1990, 91, 92, 93
 Allen, Glenn, 1949
 Allen, Greg, 1981, 82, 83, 84
 Allen, Mike, 1972, 73, 74
 Allen, Steve, 1990, 91
 Alvarez, David, 1990
 Amman, Richard, 1969, 70, 71
 Anderson, Bob, 1973
 Anderson, Bobby, 1971, 72, 73
 Andrews, Paul, 1959, 60, 61
 Andrews, Richie, 1987, 88, 89, 90
 Anthony, Terry, 1986, 87, 88, 89
 Armella, Enzo, 1992, 93
 Arnold, Jim, 1950, 51, 56, 57
 Arnold, Phil, 1971, 72, 73
 Ashley, Tracy, 1981, 82, 83
 Ashmore, Robert, 1969, 70, 71
 Askin, Ahmet, 1972, 73
 Avezano, Joe, 1963, 64, 65

B

Baggett, Leo, 1954, 55, 56, 58
 Bagnell, Clare (Bud), 1956, 57, 58, 59
 Bailey, Tom, 1968, 69, 70
 Bailey, Winfred, 1962, 63, 64
 Baker, Bill, 1957, 58
 Baker, Robbie, 1989, 90, 91, 92
 Baker, Sam, 1950
 Baker, Shannon, 1989, 90, 91, 92
 Banakas, Chris, 1947, 48, 49
 Barber, Bob, 1953, 54
 Barco, Barry, 1983, 84, 85
 Barnes, Mike, 1976, 77
 Barnes, Troy, 1954, 55, 56, 57
 Barnes, Wendell, 1947
 Barré, Mike, 1990, 92
 Barwick, Parrish, 1982, 84, 85, 86
 Bass, Theron, 1968, 69, 70
 Bassett, David, 1988, 89, 90
 Bates, Chad, 1993
 Battaglia, Carmen, 1955, 56, 57, 58
 Beckman, Ed, 1973, 74, 75, 76
 Bell, Bruce, 1973
 Bengston, Brian, 1970
 Benner, Wayne, 1950, 51
 Bennett, Edgar, 1987, 89, 90, 91
 Benson, Joe, 1966, 67, 68
 Scott Bentley, 1993
 Berry, Louis, 1983, 84, 85, 86
 Beville, Steve, 1969
 Bibent, Maury, 1963, 64, 65
 Bickford, Roy, 1959, 60, 61
 Bigbie, Abner, 1958, 59, 60
 Biletnikoff, Fred, 1962, 63, 64
 Bisbee, Hamilton, 1955, 56, 57
 Bishop, William, 1947
 Black, Jimmy, 1973, 74, 76
 Blankenship, Buddy, 1965
 Blatt, Mike, 1965, 66, 67
 Blazovich, Mike, 1960, 61, 62
 Bloodworth, Steve, 1983
 Bonasorte, Mank, 1977, 78, 79, 80
 Booth, Charles, Jr., 1951, 52, 53
 Boris, Frederick, 1947
 Bowden, Jeff, 1981, 82

Boyer, George, 1952, 53, 56, 57
 Bradley, Preston, 1950, 51
 Braggins, David, 1965, 66
 Brannon, Tom, 1979, 80, 81
 Bratton, Steve, 1970, 71, 72, 73
 Bright, Leon, 1974, 75, 76
 Bringger, Harry, 1949, 50, 51, 52
 Brinkley, Larry, 1961, 62, 63
 Brooks, Derrick, 1991, 92, 93
 Brown, Bill, 1955, 56, 57, 58
 Brown, Charlie, 1951, 52
 Brown, Mack, 1972, 73
 Brown, John, 1986, 87, 89
 Brown, Lavon, 1989, 90, 91, 92
 Brown, Tommy, 1950, 51, 53
 Browning, Bob, 1947, 48
 Brownlee, Roger, 1981, 82
 Bruner, Jerry, 1961, 62, 63
 Bryant, Buddy, 1947, 50, 53
 Bryant, Phillip, 1985
 Buckley, Terrell, 1989, 90, 91
 Bugar, Mike, 1965, 67, 68
 Burkhardt, Bill, 1966
 Burnett, Ken, 1980, 81, 82
 Burt, Bobby, 1968
 Burton, Clint, 1966, 67, 68
 Bush, Devin, 1992, 93
 Butler, Bobby, 1977, 78, 79, 80
 Butler, LeRoy, 1987, 88, 89
 Butts, Marion, 1987, 88

C

Cahoon, Phil, 1973, 74
 Calhoun, Charles, 1961, 62, 63
 Campbell, Allen Dale, 1981, 82
 Campbell, Bill, 1965, 66
 Campbell, Curt, 1950, 51, 52
 Campbell, Danny, 1992
 Camps, Joe, 1974, 75, 76
 Capece, Bill, 1977, 78, 79, 80
 Capers, Byron, 1993
 Cappelen, Dave, 1976, 77, 78, 79
 Cappleman, Bill, 1968, 69
 Carballo, Manny, 1982
 Carnes, George, 1952
 Carnes, Robert T., 1957
 Carollo, Phil, 1986, 87, 88
 Carreker, Alphonso, 1980, 81, 82, 83
 Carrell, Duane, 1969, 70, 71
 Carruthers, Kirk, 1988, 89, 90, 91
 Carter, Aaron, 1974, 75, 76, 77
 Carter, Dexter, 1986, 87, 88, 89
 Carter, Keith, 1986, 87, 88, 89
 Carter, Pat, 1984, 85, 86, 87
 Carter, Walter, 1976, 77, 78, 79
 Carter, Wes, 1947
 Causey, Jim, 1962, 63
 Caven, Jay, 1976, 77
 Chaney, James, 1988, 89, 90, 91
 Chaudron, Ralph, 1947, 48, 49
 Chavers, Lenny, 1981, 83, 84, 85
 Cherry, Gator, 1976, 77
 Cheshire, Bill, 1967, 68
 Childers, Sam, 1978, 79, 80, 81
 Cicalese, Pat, 1984
 Clark, Deondri, 1989, 90, 91, 92
 Clark, Ed, 1985
 Clark, Ed, 1989, 90, 92
 Clayton, Harvey, 1980, 81, 82
 Clower, Johnny, 1989, 90, 91
 Coes, Richard, 1990, 91, 92, 93
 Coffield, Randy, 1973, 74, 75
 Coggin, Redus, 1980, 81, 82
 Coker, Kirk, 1984, 85
 Coleman, Jerry, 1981, 82

Coleman, Jug, 1948
 Collier, Danny, 1980
 Calzie, James, 1993
 Cone, Ken, 1959, 60
 Conaly, Forrest, 1992, 93
 Conrad, Harold, 1947
 Conway, Pat, 1964, 65, 66
 Cooper, Andre, 1993
 Cooper, Burt, 1972, 73, 74
 Coppers, Ron, 1974
 Corcoran, Dan, 1976
 Corlew, Tim, 1988
 Corral, Kent, 1970, 71
 Corso, Lee, 1953, 54, 55, 56
 Costello, Jim, 1947
 Coursey, Jarvis, 1978, 79, 80, 81
 Cowart, Chris, 1991, 92, 93
 Cowart, Sam, 1993
 Cox, Billy, 1966, 67, 68
 Cox, Gene, 1955
 Craig, John, 1954, 55, 57, 58
 Crenshaw, Bob, 1952, 53, 54, 55
 Crockett, Henri, 1993
 Crockett, Zack, 1992
 Crona, Joe, 1947, 48
 Crowe, Andy, 1992, 93
 Crowe, John, 1966, 67, 68
 Cullom, Bill, 1954
 Curchin, Jeff, 1968, 69

D

D'Alessandro, George, 1963, 64, 65
 Daly, Bill, 1961, 62, 63
 Dane, Doug, 1975, 76, 77
 Daniel, Jim, 1959, 60, 61
 Daniels, Dan, 1971
 Darsey, Bruce, 1960, 61, 62
 Davis, Bo, 1958
 Davis, Bob, 1983
 Davis, Brian, 1985, 86, 88
 Davis, Darish, 1981, 82
 Davis, Ed, 1971, 72, 73
 Davis, George, 1969
 Davis, John, 1989, 90, 91, 92
 Davis, Lemuel, 1947
 Davis, Terry, 1993
 Davison, Mike, 1972, 73, 74
 Dawkins, Bill, 1948, 49, 50, 51
 Dawsey, Lawrence, 1987, 88, 89, 90
 Dawson, Bill, 1962, 63, 64
 Dawson, Rhett, 1969, 70, 71
 DeCosmo, James, 1947
 Dees, Allen, 1970, 71, 72
 DeFrancesco, Frank, 1960, 61
 Dely, Aaron, 1992, 93
 DeMaria, John, Jr., 1970, 71, 72, 73
 Dennis, Wendell, 1950
 Denson, Dwayne, 1984
 Deremer, Jeff, 1990, 91
 Dillaberry, Jason, 1990
 Dilsaver, Ed, 1947
 DiMare, Scott, 1986, 88
 Dinkins, Howard, 1988, 89, 90, 91
 Dixon, Reggie, 1989, 90, 91
 Dobasz, Stan, 1952, 53, 56, 57
 Dodge, Dedrick, 1986, 87, 88, 89
 Donaldson, John, 1992, 93
 Donatelli, Donald, 1959, 60, 61
 Dowell, J. D., 1983, 84
 Downey, Joe, 1972, 73, 74
 Driver, Bill, 1950, 51, 52
 Duckworth, Bob, 1949
 Dukes, Jamie, 1982, 83, 84, 85
 Duley, Bill, 1975, 76, 77
 Dunn, Warrick, 1993

E

Eaford, John, 1984, 86
 Eagerton, Terry, 1967, 68

Eason, Chuck, 1966, 67, 68
 Edwards, Jack, 1962, 63, 64
 Ekonomou, Nick, 1988, 89
 Ehler, Howard, 1963, 64, 65
 Elam, Bobby, 1972, 73
 Elliot, Chuck, 1966, 67, 68
 Elliot, Robert, 1955, 56
 Ellison, O'Mar, 1992, 93
 El Shahawy, Magdi, 1987, 88
 Espenship, Jack, 1958, 59
 Eubanks, Norman, 1948, 49, 50
 Everett, Jimmy, 1972, 73, 74, 75

F

Falvo, Tony, 1974, 75
 Feamster, Tom, 1954, 55
 Feely, Eddie, 1960, 61, 62
 Felder, Kenny, 1990, 91
 Fenner, Lane, 1966, 67
 Fenwick, Jack, 1966, 67, 68
 Fergers, Bob, 1947
 Ferguson, Charles, 1978
 Ferguson, Chip, 1985, 86, 87, 88
 Ferguson, Matt, 1990
 Ferrell, Marvin, 1990, 92, 93
 Fick, Happy, 1960
 Filchock, John, 1948
 Fillyaw, Terry, 1991
 Fiore, Dano, 1971
 Fiveash, Bobby, 1951, 52, 53
 Flasher, Tim, 1984
 Flath, John, 1990, 91, 92
 Fleming, Larry, 1993
 Flowers, Jackie, 1976, 77, 78, 79
 Floyd, Dan, 1962, 63, 64
 Floyd, Victor, 1985, 86, 87, 88
 Floyd, William, 1991, 92, 93
 Fontes, Frank, 1970, 71
 Footman, Dan, 1991, 92
 Fordham, Todd, 1993
 Fotjik, Brad, 1982, 83
 Fountain, Bob, 1956, 57, 58
 Fowler, Leon, 1989, 90, 91, 92
 Fox, Ed, 1948
 Foy, Walter, 1948, 49
 Freeman, Corian, 1987, 88, 89, 90
 Freeman, Reggie, 1989, 90, 91, 92
 Frey, Greg, 1993
 Frier, Matt, 1990, 91, 92, 93
 Fucarino, Dan, 1975
 Fuller, Corey, 1990, 91, 92
 Futch, Garry, 1979, 80, 81
 Futch, Greg, 1977, 78, 79, 80

G

Gabbard, Steve, 1985, 86, 87, 88
 Gainer, Herb, 1984, 85, 86, 87
 Galloway, Ed, 1992
 Gardner, Jeff, 1973, 74, 75
 Garvin, Terry, 1964, 65
 Gavin, Stan, 1982
 Gaydos, Kent, 1969, 70, 71
 Giardino, Wayne, 1964, 65, 66
 Gibbs, Eric, 1990, 91, 92
 Gibbs, Shane, 1970, 71, 72
 Gibson, Vince, 1954, 55
 Gilbert, Leonard, 1947
 Gilbert, James, 1978, 79, 80, 81
 Gildea, Steve, 1968, 69, 70
 Gilman, Brent, 1968, 69
 Gilmer, Steve, 1991, 92
 Gladden, Don, 1950
 Glass, Chip, 1966, 67, 68
 Glass, Mike, 1970, 71, 72
 Glenn, Billy, 1992, 93
 Glisson, Guy, 1969, 70, 71
 Glasson, Doug, 1973
 Goldsmith, Joe, 1972, 73, 74
 Good, Mike, 1976, 77, 78, 79

Graganella, Jim, 1983
 Graham, Billy, 1953, 54
 Graham, Jerry, 1956, 57, 58
 Grant, Donald, 1947, 48
 Grant, Kevin, 1986, 87, 89
 Gray, Darryl, 1982, 84, 85
 Gray, Hector, 1978, 79
 Gray, Eddie, 1950
 Gray, Mike, 1968
 Green, Carl, 1953, 54
 Green, Danny, 1971, 72, 73
 Green, Jermaine, 1993
 Green, Larry, 1965, 66, 67
 Greene, Danny, 1973
 Gridley, Buddy, 1969, 70, 71
 Griffin, Chris, 1973, 74, 75
 Griffis, Kevin, 1983
 Griggley, Terry, 1984
 Grimes, Fred, 1959, 60, 61
 Griner, John, 1952, 55
 Grossman, Rin, 1949
 Guerrier, Dulack, 1992, 93
 Gunter, Bill, 1967, 68
 Gunter, Cliff, 1961, 62, 64
 Gurr, Doug, 1966, 67, 68
 Guthrie, Grant, 1967, 68, 69

H

Hadley, John, 1985, 86, 87, 88
 Haggins, Odell, 1986, 87, 88, 89
 Hall, Chris, 1989, 92
 Hall, Phillip, 1982, 83
 Hall, Randy, 1968, 69
 Hamlet, Sean, 1993
 Hammond, Kim, 1966, 67
 Hanks, David, 1977
 Hanna, Warren, 1981, 82
 Hardy, Jack, 1958, 59, 60
 Harlike, John, 1961, 62
 Harlow, Brian, 1982
 Harmeling, John, 1973, 76
 Harp, Herbert, 1982, 83
 Harp, Thomas, 1986, 87
 Harris, Felix, 1990, 91, 92
 Harris, James, 1979, 80, 81
 Harris, Larry, 1980, 81, 82
 Harris, Wes, 1986
 Harrison, Bruce, 1974, 75, 76
 Hart, Ken, 1966, 67, 68
 Hart, Warren, 1990, 91
 Haskin, Jack, 1947
 Hayes, Eric, 1986, 87, 88, 89
 Hayes, Felton, 1985, 86, 87, 88
 Haynes, Hayward, 1988, 89, 90
 Heath, Mike, 1992
 Hebron, Tim, 1985, 86
 Heggie, Bruce, 1983, 84, 85, 86
 Heggins, Jimmy, 1974, 75, 76, 77
 Henderson, Gerald, 1955, 56, 57
 Henderson, Nate, 1977, 78
 Hendley, Jim, 1984, 85, 86
 Henry, Ferrell, 1961, 62, 63
 Henry, Gary, 1978, 79, 80, 82
 Henry, Tommy, 1990, 91, 92
 Henson, Bill, 1970, 71
 Hermann, Dick, 1962, 63, 64
 Hernandez, Jesus, 1992, 93
 Herring, Reggie, 1978, 79, 80
 Hester, Jessie, 1981, 82, 83, 84
 Hester, Ron, 1980, 81
 Hewitt, Ted, 1948, 49, 50
 Hiatt, Phill, 1968
 Hillabrand, Tom, 1960, 61, 62
 Hinson, Ron, 1959
 Holloman, Darrin, 1984, 85, 86
 Holloman, Tanner, 1985, 86
 Holmes, Scott, 1992
 Holt, Joe, 1953, 54, 55, 56
 Holton, Steve, 1957, 58

Hood, Larry, 1960, 61
 Hooks, Jim, 1957, 58, 59
 Horner, Alonzo, 1992, 93
 Hosack, John, 1965, 66
 Houpe, Gene, 1988, 89, 90
 Houston, Rick, 1980
 Howell, Bobby, 1970
 Huey, Mac, 1950, 51, 52
 Huff, Gary, 1970, 71, 72
 Huggett, Ernie, 1950, 51
 Hughes, Bill, 1968
 Hughley, Harry, 1947
 Humes, Earl, 1973, 74
 Hunt, Charlie, 1970, 71, 72
 Hunter, Ivory Joe, 1977, 78, 79
 Hurst, John, 1966

I-J

Ionata, John, 1982, 83, 84, 85
 Ionata, Joe, 1986, 87, 88
 Italiano, Nelson, 1950, 51, 52
 Jackson, Bobby, 1974, 75, 76, 77
 Jackson, Lenx, 1983
 Jackson, Sean, 1990, 91, 92, 93
 Jacobi, Howard, 1971, 72
 Jacobs, Charlie, 1956
 Jacobs, Greg, 1984
 Jacobs, Jerry, 1952, 53, 54, 55
 James, Corey, 1990, 92
 Jarrett, James, 1969, 70, 71
 Jax, Garth, 1982, 83, 84, 85
 Johns, John, 1947, 48, 49
 Johnson, Bob, 1939
 Johnson, Brad, 1988, 89, 90, 91
 Johnson, Eddie, 1955, 56, 57
 Johnson, Greg, 1973, 74, 75
 Johnson, Hardis, 1979, 80
 Johnson, Homes, 1979
 Johnson, Lonnie, 1990, 91, 92, 93
 Johnson, Reggie, 1987, 88, 89, 90
 Johnson, Tony, 1981, 82, 83
 Johnson, Wade, 1974, 76, 77
 Johnson, Wayne, 1967, 68, 69
 Johnston, Duke, 1967, 68, 69
 Jones, Bob, 1972, 73, 74
 Jones, Cedric, 1981, 82, 83, 84
 Jones, Cletis, 1983, 84, 85
 Jones, Donovan, 1967
 Jones, Fred, 1983, 84, 85, 86
 Jones, Hassan, 1982, 83, 84, 85
 Jones, Jerry, 1965, 66, 67
 Jones, Keith, 1978, 79, 80
 Jones, Keith, 1990
 Jones, Larry, 1973
 Jones, Marvin, 1990, 91, 92
 Jones, Phil, 1973, 74, 75
 Jones, Willie, 1975, 76, 77, 78
 Jordan, Jimmy, 1976, 77, 78, 79

K

Kaiser, Randy, 1973, 74
 Kalenich, Steve, 1950, 51, 52, 53
 Kalfas, Chris, 1947, 48
 Kanell, Danny, 1992, 93
 Karlowicz, John, 1951
 Keen, Chris, 1990, 91
 Kendell, Dick, 1948
 Kendrick, Dub, 1948, 49, 50
 Kestner, Ken, 1968, 69, 70
 Key, Larry, 1974, 75, 76, 77
 Keyes, Robert, 1976
 Kimber, Bill, 1957, 58
 Kincaid, Mike, 1975, 76, 77, 78
 Kinderman, Keith, 1961, 62
 King, Grady, 1978, 79, 80
 King, Phillip, 1990
 King, Ronnie, 1953, 54
 Kinnaman, Joe, 1966, 67
 Kinnan, Joe, 1966, 67

THE RECORD BOOK

Kinsey, Rocky, 1982, 83, 84
 Kissam, Larry, 1965, 66
 Kissner, Mike, 1974, 75, 76
 Klesius, Steve, 1959, 60, 61
 Knight, Mack, 1990, 91, 93
 Knox, Kevin, 1990, 91, 92, 93
 Kolbus, Marty, 1966
 Kratzert, Bill, 1947
 Kuipers, Jason, 1986, 87, 88

L
 Lamb, Ray, 1958, 59, 60
 Lanahan, John, 1969, 70, 71
 Lanier, Ken, 1977, 78, 79, 80
 LaSane, Bruce, 1987, 88, 89
 Laureano, Juan, 1992, 93
 Lazzaro, Greg, 1976, 77
 Lee, Amp, 1989, 90, 91
 Leggett, Jeff, 1974, 75, 76
 Leonard, Bud, 1953, 54, 55, 56
 Levings, John, 1960, 61, 62
 Lewis, Buzzy, 1971, 72, 73
 Lewis, Ronald, 1986, 87, 88, 89
 Liss, Sean, 1993
 Lockard, Ed, 1950
 Loftin, Jim, 1962
 Logan, Randy, 1968, 69
 Lohse, Bill, 1968, 69, 70
 Lombardi, Carmine, 1950
 Loner, Frank, 1966, 67, 68
 Long, Marcus, 1993
 Lopez, Pablo, 1984, 85
 Loucks, Garry, 1972
 Lowe, Ron, 1969
 Lowrey, Kelly, 1981, 82, 83
 Luallen, Eric, 1989
 Lundstrom, Brad, 1989, 90
 Lurie, Howard, 1964, 65
 Lyles, Mark, 1976, 77, 78, 79

Mc
 McClure, Don, 1947
 McConaughay, John, 1960, 61, 62
 McCormick, Gene, 1958, 59
 McCormick, Tom, 1981, 82, 83
 McCorvey, Errol, 1989, 90, 91
 McCorvey, Kez, 1991, 92, 93
 McCoy, Jerome, 1984
 McCrary, Brian, 1982, 83, 84
 McCullers, Dale, 1966, 67, 68
 McDougal, Tom, 1973
 McDowell, Bill, 1963, 64, 65
 McDowell, Gene, 1960, 61, 62
 McDuffie, Wayne, 1965, 66, 67, 68
 McEachern, Robert, 1968, 69, 70
 McGee, Joe, 1957, 58
 McGill, Eric, 1990, 91, 92
 McGowan, Mike, 1972
 McGowan, Paul, 1984, 85, 86, 87
 McIntosh, Toddrick, 1990, 91, 92, 93
 McKinnie, J. W., 1969, 70, 71
 McKinnon, Bobby, 1973, 74, 75
 McKinnon, Dennis, 1980, 81, 82
 McLaren, Scottie, 1990
 McLean, John, 1980, 81, 82, 83
 McLean, Richard, 1964, 66, 67
 McLean, Scott, 1979, 80, 81
 McManus, Danny, 1985, 86, 87
 McMillan, Charles, 1947
 McMillan, Eddie, 1970, 71, 72, 73
 McMillan, Jack, 1947
 McMillon, Tiger, 1991, 92
 McNease, Y.C., 1961, 62
 McNeil, Patrick, 1991, 92, 93
 McPhillips, Billy, 1973, 74, 75, 76

M
 Macek, Mark, 1977, 78, 79, 80
 Mack, Kim, 1982, 83, 84

MacLean, Ken, 1947, 48, 49
 MacKenzie, Dale, 1962, 63, 64
 Madden, John, 1978, 79, 80, 81
 Magalski, Paul, 1969, 70, 71
 Majors, Joe, 1957, 58, 59
 Makowiecki, Al, 1953, 54
 Malkiewicz, James, 1972, 73
 Maloy, Rudy, 1973, 74, 75, 76
 Malby, Duke, 1949, 50
 Mancini, Kevin, 1988, 89, 90, 91
 Mangan, Bob, 1964, 65, 66
 Mankins, Jim, 1965, 66
 Mann, Ed, 1952
 Manuel, Bo, 1947, 48, 49
 Marcus, Frank, 1948
 Marcus, Joe, 1948, 49
 Marion, Tyrant, 1992, 93
 Mason, Bill, 1988, 89, 90
 Massey, Harry, 1953, 54
 Massey, Jim, 1963, 64, 65
 Mathieson, Steve, 1974, 75, 76
 Matt, Prince, 1982, 83
 Matthews, Jay Mac, 1965, 66
 May, Monte, 1948, 49, 50
 Mayhew, Martin, 1984, 85, 86, 87
 Mead, Addison, Jr., 1947
 Melton, Leonard, 1947, 48, 49
 Menendez, Bob, 1966, 67
 Merma, John, 1988
 Merson, Bob, 1980, 81, 82
 Merson, Scott, 1982
 Meseroll, Mark, 1976, 77
 Meseroll, Scott, 1973, 74
 Messam, Wayne, 1993
 Messer, Doug, 1961, 62, 63
 Messinese, Jimmy, 1952, 53, 54
 Metts, Buck, 1953, 54, 55, 56
 Meyer, Carl, 1959, 60
 Middlebrooks, D.L., 1947
 Miles, David, 1971, 72
 Miller, Fred, 1973, 74, 75
 Milligan, Pat, 1981, 82, 83
 Mindlin, Jeremy, 1978, 79
 Minor, Roger, 1970, 71
 Mitchell, Doug, 1969
 Mitchell, Hodges, 1972, 73
 Mabley, Orson, 1982
 Montgomery, George, 1969
 Montgomery, Hal, 1966, 67, 68
 Montgomery, Howell, 1966, 67, 68
 Montgomery, John, 1969, 70, 71
 Moore, Paul, 1988, 89, 90, 91
 Moore, Ron, 1958, 59
 Moore, Ron, 1983
 Moran, Terry, 1958
 Moremen, Bill, 1965, 66, 67
 Morrical, Jerry, 1949
 Morris, Dan, 1983, 84
 Morris, Mike, 1988, 89, 90, 91
 Mosley, Ted, 1967, 68
 Moss, Anthony, 1987, 88, 89, 90
 Mowatt, Zeke, 1980, 81, 82
 Mowrey, Dan, 1991, 92, 93
 Munroe, Art, 1969, 70
 Murdock, Les, 1963, 64
 Murphy, John, 1972, 73, 74
 Musselman, Bill, 1954, 55, 56, 57
 Mustain, Don, 1959

N-O
 Nance, Jon, 1990, 92, 93
 Narramore, Lee, 1964
 Newell, Greg, 1984, 85, 86, 87
 Nichols, Gerald, 1982, 84, 85, 86
 Nicklaus, Steve, 1983
 Nellums, Bob, 1956, 57
 Nelson, Lee, 1974, 75
 Norris, Brent, 1971
 Odum, Billy, 1954, 55, 56

Oglesby, Paul, 1972
 Olsen, Jim, 1953
 O'Malley, Tom, 1985, 86, 87, 88
 O'Neal, Earl, 1950, 51, 52
 Oreair, Rick, 1970, 71, 72
 Orlando, Mark, 1973
 Osha, Dwight, 1949, 50
 Ostaszewski, Henry, 1988, 89, 90, 91
 Ostaszewski, Joe, 1988, 89, 90, 91
 Osteen, Billy, 1947
 Overby, Roger, 1974, 75, 77
 Owens, Gerald, 1992

P
 Pacifico, Al, 1953, 54, 55, 56
 Page, Mike, 1967
 Paige, Lee, 1982
 Pajic, Gary, 1966, 67, 68
 Palermo, John, 1972, 73
 Palmer, David, 1984, 85, 86, 87
 Palmer, Sterling, 1990, 91, 92
 Pantan, Pete, 1983, 84, 85
 Parish, Red, 1947, 48, 49
 Parker, Chris, 1988, 89
 Parker, Clint, 1970, 71
 Parks, John, 1985, 86
 Parris, Gary, 1970, 71, 72
 Parrish, Joe, 1963, 64, 65
 Pasquale, Paul, 1958
 Passwaters, Earl, 1972, 73
 Patterson, Jimm, 1992
 Pauldo, Willie, 1990
 Pederson, Don, 1968, 69, 70
 Peirce, Jason, 1990, 92
 Pell, John, 1968, 69
 Pendleton, Larry, 1966, 67, 68
 Pennie, Charles, 1965, 66
 Pennie, Frank, 1963, 64, 65
 Peterson, Dick, 1948, 49
 Petko, Joe, 1963, 64, 65
 Philp, Gerald, 1956, 57
 Pickard, Fred, 1958, 59
 Pickens, Chuck, 1967
 Pinckney, Maurice, 1989, 90
 Pittman, John, 1967, 68
 Pitts, David, 1964
 Piurowski, Paul, 1977, 78, 79, 80
 Platt, Sam, 1978, 79, 80
 Player, Scott, 1991
 Palak, Nat, 1951, 52
 Pope, Edwin, 1965, 66
 Pope, Melvin, Jr., 1957
 Ponder, David, 1980, 81, 82, 83
 Porter, Dave, 1974, 75, 76
 Pounds, Greg, 1972, 73
 Powell, Cliff, 1950
 Powell, Don, 1952, 53, 54, 55
 Prescott, Billy, 1976
 Preshwood, Tom, 1972
 Prinzi, Vic, 1954, 55, 56, 58
 Prior, Brad, 1976
 Pritchett, Ed, 1963, 64, 65
 Proctor, C.N., 1947
 Proctor, William Lee, 1955

Q-R
 Quigley, Bill, 1947, 48
 Quitley, Ed, 1947
 Quinn, John, 1949
 Ragans, Bill, 1987, 88, 89, 90
 Ragins, Smokey, 1973, 74, 75
 Rainey, Reese, 1971
 Ramsey, Greg, 1977, 78, 79
 Ratliff, Floyd, 1967
 Ratliff, Ron, 1970, 71, 72, 73
 Rebol, Todd, 1992, 93
 Reddick, Ernie, 1948, 49
 Render, Ricky, 1981, 82, 83
 Rendina, Mike, 1981, 82

Renn, Bobby, 1956, 57, 58
 Restivo, Sam, 1981, 82, 83
 Reynolds, Burt, 1954
 Reynolds, Detroit, 1973, 74, 75, 76
 Rhodes, Bill, 1966, 67, 68
 Rice, Barry, 1968, 69, 70
 Rice, Beryl, 1968, 69, 70
 Richardson, Bill, 1985
 Richardson, Ed, 1977, 78, 79
 Ridings, Jeff, 1974, 75, 76
 Riggs, Marty, 1985, 86, 87
 Riley, Eric, 1981, 83, 84
 Riley, Phillip, 1993
 Rimby, Bill, 1969, 70, 71
 Riopelle, Jerry, 1983, 84
 Riser, Butch, 1966
 Risk, Alan, 1975, 76
 Rivas, Vic, 1974, 75, 76
 Roberson, James, 1991, 92, 93
 Roberson, Ulysses, 1983, 84
 Roberts, Dave, 1987, 88, 89, 90
 Roberts, Gene, 1961, 62
 Roberts, Marion, 1961, 62, 63
 Roberts, Oscar, 1971, 72
 Roberts, Pete, 1965, 66, 67
 Robinson, Chuck, 1961, 62, 63
 Robinson, Terry, 1985
 Rodrigue, Ted, 1955, 56, 57
 Roe, Ken, 1981, 82, 83
 Rogers, Ramon, 1958, 59
 Romeo, Tony, 1958, 59, 60
 Ross, Grady, 1989, 90
 Ross, Keith, 1985, 86, 87, 88
 Rountree, Phil, 1947
 Rushing, Tom, 1975, 76, 77
 Russom, Kenneth, 1960, 61, 62
 Rust, Benny, 1969, 70
 Ryan, Eric, 1980, 81, 82

S

Salva, Mark, 1984, 85, 86, 87
 Sammons, Mike, 1969, 70
 Sanders, Deion, 1985, 86, 87, 88
 Sanders, Terry, 1976, 77, 78, 79
 Sanders, Tracy, 1985, 86, 87, 88
 Sanders, Troy, 1989, 90, 91, 92
 Sawyer, Bill, 1974, 75, 76
 Sawyer, Corey, 1992, 93
 Schilbrack, Scott, 1988
 Schmelz, Bob, 1948, 49, 50, 51
 Schmidt, Brian, 1975, 76, 77, 78
 Schmidt, Derek, 1984, 85, 86, 87
 Schomburger, Ron, 1954, 55, 56, 57
 Schrenker, Dave, 1985, 86
 Schuchts, Bart, 1986, 87
 Scott, Arthur, 1977, 78, 79, 80
 Scott, Carlton, 1984
 Scott, Kendrick, 1992, 93
 Scott, Stanley, 1983, 84, 85
 Sellers, Don, 1960
 Sellers, Mike, 1950, 51
 Sellers, Ron, 1966, 67, 68
 Senior, Corey, 1988
 Sexton, Billy, 1973
 Shaw, Bill, 1969, 70, 71, 72
 Sheppard, John, 1956, 57, 58
 Sherman, Travis, 1993
 Shinholser, Jack, 1963, 64, 65
 Shively, Randy, 1972
 Shiver, Clay, 1992, 93
 Shiver, Stan, 1985, 86, 87, 88
 Shumann, Mike, 1974, 75, 77
 Simmons, Ron, 1977, 78, 79, 80
 Simpson, Carl, 1990, 91, 92
 Sims, Jim, 1960, 61, 62
 Singletary, J. Keith, 1975, 76
 Slay, Steve, 1962
 Slicker, Tom, 1960, 61, 62
 Smiley, Anthony, 1983, 84

Smith, Abe, 1976, 77
 Smith, Barry, 1970, 71, 72
 Smith, Eric, 1991, 92, 93
 Smith, Kelvin, 1987, 88, 89
 Smith, Marquette, 1991, 93
 Smith, Mike, 1978, 79, 80
 Smith, Sammie, 1986, 87, 88
 Smith, Tony, 1982, 83, 84, 85
 Snell, David, 1970, 71, 72
 Snipes, Roosevelt, 1983, 84
 Snyder, Dave, 1961, 62, 63
 Salomon, Jesse, 1984, 85
 Southwood, Keith, 1984, 85
 Sowers, Craig, 1970
 Spain, Connell, 1993
 Sparkman, Don, 1971, 72, 73
 Spivey, John, 1957, 58, 59
 Spooner, Phil, 1963, 64, 65
 Staab, Ray, 1954
 Stallworth, David, 1989, 90, 91
 Stark, Jan, 1993
 Stark, Rohn, 1978, 79, 80, 81
 Stephens, John, 1964, 65, 66
 Stevenson, Robert, 1989, 90, 91, 92
 Stewart, Alan, 1987, 88, 89
 Stewart, Mike, 1976, 77
 Stiehl, Eric, 1984, 85, 86
 Strickland, Larry, 1970, 71, 72
 Strickland, Oliver, 1989
 Strickler, Joe, 1969, 70, 71
 Stockton, Andy, 1974, 75
 Stockstill, Rick, 1979, 80, 81
 Stokes, Jay, 1969, 70, 71
 Strauss, Buddy, 1948, 49
 Stroud, Todd, 1983, 84, 85
 Sudder, Rich, 1992
 Sumner, Avery, 1962, 63, 64
 Sumner, Walter, 1966, 67, 68
 Sutton, Lenny, 1986
 Swantic, Len, 1953, 54, 55, 56
 Swosowski, Bob, 1958, 59, 60
 Sytsma, Henry, 1962
 Szczepanik, Vic, 1949, 50, 51, 52

T

Tanks, Michael, 1986, 87, 88, 89
 Taylor, Henry, 1981, 82, 83, 84
 Taylor, Jimmy Lee, 1951, 52, 53, 54
 Taylor, Rick, 1983
 Taylor, Thurston, 1965, 66, 67
 Tensi, Steve, 1962, 63, 64
 Terry, Nat, 1976, 77
 Thames, Jon, 1973, 74, 75, 76
 Thorpe, Al, 1947
 Thomas, Curtis, 1985, 86
 Thomas, Danny, 1968, 69
 Thomas, Eric, 1983, 84, 85
 Thomas, Gerry, 1991
 Thomas, James, 1970, 71, 72
 Thomas, Rudy, 1974, 75, 76
 Thompson, Jim, 1982, 83, 84
 Thompson, Roy, 1951
 Thompson, Shelton, 1986, 87, 88, 89
 Thompson, Weegie, 1981, 82, 83
 Tillman, George, 1960
 Tomberlin, Pat, 1985, 86, 87, 88
 Trado, Jim, 1954
 Trancygier, Ed, 1960, 61
 Tully, Jack, 1947, 48
 Turk, Richard, 1950, 51, 52
 Turrel, Eric, 1990, 91
 Tuten, Rick, 1986, 87
 Tyre, Bill, 1961, 62
 Tyre, Lewis, 1992, 93
 Tyson, Jim, 1968, 69, 70

U-V

Ulmer, Al, 1957, 58, 59
 Unglaub, Kurt, 1976, 77, 78, 79

Urich, Bob, 1964, 65
 Urquhart, Whitney, 1948, 49
 Vanover, Tamarick, 1992, 93
 Verbinski, Joe, 1959, 60, 61
 Versprille, Pat, 1955, 56
 Vohun, Frank, 1967, 68, 69
 Voltapetti, Barry, 1980, 81

W

Wachtel, John, 1961, 62, 63, 64
 Walker, Clyde, 1975, 76, 77
 Walker, Stan, 1967, 68, 69
 Wall, Torledo, 1993
 Wallace, Lou, 1957
 Wallace, Ron, 1968, 69, 70
 Wallace, Wade, 1978, 79
 Waller, H.T., 1966
 Ward, Charlie, 1989, 91, 92, 93
 Warren, Scott, 1976, 77, 78, 79
 Warren, Terry, 1984, 85, 86, 87
 Warren, Tommy, 1968, 69, 70
 Watson, John, 1947
 Weaver, Billy, 1955, 56, 57
 Wells, Chuck, 1985
 Weldon, Casey, 1988, 89, 90, 91
 Wesley, Gil, 1977, 78, 79
 West, Tom, 1962, 63, 64
 Wessel, Joe, 1982, 83, 84
 Wetherell, T.K., 1965, 66, 67
 Wettstein, Max, 1963, 64, 65
 Wheeler, Tom, 1982, 83
 Whigham, Frank, 1970, 71
 White, Gaylon, 1984, 85, 86
 White, Randy, 1985, 86, 87
 White, Tom, 1969, 70
 Whitehead, Bud, 1958, 59, 60
 Whitehead, Willie, 1960
 Whitehurst, Dan, 1970, 71, 72
 Whitmer, Bob, 1951
 Whiting, Mike, 1978, 79, 80, 81
 Whittington, David, 1988
 Widner, Terry, 1982, 83
 Williams, Alphonso, 1985, 86, 87, 88
 Williams, Anthony, 1986
 Williams, Blair, 1981, 82
 Williams, Brian, 1981, 82, 83, 84
 Williams, Dayne, 1986, 87, 88
 Williams, Del, 1964, 65, 66
 Williams, Dick, 1947
 Williams, Eric, 1984, 85, 86, 87, 88
 Williams, Isaac, 1982, 83, 84, 85
 Williams, Phil, 1978, 79, 80, 81
 Williams, Pooh Bear, 1993
 Williams, Rhadney, 1993
 Williams, Ricky, 1979, 80, 81, 82
 Williams, Waldo, 1975, 76
 Williamson, Larry, 1965, 66
 Willis, Peter Tom, 1986, 88, 89
 Wilmot, Horace, 1983
 Wilson, Reinard, 1993
 Wimberly, John, 1990, 92
 Woodrich, Bob, 1950, 51, 52
 Woodham, Wally, 1977, 78, 79
 Woolford, Gary, 1975, 76
 Wooten, Jerry, 1963
 Wyche, John, 1987, 89, 90

X-Y-Z

Xanders, Brian, 1992
 Yeldell, Bill, 1968
 Yeomans, Tony, 1986, 87, 88, 89
 Young, Tommy, 1981, 82
 Zaffran, Ted, 1969, 70
 Zion, Harvey, 1966, 67, 68

SEMINOLE ALL-AMERICANS

1962

Gene McDowell (LB) AP (3)

1964

Fred Biletnikoff (SE) AP (1), FWA (1),
NEA (1), FN (1), NY NEWS (1),
UPI (2), AFC (2), **NCAA**

1966

Del Williams (OG) AP (2)

1967

Kim Hammond (QB) AP (2), UPI (2)
Ron Sellers (FL) AP (1), AFC (1),
NEA (1), FN (1), UPI (2),
FWA (2), **NCAA**

1968

Ron Sellers (FL) AP (1), AFC (1),
FN (1), SN (1), TIME (1),
UPI (2), NEA (2), FWA (2)
Dale McCullers (LB) NEA (1), AP (3)
Jack Fenwick (OL) AP (HM)
Bill Cappleman (QB) AP (HM)

1971

Rhett Dawson (WR) AP (3)

1972

Larry Strickland (LB) AP (HM)
Gary Huff (QB) AFC (1), GRID (1),
TIME (1), CH (1), CFW (1),
FN (2), UPI (2), AP (HM)
Barry Smith (WR) AFC (1), CH (1),
AP (2), UPI (2), US (2), FN (3)
James Thomas (DB) TIME (1),
CPFW (1), US (1)

1976

Ed Beckman (TE) AP (HM)
John Thames (DT) AP (HM)
Gil Wesley (C) FN (3)

1977

Wade Johnson (OG) AP (HM)
Willie Jones (DE) AP (HM)
Larry Key (RB) AP (HM)
Ron Simmons (MG) AP (HM),
FN (HM), FN (FR)
Nat Terry (DB) AP (HM)

1978

Jackie Flowers (WR) ... AP (HM), SN (HM)
Nate Henderson (OT) AP (HM)
Willie Jones (DE) UPI (2), AP (HM),
SN (HM)
Ron Simmons (MG) FN (3), AP (HM)

1979

Monk Bonasorte (DB) AP (3)
Jackie Flowers (WR) UPI (2), FN (2)
Mike Good (OG) AP (HM)
Jimmy Jordan (QB) SN (HM)

Ron Simmons (MG) AP (1), UPI (1),
CAMP, FN (1), KOD, **NCAA**
Scott Warren (DE) CH (1), AP (HM)
Gil Wesley (C) CH (1)

1980

Monk Bonasorte (DB) FN (2), AP (HM)
Bobby Butler (DB) NEA (1), AP (3)
Greg Futch (OG) AP (HM)
Reggie Herring (LB) AP (2)
Ken Lanier (OT) AP (2)
Mark Macek (OT) AP (HM)
Paul Piurowski (LB) AP (HM)
Ron Simmons (MG) UPI (1), KOD,
SN (1), FN (3), **NCAA**
Rohn Stark (P) KOD, UPI (1),
SN (1), FN (3)

1981

Greg Allen (TB) FN (FR)
Garry Futch (DT) AP (HM)
Tom McCormick (C) AP (HM)
Rohn Stark (P) SN (1), UPI (1),
NEA (1), HI (1)
Barry Voltapetti (OT) AP (HM)

1982

Greg Allen (TB) AP (HM)
Alphonso Carreker (DT) AP (HM)
Harvey Clayton (DB) AP (HM)
Jamie Dukes (OG) FN (FR)
Hassan Jones (WR) FN (FR)
Tom McCormick (C) AP (HM)
Isaac Williams (DL) FN (FR)
Ricky Williams (RB) AP (HM)
Tommy Young (LB) AP (HM)

1983

Greg Allen (TB) UPI (1), CAMP,
FN (2), AP (3), **NCAA**
Alphonso Carreker (DT) FN (3), AP (HM)
Tom McCormick (C) AP (HM)
Herbert Harp (OL) FN (HM)
Jamie Dukes (OG) FN (HM)

1984

Greg Allen (TB) CAMP, FN (1),
UPI (2), AP (3)
Louis Berry (P) AP (HM)
Jamie Dukes (OG) FN (2), AP (HM)
Jessie Hester (WR) AP (HM), FN (HM)
Derek Schmidt (KS) AP (HM)
Henry Taylor (ILB) AP (HM)

1985

Louis Berry (P) AP (HM)
Jamie Dukes (OG) CAMP, FWA (1),
UPI (2), AP (2), FN (3), **NCAA**
Chip Ferguson (QB) FN (FR-2)
Victor Floyd (TB) AP (HM)
John Ionata (OT) FN (HM), AP (HM)
Hassan Jones (WR) AP (HM)
Pablo Lopez (OT) FN (SO-3)
Martin Mayhew (CB) .. FN (HM), AP (HM)

Paul McGowan (ILB) ... FN (SO-2), AP (HM)
Gerald Nichols (DT) AP (HM)
Derek Schmidt (KS) ... UPI (HM), AP (HM)
Stan Shiver (SS) FN (FR-2)
Pat Tomberlin (OG) AP (HM)
Isaac Williams (OT) ... FN (HM), AP (HM)

1986

Louis Berry (P) AP (HM)
Pat Carter (TE) AP (HM)
Steve Gabbard (DT) FN (SO-2)
Fred Jones (ILB) AP (HM)
Jason Kuipers (OG) FN (SO-3)
Paul McGowan (ILB) AP (HM)
Gerald Nichols (DT) AP (HM)
Deion Sanders (CB) SN (1), AP (3),
FN (SO), UPI (HM)
Derek Schmidt (KS) AP (HM)
Sammie Smith (TB) FN (FR)
Pat Tomberlin (OG) .. AP (HM), FN (SO-2)

1987

Pat Carter (TE) SN (1), AP (2)
Herb Gainer (WR) AP (HM)
Odell Haggins (NG) AP (HM)
Eric Hayes (DT) AP (HM)
Jason Kuipers (OG) AP (HM)
Paul McGowan (ILB) AP (1), SN (1),
FN (1)
Deion Sanders (CB) AP (1), UPI (1),
FWA (1), SN (1), FN (1),
CAMP, KOD, SH, **NCAA**
Derek Schmidt (KS) AP (3)
Sammie Smith (TB) AP (HM)
Pat Tomberlin (OT) AP (3)
Terry Warren (OLB) AP (HM)

1988

Terry Anthony (WR) ... AP (HM), SN (HM)
Chip Ferguson (QB) ... AP (HM), UPI (HM)
Steve Gabbard (DT) AP (HM)
Odell Haggins (NG) AP (2), SN (HM)
Joey Ionata (OT) AP (HM)
Jason Kuipers (OG) AP (HM)
Bruce LaSane (WR) SN (HM)
Ronald Lewis (WR) AP (HM), SN (HM)
Deion Sanders (CB) AP (1), UPI (1),
FWA (1), SN (1), FN (1),
CAMP, KOD, **NCAA**
Stan Shiver (SS) AP (HM)
Kelvin Smith (ILB) AP (HM)
Sammie Smith (TB) AP (HM)
Pat Tomberlin (OT) AP (2), UPI (2),
SN (2), FN (2), CAMP
Dayne Williams (FB) SN (HM)

1989

Terry Anthony (WR) SN (HM)
LeRoy Butler (CB) AP (1), UPI (1),
CAMP, SN (HM), **NCAA**
Kirk Carruthers (ILB) SN (HM)
Dexter Carter (TB) SN (HM)
Lawrence Dawsey (WR) SN (HM)
Odell Haggins (NG) KOD, CAMP,
UPI (2), FN (2), SN (HM)

FSU'S CONSENSUS ALL-AMERICANS

Eric Hayes (DT) SN (HM), FN (3)
 Ronald Lewis (WR) SN (HM)
 Michael Tanks (C) AP (1), FWA (1),
 UPI (2), SN (HM)
 Peter Tom Willis (QB) UPI (HM),
 SN (HM)

1990
 Terrell Buckley (CB) AP (2), SN (2),
 FN (2)
 Lawrence Dawsey (WR) ... AP (1), FWA (1),
 SN (2), FN (3)
 Marvin Jones (ILB) AP (3)

1991
 Terrell Buckley (CB) AP (1), UPI (1),
 KOD, FWA (1), CAMP, SN (1),
 FN (1), SH (1), NCAA
 Kirk Carruthers (ILB) UPI (HM)
 Marvin Jones (ILB) AP (1), UPI (1),
 FWA (1), CAMP, SN (1), SH (1),
 FN (3), NCAA
 Amp Lee (TB) CAMP, FN (3),
 SH (HM), UPI (HM)
 Kevin Mancini (OT) UPI (HM)
 Patrick McNeil (OG) FN (FR)
 Casey Weldon (QB) CAMP, FN (1),
 SH (1), AP (2), SN (2), UPI (HM)

1992
 Derrick Brooks (OLB) FN (SO)
 Marvin Jones (ILB) AP (1), UPI (1),
 KOD (1), FWA (1), CAMP, SN (1),
 SH (1), FN (1), CPFW (1), NCAA
 Patrick McNeil (OG) FN (SO)
 Corey Sawyer (CB) AP (2), FN (2),
 UPI (HM), FN (SO)
 Robert Stevenson (OT) ... FN (2), UPI (HM)
 Lewis Tyre (OG) FN (FR)
 Tamarick Vanover (WR/KR) SN (1),
 CPFW (1), FN (FR)
 Charlie Ward (QB) AP (3), SN (2),
 UPI (HM), SH (HM)

1993
 Derrick Alexander (DE) FWA (1),
 UPI (2), AP (3), FN (SO)
 Derrick Brooks (OLB) AP (1), UPI (1),
 FWA (1), SH (1), KOD (1),
 CAMP (1), SN (1), FN (1), NCAA
 Patrick McNeil (OG) FN (3)
 Corey Sawyer (CB) CAMP,
 UPI (1), SN (1), FN (1), AP (2)
 Clay Shiver (C) FN (SO)
 Tamarick Vanover (WR) SN (2)
 Charlie Ward (QB) AP (1), UPI (1),
 FWA (1), SH (1), KOD (1),
 CAMP, SN (1), FN (1), NCAA

KEY — AP-Associated Press; UPI-United Press International; FN-Football News; AFC-American Football Coaches; NEA-Newspaper Enterprises Association; TIME-Time Magazine; NY NEWS-New York Daily News; SH-Scripps Howard; SN-Sporting News; FWA-Football Writers Association; KOD-Kodak; CAMP-Walter Camp; CPFW-College & Pro Football Weekly; GRID-Gridiron; HI-Hartford Insurance; CH-Churchmans; US-Universal Sports; NCAA-NCAA Consensus; (1) First Team; (2) Second Team; (3) Third Team; (HM) Honorable Mention; (FR) Freshman Team; (SO) Sophomore Team



1964
 FRED BILETNIKOFF



1967
 RON SELLERS



1979-80
 RON SIMMONS



1983
 GREG ALLEN



1985
 JAMIE DUKES



1987-88
 DEION SANDERS



1989
 LEROY BUTLER



1991
 TERRELL BUCKLEY



1991-92
 MARVIN JONES



1993
 DERRICK BROOKS



1993
 CHARLIE WARD

ALL-ACC & OTHER HONORS

FSU'S ALL-ACC PICKS

1993 FIRST TEAM

Clifton Abraham	CB
Derrick Alexander	DE
Ken Alexander	ILB
Derrick Brooks	OLB
Kez McCorvey	WR
Corey Sawyer	CB
Clay Shiver	C
Charlie Ward	QB

SECOND TEAM

Sean Jackson	TB
Lonnie Johnson	TE
Patrick McNeil	OG

THIRD TEAM

Scott Bentley	PK
Devin Bush	SS
Chris Cowart	OLB
Jon Nance	NG
Lewis Tyre	OG
Tamarick Vanover	WR

1992 FIRST TEAM

Derrick Brooks	OLB
Marvin Jones	ILB
Corey Sawyer	CB
Robert Stevenson	OT
Charlie Ward	QB

SECOND TEAM

Robbie Baker	C
Leon Fowler	FS
Patrick McNeil	OG
Tamarick Vanover	WR

ALL-SOUTH INDEPENDENT

1968 FIRST TEAM

Bill Cappleman	QB
John Crowe	DB
Jack Fenwick	OT
Dale McCullers	LB
Ron Sellers	FL

1969 FIRST TEAM

Tom Bailey	RB
Bill Cappleman	QB
Bill Lohse	LB
Robert McEachern	DL
Tim Tyson	TE
Ron Wallace	DE

1970 FIRST TEAM

Rhett Dawson	WR
Allen Dees	C
Robert McEachern	DL
James Thomas	DB
Tommy Warren	QB

HONORABLE MENTION

Tom Bailey	RB
Duane Carrell	P
Frank Fontes	KS
Bill Lohse	LB
Eddie McMillian	DB

1971 FIRST TEAM

Rhett Dawson	WR
Frank Fontes	KS
Gary Huff	QB

Larry Strickland	LB
Joe Strickler	DT
James Thomas	DB

HONORABLE MENTION

Charles Hunt	DL
Bill Shaw	DL
Dan Whitehurst	DL

1972 FIRST TEAM

Phil Arnold	OG
Gary Huff	QB
Hodges Mitchell	RB
Gary Parris	TE
Barry Smith	WR
Larry Strickland	LB
Honorable Mention	
James Thomas	DB

1973 HONORABLE MENTION

Don Sparkman	OT
--------------------	----

1974 FIRST TEAM

Burt Cooper	LB
Mike Shumann	WR

SECOND TEAM

Joe Downey	P
Greg Johnson	DL
Larry Key	RB

HONORABLE MENTION

Leon Bright	RB
Jeff Gardner	OG
Joe Goldsmith	TE

1975 FIRST TEAM

Jeff Gardner	OG
Bobby Jackson	DB

HONORABLE MENTION

Leon Bright	RB
Aaron Carter	LB
Willie Jones	DT
Larry Key	RB
Lee Nelson	DB
Mike Shumann	WR
Clyde Walker	QB

1976 FIRST TEAM

Ed Beckman	TE
Jon Thames	OT

1977 FIRST TEAM

Wade Johnson	OG
Willie Jones	DE
Larry Key	RB
Mike Shumann	WR
Nat Terry	DB

SECOND TEAM

Bill Duley	P
Ron Simmons	MG



Safety Devin Bush is determined to move up the All-ACC ladder to first team during his junior season.

1978 FIRST TEAM

Jackie Flowers	WR
Mike Good	OG
Nate Henderson	OT
Willie Jones	DE
Ron Simmons	MG

SECOND TEAM

Dave Cappelen	KS
Jimmy Jordan	QB

1979 FIRST TEAM

Jackie Flowers	WR
Mike Good	OG
Ken Lanier	OT
Scott Warren	DE
Ron Simmons	MG

SECOND TEAM

Monk Bonasorte	DB
Bobby Butler	DB
Dave Cappelen	PK
Reggie Herring	LB
Mark Lyles	RB

1980 FIRST TEAM

Monk Bonasorte	DB
Bobby Butler	DB
Bill Capece	PK
Greg Futch	OG
Reggie Herring	LB
Ken Lanier	OT
Mark Macek	DT
Rohn Stark	P

SECOND TEAM

Garry Futch	DT
Paul Piurowski	LB
Sam Platt	RB

1981 FIRST TEAM

Jarvis Coursey	DE
Tom McCormick	C
Rohn Stark	P
Barry Voltapetti	OT

SECOND TEAM

Sam Childers	TE
Garry Futch	DT
James Harris	DB
Mike Whiting	RB
Greg Allen	RB

1982 FIRST TEAM

Greg Allen	RB
Tom McCormick	C
Alphonso Carreker	DT
Harvey Clayton	DB

SECOND TEAM

Larry Harris	DB
Jessie Hester	WR
Kelly Lowrey	QB
Ricky Render	OL
Ken Roe	LB
Ricky Williams	RB
Tommy Young	LB

1983 FIRST TEAM

Greg Allen	RB
Alphonso Carreker	DT
Tom McCormick	C

SECOND TEAM

Jamie Dukes	OG
John Ionata	OT
Weegie Thompson	WR

1984 FIRST TEAM

Greg Allen	RB
Louis Berry	P
Jamie Dukes	OG
Jessie Hester	WR
Derek Schmidt	KS
Henry Taylor	ILB

SECOND TEAM

John Ionata	OT
-------------	----

1985 FIRST TEAM

Jamie Dukes	OG
John Ionata	OT
Hassan Jones	WR
Derek Schmidt	KS
Paul McGowan	ILB
Isaac Williams	DT

SECOND TEAM

Pat Tomberlin	OG
Victor Floyd	TB
Martin Mayhew	CB
Gerald Nichols	DT

1986 FIRST TEAM

Louis Berry	P
Gerald Nichols	DT
Pat Carter	TE
Paul McGowan	ILB
Deion Sanders	CB
Pat Tomberlin	OT

SECOND TEAM

Herb Gainer	WR
Fred Jones	ILB
Derek Schmidt	KS

1987 FIRST TEAM

Pat Carter	TE
Eric Hayes	DT
Paul McGowan	ILB
Deion Sanders	CB
Derek Schmidt	KS
Sammie Smith	TB
Pat Tomberlin	OT
Terry Warren	OLB

SECOND TEAM

Odell Haggins	NG
Herb Gainer	SE
Jason Kuipers	OG

1988 FIRST TEAM

Terry Anthony	WR
Pat Tomberlin	OT
Jason Kuipers	OG
Odell Haggins	NG
Deion Sanders	CB

SECOND TEAM

Ronald Lewis	WR
Joey Ionata	OT
Chip Ferguson	QB
Sammie Smith	TB
Steve Gabbard	DT
Kelvin Smith	ILB
Stan Shiver	SS

1989 FIRST TEAM

Michael Tanks	C
Peter Tom Willis	QB
John Brown	OT
Lawrence Dawsey	WR
Odell Haggins	NG
LeRoy Butler	CB
Kirk Carruthers	ILB

SECOND TEAM

Eric Hayes	DT
Shelton Thompson	OLB

1990 FIRST TEAM

Lawrence Dawsey	WR
Terrell Buckley	CB
Marvin Jones	ILB
Amp Lee	TB
Mike Morris	OG

SECOND TEAM

Kirk Carruthers	ILB
Reggie Johnson	TE
Hayward Haynes	OG
Edgar Bennett	FB
Bill Ragans	SS

1991 FIRST TEAM

Terrell Buckley	CB
Kirk Carruthers	ILB
Marvin Jones	ILB
Amp Lee	TB
Kevin Mancini	OT
Mike Morris	OG
Carl Simpson	DE
Casey Weldon	QB

SECOND TEAM

Edgar Bennett	FB
Howard Dinkins	OLB
Robert Stevenson	OT

LITTLE ALL-AMERICANS

1948	Hugh Adams (T)
1949	Hugh Adams (T)
1950	Jerry Morrill (T)
1951	Bill Dawkins (G)
1952	Curt Campbell (E)
1954	Al Makowiecki (G)

SEMINOLES IN THE NFL

Deion Sanders, Terrell Buckley, Lawrence Dawsey, Hassan Jones, Rohn Stark, Edgar Bennett and Amp Lee. Just a few of the many Seminoles who have traveled the well-worn path between Tallahassee and the National Football League since Bobby Bowden's arrival at Florida State in 1976.

Of 131 FSU players drafted since 1951, 77, or 59 percent, played under Bowden during his 18-year tenure at Florida State. Of those 72 Bowden draftees, 51 spent at least one complete season on an NFL roster.

Since the end of the 1987 season alone, a total of 40 Seminoles have been selected in the NFL draft. True to form, Florida State produced another bumper crop of talent in 1993, sending six players to the next league.

Those six were led by fullback William Floyd who entered the 1994 draft as a junior and was selected by the San Francisco 49ers with the 28th pick of the first round. Floyd was one of four offensive players taken in the NFL draft with senior tight end Lonnie Johnson the next highest pick as he was nabbed in the second round by the Buffalo Bills. Early entrant Corey Sawyer joined a legion of Seminole cornerbacks in the pros when Cincinnati selected him in the fourth round. Also going in that round was senior runningback Sean Jackson by Houston. Kevin Knox joined Johnson with the Bills in the sixth round, and defensive tackle Toddrick McIntosh was selected by the World Champion Dallas Cowboys in the seventh round.

The 1992 draft also sported six Seminoles getting the call from NFL

teams, but the headliner was Marvin Jones who was selected higher than any Seminole has ever been.

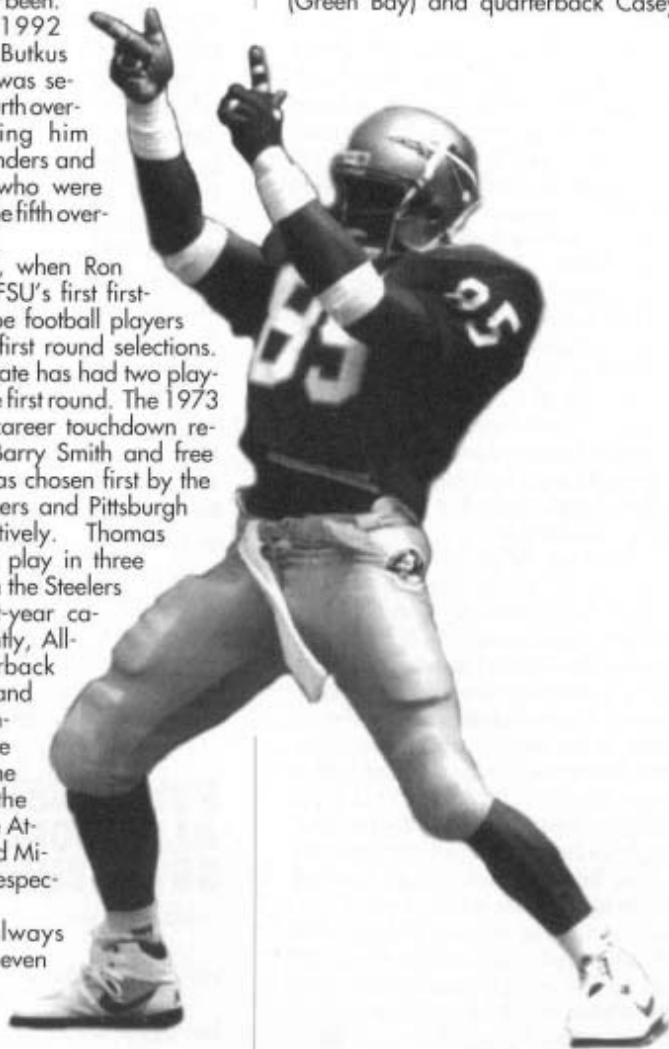
Jones, the 1992 Lombardi and Butkus Award winner, was selected with the fourth overall pick elevating him above Deion Sanders and Terrell Buckley who were both taken with the fifth overall pick.

Since 1969, when Ron Sellers became FSU's first first-rounder, 12 Tribe football players have been NFL first round selections. Twice, Florida State has had two players selected in the first round. The 1973 draft saw FSU career touchdown reception leader Barry Smith and free safety J.T. Thomas chosen first by the Green Bay Packers and Pittsburgh Steelers, respectively. Thomas would go on to play in three Super Bowls with the Steelers during his eight-year career. More recently, All-America cornerback Deion Sanders and single season rushing leader Sammie Smith went in the first round of the 1989 draft to the Atlanta Falcons and Miami Dolphins, respectively.

It hasn't always been the first, or even second, round Seminoles who have made the

greatest impression on the NFL. Jesse Solomon and Garth Jax are examples of late round selections who are still in the league after nine years. Offensive lineman Jamie Dukes and punter Rick Tuten were never drafted, but signed free agent contracts and have enjoyed successful pro careers. Marion Butts, who lagged in the shadows of Smith at FSU, was drafted in the seventh round in 1989 and has become an NFL Pro Bowl player.

In 1992, 12 of Florida State's 23 seniors were drafted or signed free agent contracts. Of those, six players spent all or part of the next season on a professional roster. The Tribe's entire 1991 starting backfield was drafted — tailback Amp Lee (San Francisco) in the second round, fullback Edgar Bennett (Green Bay) and quarterback Casey



Weldon (Philadelphia) in the fourth. They were joined by former Seminole teammates Terrell Buckley (Green Bay), Howard Dinkins (Atlanta) and Brad Johnson (Minnesota) in making FSU's 1992 draft class one of its most successful. The total number of Seminole alumni in the NFL, counting the 1994 draftees as members, is 41.

Without a doubt, FSU's greatest pro ever was Oakland Raiders wide receiver Fred Biletnikoff, a 1964 All-American at Florida State who starred for 13 seasons with the Silver and Black and made the Pro Bowl four times during a five-year span. Biletnikoff played in nine AFL/AFC title games and a pair of Super Bowls, earning Most Valuable Player honors in Super Bowl XI. In 1988, he became the first former Seminole elected to the Pro Football Hall of Fame.

Florida State continues to build on its reputation as "Cornerback U." with its professional draft choices. A listing of former Seminoles in the NFL by position shows that Florida State has sent more defensive backs to the league than any other position. Nineteen FSU grads have roamed the secondary for professional teams. They may have had to cover one of 16 former Seminoles who played receiver in the pros. There have been 12 defensive linemen and 11 FSU linebackers in professional football.

A total of 14 NFL running backs wore the Garnet and Gold, while eight offensive linemen went to Florida State. Eight tight ends and eight former FSU quarterbacks made it at least one season in pro football.

Entering 1994, 25 former Seminoles are on professional rosters and several have had long and illustrious careers, including defensive back Bobby Butler of the Atlanta Falcons and Denver Broncos offensive lineman Ken Lanier, both of whom recently retired after 12 years in the league. Over the years, nine former Seminoles have played in Super Bowls. Six former FSU stars, including two sport standout Deion Sanders, have been selected to the Pro Bowl.

In the history of college football, few programs can boast of seven consecutive top five national finishes. Yet, nothing speaks louder of Florida State's success during this span than the number of Seminoles that have "graduated" to the National Football League. 🍌

1994 FSU PROFESSIONAL SIGNINGS

PLAYER	ROUND	TEAM
William Floyd, FB	1st	San Francisco 49ers
Lonnie Johnson, TE	2nd	Buffalo Bills
Corey Sawyer, CB	4th	Cincinnati Bengals
Sean Jackson, TB	4th	Houston Oilers
Kevin Knox, WR	6th	Buffalo Bills
Toddrick McIntosh, DT	7th	Dallas Cowboys
Ken Alexander, ILB	Free Agent	Kansas City Chiefs
Matt Frier, WR	Free Agent	Chicago Bears

CURRENT NFL ROSTERED PLAYERS

Shannon Baker	Indianapolis Colts
Edgar Bennett	Green Bay Packers
Terrell Buckley	Green Bay Packers
LeRoy Butler	Green Bay Packers
Marion Butts	New England Patriots
Dexter Carter	San Francisco 49ers
Pat Carter	Los Angeles Rams
Lawrence Dawsey ...	Tampa Bay Buccaneers
Howard Dinkins	Atlanta Falcons
Dan Footman	Cleveland Browns
Reggie Freeman	New Orleans Saints
Jessie Hester	Indianapolis Colts
Garth Jax	Arizona Cardinals
Brad Johnson	Minnesota Vikings
Reggie Johnson	Denver Broncos
Marvin Jones	New York Jets
Amp Lee	Minnesota Vikings
Ronald Lewis	Green Bay Packers
Martin Mayhew ...	Tampa Bay Buccaneers
Sterling Palmer	Washington Redskins
Deion Sanders	Atlanta Falcons
Carl Simpson	Chicago Bears
Rohn Stark	Indianapolis Colts
Rick Tuten	Seattle Seahawks
Casey Weldon	Tampa Bay Buccaneers

FSU CONSENSUS ALL-ROOKIE SELECTIONS

Bobby Jackson	New York Jets	1987
Alphonso Carreker ...	Green Bay Packers	1984
Lawrence Dawsey ...	Tampa Bay Buccaneers	1991

FSU SUPER BOWL PARTICIPANTS

Fred Biletnikoff	Oakland Raiders	1968, 1977
J.T. Thomas	Pittsburgh Steelers	1974, 1975, 1979
Willie Jones	Oakland Raiders	1980
Dennis McKinnon	Chicago Bears	1985
Ken Lanier	Denver Broncos	1986, 1987, 1988, 1989
Zeke Mowatt	New York Giants	1986
Alphonso Carreker	Denver Broncos	1989
Rick Tuten	Buffalo Bills	1991
Martin Mayhew	Washington Redskins	1992

FSU'S PRO BOWL SELECTIONS

Fred Biletnikoff	Oakland Raiders	1971, 72, 74, 75
J.T. Thomas	Pittsburgh Steelers	1978
Rohn Stark	Indianapolis Colts	1986, 87, 91, 93
Marion Butts	San Diego Chargers	1991
Deion Sanders	Atlanta Falcons	1992, 93, 94
LeRoy Butler	Green Bay Packers	1994

FLORIDA STATE ALL-TIME NFL LIST

PLAYER	TEAM (YEARS)	DRAFT ROUND
Allen, Greg (RB)	Cleveland Browns (1985); Tampa Bay Buccaneers (1986)	2nd (1985)
Amman, Richard (DE)	Baltimore Colts (1972-73)	10th (Dallas-1972)
Anthony, Terry (WR)	Tampa Bay Buccaneers (1990-92)	11th (1990)
Avezzano, Joe (C)	New England Patriots (1966)	6th (1966)
Bailey, Tom (RB)	Philadelphia Eagles (1971-74)	10th (1971)
Baker, Shannon (WR)	Atlanta Falcons (1993); Indianapolis Colts (1993-)	8th (1993)
Beckman, Ed (TE)	Kansas City Chiefs (1977-84)	Free Agent
Bennett, Edgar (FB)	Green Bay Packers (1992-)	4th (1992)
Berry, Louis (P)	Atlanta Falcons (1987)	Free Agent
Biletnikoff, Fred (WR)	Oakland Raiders (1965-78)	2nd (1968)
Bright, Leon (RB)	New York Giants (1981-83); Tampa Bay Buccaneers (1984-85)	Free Agent
Buckley, Terrell (CB)	Green Bay Packers (1993-)	1st (1993)
Butler, Bobby (CB)	Atlanta Falcons (1981-93)	1st (1981)
Butler, LeRoy (CB)	Green Bay Packers (1990-)	2nd (1990)
Butts, Marion (RB)	San Diego Chargers (1989-93); New England Patriots (1994-)	7th (1989)
Capece, Bill (KS)	Tampa Bay Buccaneers (1981-83)	12th (Oilers-1981)
Cappleman, Bill (QB)	Minnesota Vikings (1970); Detroit Lions (1973)	2nd (1970)
Carreker, Alphonso (DT)	Green Bay Packers (1984-88); Denver Broncos (1989-93)	1st (1984)
Carroll, Duane (P)	Dallas Cowboys (1974); Los Angeles Rams (1975); New York Jets (1976-77); St. Louis Cardinals (1977)	Free Agent
Carter, Dexter (RB)	San Francisco 49ers (1990-)	1st (1990)
Carter, Pat (TE)	Detroit Lions (1988); Los Angeles Rams (1989-)	2nd (1988)
Clayton, Harvey (CB)	Pittsburgh Steelers (1983-86); New York Giants (1987)	Free Agent
Coffield, Randy (LB)	Seattle Seahawks (1976); New York Giants (1978-79)	10th (1976)
Cooper, Bert (LB)	Tampa Bay Buccaneers (1976)	12th (Jets-1975)
Curchin, Jeff (OL)	Chicago Bears (1970); Buffalo Bills (1972)	6th (1970)
Dawsey, Lawrence (WR)	Tampa Bay Buccaneers (1991-)	3rd (1991)
Dawson, Bill (LB/TE/DE)	New England Patriots (1965)	19th (1964)
Dawson, Rhett (WR)	Houston Oilers (1972); Minnesota Vikings (1973)	10th (1972)
Dinkins, Howard (OLB)	Atlanta Falcons (1992-)	3rd (1992)
Dodge, Dedrick (DB)	Seattle Seahawks (1991-93)	Free Agent
Dukes, Jamie (OL)	Atlanta Falcons (1986-93)	Free Agent
Feamster, Tom (T)	Baltimore Colts (1956)	Free Agent
Fenner, Lane (WR)	San Diego Chargers (1968)	7th (1968)
Floyd, Victor (RB)	San Diego Chargers (1989)	11th (1989)
Footman, Dan (DE)	Cleveland Browns (1993-)	2nd (1993)
Freeman, Reggie (DE)	New Orleans Saints (1993-)	2nd (1993)
Gabbard, Steve (OT)	Philadelphia Eagles (1989); Green Bay Packers (1991)	Free Agent
Gaydos, Kent (WR)	Green Bay Packers (1975)	12th (Raiders-72)
Glass, Chip (TE)	Cleveland Browns (1969-73); New York Giants (1974)	3rd (1969)
Gray, Hector (DB)	Detroit Lions (1981-83)	Free Agent
Guthrie, Grant (K)	Buffalo Bills (1970-73)	6th (1970)
Haggins, Odell (NG)	San Francisco 49ers (1990-91); Buffalo Bills (1992)	9th (1990)
Hammond, Kim (QB)	Miami Dolphins (1968); New England Patriots (1968-70)	6th (1968)
Hayes, Eric (DT)	Seattle Seahawks (1990-92)	5th (1990)
Hendley, Jim (C)	Atlanta Falcons (1987)	Free Agent
Hermann, Dick (LB)	Oakland Raiders (1965)	Free Agent
Hester, Jessie (WR)	Los Angeles Raiders (1985-87); Atlanta Falcons (1988); Indianapolis Colts (1990-)	1st (1985)
Hester, Ron (LB)	Miami Dolphins (1982-84)	6th (1982)
Huff, Gary (QB)	Chicago Bears (1973-77); Tampa Bay Buccaneers (1977-78); San Francisco 49ers (1980)	2nd (1973)
Hunt, Charles (LB)	San Francisco 49ers (1973); Tampa Bay Buccaneers (1976)	10th (1973)
Jackson, Bobby (DB)	New York Jets (1978-85)	6th (1978)
Jax, Garth (LB)	Dallas Cowboys (1986-88); Arizona Cardinals (1989-)	11th (1986)
Johnson, Brad (QB)	Minnesota Vikings (1992-)	9th (1992)
Johnson, Greg (DT)	Chicago Bears (1977); Tampa Bay Buccaneers (1977); Baltimore Colts (1977)	5th (Eagles-1977)

THE RECORD BOOK

PLAYER	TEAM (YEAR)	DRAFT ROUND
Johnson, Reggie (TE)	Denver Broncos (1991-)	2nd (1991)
Jones, Hassan (WR)	Minnesota Vikings (1986-93); Kansas City Chiefs (1993-)	5th (1986)
Jones, Fred (LB)	Kansas City Chiefs (1987)	Free Agent
Jones, Marvin (ILB)	New York Jets (1993-)	1st (1993)
Jones, Willie (DE)	Oakland Raiders (1979-82)	2nd (1979)
Kimber, Bill (DE)	New York Giants (1959-60); New England Patriots (1961)	Free Agent
Kinderman, Keith (RB)	San Diego Chargers (1963-64); Houston Oilers (1965-68)	3rd (1963)
Lanier, Ken (OT)	Denver Broncos (1981-92)	5th (1981)
Lee, Amp (TB)	San Francisco 49ers (1992-93); Minnesota Vikings (1994-)	2nd (1992)
Lewis, Ronald (WR)	San Francisco 49ers (1990-91); Green Bay Packers (1992-)	3rd (1990)
Mack, Kim (DB)	Seattle Seahawks (1987)	Free Agent
Majors, Joe (DB)	Houston Oilers (1960)	Free Agent
Mankins, Jim (RB)	Atlanta Falcons (1967)	12th (Packers-66)
Mayhew, Martin (CB)	Washington Redskins (1989-92); Tampa Bay Buccaneers (1993-)	10th (Bills-1988)
McCullers, Dale (LB)	Miami Dolphins (1969)	12th (Rams-1969)
McKinnon, Dennis (WR)	Chicago Bears (1983-89); Dallas Cowboys (1990); Miami Dolphins (1990-91)	Free Agent
McLean, Scott (LB)	Dallas Cowboys (1983)	Free Agent
McManus, Danny (QB)	Kansas City Chiefs (1988)	11th (1988)
McMillan, Eddie (CB)	Los Angeles Rams (1973-75); Seattle Seahawks (1976-77/Expansion Draft); Buffalo Bills (1978)	4th (1973)
Meseroll, Mark (T)	New Orleans Saints (1978)	Free Agent
Moss, Anthony (LB)	New York Giants (1991)	5th (1991)
Mowatt, Zeke (TE)	New York Giants (1983-89); New England Patriots (1990-91)	Free Agent
Murdock, Les (K)	New York Giants (1967)	Free Agent
Nelson, Lee (DB)	St. Louis Cardinals (1976-85)	15th (1976)
Nichols, Gerald (DT)	New York Jets (1987-90); Tampa Bay Buccaneers (1991-93)	7th (1987)
Paige, Lee (DB)	Tampa Bay Buccaneers (1987)	Free Agent
Palmer, Sterling (DE)	Washington Redskins (1993-)	4th (1993)
Parris, Gary (TE)	San Diego Chargers (1973-74); Cleveland Browns (1975-78); St. Louis Cardinals (1979-80)	15th (1973)
Ponder, David (DT)	Dallas Cowboys (1985)	Free Agent
Renn, Bobby (DB/WR)	New York Jets (1961)	Free Agent
Romeo, Tony (TE)	Kansas City Chiefs (1961); New England Patriots (1962-67)	19th (Wash-1961)
Sanders, Deion (CB)	Atlanta Falcons (1989-93)	1st (1989)
Scott, Stanley (DE)	Miami Dolphins (1987)	Free Agent
Sellers, Ron (WR)	New England Patriots (1969-71); Dallas Cowboys (1972); Miami Dolphins (1973)	1st (1969)
Shumann, Mike (WR)	San Francisco 49ers (1978-79); Tampa Bay Buccaneers (1980); San Francisco 49ers (1981); St. Louis Cardinals (1982-83)	Free Agent
Simpson, Carl (DE)	Chicago Bears (1993-)	2nd (1993)
Smith, Barry (WR)	Green Bay Packers (1973-75); Tampa Bay Buccaneers (1976/Expansion Draft)	1st (1973)
Smith, Sammie (RB)	Miami Dolphins (1989-91); Denver Broncos (1992)	1st (1989)
Solomon, Jesse (LB)	Minnesota Vikings (1986-89); Dallas Cowboys (1990); Tampa Bay Buccaneers (1991-92); Atlanta Falcons (1993)	12th (1986)
Stark, Rohn (P)	Indianapolis Colts (1982-)	2nd (1982)
Summer, Walt (DB)	Cleveland Browns (1969-74)	7th (1969)
Tensi, Steve (QB)	San Diego Chargers (1965-66); Denver Broncos (1967-70)	4th (1965)
Terry, Nat (DB)	Pittsburgh Steelers (1978); Detroit Lions (1978)	11th (1978)
Thomas, J.T. (FS)	Pittsburgh Steelers (1973-77, 79-81); Denver Broncos (1982)	1st (1973)
Thompson, Weegie (WR)	Pittsburgh Steelers (1984-89)	4th (1984)
Tomberlin, Pat (OT)	Indianapolis Colts (1989-91)	4th (1989)
Tuten, Rick (P)	Philadelphia Eagles (1989); Buffalo Bills (1990); Seattle Seahawks (1991-)	Free Agent
Weldon, Casey (QB)	Philadelphia Eagles (1992); Tampa Bay Buccaneers (1993-)	4th (1992)
Wettstein, Max (TE)	Denver Broncos (1966)	Free Agent
Whitehead, Bud (S)	San Diego Chargers (1961-68)	16th (1961)
Williams, Del (C)	New Orleans Saints (1967-73)	3rd (1967)
Willis, Peter Tom (QB)	Chicago Bears (1990-93)	3rd (1990)
Woolford, Gary (S)	New York Giants (1980)	6th (Oilers-1977)

SEMINOLE AWARD WINNERS

SEMINOLE RETIRED NUMBERS

Since Florida State University first fielded an intercollegiate football team 46 years ago, only four numbers have been retired. Those numbers — 17, 25, 34, and 50 — belonged to four of the greatest players in Florida State football history — Charlie Ward, Fred Biletnikoff, Ron Sellers and Ron Simmons.

**FRED BILETNIKOFF**

Biletnikoff played wide receiver at Florida State from 1961-64 under Head Coach Bill Peterson. He was FSU's first consensus All-American. As a senior, he ranked fourth in the nation with 57 receptions for 11 touchdowns, not including four touchdown catches in the Gator Bowl. Following his collegiate success, Biletnikoff went on to star for the Oakland Raiders of the National Football League for 14 years. During that time, he played in four Pro Bowls and was the Most Valuable Player of Super Bowl XI.

**RON SELLERS**

Sellers remains the most prolific receiver in FSU history. He held most of the NCAA receiving records from the end of his senior season in 1968 until 1987. A flanker for Florida State from 1966 to 1968, he accumulated 3,979 yards on 240 receptions. Sellers' career was marked by consistency, quality and quantity. He caught passes in 30 consecutive games, averaging 119.9 yards per game. Sellers also led Florida State to three bowl games during his playing days.

**RON SIMMONS**

The greatest defender in Florida State history, Ron Simmons' number 50 was retired in 1988. Simmons anchored the center of the defense that took FSU to a pair of Orange Bowl appearances in 1979 and 1980, resulting in FSU's highest national rankings ever at that time. A dominating noseguard and the Tribe's first two-time consensus All-American, Simmons seemed to camp out in opponents' backfields. He totalled 25 quarterback sacks and 44 tackles for loss — both Florida State records — during his career. He is the lone Seminole defender to have his number retired.

**CHARLIE WARD**

One of the most honored athletes in the history of college football, Charlie Ward's jersey was retired during a ceremony in Doak Campbell Stadium celebrating his Heisman Trophy. Ward led the Seminoles to the 1993 national championship and set 19 school and seven ACC records while starting two years at quarterback. A consensus All-American, Ward won over 30 individual awards in addition to the Heisman. In addition to becoming FSU's all-time total offense leader with 6,636 yards, he also has the highest completion rate for a career (62.3%) and lowest interception percentage (2.90). Ward set the FSU record for TD passes in a season with 27 in 1993. (For more information on Ward, see 1993 Season In Review section.)

25 FRED BILETNIKOFF

WIDE RECEIVER, 1962-64

1988 NFL PRO FOOTBALL HALL OF FAME

1991 COLLEGE FOOTBALL HALL OF FAME

Fred Biletnikoff started catching passes in high school in Erie, Pa., continued at Florida State, and went on to star with the Oakland Raiders.

In 1964, Biletnikoff ranked fourth in the nation with 57 receptions for 11 touchdowns. The Seminoles' first consensus All-American, he capped a super year with four touchdown catches in the Gator Bowl.

Biletnikoff was drafted by the Oakland Raiders in the second round of the 1965 draft. He went on to make the AFL all-star team twice and was selected to four AFC-NFC Pro Bowls in five years. He played in nine AFL/AFC title games, two Super Bowls and was the MVP of Super Bowl XI.

When his 14-year professional career came to an end after the 1978 season, Biletnikoff had caught 589 passes for 8,974 yards and 76 touchdowns. The Raiders never had a losing season during Biletnikoff's tenure; he caught 40 or more passes in 10 straight years.

In 1988, he became the first Seminole inducted into the Professional Football Hall of Fame. Three years later, he joined Ron Sellers, as the only Florida State alumni in the College Football Hall of Fame.

34 RON SELLERS

WIDE RECEIVER, 1966-68

1988 COLLEGE FOOTBALL HALL OF FAME

In December of 1988, former Seminole great and 1968 consensus All-American Ron Sellers became the first FSU player inducted into the College Football Hall of Fame.

The Palm Beach, Fla. native owned the NCAA receiving records for over 20 years. From 1966-68, Sellers caught 212 passes for 3,598 yards for Florida

State. He averaged 119.9 yards per game and caught passes in a record 30 consecutive games. He had 18 100-yard receiving days and five 200-yard games. He still owns nearly every Florida State receiving record. Sellers caught 13 or more passes in a game seven times during his career.

The Seminoles played in three bowl games during the Sellers era. A player labeled "can't play, too fragile" by Coach Bill Peterson at first, Sellers was later called "simply the best college receiver I ever saw".

38 PAUL MCGOWAN

INSIDE LINEBACKER, 1984-87
1987 BUTKUS AWARD WINNER

Calling the Butkus Award for linebackers, "the Heisman of the Bad Guys", FSU inside linebacker Paul McGowan accepted the award from Dick Butkus himself in December of 1987.

The 6-1, 230-pound McGowan won the award by a one-point margin over Ohio State's Chris Spielman. McGowan won the award based on a senior season in which he tallied 150 tackles, including 97 solo stops and 11 behind the line of scrimmage. He was named to the Associated Press, Sporting News and Football News first team All-America squads.

2 DEION SANDERS

CORNERBACK, 1985-88
1988 JIM THORPE AWARD

One of the best athletes ever to wear a Florida State uniform, cornerback Deion Sanders won the Jim Thorpe Award as the top defensive back of 1988.

Sanders collected the prize after a career which saw him gather 14 career interceptions, not including three in bowl games. In his junior and senior seasons, FSU went 11-1 with a pair of New Year's Day bowl wins. In 1988, Sanders ranked in the top 10 nationally with five interceptions in nine games. He was the nation's top punt returner, averaging 15.2 yards per return.

The Ft. Myers, Fla. native ranks third on the FSU career interceptions chart and holds most of the school's punt return records.

A three-sport star in football, baseball and track at Florida State, Sanders was fifth pick in the 1989 NFL draft by the Atlanta Falcons. He became a successful two-spot pro — elected to the Pro Bowl twice in football and starting in centerfield for the national league champion Atlanta Braves.

27 TERRELL BUCKLEY

CORNERBACK, 1989-91
1991 JIM THORPE AWARD WINNER

In 1991, Terrell Buckley capped the best season ever by a Florida State cornerback by becoming the second Seminole ever to win the Jim Thorpe Award.

A junior, Buckley blew away the Florida State record for interceptions with 12 in 1991. He intercepted passes in eight of FSU's 12 regular season contests to lead the country in pickoffs. Against Michigan in Ann Arbor, his interception and 40-yard return for a touchdown on the game's first play set the stage for a 51-31 Florida State win.

A native of Pascagoula, Miss., Buckley also demolished the Florida State career record with 21 INTs in just three seasons. His 470 career return yards broke an NCAA record that had

stood since 1974. Following the year, Buckley entered the NFL draft and was selected by the Green Bay Packers with the fifth pick in the first round.

55 MARVIN JONES


INSIDE LINEBACKER, 1990-92
1992 BUTKUS AWARD WINNER
1992 LOMBARDI AWARD WINNER

The top player in the nation in 1992, Marvin Jones became the first Seminole to capture two national awards in the same year when he earned both the Butkus Award for linebackers and the Lombardi Award for linemen and linebackers following his junior season.

Florida State's third two-time consensus All-American, Jones tallied 111 tackles and seven tackles for loss in 1992 while leading the Seminoles to an 11-1 record. He made 10 or more tackles in nine games and finished fourth in balloting for the Heisman Trophy.

He finished his career seventh on FSU's career tackle chart with 369, and third on the all-time list with 28 tackles for loss. A first team All-ACC choice out of Miami, Fla., Florida State tailored its nationally-ranked defense to Jones' strength in 1992.

Jones left Tallahassee after his junior season for the NFL, where he became the highest Seminole draft choice ever when he was selected fourth overall by the New York Jets. 🍌



Charlie Ward is only the second college football player in history to win the prestigious Sullivan Award.

THE RECORD BOOK

1987	Preseason	8	
	Sept. 8	8	1-0
	Sept. 15	7	2-0
	Sept. 22	6	3-0
	Sept. 29	4	4-0
	Oct. 6	6	4-1
	Oct. 13	4	5-1
	Oct. 20	4	6-1
	Oct. 27	4	6-1
	Nov. 3	4	7-1
	Nov. 10	4	8-1
	Nov. 17	4	9-1
	Nov. 24	3	9-1
	Dec. 2	3	10-1
Final '87 Poll			
	Jan. 1988	2	11-1
1988	Preseason	1	
	Sept. 6	10	0-1
	Sept. 13	10	1-1
	Sept. 20	9	2-1
	Sept. 27	6	3-1
	Oct. 4	6	4-1
	Oct. 11	5	5-1
	Oct. 18	7	6-1
	Oct. 25	6	7-1
	Nov. 2	5	8-1
	Nov. 9	5	8-1
	Nov. 16	5	9-1
	Nov. 23	5	9-1
	Dec. 1	4	10-1
Final '88 Poll			
	Jan. 1989	3	11-1

1989	Preseason	6	
	Sept. 5	6	0-1
	Sept. 12	Other	0-2
	Sept. 19	Other	1-2
	Sept. 26	25	2-2
	Oct. 3	22	2-2
	Oct. 10	19	3-2
	Oct. 17	14	4-2
	Oct. 24	9	5-2
	Oct. 31	6	6-2
	Nov. 7	5	7-2
	Nov. 14	5	7-2
	Nov. 21	5	8-2
	Nov. 28	6	8-2
	Dec. 5	5	9-2
Final '89 Poll			
	Jan. 1990	3	10-2
1990	Preseason	4	
	Sept. 3	3	0-0
	Sept. 10	3	1-0
	Sept. 17	2	2-0
	Sept. 24	2	3-0
	Oct. 1	2	4-0
	Oct. 8	10	4-1
	Oct. 15	7	4-1
	Oct. 22	12	4-2
	Oct. 29	12	5-2
	Nov. 5	12	6-2
	Nov. 12	9	7-2
	Nov. 19	8	8-2
	Nov. 26	8	8-2
	Dec. 3	6	9-2
Final '90 Poll			
	Jan. 1991	4	10-2

1991	Preseason	1	
	Sept. 2	1	1-0
	Sept. 9	1	2-0
	Sept. 16	1	3-0
	Sept. 23	1	3-0
	Sept. 30	1	4-0
	Oct. 7	1	5-0
	Oct. 14	1	6-0
	Oct. 21	1	7-0
	Oct. 28	1	8-0
	Nov. 4	1	9-0
	Nov. 11	1	10-0
	Nov. 18	3	10-1
	Nov. 25	3	10-1
	Dec. 2	5	10-2
Final '91 Poll			
	Jan. 1992	4	11-2
1992	Preseason	5	
	Aug. 31	4	0-0
	Sept. 7	5	1-0
	Sept. 14	3	2-0
	Sept. 21	3	3-0
	Sept. 28	3	4-0
	Oct. 5	8	4-1
	Oct. 12	6	5-1
	Oct. 19	6	6-1
	Oct. 26	6	6-1
	Nov. 2	6	7-1
	Nov. 9	5	8-1
	Nov. 16	3	9-1
	Nov. 23	3	9-1
	Nov. 30	3	10-1
	Dec. 7	3	10-1
Final '92 Poll			
	Jan. 1993	2	11-1
1993	Preseason	1	
	Aug. 30	1	1-0
	Sept. 6	1	2-0
	Sept. 13	1	3-0
	Sept. 20	1	4-0
	Sept. 27	1	4-0
	Oct. 4	1	5-0
	Oct. 11	1	6-0
	Oct. 18	1	7-0
	Oct. 25	1	7-0
	Nov. 1	1	8-0
	Nov. 8	1	9-0
	Nov. 15	2	9-1
	Nov. 22	1	10-1
	Nov. 29	1	11-1
	Dec. 6	1	11-1
Final '93 Poll			
	Jan. 1994	1	12-1



When FSU huddled on the Meadowlands sideline in August, they were on their way to becoming only the eighth preseason #1 team to end as national champions.

YEAR-BY-YEAR RECORD

ED WILLIAMSON

(1947) (0-5-0)



Ed Williamson was appointed Florida State's first coach just a few weeks before the inaugural football season. He had no stadium, no scholarships and no team name. With

only 45 ex-high school players, his teams came close to winning three games that year, although it finished 0-5. Williamson was not paid for coaching the team.

1947 (0-5)	FSU	FOE
Stetson (H)	6	14
Cumberland (A)	0	6
Tennessee Tech (H)	6	27
Troy State (H)	6	36
Jacksonville State (H)	0	7
Total	18	90

DON VELLER

(1948-52) 31-12-1



Don Veller won 30 of his first 34 games as head coach at FSU before the Seminoles began playing a major college schedule. His overall record included an unde-

feated (8-0) season in 1950, the year the Tribe moved into Doak Campbell Stadium. Veller, who still resides in Tallahassee, owns the second highest winning percentage of FSU coaches (.716). He is credited with laying the early foundation for the FSU football program.

1948 (7-1)	FSU	FOE
Cumberland (H)	30	0
Erskine (A)	6	14
Millsaps (A)	7	6
Stetson (A)	18	7
Mississippi College (H)	26	6
Livingston State (H)	12	6
Troy State (A)	20	13
Tampa (H)**	33	12
Total	152	64

1949 (9-1)	FSU	FOE
Whiting Field (H)	74	0
Mississippi College (A)	33	12
Erskine (H)	26	7
Sewanee (A)	6	0
Stetson (H)	33	14
Livingston State (A)	6	13
Millsaps (H)**	40	0
Tampa (A)	34	7
Troy State (H)	20	0
CIGAR BOWL		
Wofford (N)	19	6
Total	291	59

1950 (8-0)	FSU	FOE
Troy State (A)	26	7
Randolph Macon (H)	40	7
Howard (H)	20	6
Newberry (A)	24	0
Sewanee (H)**	14	8
Stetson (A)	27	7
Mississippi College (H)	33	0
Tampa (H)	35	19
Total	219	54

1951 (6-2)	FSU	FOE
Troy State (H)	40	0
Miami (FL) (A)	13	35
Delta State (H)	34	0
Sul Ross State (H)	35	13
Stetson (H)**	13	10
Jacksonville Navy (A)	39	0
Wofford (H)	14	0
Tampa (H)	6	14
Total	194	72

1952 (1-8-1)	FSU	FOE
Louisiana Tech (H)	13	32
Louisville (H)	14	41
VMI (H)	7	28
N. Carolina State (A)	7	13
Stetson (N)	6	6
Mississippi So. (H)	21	50
Furman (H)**	0	9
Georgia Tech (A)	0	30
Wofford (A)	27	13
Tampa (H)	6	39
Total	101	261

SIDELINES

According to *Lindy's Football Magazine*, Florida State has replaced Clemson as the king of the hill in producing great defensive backs. With Seminole alumni LeRoy Butler, Deshriek Dodge, Martin Mayhew, Deion Sanders, Terrell Buckley and now Corey Sawyer roaming the secondary in the NFL, it is little wonder that Florida State has become known as "Cornerback U."

TOM NUGENT

(1953-58) 34-28-1



Tom Nugent had a successful coaching stint at Florida State, as indicated by his 34-28-1 record in six years at the Seminole helm. Florida State partici-

pated in two bowl games during Nugent's tenure and his 1958 squad was the first FSU team to play Florida. Nugent also served as athletic director while head coach of the Seminoles.

1953 (5-5)	FSU	FOE
Miami (FL) (A)	0	27
Louisville (H)	59	0
Abilene Christian (H)	7	20
Louisiana Tech (A)	21	32
VMI (H)	12	7
Mississippi So. (A)	0	21
Furman (H)	7	14
Stetson (H)**	13	6
N. Carolina State (H)	23	13
Tampa (A)	41	6
Total	183	146

1954 (8-4)	FSU	FOE
Georgia (H)	0	14
Abilene Christian (H)	0	13
Louisville (A)	47	6
Villanova (H)	52	13
N. Carolina State (A)	13	7
Auburn (A)	0	33
VMI (A)	33	19
Furman (H)**	33	14
Stetson (A)	47	6
Mississippi So. (H)	19	18
Tampa (A)	13	0

SUN BOWL	FSU	FOE
Texas Western (A)	20	47
Total	277	190

1955 (5-5)	FSU	FOE
N. Carolina State (H)	7	0
Miami (FL) (A)	0	34
Virginia Tech (H)	20	24
Georgia (H)	14	47
Georgia Tech (A)	0	34
Villanova (H)	16	13
Furman (A)	19	6
The Citadel (H)**	39	0
Mississippi So. (A)	6	21
Tampa (A)	26	7
Total	147	186

1956 (5-4-1)	FSU	FOE
Ohio (H)	47	7
Georgia (A)	0	3
Virginia Tech (H)	7	20
N. Carolina State (A)	14	0
Wake Forest (H)**	14	14
Villanova (A)	20	13
Miami (FL) (A)	7	20
Furman (H)	42	7
Mississippi So. (H)	20	19
Auburn (A)	7	13
178	116	

1957 (4-6)	FSU	FOE
Furman (H)	27	7
Boston College (A)	7	20
Villanova (A)	7	21
N. Carolina State (H)	0	7
Abilene Christian (H)	34	7
Virginia Tech (H)**	20	7
Miami (FL) (H)	13	40
Mississippi So. (A)	0	20
Auburn (H)	7	29
Tampa (A)	21	7
136	165	

1958 (7-4)	FSU	FOE
Tennessee Tech (H)	22	7
Furman (H)	42	6
Georgia Tech (A)	3	17
Wake Forest (H)	27	24
Georgia (N)	13	28
Virginia Tech (H)	28	0
Tennessee (A)	10	0
Tampa (H)**	43	0
Miami (FL) (A)	17	6
Florida (A)	7	21
BLUEGRASS BOWL		
Oklahoma State (N)	6	15
218	124	

PERRY MOSS

(1959) 4-6-0



Moss was one of two FSU coaches who spent only a year at the school. Midway through the 1959 season, reports were published that Moss would leave to join the Montreal Alouettes of the Canadian Football League. True to the reports, he departed after a brief year in Tallahassee.

1959 (4-6)	FSU	FOE
Wake Forest (H)	20	22
The Citadel (H)	47	6
Miami (FL) (H)	6	7
Virginia Tech (A)	7	6
Memphis State (A)	6	16
Richmond (A)	22	6
Georgia (A)	0	42
William & Mary (H)**	0	9
Florida (A)	8	18
Tampa (H)	33	0
149	132	

BILL PETERSON

(1960-70) 62-42-11



Bill Peterson took over a football program in deep trouble in 1960. When he left, 11 years and four bowl games later, he had become the most significant coach in

the first 25 years of Florida State football. Under "Pete", the Seminoles went 62-42-11. The most memorable Peterson year was 1964, when the "Seven Magnificents" led Florida State to a 9-1-1 record and FSU's first ever win over Florida.

1960 (3-6-1)	FSU	FOE
Richmond (H)	28	0
Florida (A)	0	3
Wake Forest (H)	14	6
The Citadel (A)	0	0
Mississippi So. (A)	13	15
William & Mary	22	0
Kentucky (H)**	0	23
Miami (FL) (A)	7	25
Houston (H)	6	7
Auburn (A)	21	57
111	136	

1961 (4-5-1)	FSU	FOE
George Washington (H)	15	7
Florida (A)	3	3
Mississippi (A)	0	33
Georgia (H)	3	0
Richmond (H)	13	7
Virginia Tech (A)	7	10
Kentucky (A)	0	20
The Citadel (H)	44	8
Mississippi So. (H)**	0	12
Houston (A)	8	28
93	128	

1962 (4-3-3)	FSU	FOE
The Citadel (H)	49	0
Kentucky (A)	0	0
Furman (H)	42	0
Miami (FL) (A)	6	7
Georgia (A)	18	0
Virginia Tech (H)	20	7
Houston (H)**	0	7
Georgia Tech (A)	14	14
Florida (A)	7	20
Auburn (A)	14	14
170	69	

1963 (4-5-1)	FSU	FOE
Miami (FL) (H)	24	0
Texas Christian (H)	0	13
Wake Forest (H)	35	0
So. Mississippi (A)	0	0
Virginia Tech (H)	23	31
Furman (H)	49	6
Georgia Tech (A)	7	15
N. Carolina State (H)**	14	0
Auburn (A)	15	21
Florida (A)	0	7
167	93	

1964 (9-1-1)	FSU	FOE
Miami (FL) (A)	14	0
Texas Christian (A)	10	0
New Mexico State (H)	36	0
Kentucky (H)**	48	6
Georgia (A)	17	14
Virginia Tech (A)	11	20
So. Mississippi (H)	34	0
Houston (A)	13	13
N. Carolina State (H)	28	6
Florida (H)	16	7
GATOR BOWL		
Oklahoma (N)	36	19
263	85	

1965 (4-5-1)	FSU	FOE
Texas Christian (A)	3	7
Baylor (H)	9	7
Kentucky (A)	24	26
Georgia (H)	10	3
Alabama (A)	0	21
Virginia Tech (H)	7	6
Wake Forest (H)**	35	0
N. Carolina State (A)	0	3
Houston (H)	16	16
Florida (A)	17	30
121	119	

1966 (6-5)	FSU	FOE
Houston (H)	13	21
Miami (FL) (A)	23	20
Florida (H)	19	22
Texas Tech (A)	42	33
Mississippi State (H)	10	0

Virginia Tech (A)	21	23
South Carolina (A)	32	10
Syracuse (A)	21	37
Wake Forest (H)**	28	0
Maryland (H)	45	21
SUN BOWL		
Wyoming (N)	20	28
	274	215

1967 (7-2-2)	FSU	FOE
Houston (A)	13	33
Alabama (A)	37	37
N. Carolina State (H)	10	20
Texas A&M (A)	19	18
South Carolina (H)	17	0
Texas Tech (H)**	28	12
Mississippi State (H)	24	12
Memphis State (A)	26	7
Virginia Tech (H)	38	15
Florida (A)	21	16
GATOR BOWL		
Penn State (N)	17	17
	250	187

1968 (8-3)	FSU	FOE
Maryland (A)	24	14
Florida (H)	3	9
Texas A&M (H)	20	14
Memphis State (H)	20	10
South Carolina (A)	35	28
Virginia Tech (H)	22	40
Mississippi State (A)	27	14
N. Carolina State (A)	48	7
Wake Forest (H)**	42	24
Houston (N)	40	20
PEACH BOWL		
LSU (N)	27	31
	308	211

1969 (6-3-1)	FSU	FOE
Wichita State (H)	24	0
Miami (FL) (A)	16	14
Florida (A)	6	21
Tulsa (A)	38	20
Mississippi State (H)	20	17
South Carolina (H)**	34	9
Virginia Tech (A)	10	10
Memphis State (H)	26	28
N. Carolina State (H)	33	22
Houston (A)	13	41
	220	182

1970 (7-4)	FSU	FOE
Louisville (H)	9	7
Georgia Tech (A)	13	23
Wake Forest (H)	19	14
Florida (H)	27	38
Memphis State (A)	12	16
South Carolina (A)	21	13
Miami (FL) (A)	27	3

Clemson (H)	38	13
Virginia Tech (H)**	34	8
Kansas State (H)	33	7
Houston (N)	21	53
	254	195

LARRY JONES

(1971-73) 15-19-0



Larry Jones compiled a 15-19 record in three years as the Seminole head coach. In his first two seasons, the popular coach led his teams to a 15-8 record; but he is

probably remembered most for the 1973 campaign, when his team did not win a game.

1971 (8-4)	FSU	FOE
So. Mississippi (N)	24	9
Miami (FL) (A)	20	17
Kansas (H)	30	7
Virginia Tech (A)	17	3
Mississippi State (H)**	27	9
Florida (A)	15	17
South Carolina (H)	49	18
Houston (A)	7	14
Georgia Tech (A)	6	12
Tulsa (H)	45	10
Pittsburgh (H)	31	13
FIESTA BOWL		
Arizona State (A)	38	45
	309	174

1972 (7-4)	FSU	FOE
Pittsburgh (A)	19	7
Miami (FL) (A)	37	14
Virginia Tech (H)	27	15
Kansas (A)	44	22
Florida (H)	13	42
Mississippi State (N)	25	21
Colorado State (H)**	37	0
Auburn (A)	14	27
Houston (H)	27	31
Tulsa (H)	23	21
South Carolina (A)	21	24
	287	224

1973 (0-11)	FSU	FOE
Wake Forest (A)	7	9
Kansas (H)	0	28
Miami (FL) (H)	10	14
Baylor (A)	14	21
Mississippi State (H)	12	37
Memphis State (H)**	10	13

San Diego State (A)	17	38
Houston (A)	3	34
Virginia Tech (A)	13	36
South Carolina (H)	12	52
Florida (A)	0	49
	98	331

DARRELL MUDRA

(1974-75) 4-18-0



Darrell Mudra was a successful coach before arriving at Florida State, and he was successful after he left. At FSU, Mudra inherited an 0-11 team and wasn't able to bring

the program back to the glory years it enjoyed under Bill Peterson. Mudra coached from the press box instead of the sidelines.

1974 (1-10)	FSU	FOE
Pittsburgh (H)	6	9
Colorado State (H)	7	14
Kansas (A)	9	40
Baylor (H)	17	21
Alabama (A)	7	8
Florida (H)	14	24
Auburn (A)	6	38
Memphis State (A)	14	42
Miami (FL) (A)	21	14
Virginia Tech (H)**	21	56
Houston (H)	8	23
	130	289

1975 (3-8)	FSU	FOE
Texas Tech (A)	20	31
Utah State (H)	17	8
Iowa State (H)	6	10
Georgia Tech (A)	0	30
Virginia Tech (A)	10	13
Florida (A)	8	34
Auburn (H)	14	17
Clemson (A)	43	7
Memphis State (H)	14	17
Miami (FL) (H)**	22	24
Houston (A)	33	22
	187	213

SIDELINES

Florida State has been ranked in the Associated Press' Top 20 in an amazing 104 of the last 106 weekly polls. FSU has been listed in the nation's Top 10 in 95 of those polls and in the Top Five 69 times. In 1991, the Seminoles held the No. 1 ranking for a school record 12 straight weeks, from the preseason poll through November 18th. Last year, the Tribe spent all but one week at number one.

BOBBY BOWDEN

(1976-PRESENT) 166-46-3



Current Seminole Head Coach Bobby Bowden is a college football coaching legend and the top coach ever at Florida State with a winning percentage of .779 in 18 years

at the school. He ranks second on the active coaching list in career victories with 239.

Bowden has taken the Florida State program to the top of college football, and completed his list of accomplishments when his Seminoles claimed the 1993 National Championship. Bowden's Seminoles have made 15 bowl appearances, including eight on New Year's Day. Florida State is currently riding an NCAA record 12-game unbeaten streak in bowl games which has given Bowden a 13-3-1 record overall in bowl games and a claim as the top bowl coach of all-time.

He is the only coach in the history of Division I college football to lead his team to seven straight 10-win seasons.

1976 (5-6)	FSU	FOE
Memphis State (A)	12	21
Miami (FL) (A)	0	47
Oklahoma (A)	9	24
Kansas State (H)	20	10
Boston College (A)	28	9
Florida (H)	26	33
Auburn (A)	19	31
Clemson (H)	12	15
So. Mississippi (H)**	30	27
N. Texas State (A)	21	20
Virginia Tech (H)	28	21
205	258	

1977 (10-2)	FSU	FOE
So. Mississippi (A)	35	6
Kansas State (A)	18	10
Miami (FL) (H)	17	23
Oklahoma State (A)	25	17
Cincinnati (H)	14	0
Auburn (H)	24	3
N. Texas State (H)**	35	14
Virginia Tech (H)	23	21
Memphis State (H)	30	9
San Diego State (A)	16	41
Florida (A)	37	9

TANGERINE BOWL

Texas Tech (N)	40	17
314	170	

1978 (8-3)	FSU	FOE
Syracuse (A)	28	0
Oklahoma State (H)	38	20
Miami (FL) (A)	31	21
Houston (H)	21	27
Cincinnati (H)	26	21
Mississippi St. (A)	27	55
Pittsburgh (A)	3	7
So. Mississippi (A)	38	16
Virginia Tech (H)	24	14
Navy (H)**	38	6
Florida (H)	38	21
312	208	

1979 (11-1)	FSU	FOE
So. Mississippi (H)	17	14
Arizona State (N)	31	3
Miami (FL) (H)	40	23
Virginia Tech (A)	17	10
Louisville (A)	27	0
Mississippi State (H)	17	6
Louisiana State (A)	24	19
Cincinnati (A)	26	21
South Carolina (H)**	27	7
Memphis State (H)	66	17
Florida (A)	27	16

ORANGE BOWL

Oklahoma (N)	7	24
326	160	

1980 (10-2)	FSU	FOE
Louisiana State (A)	16	0
Louisville (H)	52	0
East Carolina (H)	63	7
Miami (FL) (A)	9	10
Nebraska (A)	18	14
Pittsburgh (H)**	36	22
Boston College (H)	41	7
Memphis State (A)	24	3
Tulsa (H)	45	2
Virginia Tech (H)	31	7
Florida (H)	17	13

ORANGE BOWL

Oklahoma (N)	17	18
369	103	

1981 (6-5)	FSU	FOE
Louisville (H)	17	0
Memphis State (H)	10	5
Nebraska (A)	14	34
Ohio State (A)	36	27
Notre Dame (A)	19	13
Pittsburgh (A)	14	42
Louisiana State (A)	38	14
Western Carolina (H)**	56	31
Miami (FL) (H)	19	27

So. Mississippi (H)	14	58
Florida (A)	3	35
240	286	

1982 (9-3)	FSU	FOE
Cincinnati (H)	38	31
Pittsburgh (H)	17	37
So. Mississippi (A)	24	17
Ohio State (A)	34	17
Southern Illinois (H)**	59	8
East Carolina (H)	56	17
Miami (FL) (A)	24	7
South Carolina (A)	56	26
Louisville (H)	49	14
Louisiana State (A)	21	55
Florida (H)	10	13

GATOR BOWL

West Virginia (N)	31	12
419	254	

1983 (8-4)	FSU	FOE
East Carolina (H)	47	46
Louisiana State (A)	40	35
Tulane (A)*	28	34
Auburn (A)	24	27
Pittsburgh (A)	16	17
Cincinnati (H)**	43	17
Louisville (H)	51	7
Arizona State (A)	29	26
South Carolina (H)	45	30
Miami (FL) (H)	16	17
Florida (A)	14	53

PEACH BOWL

North Carolina (N)	28	3
381	312	

1984 (7-3-2)	FSU	FOE
East Carolina (H)	47	17
Kansas (A)	42	16
Miami (FL) (A)	38	3
Temple (H)**	44	27
Memphis State (A)	17	17
Auburn (H)	41	42
Tulane (H)	27	6
Arizona State (A)	52	44
South Carolina (A)	26	38
Tennessee-Chatt. (H)	37	0
Florida (H)	17	27

CITRUS BOWL

Georgia (N)	17	17
405	254	

1985 (9-3)	FSU	FOE
Tulane (A)	38	12
Nebraska (A)	17	13
Memphis State (H)	19	10
Kansas (H)	24	20
Auburn (A)	27	59
Tulsa (H)	76	14
North Carolina (A)	20	10

THE RECORD BOOK

Miami (FL) (H)	27	35
South Carolina (H)	56	14
W. Carolina (H)**	50	10
Florida (A)	14	38
GATOR BOWL		
Oklahoma State (N)	34	23
402	248	

1986 (7-4-1)	FSU	FOE
Toledo (H)	24	0
Nebraska (A)	17	34
North Carolina (H)	10	10
Michigan (A)	18	20
Tulane (H)	54	21
Wichita State (H)	59	3
Louisville (A)	54	18
Miami (FL) (A)	23	41
South Carolina (A)	45	28
So. Mississippi (H)**	49	13
Florida (H)	13	17

ALL-AMERICAN BOWL		
Indiana (N)	27	13
393	218	

1987 (11-1-0)	FSU	FOE
Texas Tech (H)	40	16
East Carolina (A)	44	3
Memphis State (H)	41	24
Michigan State (A)	31	3
Miami (FL) (H)**	25	26
So. Mississippi (A)	61	10
Louisville (H)	32	9
Tulane (H)	73	14
Auburn (A)	34	6
Furman (H)	41	10
Florida (A)	28	14

FIESTA BOWL		
Nebraska (N)	31	28
481	163	

1988 (11-1-0)	FSU	FOE
Miami (A)	0	31
So. Mississippi (H)	49	13
Clemson (A)	24	21
Michigan State (H)	30	7
Tulane (A)	48	28
Georgia Southern (H)**	28	10
East Carolina (H)	45	21
Louisiana Tech (H)	66	3
South Carolina (A)	59	0
Virginia Tech (H)	41	14
Florida (H)	52	17

SUGAR BOWL		
Auburn (N)	13	7
455	172	

1989 (10-2-0)	FSU	FOE
So. Mississippi (N)	26	30
Clemson (H)	23	34
Louisiana State (A)	31	21

Tulane (H)	59	9
Syracuse (A)	41	10
Virginia Tech (A)	41	7
Auburn (H)	22	14
Miami (H)	24	10
South Carolina (H)**	35	10
Memphis State (H)	57	20
Florida (A)	24	17

FIESTA BOWL		
Nebraska (N)	41	17
424	199	

1990 (10-2-0)	FSU	FOE
East Carolina (H)	45	24
Georgia Southern (H)	48	6
Tulane (A)	31	13
Virginia Tech (H)	39	28
Miami (A)	22	31
Auburn (A)	17	20
Louisiana State (H)	42	3
South Carolina (A)	41	10
Cincinnati (H)**	70	21
Memphis State (N)	35	3
Florida (H)	45	30

BLOCKBUSTER BOWL		
Penn State (N)	24	17
459	206	

1991 (11-2-0)	FSU	FOE
Brigham Young (N)	44	28
Tulane (H)	38	11
Western Michigan (H)	58	0
Michigan (A)	51	31
Syracuse (H)	46	14
Virginia Tech (N)	33	20
Mid. Tenn. St. (H)**	39	10
Louisiana State (A)	27	16
Louisville (A)	40	15
South Carolina (H)	38	10

Miami (H)	16	17
Florida (A)	9	14

COTTON BOWL		
Texas A&M (N)	10	2
449	188	

1992 (11-1-0)	FSU	FOE
Duke (H)	48	21
Clemson (A)	24	20
N.C. State (A)	34	13
Wake Forest (H)	35	7
Miami (A)	16	19
North Carolina (H)	36	13
Georgia Tech (A)	29	24
Virginia (A)	13	3
Maryland (H)**	69	21
Tulane (H)	70	7
Florida (H)	45	24

ORANGE BOWL		
Nebraska (N)	27	14
446	186	

1993 (12-1-0)	FSU	FOE
Kansas (N)	42	0
Duke (A)	45	7
Clemson (H)	57	0
North Carolina (A)	33	7
Georgia Tech (H)	51	0
Miami (H)	28	10
Virginia (H)	40	14
Wake Forest (H)**	54	0
Maryland (A)	49	20
Notre Dame (A)	24	31
N.C. State (H)	62	3
Florida (A)	33	21

ORANGE BOWL		
Nebraska (N)	18	16
536	129	

*won by forfeit
**Homecoming

COACHES CUMULATIVE RECORDS

NAME	TENURE	YEARS	W-	L-	T	PCT.	FSU PTS	OPP PTS
Ed Williamson	1947	1	0-	5-	0	.000	18	90
Don Veller	1948-52	5	31-	12-	1	.716	957	510
Tom Nugent	1953-58	6	34-	28-	1	.548	1,139	927
Perry Moss	1959	1	4-	6-	0	.400	149	132
Bill Peterson	1960-70	11	62-	42-	11	.587	2,231	1,620
Larry Jones	1971-73	3	15-	19-	0	.441	694	729
Darrell Mudra	1974-75	2	4-	18-	0	.182	317	502
Bobby Bowden	1976-Present	18	166-	46-	3	.779	6,914	3,664
8 COACHES	1947-Present	47	316-	176-	16	.638	12,419	8,174

BOWL GAMES IN REVIEW

1950 CIGAR BOWL

FLORIDA STATE.....	19
WOFFORD	6

TAMPA, Fla. (Jan. 2, 1950) - Red Parrish scored twice and Buddy Strauss rushed for 132 yards to give underdog Florida State a 19-6 win over Wofford in the Cigar Bowl.

The victory was a come-from-behind effort by the Seminoles as the Terriers scored only moments into the contest to make the score 6-0. That touchdown came when Wofford defenders blocked a Bo Manuel punt and recovered it in the end zone. The extra point attempt was no good.

For the balance of the first quarter, Florida State mounted several drives that stalled around midfield, while Wofford netted virtually nothing offensively. Early in the second period, however, Wofford had its first real threat. It died on the Seminoles' 16-yard line when Bill Dawkins intercepted a pass and returned it to the Terrier 20. Shortly after, Parrish bolted to the Tribe's initial touchdown to tie the score at six.

Late in the half, the Seminoles got cranked up again. Strauss busted up the middle for a 15-yard gain, and an interference penalty pushed Florida State into Wofford territory. On the next play, Parrish lofted a left-handed half-back pass to Norman Eubanks, who made a spectacular catch; the extra point sent the Seminoles to the locker room with a 13-6 lead.

The third period was a dogged defensive battle with no serious scoring threats. But in the final period, FSU pinned Wofford deep in its own territory with a 63-yard Manuel punt. After the Terriers fumbled on their own eight, the Seminoles were unable to cash in when Parrish came up a foot short on fourth down.

Unable to move the ball out of the deep hole, Wofford was forced to punt, giving the Seminoles excellent field position with only minutes remaining. This time Don Veller's team wasted no time cashing in. With only seconds showing on the clock, Parrish sliced in from the five and Florida State had a 19-6 upset victory.

FSU IN BOWLS YEAR-BY-YEAR

SEASON	BOWL	OPPONENT	SCORE
1949	Cigar	Wofford	19- 6
1954	Sun	Texas Western	20-47
1958	Bluegrass	Oklahoma State	6-15
1964	Gator	Oklahoma	36-19
1966	Sun	Wyoming	20-28
1967	Gator	Penn State	17-17
1968	Peach	Louisiana State	27-31
1971	Fiesta	Arizona State	38-45
1977*	Tangerine	Texas Tech	40-17
1979*	Orange	Oklahoma	7-24
1980*	Orange	Oklahoma	17-18
1982*	Gator	West Virginia	31-12
1983*	Peach	North Carolina	28- 3
1984*	Citrus	Georgia	17-17
1985*	Gator	Oklahoma State	34-23
1986*	All-American	Indiana	27-13
1987*	Fiesta	Nebraska	31-28
1988*	Sugar	Auburn	13- 7
1989*	Fiesta	Nebraska	41-17
1990*	Blockbuster	Penn State	24-17
1991*	Cotton	Texas A&M	10- 2
1992*	Orange	Nebraska	27-14
1993*	Orange	Nebraska	18-16

*Under Bobby Bowden

1955 SUN BOWL

TEXAS WESTERN	47
FLORIDA STATE	20

EL PASO, Texas (Jan. 1, 1955) - Florida State turnovers and defensive collapses in the second quarter allowed Texas Western to move well ahead and capture a 47-20 Sun Bowl victory.

With the score tied at seven at the end of the first period, the underdog Miners put together a magnificent 28-point quarter that buried the Seminoles on the steamy January afternoon. Texas Western quarterback John Griner ran the option to perfection, and the Seminoles, fighting a blinding sun and high altitude, couldn't keep pace.

After taking a 7-0 lead in the first four minutes of the game, the Seminoles allowed the Miners to tie the score late in the period. On the first play of the second

quarter, Florida State fumbled on its own 24, and Texas Western needed only two plays to grab its first lead of the day. That touchdown came on a nifty run by Miner ace Jesse Whittenton.

Then, the flood gates opened. Tom Nugent's Seminoles made three more mistakes that led directly to Texas Western touchdowns, and the home-standing Miners eased into the locker room with a 34-7 advantage.

In the final half, the Miners ran the count to 41-7 before the Tribe scored again. Quarterback Len Swantic led a third quarter drive sparked by a 43-yard touchdown pass to Tom Feamster. But Western wasted no time in countering that Seminole score. On the next kickoff, Bob Forrest raced 95 yards for the final Miner touchdown of the day.

The Seminoles were able to tack on a final tally in the fourth period. Harry Massey hit Bill Odom on a 16-yard pass play for the score.

1958 BLUEGRASS BOWL

OKLAHOMA STATE 15
FLORIDA STATE 6

LOUISVILLE, Ky. (Dec. 13, 1958) - A frantic fourth quarter comeback was not to be as Florida State couldn't fight off the bitter cold, and Oklahoma State went home with a 15-6 victory in the only Bluegrass Bowl ever played.

A crowd of just over 7,000 braved 10-degree weather for the first-ever meeting between the two schools. Players on both teams wore tennis shoes in an effort to combat the frozen turf. The Seminoles made their first national television appearance with a relatively obscure talent named Howard Cosell handling the broadcast.

Florida State got off to a good start, mounting two drives deep into OSU territory in the first quarter. Both times, the Seminoles came up empty-handed as field goal attempts from the 16 and 23 fell short.

Oklahoma State managed to dent the scoreboard early in the second quarter when halfback Duane Wood sprinted in from the Florida State 17.

Unable to get anything going in the second period, the Seminoles were forced to rely on defense. The last assault came in the final two minutes of the half. The Cowboys drove inside the Florida State five, but on a fourth down

play with 1:15 left, FSU's Ron Hinson stopped Forrest Campbell one foot from paydirt. That sent the clubs to the locker room with the score 7-0, OSU.

Early in the third period, the Seminoles did themselves in with a pair of fumbles. The second set up the Cowboys at the Florida State 39. It took 10 plays, but Wood finally scored his second touchdown. His two-point conversion catch made it 15-0. Florida State added a late score, but it was not enough as OSU claimed a 15-6 win.

1965 GATOR BOWL

FLORIDA STATE 36
OKLAHOMA 19

JACKSONVILLE, Fla. (Jan. 2, 1965) - The brilliant passing combination of Steve Tensi and Fred Biletnikoff rewrote the Gator Bowl record book and gave the upstart Seminoles an impressive 36-19 victory over Oklahoma.

The Florida State victory will long be remembered as one of the greatest passing shows in college football history. Tensi completed 23-of-36 passes for 303 yards and five touchdowns while Biletnikoff hauled in 13 balls for 192 yards and four TDs. Both players signed professional contracts on the field at the completion of the game.

Oklahoma claimed the first break of the day as Tensi was intercepted in the first period. The Sooners marched to the Seminole 34, but on third down FSU defensive back Howard Ehler picked off an OU pass and sailed 63 yards for the game's initial touchdown. Later in the quarter, the Sooners came back to claim a 7-6 lead. That lead lasted only as long as it took the Tribe to move 90 yards.

Phil Spooner was instrumental in the drive and Tensi continued to pick apart the OU defense. From the 15, Tensi hit Biletnikoff for a 12-7 lead. Twice more before intermission, Tensi found Biletnikoff for touchdowns. The first score followed a George D'Alessandro fumble recovery, and the second came on a long drive against the clock. The halftime score was 24-7, FSU.

Early in the second half, Oklahoma recovered a Seminole fumble and cut

the lead to 24-13, but as the third period drew to a close, the Seminoles executed an 82-yard drive. On the last play of the quarter, Tensi hit Don Floyd for the touchdown.

With 10 minutes left and the score 30-19, it was time for the Seminole defense to take over. The Sooners came up short on two late drives and FSU finally tacked on its final TD - a 14-yard Tensi-to-Biletnikoff connection that made the final 36-19.

1966 SUN BOWL

WYOMING 28
FLORIDA STATE 20

EL PASO, Texas (Dec. 24, 1966) - Florida State's vaunted passing attack was not enough to overcome a stingy Wyoming defense, and the Seminoles lost 28-20 in their second try for a Sun Bowl title.

Though the Tribe got a couple of early breaks, it was the Cowboys who drew first blood. The initial score came on a Jim Kiick plunge, and the score stood 7-0 at the end of the first period. Florida State bounced back after Bill Moremen fell on a Vic Washington fumble to give FSU the ball at the Wyoming 49. From there, Kim Hammond found Ron Sellers for the tying touchdown.

The Seminoles managed to grab the lead shortly before halftime. This time Hammond hit T.K. Wetherell behind the Cowboy secondary for a 54-yard scoring strike. At the half, Florida State led 14-7.

It didn't take long for the Cowboys to tie the score. Early in the second half, Wyoming quarterback Rick Egloff found Jerry Marion for a 39-yard touchdown. Late in the third quarter, Wyoming went ahead to stay. Kiick, who gained 135 yards on 23 carries, rambled 43 yards to give the Cowboys a 21-14 lead.

Florida State made a last-ditch attempt to regain a part of the lead as time ticked away in the final quarter. Hammond hit Sellers in Wyoming territory. As the lanky receiver was hit, he fumbled the ball and it was recovered by teammate Chip Glass at the Cowboy five.

But the tenacious Wyoming defense held in the final three minutes.

FLORIDA STATE BOWL RECORD

BOWL	W	L	T
All-American	1	0	0
Blockbuster	1	0	0
Bluegrass	0	1	0
Cigar	1	0	0
Citrus*	1	0	1
Cotton	1	0	0
Fiesta	2	1	0
Gator	3	0	1
Orange	2	2	0
Peach	1	1	0
Sugar	1	0	0
Sun	0	2	0
TOTAL	14	7	2

*Formerly the Tangerine Bowl

Wyoming used a pair of 15-yard penalties and the running of Kiick to drive to the FSU 14 in the waning minutes. Egloff scampered into the end zone for the final Cowboy touchdown and the 28-14 win.

1967 GATOR BOWL

FLORIDA STATE.....	17
PENN STATE	17

JACKSONVILLE, Fla. (Dec. 30, 1967) - Penn State jumped out to a commanding 17-point halftime lead before Florida State battled back in the second half to gain an exciting 17-17 tie.

The Seminoles received the opening kickoff, but their opening drive stalled at the Penn State 25. The Lions fumbled after one play, but an interception gave them the ball back, and they scored first on a 27-yard field goal by Tom Sherman in the closing minutes of the first quarter.

Late in the second period, Sherman passed 10 yards to Jack Curry for a touchdown. He came back to hit All-America tight end Ted Kwalick with seconds remaining in the half. The Seminoles were completely stopped before intermission as Penn State's defense kept Kim Hammond and his mates at bay.

The momentum changed in the second half, however. Penn State received the kick but was forced to punt. The Tribe drove quickly to the Lion one, but couldn't score. On the next series, the Lions gambled on fourth down at their own 15, and the Seminole defense held. Three plays later, Hammond passed to Ron Sellers for Florida State's first score.

When Lion halfback Charlie Pittman fumbled the ball on the kickoff, the Seminoles were back in business at the Penn State 22. Passes to Sellers and Bill Moremen moved the ball to the one. From there, Hammond took it on himself to cut the lead to 17-14.

With just over a minute to play in the game, Hammond directed a picture-perfect drive from the FSU 31 to the Penn State 15. There, Florida State was faced with a fourth-and-five situation with 17 seconds remaining. Coach Bill Peterson decided to go for the sure three points and a tie rather than risk a 17-14

loss. Grant Guthrie booted the field goal and the 1967 Gator Bowl had co-champions.

1968 PEACH BOWL

LOUISIANA STATE	31
FLORIDA STATE.....	27

ATLANTA, Ga. (Dec. 30, 1968) - Competing in its fourth consecutive bowl game, Florida State couldn't outscore Louisiana State and the Seminoles fell 31-27 in a soggy game that initiated Atlanta's Peach Bowl.

The Seminoles were considered a slight favorite going into the game. But as the teams took the field for pre-game warmups, rain began to fall and didn't let up until the final minutes of the contest played at Georgia Tech's Grant Field.

Despite the rain, the Seminoles wasted little time getting on the scoreboard. LSU won the toss, but the Tigers bobbled the ball on the kickoff and FSU's John Crowe pounced on it at the Tiger 36. Tom Bailey swept around right end on the game's first play from scrimmage and went all the way for the touchdown.

That was the only score of the first period, however, as heavy rain hampered both teams. In the first quarter, the Seminoles recovered two more LSU fumbles and intercepted a Tiger pass.

Early in the second quarter, Bill Cappleman capped a 75-yard drive with a 21-yard touchdown pass to Bill Gunter to give the Tribe a 13-0 lead. LSU's first score came midway through the second period on a 39-yard punt return. The Tigers added a 32-yard field goal in the waning minutes of the half to cut the Seminole lead to 13-10 at intermission.

The Tigers came roaring back in the third quarter, scoring a pair of touchdowns to take a 24-13 lead. But the Seminoles were not finished. A fourth quarter Cappleman-to-Sellers pass brought Florida State within five. With 6:15 left in the game, FSU went on top 27-24 on a Sellers catch and a two-point conversion pass from Cappleman to Chip Glass.

The Seminole lead was short-lived as LSU drove for the winning touch-

down with 2:39 left in the game. The Tribe's last-ditch effort fell short when a fourth down pass intended for Sellers was tipped away in the final moments, leaving Florida State on the short end of a 31-27 score.

1971 FIESTA BOWL

ARIZONA STATE	45
FLORIDA STATE	38

TEMPE, Ariz. (Dec. 27, 1971) - In one of the most dazzling offensive shows in bowl history, Arizona State scored with 34 seconds left in the game to capture the first ever Fiesta Bowl, 45-38, before over 51,000 partisan fans in Sun Devil Stadium.

Florida State's initial drive stalled, and Arizona State wasted no time in grabbing a 7-0 lead. FSU's Barry Smith brought the kickoff back 49 yards, and like lightning, Gary Huff and his mates tied the score. Huff's passes put the Tribe at the one, and Paul Magalski got the touchdown.

Thirty-two points went on the board in the second quarter. The locals drew first blood, but a field goal by Frank Fontes moved the Seminoles within one at 14-13 as the momentum seemed to swing to Florida State. The Seminoles raced 63 yards on their next drive and added a two-point conversion to lead 21-14. With just over two minutes left in the half, ASU's Danny White hit Steve Holden on a 55-yard scoring pass to tie the game at 21.

At that point, the Seminoles proved they had come to play. Huff put on a brilliant passing display, hitting Kent Gaydos for 46 yards to the Sun Devil 10. With time running out in the half, Rhett Dawson snared his second touchdown pass of the day to give the Tribe a 28-21 halftime lead.

The third quarter was all Arizona State. Holding the ball almost the entire quarter, the Sun Devils put 10 points on the board and led 31-28 heading into the final stanza.

Early in that last quarter, Florida State culminated a 75-yard drive with a field goal to tie the game at 31. On an exchange of punts, Holden hurt the Seminoles again. This time, he returned a Duane Carrell punt 63 yards for a

touchdown. Florida State came back to tie the game again when Dawson made a sensational touchdown grab between two defenders with 4:44 left in the contest.

ASU's final drive resulted in a Woody Green touchdown with 34 seconds left to break the tie and provide the final margin.

1977 TANGERINE BOWL

FLORIDA STATE	40
TEXAS TECH.....	17

ORLANDO, Fla. (Dec. 23, 1977) - Florida State, making its first bowl appearance in seven years, demolished Texas Tech 40-17 in the 32nd Tangerine Bowl.

A record-breaking crowd of 44,502 witnessed almost total domination by the Seminoles, who became the first major college football team in Florida to win 10 games in a season.

FSU jumped ahead at 5:50 of the opening quarter on a 23-yard Dave Cappelen field goal. It stayed that way until Mike Mock of Texas Tech evened the count with a 24-yarder early in the second period. A 93-yard kickoff return by Larry Key following the Tech field goal gave the Seminoles the lead for good.

Later in the second quarter, Tribe quarterback Jimmy Jordan found tight end Grady King on a 37-yard scoring pass that boosted the FSU lead to 16-3 at intermission.

The Seminoles continued to add to their cushion in the third quarter. First, Jordan found Mike Shumann with a 40-yard scoring toss. Next, Cappelen booted a 22-yard field goal that made the Florida State lead 27-3.

Tech scored with 7:46 remaining in the quarter on a 44-yard pass, making the score 27-9. The count remained that way until Wally Woodham found Roger Overby on a 15-yard touchdown pass to increase the Seminole lead.

Neither team was through yet. Tech came back on a 21-yard touchdown run by Billy Taylor; with just 48 seconds remaining, FSU completed the scoring on a 44-yard pass from Woodham to Chip Sanders.

1980 ORANGE BOWL

OKLAHOMA	24
FLORIDA STATE.....	7

MIAMI, Fla. (Jan. 1, 1980) - Julius Caesar Watts and Heisman Trophy winner Billy Sims each rushed for more than 100 yards, and the Sooner defense held Florida State to 182 total yards as Oklahoma defeated Florida State 24-7 in the 46th Annual Orange Bowl Classic.

For 17 minutes, it appeared Florida State would see its dream of a 12-0 season and possible national championship come true as it took a 7-0 lead on Mike Whiting's one-yard touchdown run in the first quarter.

FSU had a chance to double its lead moments later. OU punter Fred Keeling's kick was blocked by Seminole cornerback Bobby Butler and recovered on the Oklahoma 17 by Keith Jones.

After a first down, FSU failed to gain more than two yards on three tries. Rick Stockstill fumbled a snap from center on an attempted field goal try as Oklahoma stopped the FSU drive and gained possession at its 19.

Following a 25-yard pickup by Sims and a sack by James Gilbert, Watts kept the ball on a sweep to the right and ran 61 yards for a score.

Watts' run was a sample of things to come for the Seminoles. Following the kickoff, Jimmy Jordan's first pass was picked off by Bud Herbert, who would intercept three passes on the night, and returned to the Seminole 10. Two plays later, Stanley Wilson got the call from the five and rambled in for the score and a 14-7 Sooner lead.

Fred Keeling made it 17-7 at the half with a 24-yard field goal, and the Sooners were on their way to victory.

The remainder of the game was a defensive standoff until Sims took a lateral from Watts and raced 22 yards into the Seminole end zone at 7:13 of the fourth quarter.

For the game, Sims gained 164 yards on 24 carries and Watts tallied 127 yards on 15 attempts. FSU was outgained in the game by a 447-182 margin.

1981 ORANGE BOWL

OKLAHOMA	18
FLORIDA STATE.....	17

MIAMI, Fla. (Jan. 1, 1981) - Oklahoma was not supposed to be able to pass. But that's what it took for the Sooners to beat Florida State in the 1981 Orange Bowl. With time running out and the Seminoles leading 17-10, J.C. Watts - a swift quarterback who led a notorious Oklahoma running game - drilled an 11-yard touchdown pass to split end Steve Rhodes with 1:27 remaining.

Going for the win on the conversion, Watts rolled to his right and hit tight end Steve Valora to give the Sooners an 18-17 win over upset-minded Florida State in the 47th Annual Orange Bowl Classic.

A Florida State fumble recovery and a missed field goal kept Oklahoma off the board in the first quarter, and FSU took the lead when Ricky Williams capped a 70-yard touchdown drive with a one-yard plunge. Bill Capece converted and the Seminoles led by seven.

The score remained the same until OU's Fred Keeling hit a 53-yard field goal with two seconds remaining in the half.

Oklahoma took the second half kickoff and marched 78 yards for a touchdown and a 10-7 lead. On second and goal from the FSU four, half-back David Overstreet took a pitchout to the right and scored easily.

On the following series, FSU drove from its own 20 to the Oklahoma 27, only to watch Capece's 44-yard field goal attempt sail right. The Seminoles recovered a Watts fumble three plays later. This time Capece's field goal from 19 yards was good, and the score was tied at 10.

With 13 minutes left in the game, Keeling dropped back to his own 18 to punt. The snap sailed through his hands and into the end zone, where Bobby Butler recovered for a touchdown and a 17-10 Seminole lead.

The teams traded punts and Oklahoma took over on its own 22-yard line, trailing by seven with 3:30 on the clock. Then, Watts abandoned the forte of the Sooner offense — running — and went

to the air.

On third-and-nine from the OU 23, Watts hit Rhodes with a 42-yard pass to the FSU 35. Then Chet Winters hauled in a 14-yard pass to the Florida State 21 for another first down.

After a 10-yard scramble by Watts, the senior quarterback found Rhodes in the end zone for the touchdown.

Two completed passes gave Florida State the ball on the Oklahoma 45 with just five seconds remaining. Capece attempted to give Florida State the win with a 62-yard field goal, but the attempt fell six yards short and the Seminoles had lost to the Sooners in the Orange Bowl for the second straight year.

1982 GATOR BOWL

FLORIDA STATE.....	31
WEST VIRGINIA	12

JACKSONVILLE, Fla. (Dec. 30, 1982) - Greg Allen rambled for 138 yards and two scores, while surprise starter Blair Williams threw for 202 yards and another touchdown as Florida State upset West Virginia 31-12 in the 38th Annual Gator Bowl.

Allen, who was named MVP, scored twice in the third quarter to break open a tight game and give the Seminoles a 31-6 lead entering the final period.

The victory lifted the Seminoles' record to 9-3 on the year, and gave FSU Head Coach Bobby Bowden a win in his first encounter against the Mountaineers — the team he coached from 1970-75.

Florida State drew first blood in the game — taking a 3-0 lead on a 20-yard field goal by Philip Hall with 3:30 remaining in the first quarter. Frustrated by a blocked field goal attempt on the first drive of the game, the Mountaineers came back to tie the game early in the second stanza when All-American Paul Woodside hit a 48-yard field goal.

The Seminoles took the lead for good on the next play. Picking up Woodside's kickoff on the five, Billy Allen started up the middle and then broke to his left — eventually going 95 yards for a touchdown, a Gator Bowl record, and a 10-3 FSU lead.

West Virginia added a field goal to cut the lead to 10-6, but Williams led

FSU on a 63-yard touchdown drive with under one minute to play in the half.

With just 15 seconds remaining and the ball on the 27, Williams lofted a pass into the right corner of the end zone, where Dennis McKinnon went high over two WVU defenders to make a spectacular catch and give the Seminoles a 17-6 intermission lead.

The third quarter belonged to Greg Allen. Carrying the ball just five times, the sophomore tailback logged 52 yards and a pair of touchdowns.

Florida State's defense, which was in the face of WVU quarterback Jeff Hostetler all night, controlled the final period.

FSU held Hostetler to 10 completions in 28 attempts for 118 yards and two interceptions, while the Seminole offense was busy piling up 451 yards of total offense against a WVU defense ranked in the top 10 nationally.

1983 PEACH BOWL

FLORIDA STATE.....	28
NORTH CAROLINA	3

ATLANTA, Ga. (Dec. 28, 1983) - Making his first career start, Eric Thomas fired a pair of first-quarter touchdown passes to lead the Seminoles to a stunning 28-3 win over North Carolina in the 16th Annual Peach Bowl.

Thomas, a third-year sophomore who played sparingly during the year, led FSU on two long scoring drives on the Seminoles' first two possessions. On the first drive, Thomas directed a nine-play, 62-yard march from the Florida State 38. The drive ended when he found Weegie Thompson in the right corner of the end zone from 15 yards out for the touchdown.

Following a strong defensive effort that forced a Tar Heel punt after three downs, Thomas took over again. Displaying veteran composure in eluding a UNC blitz, he found Thompson again with an 18-yard scoring pass to give FSU a 14-0 lead.

The Seminoles stretched their lead to 21-0 before the intermission. Midway through the second quarter, Pete Panton fell on a fumbled punt return at the UNC 16. Rosie Snipes scored on a one-yard run for a three touchdown

lead at the half.

Defensive MVP Alphonso Carreker led the Seminoles, who held the Tar Heel running attack to only 32 net yards. In the game, UNC managed only 198 yards of total offense.

In the second half, the Seminoles used a ball control offense to account for 265 yards on the ground, stopping any hopes of a Carolina comeback. Greg Allen and Cletis Jones led FSU's assault, piling up a combined 176 yards on 37 carries.

Florida State scored its last touchdown on a one-yard run by Thomas, after the Seminoles used an 11-play, 88-yard drive to eat up all but 31 seconds of the fourth quarter clock. Thomas' two touchdown passes and running off the option earned him offensive MVP honors.

1984 CITRUS BOWL

FLORIDA STATE.....	17
GEORGIA	17

ORLANDO, Fla. (Dec. 21, 1984) - Florida State's ninth blocked punt of the season led to a late score and enabled FSU to escape with a 17-17 tie with Georgia in front of 51,821 fans in the Florida Citrus Bowl.

Leading 17-9 with 3:58 left, Georgia punter Chip Andrews dropped back to receive the snap when FSU's Lenny Chavers burst through the middle of the Bulldog line to block the punt. Special teams phenom Joe Wessel scooped up the loose ball and returned it 14 yards for his fourth touchdown of the season off a blocked kick.

Florida State fell behind 14-0 at the half, and needed the blocked punt to earn the tie. The Bulldogs had taken control in the second quarter, scoring on runs of two and four yards by running back Lars Tate, who gained 75 yards and was named Offensive Player of the Game.

Tate's second touchdown was set up by cornerback Kevin Harris, who picked off an Eric Thomas pass and returned it 18 yards to the FSU 13 with 1:22 remaining in the first half.

Florida State got on track early in the third quarter, marching 67 yards with the second half kickoff to set up a

32-yard field goal by Derek Schmidt.

The Seminoles' next score came with 14:12 left in the game when Tony Smith, who finished the day with 68 yards on 10 carries, scored from the one.

Held to 134 yards of total offense, Georgia scored its only points of the second half on a 36-yard field goal by Kevin Butler in the fourth quarter. The FSU defense was led by linebacker Henry Taylor and safety Billy Allen, both of whom registered 11 tackles.

While the defense had success stopping the Georgia offensive attack, Florida State's offense sputtered throughout the game.

Georgia did mount a late scoring threat when it took possession of the ball on the Florida State 46-yard line with 21 seconds left. After two incomplete passes, the Bulldogs lined up to attempt a 70-yard field goal by All-American Butler, whose attempt fell just short as time expired.

1985 GATOR BOWL

FLORIDA STATE	34
OKLAHOMA STATE	23

JACKSONVILLE, Fla. (Dec. 30, 1985) - Freshman quarterback Chip Ferguson threw for 338 yards and a pair of touchdowns, and Tony Smith added 201 yards rushing as Florida State rolled over Oklahoma State, 34-23, in the 41st Annual Gator Bowl.

FSU, which entered the game minus its top three receivers, fooled Oklahoma State by throwing on 15 of its first 20 plays. Derek Schmidt field goals of 23 and 39 yards, and a 39-yard touchdown catch by Herb Gainer sandwiched in between, gave FSU a 13-0 halftime lead.

Oklahoma State got on the scoreboard immediately following the intermission when a 63-yard drive ended in a 33-yard field goal by Brad Dennis.

Ferguson, who was named the game's MVP, went back to the air, taking the Seminoles 73 yards on the next series before handing off to senior fullback Cletis Jones for a three-yard touchdown run. An interception by Deion Sanders gave the ball back to FSU, and Ferguson used just five plays

before hitting Gainer with a 19-yard touchdown pass. That made the score 27-3, Florida State.

Oklahoma State didn't give up with Cowboy quarterback Ronnie Williams passing 29 yards to All-America tailback Thurman Thomas for an OSU TD. Following a Ferguson fumble, Williams handed off to Thomas, who threw back to the quarterback for a 12-yard touchdown that closed the score to 27-17.

Early in the fourth quarter, Ferguson scored from one yard out to give the Seminoles a 17-point cushion. The Cowboys added a late touchdown on a 31-yard pass from Williams to Hart Lee Dykes.

Sophomore wide receiver Randy White, who had never caught a pass at FSU, grabbed four first half passes for 87 yards while Gainer, who had caught just five during the regular season, hauled in seven for 148 yards and two TDs. Smith's 201 rushing yards came on 24 carries.

The Seminole defense held the heralded Thomas in check the entire game, limiting him to 97 yards on 26 attempts.

Florida State finished the season with a 9-3 record.

1986 ALL-AMERICAN BOWL

FLORIDA STATE	27
INDIANA	13

BIRMINGHAM, Ala. (Dec. 31, 1986) - Tailback Sammie Smith rushed for 205 yards and two touchdowns as Florida State claimed a 27-13 win over Indiana in the 10th Annual All-American Bowl.

Indiana was its own worst enemy, missing four scoring opportunities inside the FSU 31-yard line. The Hoosiers gained 383 yards to the Seminoles' 342 and held onto the ball almost 15 minutes longer than FSU.

Indiana scored first in the game. After driving 60 yards in 13 plays, Pete Stoyanovich kicked a 35-yard field goal to give his team a 3-0 lead.

FSU turned to Smith, a redshirt freshman. He ran for 28 yards on four carries and caught a pass for seven

more as the Seminoles moved down the field. His four-yard touchdown run capped the drive. Derek Schmidt's PAT was blocked and FSU took a 6-3 lead.

Florida State picked up another touchdown before the half when Smith scored on a nine-yard romp. The Seminoles carried that 13-3 lead into intermission.

FSU made it 20-3 on the first possession of the second half. Smith ran three times for 20 yards and the Holloman brothers did the rest. The drive was sparked by a 36-yard reverse by Darrin, while senior Tanner collected 15 yards, including eight on a touchdown run.

IU came right back, but Stoyanovich missed a third FG, this time from 49 yards out. The Hoosier defense continued to hold the Seminoles, and late in the third period, Indiana made an attempt to get back into the game. Fullback Andre Powell closed the gap to 20-10 with a two-yard plunge at the 1:19 mark.

Following an interception in the opening minutes of the fourth period, Indiana drove 56 yards on seven plays and Stoyanovich's 30-yard field goal closed the score to 20-13.

FSU marched right back behind a handful of carries by Smith that netted 44 yards, with Tanner Holloman scoring on a 10-yard run.

For his performance, Smith was awarded the MVP trophy and the Seminoles finished the season with a 7-4-1 record.

1988 FIESTA BOWL

FLORIDA STATE	31
NEBRASKA	28

TEMPE, Ariz. (Jan. 1, 1988)—Florida State quarterback Danny McManus hit wide receiver Ronald Lewis for a touchdown on fourth-and-15 late in the fourth quarter as FSU bounced back to win the Fiesta Bowl over Nebraska, 31-28.

Nebraska struck quickly on a three-yard run by tailback Keith Jones and a 52-yard punt return by Dana Brinson to open the game. At the end of one, Florida State trailed 14-0.

FSU scored 21 points in the second

quarter after abandoning the run and turning to the hot hand of McManus, who was named the game's offensive MVP. When it was over, McManus had broken Fiesta Bowl records for passes attempted (51) and yards passing (375).

The second quarter was all Garnet and Gold. Deion Sanders' interception of a Steve Taylor pass gave the Seminoles the football at the Husker 40. Six plays later, Herb Gainer snagged the first of his two TDs, this one a 10-yarder.

The Florida State defense continued to tighten. Paul McGowan's fumble recovery gave the ball back to the offense. Seventy-five yards later, McManus handed off to Dayne Williams for a one-yard touchdown run.

Florida State scored on its third consecutive possession with 44 seconds left in the half. McManus connected with Gainer from 25 yards out, and the Seminoles enjoyed a 21-14 lead.

The Huskers evened the score at 21 when they took the second half kickoff and marched 77 yards, Taylor scoring from the two. The Seminoles then took a 24-21 lead on Derek Schmidt's 32-yard field goal. With 40 seconds left in the third period, fullback Tyreese Knox put Nebraska back on top with a four-yard run.

The fourth period proved to be the culmination of an exciting afternoon for the crowd of 72,112 in Sun Devil Stadium. Nebraska's offense drove the field, using six minutes of clock time as the game wound down. Camped at the Tribe two on second-and-goal, the Huskers were set to deal the final blow. But as Knox got the handoff, the ball popped loose and FSU's Eric Hayes recovered.

With 6:58 left, McManus needed a touchdown for a Florida State win. Starting from the FSU three, the senior led his team down to the Nebraska two — the big play coming on a 43-yard pass to tailback Dexter Carter. A dead ball foul pushed the Seminoles back to the 18. Two plays later, McManus faced fourth-and-goal from the 15. He hit Lewis on the square-in pattern for the winning touchdown.

Florida State finished the season 11-1 and was voted runnerup in both the Associated Press and United Press International polls.

1989 SUGAR BOWL

FLORIDA STATE	13
AUBURN	7

NEW ORLEANS, La. (Jan. 2, 1989)—Sammie Smith rushed for 115 yards on 24 carries and All-American Deion Sanders intercepted a pass in the end zone on the game's final play to give Florida State a 13-7 victory over SEC champion Auburn in the 55th Annual Sugar Bowl.

The victory, before an ABC national television audience, gave FSU an 11-game win streak and a No. 3 final ranking. It also marked the seventh consecutive bowl championship for FSU.

Florida State scored 10 points in the first quarter, and it would be enough for the Seminole defense. FSU limited the Tigers to 108 yards on the ground and 270 total yards. The Tribe recovered a pair of fumbles and grabbed three interceptions, including Sanders' game-saver.

Smith powered the Florida State offense early with 73 yards in the first half. He earned the Miller-Digby Award as the game's Most Valuable Player and became the first back to gain over 100 yards on Auburn's defense in 25 games.

Florida State opened the game with an impressive 84-yard drive. Smith gained 50 yards as the Tribe surprised Auburn by running the ball up the middle. Dayne Williams got the touchdown on a two-yard run at 9:48 of the first quarter.

After a Stan Shiver interception, FSU's Bill Mason added a 35-yard field goal to give the Seminoles a 10-0 lead. Following a fumble recovery, Florida State drove to the Auburn two, where a fake field goal attempt failed.

The next time the Seminoles got the ball, after a Dedrick Dodge interception, FSU capitalized by driving 24 yards in eight plays for a 31-yard Mason field goal.

The teams exchanged punts on their next possessions before Auburn drove for its lone score of the game. The Tigers took the ball on their own 49 and Reggie Slack threw a 20-yard touchdown pass to Walter Reeves to bring Auburn within six at 13-7.

It was as close as Auburn would get. In fact, neither team would score again as defense dominated the second half.

As the fourth period began, FSU was on the Auburn one following a 68-yard drive. On third-and-goal, Chip Ferguson's lateral to Sammie Smith got away and Auburn recovered. The Tigers turned around and drove to the FSU 15-yard line.

On fourth-and-nine from FSU's 15, Howard Dinkins pressured Slack and he was called for intentional grounding. After a Seminole punt pinned Auburn at its own four with 3:28 to go, the Tigers put together a last-ditch drive to win the game.

With Slack completing passes to receivers Reeves, Lawyer Tillman and Freddy Weygand, the Tigers converted on fourth down three times. But on third-and-10 from the FSU 22 and five seconds remaining, Auburn went at FSU's All-American once too often. Sanders picked off Slack's pass in the end zone, and Florida State had its first Sugar Bowl victory.

1990 FIESTA BOWL

FLORIDA STATE	41
NEBRASKA	17

TEMPE, Ariz. (Jan. 1, 1990)—Peter Tom Willis, the game's Offensive Most Valuable Player, threw for five touchdowns and 422 yards to lead Florida State to its second Fiesta Bowl win over the Nebraska Cornhuskers, 41-17.

Nebraska came on strong in the first quarter with a 69-yard touchdown drive. Capped by a Gerry Gdowski-to-Brian Gregory pass, the drive took only 3:41.

Florida State followed with a march that ended in a missed 37-yard field goal by Bill Mason. Three plays later, Nebraska fumbled, but the Seminoles could not capitalize on Errol McCorvey's recovery.

Kevin Grant's interception at the Nebraska 37-yard line provided another scoring chance for FSU, but at the top of the second quarter, Richie Andrews' 39-yard field goal attempt missed to the left.

In the second quarter, Willis completed 12-of-14 passes for 210 yards and three touchdowns as the Seminoles built a 21-10 halftime lead. The first drive began with Odell Haggins' fumble recovery. Two plays later, Willis' pass

to Terry Anthony tied the score at seven. Nebraska followed with a 62-yard kick return and a 39-yard field goal to take a 10-7 lead.

After a Florida State fourth down conversion try failed and Nebraska missed a field goal, the Seminoles took the lead for good on a five-yard touchdown pass from Willis to Reggie Johnson.

With 24 seconds left in the first half, Willis struck again with a 10-yard pass to Dexter Carter to put FSU up 21-10.

Florida State continued the flood in the third quarter. Willis' passing and spectacular catching by the FSU receivers — Anthony caught six passes for 88 yards, Ronald Lewis five for 106 yards and Lawrence Dawsey four for 66 — helped the Seminoles to three third quarter touchdowns and a 41-10 lead.

After Paul Moore scored on a one-yard run, Willis connected with Johnson for the second time. Next came a 24-yard pass to Anthony to give the Seminoles their sixth touchdown of the game.

The win was Florida State's 10th straight after an 0-2 start to the 1990 season. FSU finished with its third straight Top Three ranking.

1990 BLOCKBUSTER BOWL

FLORIDA STATE	24
PENN STATE	17

MIAMI, Fla. (Dec. 28, 1990) — In a game that pitted college football's winningest active coaches, FSU quarterback Casey Weldon completed 22-of-36 passes for 248 yards to lead the Seminoles to a 24-17 victory over Penn State in the inaugural Blockbuster Bowl. The victory pushed Florida State to a number four final ranking.

After scoring on a 41-yard Richie Andrews field goal on the game's first drive, Terrell Buckley's thrilling 39-yard punt return put the Seminoles on the Penn State 17-yard line minutes later. Four plays later, Florida State scored the first touchdown of the game on a one-yard run by Amp Lee. Lee was named the game's Most Valuable Player with 86 yards on 21 carries and a pair of scores.

Following unsuccessful drives by both Penn State and FSU, PSU quarterback Tony Sacca launched a 56-yard

touchdown pass to David Daniels for the Nittany Lions' first score.

Florida State's lead increased 1:32 into the second quarter when Lee ran for his second touchdown of the game, this one from seven yards out. The score remained 17-7 until the third quarter.

Florida State started the third period with a drive that ended in a Nittany Lion interception at the Penn State 18-yard line. Twelve plays later, PSU kicker Craig Fayak gave the Nittany Lions their sole score of the third quarter with a 32-yard field goal. The Seminoles came back quickly. Weldon ran five yards for FSU's final score after a 58-yard drive.

The Nittany Lions and Seminoles exchanged punts before Penn State came back. Following a 62-yard drive, Terry Smith scored on a 37-yard pass from reserve QB Tom Bill as PSU closed to within seven with six minutes left in the game.

The final six minutes would provide some anxious moments for Seminole fans as the Nittany Lions gained momentum with Bill at the helm.

But both defenses held in the final minutes. After an exchange of punts, FSU's John Davis cemented the victory with a leaping interception at the Florida State one. The Seminoles were able to run out the clock after that to hand the Nittany Lions their first loss in nine games.

1992 COTTON BOWL

FLORIDA STATE	10
TEXAS A&M	2

DALLAS, Texas (Jan. 1, 1992) — The Seminoles won the Cotton Bowl with a mix of feisty defense and ball control offense which highlighted the rushing of sophomore Sean Jackson. After consecutive losses to Miami and Florida to end the regular season, the Seminoles rebounded to defeat ninth-ranked Texas A&M, 10-2.

Jackson ably took over the starting tailback job, running for 119 yards on 27 carries and was named the game's offensive MVP.

Rainy and cold weather conditions caused a turnover-filled game that turned into a defensive struggle. There were a Cotton Bowl record 13 turnovers in all, eight by the Aggies and five by Florida State. Texas A&M was especially plagued

by ball-handling woes, fumbling six times and throwing two interceptions.

Ironically, Texas A&M's first fumble resulted in its only points of the game. When Aggie running back Greg Hill fumbled out of bounds deep in Seminole territory, the FSU offense was forced to take over on its own two-yard line. One play later, Quentin Coryatt caught FSU quarterback Casey Weldon in the end zone for a safety.

The Aggies' two-point lead held for most of the half until Dallas native Clifton Abraham recovered an Aggie fumble at midfield. Seven plays later, Weldon faked a handoff and rolled around the right end for a five-yard touchdown run.

The second half was a carbon copy of the first with both teams trying to hang onto the ball in the wet conditions. The FSU defense continued to harass the Aggie offense, caused five fumbles in the second half. Florida State held A&M to 180 yards of total offense for the game.

The Aggie defense was also dominating, allowing the Seminoles just one more score in the game, a 27-yard field goal by Gerry Thomas with 2:40 left in the fourth quarter. Florida State won its 11th game of the year and finished the season ranked fourth in the nation.

1993 ORANGE BOWL

FLORIDA STATE	27
NEBRASKA	14

MIAMI, Fla. (Jan. 1, 1993) — The Orange Bowl provided the perfect setting for a reunion. After all, the bowl itself was one Florida State had not visited since 1981, and FSU had never won the game. In addition, the matchup between Big Eight champ Nebraska and Florida State provided a chance for the two teams to get reacquainted.

Before the coin toss, the outcome seemed a foregone conclusion. Nobody, including the Nebraska school newspaper, believed the Cornhuskers stood a chance against Charlie Ward and Florida State's high-powered offense, while the FSU defense appeared up to the challenge of stopping Nebraska's "We-Backs".

By the second quarter, the foundation of a rout had been built. The Tribe scored 20 unanswered points and the Cornhuskers were flailing in monsoon

conditions that had hit the Orange Bowl. However, the torrential downpour affected FSU's style of play more, forcing the offense to replace the shotgun with a safer and slower I-formation rushing attack.

Florida State tallied its first points of the contest midway through the first quarter. After Nebraska hit a brick wall on a fourth-and-one attempt on an early drive, the Seminole offense got the ball on its own 24-yard line.

Charlie Ward quickly directed a drive to the Cornhusker 25. From there, the FSU signal-caller calmly hooked up with Tamarick Vanover for the first score of the game.

After an exchange of punts, an interception, and a missed field goal by Nebraska, FSU got going again. Vanover's 29-yard pickup on a reverse and Sean Jackson's 28-yard pass completion to Ward highlighted an FSU drive that resulted in a 40-yard field goal by Dan Mowrey. With 10:54 left in the half, the Tribe held a 10-point advantage.

A Nebraska mistake proved costly on the following series. Cornhusker quarterback Tommy Frazier attempted a late pitch. The ball sailed and FSU's Dan Footman recovered it on the two-yard line. Three plays later, Ward hit Kez McCorvey with a four-yard strike for a 17-0 FSU lead.

Mowrey added another field goal in the period, this one from 24 yards out. With a first half shutout looming, Nebraska went to the air. Frazier soon connected with Corey Dixon, who made a circus grab in the end zone for a 41-yard touchdown.

As the rain poured down, Florida State and Nebraska played a quiet final half, offensively. The two teams traded touchdowns, with the Seminoles putting the game away in the third quarter. At the end of an 85-yard, 16-play drive that took nearly eight minutes off the clock, Jackson rattled and rolled 11 yards into the end zone, giving the Tribe a 20-point lead once again.

The Cornhuskers put the last points on the board with 10 minutes left in the game. Tight end Gerald Armstrong snared a one-yard pass from Frazier.

Ward was named Florida State's Orange Bowl MVP with 210 yards of total offense and two touchdown passes. Jackson also had an excellent outing,

gaining 101 yards on 17 carries and catching four passes for 61 yards. Jackson gained 73 of his 101 yards in the second half as he passed the 100-yard mark for the second consecutive bowl game.

1994 ORANGE BOWL

FLORIDA STATE 18

NEBRASKA 16

MIAMI, Fla.— The 60th Annual Orange Bowl game proved indeed to be a "Classic" as the nation's top two teams battled to the last second for the 1993 National Championship. When Florida State kicker Scott Bentley's field goal with 21 seconds left in the game split the uprights and Cornhusker Byron Bennett's last second kick sailed wide left, the Seminoles stood as 18-16 victors over number one Nebraska.

Both teams started slow offensively, failing to score in the first quarter. In all, the teams combined for five punts and a missed field goal in the period. And while defense continued to dominate in the second stanza, FSU took a 3-0 lead on Bentley's 34-yard field goal after marching 63 yards. The big play in the FSU drive was a 31-yard pass from Charlie Ward to Kevin Knox, while a pass interference penalty on Nebraska gave Florida State a first down on third-and-six.

It took less than two minutes for the Cornhuskers to counter. When FSU's Devin Bush tipped a pass from Nebraska quarterback Tommie Frazier into the hands of receiver Reggie Baul, NU had a 34-yard touchdown completion and a 7-3 lead.

Florida State and Nebraska traded possessions before FSU was able to add another three. Seminole quarterback Ward showed the skills that won him the Heisman Trophy, scrambling for 23 and passing for 39 of the 71 yards on the drive. Bentley nailed a 25-yard field goal with 22 seconds left and as the half ended, the heavily favored Tribe trailed, 7-6.

FSU regained the lead after taking the second half kickoff and driving 67 yards. Ward, the game's Most Valuable Player, set up William Floyd's 1-yard TD plunge with a 41-yard pass to Knox before his two-point conversion attempt fell incomplete. Nonetheless,

the Seminoles took a 12-7 lead.

One possession later, FSU increased its lead. After taking over at its own 12, Florida State looked to junior fullback Floyd for a spark. He obliged with a career-long 34-yard run to the FSU 46-yard line. Six plays later, Bentley's third field goal of the night, this one from 39 yards out, put the Seminoles up 15-7 with 3:06 remaining in the third.

Nebraska held the ball for the rest of the quarter, and on the first play of the final period, Lawrence Phillips ran to the right for a 12-yard touchdown. A two-point conversion attempt to tie the game at 15 failed when Frazier was knocked out of bounds at the one.

Florida State was unable to advance past the Nebraska 45 on its next drive, so the Cornhuskers once again took over. Their march deep into Seminole territory came to a sudden end when Richard Coes intercepted a pass at the FSU nine. But the Seminoles went three and out, turning the ball over to the Cornhuskers with 4:39 left in the game.

Nebraska drove from its own 20 to the FSU 4 after Liss' 42-yard punt. Phillips ran for 17 yards on the first play of the drive, while Frazier gained 32 yards on another rush. But the Seminole defense stiffened from there. Three runs netted minus five yards and Bennett kicked a 27-yard three-pointer from the five, giving the 'Huskies a 16-15 lead with 1:16 to play.

Starting at the 35-yard line after Bennett's kickoff went out of bounds, Ward took over. Aided by a pair of penalties against Nebraska—a 15-yard late hit after a 21-yard Warrick Dunn pickup, and a 15-yard pass interference call—Ward led FSU to the Nebraska five with 21 seconds left. Bentley's 22-yard kick on second down sailed through the uprights and gave Florida State an 18-16 edge with 21 seconds left.

But Nebraska was not ready to call it a day. On second down from the Nebraska 43, Frazier completed a 29-yard pass to Trumane Bell. The Seminoles celebrated as time apparently expired on the play, but the Cornhuskers had called a time out with one second remaining. As Bennett's last second attempt sailed wide left, the Seminoles wrapped up their first 12-win season and earned Florida State's first football national championship.

FLORIDA STATE BOWL RECORDS

INDIVIDUAL

TOTAL OFFENSE

Most Plays - 61, Kim Hammond vs. Penn State, 1967 Gator Bowl
 Most Yards Total Offense - 414, Peter Tom Willis vs. Nebraska, 1990 Fiesta Bowl
 Most Touchdowns Responsible For - 5, Steve Tensi vs. Oklahoma, 1965 Gator Bowl; Peter Tom Willis vs. Nebraska, 1990 Fiesta Bowl

RUSHING

Most Carries - 27, Phil Spooner vs. Oklahoma, 1965 Gator Bowl
 Most Yards Gained - 205, Sammie Smith vs. Indiana, 1986 All-American Bowl
 Most TDs Rushing - 2, Five Times (latest Amp Lee vs. Penn State, 1990 Blockbuster Bowl)
 Longest Rush - 65, Dennis McKinnon vs. West Virginia, 1982 Gator Bowl
 Highest Average Per Rush - 8.4 (24-202), Tony Smith vs. Oklahoma State, 1985 Gator Bowl

PASSING

Most Passes Attempted - 53, Kim Hammond vs. Penn State, 1967 Gator Bowl
 Most Passes Completed - 37, Kim Hammond vs. Penn State, 1967 Gator Bowl
 Most Interceptions Thrown - 4, Steve Tensi vs. Oklahoma, 1965 Gator Bowl; Kim Hammond vs. Penn State, 1967 Gator Bowl; Casey Weldon vs. Texas A&M, 1992 Cotton Bowl
 Most Yards Gained - 422, Peter Tom Willis vs. Nebraska, 1990 Fiesta Bowl
 Most Touchdown Passes - 5, Steve Tensi vs. Oklahoma, 1965 Gator Bowl; Peter Tom Willis vs. Nebraska, 1990 Fiesta Bowl
 Longest Pass - 46, Gary Huff to Kent Gaydos vs. Arizona State, 1971 Fiesta Bowl

RECEIVING

Most Passes Caught - 14, Ron Sellers vs. Penn State, 1967 Gator Bowl
 Most Yards Receiving - 192, Fred Biletnikoff vs. Oklahoma, 1965

Gator Bowl
 Most TD Passes Caught - 4, Fred Biletnikoff vs. Oklahoma, 1965 Gator Bowl

PUNTING

Most Punts - 9, Bill Cheshire vs. LSU, 1968 Peach Bowl; Rohn Stark vs. Oklahoma, 1980 Orange Bowl
 Highest Average - 47.5, Louis Berry vs. Oklahoma State, 1985 Gator Bowl
 Most Yards on Punts - 380, Rohn Stark vs. Oklahoma, 1980 Orange Bowl
 Longest Punt - 70, Rohn Stark vs. Oklahoma, 1980 Orange Bowl

PUNT RETURNS

Most Punt Returns - 5, Jessie Hester vs. North Carolina, 1983 Peach Bowl
 Most Yards on Punt Returns - 73, Billy Graham vs. Texas Western, 1955 Sun Bowl
 Longest Punt Return - 39, Terrell Buckley vs. Penn State, 1990 Blockbuster Bowl

KICKOFF RETURNS

Most Kickoff Returns - 5, Barry Smith vs. Arizona State, 1971 Fiesta Bowl
 Most Yards on Kickoff Returns - 143, Barry Smith vs. Arizona State, 1971 Fiesta Bowl
 Most TDs on Kickoff Returns - 1, Larry Key vs. Texas Tech, 1977 Tangerine Bowl; Billy Allen vs. West Virginia, 1982 Gator Bowl
 Longest Kickoff Return - 95, Billy Allen vs. West Virginia, 1982 Gator Bowl (TD)

INTERCEPTIONS

Most Passes Intercepted - 2, Brian McCrary vs. West Virginia, 1982 Gator Bowl
 Most Yards on Interceptions - 69, Howard Ehler vs. Oklahoma, 1965 Gator Bowl
 Longest Interception Return - 69, Howard Ehler vs. Oklahoma, 1965 Gator Bowl



Florida State and Nebraska have squared off on New Year's Day in four of the last seven years.

SCORING

Most Points - 24, Fred Biletnikoff vs. Oklahoma, 1965 Gator Bowl
 Most Touchdowns - 4, Fred Biletnikoff vs. Oklahoma, 1965 Gator Bowl
 Most PATs Attempted - 6, Richie Andrews vs. Nebraska, 1990 Fiesta Bowl
 Most PATs Made - 5, Richie Andrews vs. Nebraska, 1990 Fiesta Bowl
 Most Points Kicking - 12, Frank Fontes vs. Arizona State, 1971 Fiesta Bowl; Scott Bentley vs. Nebraska, 1994 Orange Bowl

FIELD GOALS

Most Field Goals Attempted - 5, Scott Bentley vs. Nebraska, 1994 Orange Bowl
 Most Field Goals Made - 4, Scott Bentley vs. Nebraska, 1994 Orange Bowl
 Longest Field Goal Made - 42, Frank Fontes vs. Arizona State, 1971 Fiesta Bowl

TEAM

Single Game Offense

TOTAL OFFENSE

Most Yards Gained - 569 vs. Oklahoma State, 1985 Gator Bowl
 Most Yards Gained, Both Teams - 938 vs. Oklahoma State, 1985 Gator Bowl
 Greatest Margin of Victory - 25 vs. North Carolina, 1983 Peach Bowl
 Greatest Margin of Defeat - 27 vs. Texas Western, 1955 Sun Bowl
 Most Touchdowns - 6 vs. Nebraska, 1990 Fiesta Bowl
 Most PATs Made - 5 vs. Nebraska, 1990 Fiesta Bowl
 Most Field Goals Made - 4 vs. Nebraska, 1994 Orange Bowl

RUSHING

Most Yards Gained - 364 vs. North Carolina, 1983 Peach Bowl
 Most Yards Gained, Both Teams - 562 vs. North Carolina, 1983 Peach Bowl
 Most Touchdowns - 4 vs. Indiana, 1986 All-American Bowl

PASSING

Most Passes Attempted - 55 vs. Penn State, 1967 Gator Bowl

Most Passes Completed - 38 vs. Penn State, 1967 Gator Bowl
 Most Interceptions Thrown - 4, vs. Oklahoma, 1965 Gator Bowl; vs. Penn State, 1967 Gator Bowl; vs. Texas A&M, 1992 Cotton Bowl
 Most Yards Gained - 455 vs. Texas Tech, 1977 Tangerine Bowl
 Most Yards Gained, Both Teams - 734 vs. Texas Tech, 1977 Tangerine Bowl
 Most TD Passes - 5, vs. Oklahoma, 1965 Gator Bowl; vs. Nebraska, 1990 Fiesta Bowl

PUNTING

Most Punts - 9, vs. Oklahoma, 1980 Orange Bowl; vs. LSU, 1968 Peach Bowl; vs. Wyoming, 1966 Sun Bowl
 Most Punts, Both Teams - 17, vs. Wyoming, 1966 Sun Bowl; vs. Texas A&M, 1992 Cotton Bowl
 Highest Average - 47.5 vs. Oklahoma State, 1985 Gator Bowl

PUNT RETURNS

Most Punt Returns - 5, vs. vs. Penn State, 1967 Gator Bowl; North Carolina, 1983 Peach Bowl
 Most Yards Gained - 62 vs. Georgia, 1984 Citrus Bowl

KICKOFF RETURNS

Most Kickoff Returns - 8, vs. vs. Texas Western, 1955 Sun Bowl; Arizona State, 1971 Fiesta Bowl
 Most Yards Gained - 184 vs. Arizona State, 1971 Fiesta Bowl

FIRST DOWNS

Most First Downs - 31 vs. Oklahoma State, 1985 Gator Bowl
 Most First Downs, Both Teams - 54 vs. Oklahoma State, 1985 Gator Bowl
 Most Rushing First Downs - 21 vs. Oklahoma, 1980 Orange Bowl
 Most Passing First Downs - 19, vs. Oklahoma State, 1985 Gator Bowl; vs. Nebraska, 1988 Fiesta Bowl

FUMBLES

Most Fumbles Lost - 2, Six Times (latest vs. Oklahoma State, 1985 Gator Bowl)
 Most Fumbles Lost, Both Teams - 7 vs. Texas A&M, 1992 Cotton Bowl

Single Game Defense

FIRST DOWNS

Fewest First Downs Allowed - 6, Wofford, 1950 Cigar Bowl

TOTAL DEFENSE

Fewest Yards - 139, Wofford, 1950 Cigar Bowl
 Most Yards - 450, Arizona State, 1971 Fiesta Bowl

RUSHING DEFENSE

Fewest Yards Rushing - 32, North Carolina, 1983 Peach Bowl
 Most Yards Rushing - 411, Oklahoma, 1980 Orange Bowl

PASSING DEFENSE


Fewest Passes Attempted - 4, Oklahoma, 1980 Orange Bowl
 Fewest Passes Completed - 2, Oklahoma, 1980 Orange Bowl
 Fewest Yards Passing - 36, Oklahoma, 1980 Orange Bowl
 Most Yards Passing - 279, Texas Tech, 1977 Tangerine Bowl
 Most Passes Intercepted - 3, vs. Penn State, 1967 Gator Bowl; vs. Auburn, 1989 Sugar Bowl; vs. Penn State, 1990 Blockbuster Bowl

SIDELINES

One of the most unique Florida State traditions is the Sod Cemetery. A patch of manicured grass beside one of the Seminole practice fields has been designated as the Sod Cemetery. In it, pieces of turf from "big" Florida State road victories have been buried, just as the Seminoles "buried" those opponents.

Since 1962, certain games every season have been dubbed "Sod Games". Usually, these are contests in which Florida State goes into opponent's turf as the underdog. Through the years, other games have also been designated as Sod Games, like bowl contest and road games against in-state rivals.

If the Seminoles pull off the upset, or even a tie, a piece of turf is removed from the field and taken back to Tallahassee, where it is interred in the cemetery — complete with head stone. Last year, the Tribe buried sod after ending Florida's 23-game home winning streak, and following the win over Nebraska in the Orange Bowl.



FLORIDA STATE FOOTBALL DEFENDING NATIONAL CHAMPIONS

- 1993 National Champions
- Only eighth team in history to start and finish #1
- Seven straight top four finishes.
- Nine consecutive bowl victories.
- NCAA record 12-game bowl unbeaten streak.
- Back-to-back ACC Championships, unbeaten.
- The second-best record in college football since 1987 (76-10).
- Eight national award winners, five on defense.
- An FSU player has won the: Heisman, Thorpe (two), Butkus (two), O'Brien, Maxwell, and Lombardi.
- Bobby Bowden is the nation's all-time winningest bowl coach ever.
- Coach Bowden is the only coach in NCAA 1-A history to record seven straight 10-win seasons.
- Bobby Bowden is second-winningest active head coach in America.
- Over the last six years alone, the Seminoles have won the Fiesta (twice), Sugar, Blockbuster, Cotton, and Orange (twice) Bowls.
- To complete the "cycle", Florida State has also won both preseason contests - the Pigskin and Kickoff Classics.
- 25 players have earned first-team All-America honors under Bowden at Florida State.
- Since 1989, FSU has played in the nation's top markets including: Chicago, Atlanta, Los Angeles, Detroit, Phoenix, Dallas, Miami, New Orleans, Orlando, Washington D.C., New York City.



FLORIDA STATE SCHEDULE '94

SEPTEMBER
3 VIRGINIA
10 at Maryland
17 at Wake Forest
21 NORTH CAROLINA*

OCTOBER
8 at Miami
22 CLEMSON**
29 DUKE

NOVEMBER
5 at Georgia Tech
12 at Notre Dame (Orlando)
19 at N.C. State
26 FLORIDA

*Parents' Weekend

**Homecoming

