



YEAR

IN REVIEW









Florida State's desire for a rematch in the Sugar Bowl proved the program had not lost its daring style that thrust it into the national spotlight early in Bobby Bowden's career.

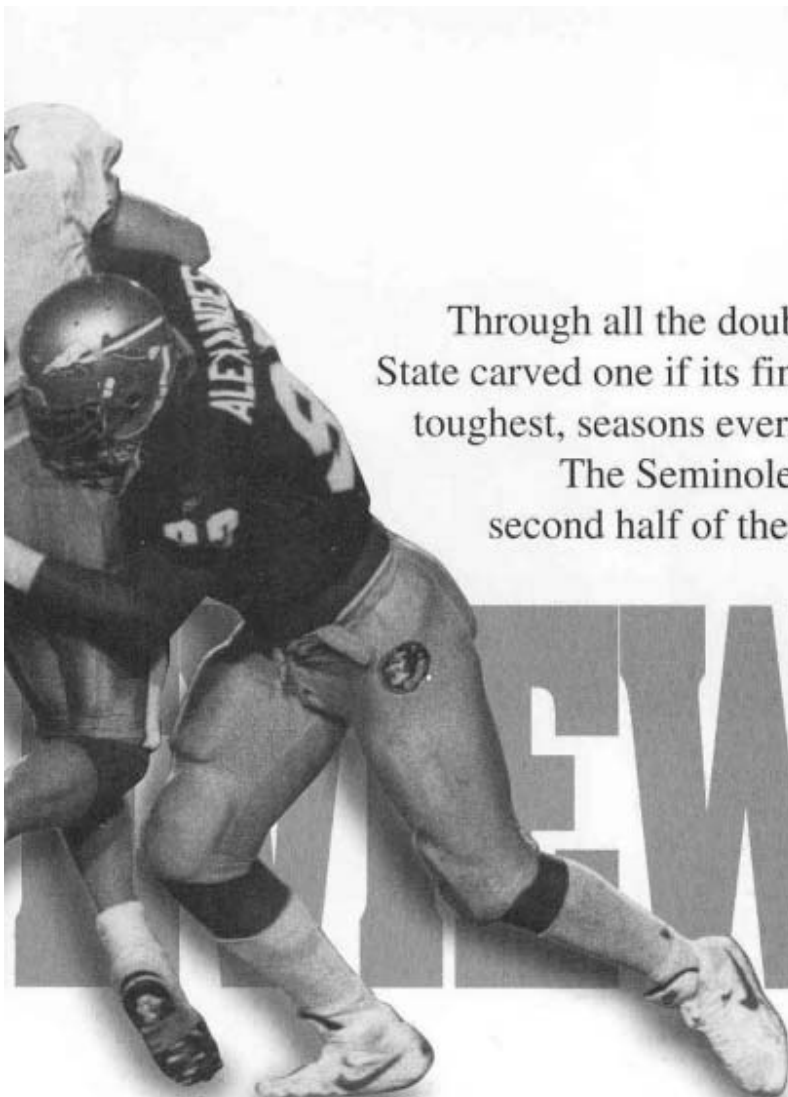
YEAR
IN P



While the end result of a major bowl title and top four finish has become "routine" for Florida State, 1994 was a most unusual season for the Seminoles and one that may have defined the character of the program.

Florida State spent last summer in a nightmarish race to right the mistakes a handful of players committed that caused embarrassment that few teams could survive. However, the mighty Seminole program dusted itself off and set about to make things right, suspending a number of players early in the season and trying to put together national policies that would prevent it from happening again.

In the midst of the media blitz, FSU's coaching staff and players prepared to defend their 1993 national championship. Questions of whether Danny Kanell could step in for Charlie Ward and if the defense could dominate like it had the year before were prevalent.



Through all the doubts and distractions, Florida State carved one of its finest, and certainly one of its toughest, seasons ever.

The Seminoles had to comeback in the second half of the Maryland game after trailing an ACC foe at the half for the first time all season. The Tribe had to rebound from a heart-breaking loss at Miami that would prove the only real blemish on the season.

But the performance by FSU on a November afternoon against arch-rival Florida

will surely go down in Seminole legend as "The Comeback."

A popular T-shirt in Tallahassee may say it best. It reads, "Trailing 31-3...just 13:00 left...the ball on your own 20...NO FEAR!"

Certainly, FSU's 31-31 tie with the Gators, which tied an NCAA record, defined the character of the 1995 Seminoles and probably spoke even more deeply. "The Comeback" was a culmination of 48 years of Seminole pride, determination and desire.

Florida State's desire for a rematch in the Sugar Bowl proved the program had not lost its daring style that thrust it into the national spotlight early in Bobby Bowden's career. FSU faithful were rewarded with a satisfying finish to a most demanding season.

1994

SEASON IN REVIEW

FLORIDA STATE 41
VIRGINIA 17

September 3, 1994

TALLAHASSEE — Defending national champion and third-ranked Florida State, began the 1994 season with a resounding 41-17 victory over the Virginia Cavaliers in front of a Doak Campbell Stadium crowd of 74,551 and an ABC regional television audience.

The departure of Heisman Trophy winner Charlie Ward left the quarterback position as the biggest concern heading into the new season. Junior Danny Kanell silenced the critics, at least early in the year, with 32-of-48 passing for 330 yards and four touchdowns in his debut as the full-time starter.

FSU dominated a fine Virginia team with five different Seminoles scoring and doubling the Cavaliers' yardage. However, UVA held Florida State scoreless in the first quarter and led 3-0

before the Seminoles blew the game wide open with a 20-point second quarter barrage. The Tribe defense stifled the UVA offense most of the first half and the biggest Virginia gain in the second quarter was on a penalty.

FSU finally got on the scoreboard when Warrick Dunn took a Kanell pass 16 yards into the endzone on the first play of the second quarter. The touchdown was set up by a 53-yard swing pass from Kanell to Dunn in which Dunn faked and outran the Cavalier linebackers before being brought down at the UVA 18-yard line.

After the Seminole defense forced a Virginia punt, Kanell marched the Seminoles on an 11-play, 74-yard drive capped by an 13-yard touchdown reception in the back of the endzone by tight end Billy Glenn.

On UVA's next play from scrimmage, defensive tackle Julian Pittman recovered a fumble at the Virginia 13-yard line. Kanell completed his third touchdown pass three plays later finding senior Kez McCorvey open in the endzone for a 4-yard touchdown strike giving FSU a 20-3 halftime lead.

The Tribe continued to roll in the second half. Senior cornerback Clifton Abraham picked off a Symion Willis pass and returned it 37-yards to the UVA 28-yard line on the third play from scrimmage in the third quarter.

Five plays later, redshirt freshman tailback Rock Preston scored from three yards out giving FSU a 27-3 advantage.

Fullback Zach Crockett scored on a 1-yard plunge and McCorvey hauled in his second touchdown of the day to conclude the scoring for FSU.

Virginia quarterback Matt Groh threw fourth quarter touchdown strikes of 20 and five yards for the Cavaliers. UVA was held to 78 yards in the first half, 285 for the game and was forced to punt 10 times. The Cavaliers' bright spot was running-back Tiki Barber who would prove to be one of only two players to rush for over 100 yards on the Seminoles all season.

McCorvey led all receivers with 11 receptions for 107 yards and two scores, while Rock Preston enjoyed an impressive debut rushing for 70 yards on three carries.

The FSU defense was led by sophomore linebacker Sam Cowart who had 13 total tackles.

Florida State's defense proved from the season-opener that they would be very difficult to run against. Virginia was one of only five opponents to rush for over 100 yards as a team against FSU in 1994.



Score By Quarters

	1	2	3	4	F
Florida State	0	20	14	7	41
Virginia	3	0	0	14	17

Scoring Summary

- UVa- 40 yd FG by Garcia, 8:30
- FSU- Dunn 16 yd pass from Kanell (Bentley kick blocked), 14:51
- FSU- Glenn 3 yd pass from Kanell (Bentley kick), 4:39
- FSU- McCorvey 4 yd pass from Kanell (Bentley kick), 4:01
- FSU- Preston 3 yd run (Bentley kick), 11:10
- FSU- Crockett 1 yd run (Bentley kick), 7:39
- UVa- Crowell 20 yd pass from Groh (Garcia kick), 14:54
- FSU- McCorvey 4 yd pass from Kanell (Bentley kick), 11:33
- UVa- Crowell 5 yd pass from Groh (Garcia kick), 00:16

Team Statistics

	FSU	UVA
First Downs	22	14
Rushes-Yards	24-116	37-127
Passing Yards	397	158
Comp.-Att.-Int.	39-56-1	17-36-1
Plays-Total Offense	80-513	73-285
Punt Return Yards	12	8
Punts-Average	5-37.6	10-34.6
Fumbles-Lost	1-1	4-2
Interceptions-Yards	1-37	1-20
Penalties-Yards	9-72	6-49
Time of Possession	27:10	32:50
Third Down Conv.	7-16	2-18

Individual Statistics

RUSHING: FSU- Dunn 4-4, Crockett 5-9, Preston 3-70, Kanell 1-2, J. Green 8-25, Ellison 1-12, E.G. Green 1-(-2), Stark 1-(-4); UVa- Brooks 11-21, Way 7-19, Willis 3-(-19), T. Barber 12-108, Medley 2-1, Groh 2-(-3).
PASSING: FSU- Kanell 32-48-1-330, Stark 7-8-0-67; UVa- Willis 9-24-1-66, Groh 8-12-0-92.
RECEIVING: FSU- Crockett 2-29, McCorvey 11-107, Dunn 4-71, Ellison 5-43, Preston 3-27, Cooper 5-44, Messam 3-20, Glenn 1-3, E.G. Green 1-11, R. Long 2-24, J. Green 2-18; UVa- Brooks 3-7, Davis 1-5, Neely 1-7, Jeffers 3-33, Allen 1-11, Derey 1-7, Crowell 5-66, Owen 1-9, Byrd 1-13.

FLORIDA STATE 52
MARYLAND 20

September 10, 1994

COLLEGE PARK, MD — Danny Kanell had his second straight strong performance while fullback Zach Crockett put up career numbers as the Seminoles rebounded from a 20-17 halftime deficit to score the game's final 35 points in a 52-20 victory in their first road game of the season at Maryland.

Kanell, playing at the site of his first collegiate start, completed 28-of-44 passes for 427 yards and one touchdown. He did throw two interceptions. Crockett rushed for 123 yards and a pair of touchdowns. His rushing totals were the most for a Seminole fullback since 1986.

On the game's opening possession, Maryland's Scott Milanovich directed a 9-play, 80-yard drive to give the Terrapins a 7-0 lead. The drive was capped by a 7-yard shovel pass from Milanovich to Brian Underwood.

Maryland's attempt of an onside kick went out of bounds and FSU took over at its own 44-yard line. After driving to the Maryland 17, Florida State had to settle for a 34-yard Scott Bentley field goal to get on the scoreboard, trailing 7-3.

The Terrapin special teams provided the next big play by blocking Sean Liss' punt and taking over at the FSU 27-yard line. The Tribe defense held, however, and Maryland took a 10-3 lead on Joe O'Donnell's 27-yard field goal.

After intercepting a Kanell pass, the Terps had great field position setting up at FSU's 39-yard line. The Seminoles held Maryland to another field goal, this time from 30 yards out, and heavily favored Florida State trailed 13-3.

The Florida State offense showed its first signs of life on the following possession as Kanell drove the team 90 yards in 11 plays highlighted by Crockett's 1-yard touchdown plunge on fourth down. On the drive, Kanell completed 6-of-8 passes including a 23-yarder to Wayne Messam on third and goal from the 24 to keep FSU's scoring hopes alive.

Florida State took the lead on its next possession on a 16-yard run up the middle by Rock Preston. The drive was highlighted by FSU's rediscovery of the tight end as Melvin Pearsall hauled in three receptions for 40 yards. Pearsall finished the day with seven receptions for 90 yards and a touchdown, the most receptions by an FSU tight end in four seasons.


Maryland would take a 20-17 halftime lead following a 38-yard screen pass to Geroy Simon from Milanovich with under two minutes remaining. The deficit marked the first time FSU had trailed an ACC team at halftime.

The second half would be all Florida State's as the offense gained 402 yards and the defense limited Maryland to just 52 yards and no points.

The Seminoles relied heavily on the running game in the second half and scored on three of their first four possessions. The Tribe would take the lead for good on its opening drive when Preston scored his second touchdown of the day from six yards out.

Crockett scored his second touchdown of the game on a 14-yard blast with 4:46 remaining in the third quarter.

The remainder of the second half proved to be



The 1994 team will probably be remembered as one of the guttiest in Seminole history after "The Comeback" against Florida. Wayne Messam and company proved early in the year they might be special by overcoming a 20-17 halftime deficit, their first since joining the ACC, in a 52-20 win at Maryland.

much the same as Dunn scored on a 25-yard run and Kanell threw an 8-yard touchdown strike to Kez McCorvey. Pearsall capped the scoring on a 13-yard pass from back-up quarterback Jon Stark as the Seminoles increased their ACC win streak to 18 games.

FSU gained 731 yards of total offense in the game, 279 on the ground. The Seminole defense limited the high-powered Terrapin offense to just 237 yards of total offense, including just 24 on the ground.

Score By Quarters

	1	2	3	4	F
Florida State	3	14	14	21	52
Maryland	10	10	0	0	20

Scoring Summary

- MD- Underwood 7 yd pass from Milanovich (O'Donnell kick), 10:35
- FSU- Bentley 34 yd field goal, 8:36
- MD- O'Donnell 27 yd field goal, 3:38
- MD- O'Donnell 30 yd field goal, 11:15
- FSU- Crockett 1 yd run (Bentley kick), 6:55
- FSU- Preston 16 yd run (Bentley kick), 2:50
- MD- Simon 38 yd pass from Milanovich (O'Donnell kick), :51
- FSU- Preston 6 yd run (Bentley kick), 10:57
- FSU- Crockett 14 yd run (Bentley kick), 4:46
- FSU- McCorvey 8 yd pass from Kanell (Bentley kick), 11:32
- FSU- Dunn 25 yd run (Bentley kick), 4:31
- FSU- Pearsall 13 yd pass from Stark (Bentley kick), 2:54

Team Statistics

	FSU	MD
First Downs	37	14
Rushes-Yards	49-279	17-24
Passing Yards	452	213
Comp.-Att.-Int.	30-46-2	22-41-2
Plays-Total Offense	95-731	58-237
Punt Return Yards	18	15
Punts-Average	3-30.3	9-42.4
Fumbles-Lost	2-1	0-0
Interceptions-Yards	2-37	2-26

Wake Forest had the misfortune of being the team on the schedule when All-American Derrick Brooks came off a two-game suspension. Brooks caused a Demon Deacon fumble on his first play from scrimmage, and would block a Wake punt later in the game.



Penalties-Yards	11-94	5-33
Time of Possession	34:38	25:22
Third Down Conv.	10-17	1-12

Individual Statistics

RUSHING: FSU- Crockett 19-123, Dunn 16-104, J. Green 4-36, Preston 4-30, McCorvey 1-4, Kanell 2-(-16), Ellison 1-(-10), Andrews 2-8; MD- Rogers 2-(-4), Williams 6-18, Underwood 4-19, Milanovich 2-(-11), Burnett 2-1, Foley 1-1.
PASSING: FSU- Kanell 28-44-2-427, Stark 2-2-0-25; MD- Milanovich 17-34-1-188, Foley 5-7-1.
RECEIVING: FSU- Dunn 3-28, Ellison 3-50, Cooper 3-35, McCorvey 5-63, E.G. Green 2-40, Crockett 1-14, Messam 4-122, Pearsall 7-90, Glenn 2-10; MD- Lewis 5-27, A. Williams 5-45, Underwood 2-18, Simon 3-60, Weaver 3-17, Johnson 3-34, W. Williams 1-12.

**FLORIDA STATE 56
WAKE FOREST 14**

September 17, 1994

WINSTON-SALEM, NC — Fourth-ranked Florida State's offense spread the ball all over the field scoring six touchdowns on their first seven possessions in a 56-14 win over Wake Forest in Winston-Salem.

The defense welcomed the return of pre-season All-American Derrick Brooks who had a smashing start to his senior season. Brooks made up for a two game suspension by forcing a fumble, blocking a punt, recording a sack, and intercepting a Demon Deacon two-point conversion attempt.

Danny Kanell led the FSU offense completing 20-of-28 passes for 189 yards in limited action.

It was, however, the Seminole defense who set up FSU's first score as Brooks forced a Wake Forest fumble on their third play from scrimmage, which cornerback James Colzie recovered on the Demon Deacon's 42.

Kanell completed his first five passes in a row, the last a 15-yarder to freshman E.G. Green in the endzone for a touchdown that ended a 42-yard drive.

FSU drove 84 yards in 10 plays on their next possession which finished with Zach Crockett's 24-yard rumble up the middle with 4:34 remaining in the first quarter to give FSU a 14-0 advantage. The score was Crockett's fourth in three games.

Brooks provided the Seminoles with another spark as he blocked a Mike Strazzeri punt that Clifton Abraham recovered in the endzone giving FSU a 21-0 lead. Abraham's recovery for a touchdown was the senior's 4th career touchdown off a blocked punt, which set a new school record.

Florida State kept the pressure on the Deacons even without the starters in the game. Back-up quarterback Jon Stark got into the scoring action connecting with Andre Cooper on a 25-yard touchdown pass that was the result of an 80-yard, five-play drive and made the score 28-0.

Rock Preston continued the scoring barrage with a 10-yard scamper around the left end giving the Seminoles a 35-0 lead with 5:59 remaining in the first half.

Warrick Dunn concluded the first half scoring capping an 11-play, 68-yard drive with a five-yard run that provided the 42-0 halftime margin.

Despite having the ball eight minutes less than Wake Forest, the Seminoles outgained the Demon Deacons 337-184 yards in the first half.

Florida State coasted in the second half on touchdown strikes of 17-yards from Stark to Dennis Andrews and 18-yards from Thad Busby to Melvin Pearsall. The game marked the first collegiate touchdowns of E.G. Green, Andre Cooper, Dennis Andrews and Thad Busby.

An interception ruined FSU's hopes of a shutout when Wake Forest ran it in from the two set up by a short 5-play, 25-yard scoring drive.

Wake concluded the scoring with a 12-yard scoring pass from David Cerchio to Thabiti Davis.

Jermaine Green, who would miss the rest of the season with a knee injury, led all FSU rushers with 62 yards on 12 carries. E.G. Green caught eight passes for 70 yards and Andre Cooper gained 105 yards on five catches to lead the receiving corps, which was without Kez McCorvey for the first time in 41 games.

In addition to Brooks, Tiger McMillon and Marcus Long returned to the Seminole roster against Wake after serving two game suspensions.

Score By Quarters

	1	2	3	4	F
Florida State	21	21	7	7	56
Wake Forest	0	0	0	14	14

Scoring Summary

- FSU- E. Green 15 yd pass from Kanell (Bentley kick), 11:49
- FSU- Crockett 24 yd run (Bentley kick), 4:35
- FSU- Abraham recover kick (Bentley kick), 2:19
- FSU- Cooper 25 yd pass from Stark (Bentley kick), 9:47
- FSU- Preston 10 yd run (Bentley kick), 5:59
- FSU- Dunn 5 yd run (Bentley kick), 1:43
- FSU- Andrews 17 yd pass from Stark (Bentley kick), 6:11
- WFU- Gresham 2 yd run (Cerchio pass intercepted), 14:07
- FSU- Pearsall 18 yd pass from Busby (Bentley kick), 11:02
- WFU- Davis 12 yd pass from Cerchio (Cerchio run), 2:57

Team Statistics

	FSU	WFU
First Downs	30	19
Rushes-Yards	30-191	36-49
Passing Yards	371	205
Comp.-Att.-Int.	30-42-3	20-47-0
Plays-Total Offense	72-562	83-254
Punt Return Yards	83	0
Punts-Average	2-41.0	9-34.6
Fumbles-Lost	1-1	2-1
Interceptions-Yards	0-0	3-65
Penalties-Yards	18-142	5-49
Time of Possession	24:29	35:11
Third Down Conv.	9-11	6-21

Individual Statistics

RUSHING: FSU- J. Green 12-62, Dunn 3-36, Crockett 4-33, Preston 3-30, R. Long 1-17, Busby 1-15, Andrews 1-5, McMillon 4-3, Kanell 1(-10); WF- Gresham 13-



34, Gudger 4-20, Cerchio 10-9, Williams 3-2, H. Lewis 3(-5), LaRue 3(-11).

PASSING: FSU- Kanell 20-28-1-189, Stark 8-11-1-147, Busby 2-3-1-35; WF- LaRue 13-25-0-163, Cerchio 7-22-0-42.

RECEIVING: FSU- E.G. Green 8-70, Cooper 5-105, Dunn 4-34, McMillon 4-47, Glenn 2-20, Pearsall 2-34, Messam 2-16, Andrews 1-17 Ellison 1-11, Preston 1-17; WF- Pettus 10-110, McNeel 2-9, Davis 2-23, Perry 2-21, Ballou 1-6, W. Clark 1-7, Blanchard 1-21, Dodler 1-8.

**FLORIDA STATE 31
NORTH CAROLINA ... 18**

September 24, 1994

TALLAHASSEE — In an early season game considered by many to feature the two probable contenders for the ACC crown, third-ranked Florida State pulled away from 13th-ranked North Carolina in the third quarter and held off a Tar Heel rally for a 31-18 win in front of a Doak Campbell Stadium record crowd of 78,111 and an ESPN national television audience.

Florida State quarterback Danny Kanell threw for three touchdowns and 252 yards and Warrick Dunn turned in his second 100-yard rushing game as the Seminoles increased their ACC winning streak to 19 games.

The Seminoles scored on their opening possession driving 79 yards in 12 plays capped by a 5-yard scoring pass to Melvin Pearsall with 9:34 remaining in the first quarter.

North Carolina responded when James

ACC Defensive Player of the Year Derrick Alexander led a tremendous Florida State pass rush all season which allowed a remarkable 16 different Seminoles to record at least one quarterback sack in 1994.



Warrick Dunn rushed for 121 yards in the 31-18 win over North Carolina. The sophomore running back went on to become only the fifth back in FSU history to gain 1,000 yards in a season.

Hamilton intercepted a Kanell pass at the FSU 23-yard line and the Tar Heels scored four plays later on a Leon Johnson 1-yard run to tie the score at seven midway through the first quarter.

After neither offense could generate a first down on the following four possessions, Orpheus Roye recovered a UNC fumble on the FSU 27. Dunn ripped the Heels on a 46-yard run that set up Kanell's second touchdown throw of the night. Andre Cooper made a diving grab of a 27-yard Kanell aerial for the score.

FSU would score again with three seconds remaining in the first half when Scott Bentley nailed a 37-yard field goal.

Despite outgaining the Tar Heels in the first half 273 yards to 97 yards, FSU held a slim 17-7 edge at the half.

Florida State used two quick third quarter touchdowns to turn its halftime lead into a 31-7 cushion. The first touchdown came on a Zach Crockett one-yard plunge after a 6-play, 48-yard drive which gave the Seminoles a 24-7 edge. The score was set up by a 31-yard completion to Cooper down to the Carolina one-yard line.

The second FSU score came less than four minutes later on a 31-yard touchdown pass from Kanell to Kez McCorvey, which gave the Tribe a comfortable 31-7 lead.

North Carolina began a comeback attempt by driving 80 yards in eight plays capped by a Malcolm Marshall 1-yard plunge with 3:24 left in the third. UNC went for two and converted as Leon Johnson scored on the option.

Tripp Pignetti kicked a 42-yard field goal to bring the Tar Heels to within 13 points at 31-18 with 12:15 remaining.

UNC's comeback bid gained further momentum when the Heels forced Kanell to fumble on a sack at the Seminoles six-yard line.

Derrick Alexander sacked Carolina quarterback Jason Stanicek setting the stage for the game's deciding and most controversial play. Faced with a second and 11, Stanicek's pass to Octavus Barnes was ruled a catch and a fumble which was recovered by noseguard Connell Spain at the FSU 11 with just over 10 minutes remaining.

The FSU defense shut down the Tar Heel offense the rest of the game for the 31-18 victory, which kept the Seminoles' record unblemished for the showdown with Miami in two weeks.

Dunn gained 121 yards on 19 carries and McCorvey bounced back from a shoulder injury to record five catches for 83 yards and a touchdown.

Score By Quarters

	1	2	3	4	F
Florida State	14	3	14	0	31
North Carolina	7	0	8	3	18

Scoring Summary

- FSU- Pearsall 5 yd pass from Kanell (Bentley kick), 9:34
- UNC- Johnson 1 yd run (Pignetti kick), 5:32
- FSU- Cooper 27 yd pass from Kanell (Bentley kick), :26
- FSU- Bentley 37 yd FG, :03
- FSU- Crockett 1 yd run (Bentley kick), 10:44
- FSU- McCorvey 31 yd pass from Kanell (Bentley kick), 6:56
- UNC- Marshall 1 yd run (Johnson run), 3:24
- UNC- Pignetti 42 yd FG, 12:15

Team Statistics

	FSU	UNC
First Downs	22	16
Rushes-Yards	42-169	33-108
Passing Yards	252	178
Comp.-Att.-Int.	20-35-1	17-29-0
Plays-Total Offense	77-421	62-286
Punt Return Yards	19	1
Punts-Average	7-33.6	8-41.3
Fumbles-Lost	2-1	4-3
Interceptions-Yards	0-0	1-0
Penalties-Yards	6-62	9-82
Time of Possession	32:27	27:33
Third Down Conv.	5-14	2-12

Individual Statistics

- RUSHING:** FSU- Dunn 19-121, Crockett 9-30, Preston 5-25, McMillon 2-0, E.G. Green 2-12, Kanell 5-(-19); UNC- L. Johnson 8-19, C. Johnson 9-56, Stanicek 11-20, Marshall 4-10, Henderson 1-3.
- PASSING:** FSU- Kanell 18-32-1-233, Stark 2-3-0-19; UNC- Stanicek 17-29-0-178.
- RECEIVING:** FSU- McMillon 1-9, McCorvey 5-83, Pearsall 2-20, Cooper 3-68, Ellison 2-15, Dunn 2-8, Preston 1-11, E.G. Green 1-3; UNC- Ashford 2-22, Barnes 4-48, C. Johnson 1-5, L. Johnson 3-11, Wall 5-62, Patton 1-17, DeLong 1-13.

FLORIDA STATE 20
MIAMI 34

October 8, 1994

MIAMI, FL — 13th-ranked Miami's defense held Florida State to its lowest offensive output of the season and forced five Seminole turnovers in defeating third-ranked FSU 34-20 in front of a packed Orange Bowl and ESPN's biggest audience ever for college football.

The Seminoles had their chances against their arch-rival, blocking a pair of Miami punts and creating five Hurricane turnovers. But FSU scored just 13 points off those mistakes, while the 'Canes turned three interceptions of Danny Kanell into 21 points and limited the Seminole offense to just 47 yards rushing.

Florida State's first drive began with excellent field position after linebacker Daryl Bush recovered a James Stewart fumble on the Hurricanes' second play from scrimmage giving FSU the ball on its own 47.

Kanell led the offense to the Hurricane 12-yard line before Malcolm Pearson intercepted a pass in the endzone for a touchback.

Miami took advantage of the break and turned to its power running game to drive 80 yards in nine plays, for a 7-0 lead on Stewart's 2-yard TD run.

FSU's special teams gave the Tribe a chance to get right back in it by blocking the first of two punts and setting the offense up at the Hurricane 14-yard line. It took just three plays for FSU to pull within one when fullback Zack Crockett plunged up the middle for one into paydirt. Scott Bentley's extra point attempt was wide right and FSU trailed 7-6 with 2:20 remaining in the first quarter.

After forcing a Miami punt and taking over at midfield, Florida State took the lead on Crockett's second touchdown of the game, this time from two yards out. The score was set up by a 17-yard screen pass from Kanell to Crockett which moved the ball to the two-yard line. Wayne Messam hauled in the two-point conversion to give the Seminoles a 14-7 lead with 14:30 remaining in the first half.

The Seminoles' special teams seemed bent on a route as they blocked their second punt and gave the offense the ball at Miami's 24-yard line.

Two plays later, the game's momentum switched when cornerback C.J. Richardson intercepted a Kanell pass at the Hurricane 13-yard line and returned it to FSU's 29, sending the sell-out crowd into delirium.

Stewart made up for his fumble and scored from five yards out to tie the score at 14 with 7:28 remaining in the third. The drive was kept alive when Frank Costa found A.C. Tellison for 12 yards on a third and 9 to give Miami a first-and-goal at the FSU five.

Miami took the lead for good with an impressive 89-yard, 12-play drive that was capped by a third down option pass by back-up quarterback

Ryan Collins for the score and 21-14 Hurricane lead with :14 left in the half.

On FSU's first possession of the second half, Bentley closed the gap to 21-17 with a 23-yard field goal that capped a 9-play drive covering 48 yards.

Miami responded by driving to the Seminole 20-yard line before settling for a 37-yard field goal, making the score 24-17 midway through the third quarter.

After a holding penalty nullified a 22-yard pass completion to Kez McCorvey, Miami's Carlos Jones intercepted a Kanell pass and returned it 16 yards for a touchdown boosting the 'Canes' lead to 31-17 with 1:04 remaining in the third quarter.


FSU's defense created another chance for the Seminoles to get back in the game when they forced a fumble that was recovered by James Roberson at the Hurricane 9-yard line. Second team quarterback Jon Stark replaced a struggling Danny Kanell (13-of-28 passing with no touchdowns) and after three plays, including a sack, the Seminoles settled for a 34-yard Bentley field goal to pull within 11 at 31-20 with 12:10 remaining.

The Hurricane defense dominated FSU's offense for the remainder of the game forcing coaches to go to third team quarterback Thad Busby, but no one could get the offense going. UM held FSU to a season-low 219 yards of total offense, while they churned out 185 rushing yards and 178 through the air.

Florida State looked outnumbered at times in its only loss of the season at Miami. The Seminole defense gave up a season-high 185 yards on 45 Hurricane rushing attempts.

Score By Quarters

	1	2	3	4	F
Florida State	6	8	3	3	20
Miami	7	14	10	3	34



Scoring Summary

UM-	Stewart 2 yd run (Prewitt kick), 7:11
FSU-	Crockett 1 yd run (Bentley kick failed), 2:20
FSU-	Crockett 2 yd run (Kanell pass to Messam), 14:30
UM-	Stewart 5 yd run (Prewitt kick), 7:28
UM-	Harris 1 yd pass from Collins (Prewitt kick), :14
FSU-	Bentley 23 yd FG, 9:52
UM-	Prewitt 37 yd FG, 7:36
UM-	Jones 16 yd interception return, 1:04
FSU-	Bentley 34 yd FG, 12:14
UM-	Prewitt 21 yd FG, 2:18

Team Statistics

	FSU	UM
First Downs	13	25
Rushes-Yards	26-47	45-185
Passing Yards	172	178
Comp.-Att.-Int.	16-39-4	19-34-2
Plays-Total Offense	65-219	79-363
Punt Return Yards	0	6
Punts-Average	5-42.2	3-37.3
Fumbles-Lost	1-1	3-3
Interceptions-Yards	2-35	4-74
Penalties-Yards	9-54	9-67
Time of Possession	24:32	35:28
Third Down Conv.	6-16	5-12

Individual Statistics

RUSHING: FSU- Dunn 8-32, Crockett 7-14, Preston 3-24, Kanell 3-(-15), McCorvey 1-3, Stark 4-(-11); UM- Stewart 16-95, Ferguson 9-81, L. Jones 15-43, J. Harris 1-4, Costa 2-(-9), Crissy 2-(-29).
PASSING: FSU- Kannell 13-28-3-153, Stark 2-9-0-15, Busby 1-2-1-4; UM- Costa 18-32-2-177, Cain 0-1-0-0, Collins 1-1-0-1.
RECEIVING: FSU- E.G. Green 1-18, McCorvey 4-66, Crockett 6-50, Cooper 1-8, Preston 1-10, Messam 1-9, Dunn 1-2, Pearsall 1-9; UM- German 5-36, Tucker 2-44,

FSU shutout Clemson for the second consecutive year but gave the Homecoming crowd a scare before outlasting the Tigers 17-0 on October 22. Warrick Dunn became the first player in 20 games to gain over 100 yards on a Clemson defense when he rushed for 133 on 17 carries.



J. Harris 2-13, C.T. Jones 3-20, Stewart 1-5, Green 1-13, Tellison 2-28, Ferguson 2-18, D. Harris 1-1.

**FLORIDA STATE 17
 CLEMSON 0**

October 22, 1994

TALLAHASSEE — Florida State held Clemson to under 150 yards of total offense and allowed the visiting Tigers just 3-of-18 third-down conversions en route to a 17-0 victory in front of a Doak Campbell homecoming crowd of 75,902.

Despite tying the ACC consecutive win streak at 21, the 11th-ranked Seminoles sputtered on offense, scoring only three out of five times inside the Tiger's 20-yard line.

Neither team scored on its opening possession, but the Seminole special teams set up the first FSU scoring opportunity when James Colzie returned a punt 16 yards to the Clemson 31.

Florida State missed a chance to score when Scott Bentley's 32-yard field goal attempt sailed wide right with 3:17 remaining in the first quarter.

The Seminoles scored the game's first touchdown when Warrick Dunn broke a tackle and ran five yards for the score with 13:27 left in the second quarter capping a 7-play, 70-yard drive. Dunn also provided the key play of the drive racing for a 24-yard gain on a fourth and one. He would finish with a game-high 133 yards on the afternoon.

After forcing another Clemson punt, Kanell directed the Seminoles on a 10-play, 66-yard drive capped by Dunn's second touchdown of the day, this time from four yards out giving FSU a 14-0 lead with 8:45 remaining in the first half. FSU failed on a chance to increase its lead when Bentley missed his second field goal attempt of the first half, this time a 28-yarder, forcing the Seminoles to settle for a 14-0 halftime lead. Bentley would be benched in the second half in favor of senior Dan Mowrey who retained the kicking chores for the remainder of the year.

Florida State began the opening drive of the second half at its own 17-yard line. In 13 plays, the Seminoles drove to the Tiger 12, but saw their kicking woes continue as Mowrey missed wide right from 29 yards.

The Seminoles increased their lead and scored the game's final points on their next possession. After driving 69 yards to the Clemson four, Mowrey made his first field goal of the season from 22 yards with 5:39 remaining in the third quarter.

Both offenses combined for just one first down in the fourth quarter as the score remained 17-0.

Danny Kanell completed 17-of-32 passes but did not throw for a touchdown for the second consecutive week. He was replaced by Jon Stark in the fourth quarter.

The victory marked the second straight homecoming shutout for Florida State and the Seminoles' second consecutive shutout of Clemson, which gained just 86 yards rushing.

Score By Quarters

	1	2	3	4	F
Florida State	0	14	3	0	17
Clemson	0	0	0	0	0

Scoring Summary

FSU- Dunn 5 yd run (Bentley kick), 13:27
 FSU- Dunn 4 yd run (Bentley kick), 8:45
 FSU- Mowrey 22 yd FG, 5:39

Team Statistics

	FSU	CU
First Downs	21	9
Rushes-Yards	39-194	42-86
Passing Yards	199	63
Comp.-Att.-Int.	20-37-1	5-22-0
Plays-Total Offense	76-393	64-149
Punt Return Yards	78	(-6)
Punts-Average	5-36.6	10-38.6
Fumbles-Lost	2-1	2-0
Interceptions-Yards	0-0	1-0
Penalties-Yards	6-58	5-36
Time of Possession	30:35	29:25
Third Down Conv.	6-18	3-18

Individual Statistics

RUSHING: FSU- Dunn 17-133, Preston 10-43, Crockett 4-2, Kanell 3(-6), Ellison 1-16, McCorvey 1-5, Andrews 1-1, Stark 1(-2), McMillon 1-2; CU- Priester 5-26, Peques 7-13, Downs 8-30, Smith 7-22, Wyatt 1-1, Greene 3(-4), Solomon 5-16, Sapp 6(-18).

PASSING: FSU- Kanell 17-32-1-181, Stark 3-5-0-18; CU- Green 2-9-0-13, Solomon 2-7-0-22, Sapp 1-6-0-28.

RECEIVING: FSU- Glenn 2-13, Dunn 3-8, Cooper 2-29, McCorvey 3-42, Preston 1-8, Messam 2-17, Ellison 4-68, McMillon 3-14; CU- Hinton 1-6, Crooks 2-35, Guess 2-22.

FLORIDA STATE 59
DUKE 20

October 29, 1994

TALLAHASSEE - Danny Kanell sparked a 32-point second quarter and Kez McCorvey had a career day as seventh-ranked Florida State posted a 59-20 victory over 13th-ranked and undefeated Duke. The win set a new ACC record for consecutive league wins as it was the 22nd straight for the Seminoles.

The game's first play from scrimmage would be a sign of things to come when Kanell teamed with McCorvey for a 38-yard gain to the Duke 42. The Seminoles scored eight plays later on a 6-yard pass from Kanell to Andre Cooper. Dan Mowrey missed the extra point so FSU took a 6-0 lead with 12:20 remaining in the first quarter.

The Seminole defense pinned Duke deep in its own territory and forced a punt giving FSU the ball at the Duke 26-yard line. Three plays later Zach Crockett scored on a one-yard plunge. FSU converted the two point attempt as Rock Preston scored on a direct snap.

Duke's special teams provided its first score early in the second quarter. Tijan Redmon recovered a James Colzie fumble on a punt return

and went 7 yards for the touchdown. Andre Wadsworth blocked the Blue Devils' extra point attempt keeping the score 14-6 with 11:30 remaining in the first half.

Florida State took just 47 seconds to counter as Kanell engineered big plays to put the Seminoles up 21-6. From his own 30, Kanell hit McCorvey for a 46-yard gain, then found 'OMar Ellison in the endzone for a 24-yard touchdown one play later. Ellison also enjoyed his finest day as a Seminole catching five passes for 122 yards.

After exchanging punts, FSU scored another quick touchdown this time in 43 seconds. After a Preston run of 24 yards and a 62-yard pass to McCorvey, fullback Zach Crockett scored on a 4-yard run to give Florida State a commanding 28-6 lead with 4:10 left in the half.

After FSU's defense forced Duke to punt after three plays, the Tribe's big-play barrage continued as the Seminoles went 61 yards in three plays. Kanell hit Ellison on back-to-back 16 and 13-yard gains before Warrick Dunn scampered in from 32 yards making the score 35-6.

FSU was still not finished with its 32-point second quarter. FSU drove 70 yards in six plays to set up a 28-yard Dan Mowrey field goal as time expired giving FSU a 38-6 halftime lead over the undefeated Blue Devils.

Ellison caught his second touchdown of the afternoon, this time a 36-yard reception from Kanell, giving FSU a 45-6 lead with 8:58 left in the third quarter.

On the following possession, Duke scored its first offensive touchdown of the game driving 80 yards in eight plays punctuated by a 29-yard pass from Spence Fischer to Corey Thomas on 4th and 11 to cut the lead to 45-13.

Once again FSU answered when Crockett scored his second touchdown on a one yard plunge on the ensuing FSU drive. The score gave the Seminoles a 52-13 lead with 1:22 left in the third quarter.

FSU and Duke each scored one more touchdown. FSU closed out the scoring on reserve quarterback Thad Busby's scramble from a yard out.

The Seminole defense dominated Duke and ACC rushing leader Robert Baldwin limiting the Blue Devils to just 45 yards in the first half.



Kez McCorvey became only the second Seminole to gain over 200 yards receiving in a game when he pulled down 10 catches for 207 yards to lead his team to a 59-20 win over the Blue Devils.



Todd Rebol, Derrick Brooks and the rest of the FSU defense made life tough for any Georgia Tech quarterback in the Seminoles' 41-10 win in Atlanta.

Baldwin was held to 42 yards through the better part of three quarters before shaking loose for a 44-yard gain and finishing with 96 in the game. Duke punted 12 times, gained a season-low 225 yards and Blue Devil quarterbacks were sacked.

On the afternoon, McCorvey became only the second player in school history to gain over 200 yards receiving in a game finishing with 10 catches for 207 yards.

Score By Quarters

	1	2	3	4	F
Florida State	6	32	14	7	59
Duke	0	6	7	7	20

Scoring Summary

- FSU- Cooper 6 yd pass from Kanell (Mowrey kick failed), 12:28
- FSU- Crockett 1 yd run (Preston run), 14:15
- DU- Redmon 7 yd fumble return (kick blocked), 11:32
- FSU- Ellison 24 yd pass from Kanell (Mowrey kick), 10:45
- FSU- Crockett 4 yd run (Mowrey kick), 4:10
- FSU- Dunn 32 yd run (Mowrey kick), 2:42
- FSU- Mowrey 28 yd FG, 0:03
- FSU- Ellison 36 yd pass from Kanell (Mowrey kick), 7:30
- DU- Thomas 29 yd pass from Fisher (Cochran kick), 3:59
- FSU- Crockett 1 yd run (Mowrey kick), 1:22
- DU- Baldwin 13 yd pass from Fisher (Cochran kick), 7:58
- FSU- Busby 1 yd run (Mowrey kick), 2:15

Team Statistics

	FSU	Duke
First Downs	31	13
Rushes-Yards	30-187	36-124
Passing Yards	466	150
Comp.-Att.-Int.	28-52-1	17-37-2
Plays-Total Offense	82-620	73-225
Punt Return Yards	37	0
Punts-Average	6-38.5	12-45.8
Fumbles-Lost	3-2	0-0
Interceptions-Yards	2-9	1-0
Penalties-Yards	7-76	12-88
Time of Possession	26:51	33:09
Third Down Conv.	4-15	6-21

Individual Statistics

RUSHING: FSU- Dunn 8-89, Preston 5-36, Crockett 6-13, Kanell 1-(-12), Ellison 1-2, McCorvey 1-(-13), McMillon 4-40, Busby 3-(-4), Long 1-2; **Duke-** Baldwin 22-96, Fischer 8-(-8), Pickens 3-(-15), White 3-2.
PASSING: FSU- Kanell 23-41-0-394, Busby 5-11-1-72; **Duke-** Fischer 14-31-2-138, Pickens 3-6-0-12.
RECEIVING: FSU- McCorvey 10-207, McMillon 3-16, Ellison 5-122, Dunn 4-47, Cooper 3-18, Pearsall 1-29, Andrews 1-10, Riley 1-17; **Duke-** Jensen 6-42, Baldwin 2-16, Khayat 4-31, Thomas 2-44, Lowman 3-17.

**FLORIDA STATE 41
 GEORGIA TECH 10**

November 5, 1994

ATLANTA, GA - Trailing 3-0 after the first quarter, sixth-ranked Florida State dominated both sides of the ball in routing Georgia Tech 41-10 at Bobby Dodd Stadium. The win assured FSU of at least a tie for its third consecutive ACC crown.

The Seminole offense was in high gear featuring the running game and a career-high 174 yards on just 13 carries by sophomore tailback Warrick Dunn. Eight different Seminoles carried the ball and quarterbacks Danny Kanell and Thad Busby combined to complete passes to seven different receivers. FSU's offense racked up 396 yards, while the defense held Georgia Tech to just five yards rushing on 27 attempts. Although Tech quarterbacks did manage 246 yards of offense, they spent most of the afternoon dodging FSU's defensive line which recorded five sacks.

Tech opened the scoring on its first possession with a 33-yard field goal with 8:48 remaining in the first quarter.

FSU would take the lead for good on its next possession, however, as Kanell hit tightend Melvin Pearsall with a five-yard touchdown pass on the second play of the second quarter completing an 8-play, 41-yard drive.

After both teams traded punts twice, the defense set up another Seminole touchdown when Todd Rebol sacked Tech's Graham Strohm forcing a fumble that was recovered by Andre Wadsworth at the Yellow Jacket 8-yard line. On the next play, Kanell and Pearsall teamed up for their second touchdown giving FSU a slim 14-3 halftime lead.

Dunn wasted no time in adding to the Semi-

nolles' lead scampering untouched for a 63-yard touchdown on the third play of the second half. The play, which would be FSU's longest of the season, gave the Tribe a 21-3 lead with 13:48 remaining in the third quarter.

After forcing Tech to a three and out series, the Florida State offense cranked up again and 'OMar Ellison's 45-yard reception set up another scoring opportunity. Rock Preston danced in from six yards out just two plays later capping a 6-play, 67-yard drive and boosting the lead to 28-3.

Trying to get back in the game, Tech quarterback Tommy Luginbill hooked up with Charlie Simmons for a 39-yard touchdown completion with 8:45 remaining in the third quarter bringing the Yellow Jackets to within 18 points at 28-10.

A pair of Dan Mowrey field goals from 21- and 30-yards increased the FSU lead to 34-10 and sent the FSU starters to the bench. Busby wasted little time after replacing Kanell, rushing in from the two for the Seminoles' final score.

Danny Kanell completed 15-of-29 passes for 154 yards, but suffered three interceptions.

Score By Quarters

	1	2	3	4	F
Florida State	0	14	14	13	41
Georgia Tech	3	0	7	0	10

Scoring Summary

- GT- Leone 33 yd FG, 8:48
- FSU- Pearsall 5 yd pass from Kanell (Mowrey kick), 14:47
- FSU- Pearsall 8 yd pass from Kanell (Mowrey kick), 5:23
- FSU- Dunn 63 yd run (Mowrey kick), 13:48
- FSU- Preston 6 yd run (Mowrey kick), 10:33
- GT- Simmons 39 yd pass from Luginbill (Leone kick), 8:45
- FSU- Mowrey 21 yd FG, 13:39
- FSU- Mowrey 30 yd FG, 7:28
- FSU- Busby 2 yd run (Mowrey kick), 0:17

Team Statistics

	FSU	GT
First Downs	20	16
Rushes-Yards	43-242	27-5
Passing Yards	154	241
Comp.-Att.-Int.	14-30-3	24-50-1
Plays-Total Offense	73-396	77-246
Punt Return Yards	48	11
Punts-Average	5-45.6	8-43.1
Fumbles-Lost	0-0	1-1
Interceptions-Yards	2-7	3-33
Penalties-Yards	4-50	9-79
Time of Possession	30:56	29:04
Third Down Conv.	6-13	7-19

Individual Statistics

RUSHING: FSU- Dunn 13-174, Preston 10-46, Crockett 10-30, Busby 3-9, Long 1-9, McMillon 3-2, E.G. Green 1(-10), Kanell 2(-18); GT- Williams 18-50, Johnson 1-3, Lincoln 2(-2), Luginbill 3(-16), Stoman 3(-30).
PASSING: FSU- Kanell 15-29-3-154, Busby 0-1-0-0; GT- Luginbill 24-47-2-241, Stoman 0-3-0-0.
RECEIVING: FSU- McCorvey 5-67, Ellison 2-54, Pearsall 2-13, Preston 2-12, Dunn 2-6, Green 1-9, McMillon 1(-7); GT- Zachery 9-78, Williams 6-24, Simmons 4-87, Vance 2-16, Smith 1-22, Lincoln 1-8, Mutiejunas 1-6.

FLORIDA STATE 23
NOTRE DAME 16

November 12, 1994

ORLANDO, FL — It was supposed to be "The Game of the Century II," but the stakes were not as high when compared to last season's #1 vs. #2 showdown in South Bend. Notre Dame came to Orlando with three losses and unranked, while sixth-ranked Florida State already had lost a game. However, the Citrus Bowl record crowd of 72,868 was not disappointed.

The Seminoles defeated the Irish by beating them at their own game. Warrick Dunn (163 yards on 29 carries) teamed with Rock Preston (165 yards on 12 carries) to lead a Seminole ground attack that ate up the clock and allowed the defense to rest on the sidelines. But it was a gutty 68-yard drive with less than three minutes left that gave FSU the come-from-behind win.

After a scoreless first quarter, FSU got on the scoreboard with a 20-yard field goal by Dan Mowrey with 10:51 left in the half. The kick was a sign of things to come for FSU as Notre Dame repeatedly turned the Tribe offense away in the red zone.

FSU drove inside the Notre Dame 20 again on its next possession but had to settle for another Mowrey field goal. His 30-yarder was set up by a 46-yard scamper by Preston.

Florida State seemed in control of the game although the score was only 6-0. On Notre Dame's next series, Derrick Brooks intercepted a Ron Powlus pass and returned it 24 yards. With

Kez, McCorvey hauled in a spectacular bomb by Danny Kanell that set up the winning touchdown in FSU's thrilling 23-16 come-from-behind win over Notre Dame in Orlando.



FSU's offense driving, Irish cornerback Bobby Taylor hit Kanell on a blind side blitz forcing a fumble, which he picked up on the bounce, and returned 57 yards for a touchdown and a 7-6 Irish lead.

On the last possession of the half, FSU moved the ball down the field with a combination of passing and running. With the ball on the Notre Dame 23, Preston broke through the left side and carried the ball for an apparent touchdown, but he was ruled out at the two-yard line and the Seminoles had to settle for Mowrey's third field goal of the half and a 9-7 halftime lead.

The FSU domination of Notre Dame did not stop with the offense. The Seminole defense held the Irish to just three first downs and 80 yards of total offense in the first half.

Notre Dame scored first in the second half on a 39-yard field goal with 4:48 left in the third quarter. Momentum seemed to shift with the lead as Notre Dame now enjoyed a 10-9 advantage.

FSU's last play of the third quarter resulted in a 28-yard touchdown run by Preston with just :55 left to give the Seminoles a 16-10 lead. The five-play drive featured key Kanell completions to Kez McCorvey for 20 yards and OMar Ellison for 17.

On the Seminoles' first possession of the fourth quarter, they again moved the ball deep into Notre Dame territory but could not score.

Mowrey missed on a 44-yard field goal attempt

Quarterback Ron Powlus and his Notre Dame teammates could only manage 221 yards of total offense against an inspired Seminole defense. FSU harassed Powlus into a 9-of-22 passing day that totaled just 83 yards.



that could have sealed the game for the revenge minded Seminoles.

The Irish got the ball on their own 26 and set up for a spectacular drive. On 4th-and-2 from the Seminole 11, Powlus hit Derrick Mayes in the corner of the endzone to tie the game at 16. Cengia missed the extra-point and the score remained 16-16.

After a 16-yard kickoff return to the 32 by Tiger McMillon, FSU began the drive to take the lead with 5:12 left in the game. On the very first play, Kanell faked a handoff and hit a streaking McCorvey for a 49-yard over-the-shoulder catch at the Notre Dame 19. From there, Zack Crockett blasted ahead for gains of five and six yards. Two plays later, Dunn pranced into the endzone from five yards away. Mowrey's extra-point was good and the final score was 23-16 in favor of the Seminoles.

Warrick Dunn was named the ABC player of the game and Texaco Star Classic offensive player of the game. Derrick Brooks was the Texaco Star Classic defensive player of the game with five tackles, one interception, and one tackle for loss. The Seminoles defense held the Irish ground game to just 138 yards and allowed Lee Becton only 84, while defensive pressure forced Powlus into just 9-of-22 passing for 83 yards.

Score By Quarters

	1	2	3	4	F
Florida State	0	9	7	7	23
Notre Dame	0	7	3	6	16

Scoring Summary

- FSU- Mowrey 20 yd FG, 10:51
- FSU- Mowrey 30 yd FG, 7:07
- ND- Taylor 57 yd fumble return (Cengia kick), 2:45
- FSU- Mowrey 19 yd FG, 0:01
- ND- Cengia 39 yd FG, 4:48
- FSU- Preston 28 yd run (Mowrey kick), 0:02
- ND- Mayes 11 yd pass from Powlus (Cengia kick failed), 5:17
- FSU- Dunn 5 yd run (Mowrey kick), 2:53

Team Statistics

	FSU	ND
First Downs	27	11
Rushes-Yards	56-377	33-156
Passing Yards	185	83
Comp.-Att.-Int.	14-27-0	9-22-2
Plays-Total Offense	83-517	55-221
Punt Return Yards	34	0
Punts-Average	4-38.8	5-39.2
Fumbles-Lost	2-2	0-0
Interceptions-Yards	2-24	0-0
Penalties-Yards	1-10	1-5
Time of Possession	34:37	25:23
Third Down Conv.	4-12	2-12

Individual Statistics

RUSHING: FSU- Kanell 4-(-39), Preston 12-165, Dunn 29-163, Ellison 1-8, Crockett 8-32, McMillon 2-3; ND- Powlus 4-7, Becton 15-84, Mosley 1-(-3), Kinder 6-21, Zellars 5-14, Edwards 2-15.
PASSING: FSU- Kanell 14-27-0-185; ND- Powlus 9-22-2-83.
RECEIVING: FSU- Cooper 1-8, Ellison 4-54, Crockett 3-27, McCorvey 6-96; ND- Mayes 4-38, Becton 2-14, Mosley 2-11, Zellars 1-20.

FLORIDA STATE 34
N.C. STATE 3

November 19, 1994

RALEIGH, NC - Florida State's last road trip of the season took them to Raleigh, NC, where it would face 22nd-ranked N.C. State for the conference championship. The sixth-ranked Seminoles, sporting a rejuvenated running game, turned to Warrick Dunn who rushed for over 100 yards for the third consecutive week to lead the Seminoles to a 34-3 win over the Wolfpack.

FSU wore garnet pants for the first time ever on the road and gained 259 yards on the ground. At the same time, the Seminole defense gave up only 87 yards through the air in the win over NCSU.

For the fifth time in the season, Florida State's opponent got the first score. The Wolfpack took the lead on a 27-yard field goal with 7:04 remaining in the first quarter. The Wolfpack drive began at the FSU 46 but the Seminole defense snuffed the drive 10 yards away from the goal line.

Florida State took the lead for good on the first play of the second quarter when Dunn beat the Wolfpack defense to the corner and scored from six yards out giving the Seminoles a 7-3 lead.

After a 48-yard N.C. State field goal attempt came up short, the Tribe began their next scoring drive with a 32-yard screen pass to Zack Crockett to the NCSU 33. Two plays later, Rock Preston broke free for a 33-yard touchdown run with 12:08 remaining in the first half giving FSU a 14-3 lead.

FSU's defense set up the Seminoles' next scoring drive as defensive end Reinard Wilson intercepted a Geoff Bender pass at the Wolfpack's 45 yard line. After runs of 11 and 17-yards from Crockett and Dunn, respectively, Philip Riley outfought a defender and hauled in a 17-yard pass from Danny Kanell for his first touchdown of the season. Riley's reception gave the Seminoles a 21-3 halftime lead.

Florida State drove 61 yards in 9 plays with the second half kickoff to take a commanding 28-3 lead. Preston scampered in from five yards out for his second touchdown of the night to give the Seminoles the margin.

On N.C. State's next possession, Corey Fuller caused the Wolfpack's third turnover by stripping Rod Brown of the ball. Devin Bush recovered at the FSU 47 setting up another touchdown drive for the Tribe. Andre Cooper outjumped the defender and hauled in a 25-yard pass from Kanell on the fifth play of the 53-yard drive. Mowrey's extra point attempt hit the left upright as FSU closed the scoring at 34-3.

Danny Kanell was just 12 of 24 through the air for a career-low 114 yards, but had two touchdowns and did not throw an interception for the second consecutive week. While the Seminole defense limited N.C. State to 87 yards passing and 195 on the ground, Wolfpack runningback Tremayne Stephens became one of only two to gain 100 yards on the ground against the Semi-



noles. He finished with 121 yards on 17 carries.

The win stretched Florida State's ACC record winning streak to 24 games as FSU has not lost an ACC contest since beginning conference play in 1992.

Score By Quarters

	1	2	3	4	F
Florida State	0	21	13	0	34
N.C. State	3	0	0	0	3

Scoring Summary

- NCS- Videtich 27 field goal, 7:04
- FSU- Dunn 6 run (Mowrey kick), 14:54
- FSU- Preston 33 run (Mowrey kick), 12:08
- FSU- Riley 17 pass from Kanell (Mowrey kick), 10:15
- FSU- Preston 5 run (Mowrey kick), 11:13
- FSU- Cooper 25 pass from Kanell (kick failed), 7:44

Team Statistics

	FSU	NCSU
First Downs	25	14
Rushes-Yards	46-259	41-195
Passing Yards	165	87
Comp.-Att.-Int.	12-24-1	9-22-2
Plays-Total Offense	70-424	63-282
Punt Return Yards	10	5
Punts-Average	4-32.0	5-30.6
Fumbles-Lost	2-1	4-3
Interceptions-Yards	2-18	1-0
Penalties-Yards	9-100	6-32
Time of Possession	29:13	30:47
Third Down Conv.	7-13	6-16

Individual Statistics

RUSHING: FSU- Dunn 21-122, Z. Crockett 8-48, Preston 8-81, Green 1-(-18), McMillon 8-20; NCSU- Stephens 17-121, Brown 6-51, Bender 7-(-14)14, King 9-27, Fitzgerald 2-4, Guffie, 0-4.
PASSING: FSU- Kanell 7-18-0-114, Busby 5-6-1-51; NCSU-Bender 8-19-1-50, Harvey 1-3-1-37.
RECEIVING: FSU- McCorvey 1-12, Dunn 1-8, Z. Crockett 2-45, Riley 1-17, Preston 1-7, Cooper 1-25, R. Long 1-7, Pearsall, 1-22, Green 1-10, Dely 1-4, Messam 1-8; NCSU- Brown 1-(-3), Grissett 1-9, Addis 3-29, Stephens 2-8, Hill 1-7, Guffie 1-37.

Rock Preston was one of the Seminoles who had a big night in a 34-3 win over N.C. State in Raleigh. FSU rushed for over 250 yards on the Wolfpack including 81 yards on just eight carries by Preston.



Rock Preston's four yard touchdown run with 1:45 left in the game capped a 28-point fourth quarter comeback that tied the NCAA record and left Doak Campbell Stadium in a celebration that continues today.

FLORIDA STATE 31
FLORIDA 31

November 26, 1994

TALLAHASSEE — Led by Danny Kanell's record breaking performance, seventh-ranked Florida State scored 28 points in the fourth quarter to stun fourth-ranked Florida 31-31 in front of a Doak Campbell Stadium record crowd of 80,210 and an ABC national television audience.

Florida State tied the NCAA 1A record for a fourth quarter comeback by pulling even with Florida after trailing 31-3 in the final quarter. Kanell completed a school record 40 of his 53 passes for 421 yards and one touchdown while rushing for another.

Florida's Danny Wuerffel and the Gator receivers spent most of the first half pecking away at chances for a big play. After throwing three straight incompletions on the first series, Wuerffel shifted to a no-back offense and hit a wide open Aubrey Hill for a 58-yard touchdown giving the Gators a 7-3 first quarter lead.

Wuerffel hooked up with Jack Jackson midway through the second quarter for a 3-yard touchdown pass to give Florida a 14-3 lead, and Judd Davis' 35-yard field goal with 3:16 left increased the Gator lead to 17-3.

UF continued its first half domination after intercepting Kanell and setting up on the 50 with just 15 seconds left in the half. Three plays later, Wuerffel threaded a beautiful pass to Jackson in the corner for a 28-yard touchdown giving Florida

a comfortable 24-3 halftime lead.

Florida State took the second half kickoff and put together its best drive up to that point, but came away with no points after the drive stalled inside the 20 and Mowrey missed a 30-yard field goal wide left.

Florida took over on the 20 and appeared to put the game away with an 80-yard drive that Wuerffel finished off with a quarterback sneak from the one to give the Gators a commanding 31-3 lead. Wuerffel used another big play on the drive hitting Reidel Anthony on a 51-yard bomb.

Florida appeared on its way to one of the most lopsided wins in the history of the series before Florida State began "The Comeback."

Over the final 13:00 minutes, Florida State would score 28 points. Big plays seemed to happen right away as on the Tribe's first scoring drive, Kanell hit McCorvey on 4th-and-10 to keep the drive alive. Zack Crockett rumbled in from 5-yards out to cut the lead to 31-10 with 12:59 remaining, igniting the partisan FSU crowd for the first time all day. The 15-play drive covered 84 yards in 4:07.

After forcing Florida to punt after three plays, including a key 3rd-and-1 stop by Henri Crockett, Kanell took over on the FSU 40. Thirty-three seconds later, Florida State had trimmed the score to 31-17. On the first play of the drive, Kanell hit a streaking McCorvey for a 35-yard gain. A swing pass to Dunn gained 19 setting up a 6-yard touchdown pass to Andre Cooper in the front corner of the endzone with 10:04 remaining in the game.

The Seminole defense forced the Gators to punt again and Kanell took over at FSU's 27. He completed 6-of-7 passes on a scoring drive that brought FSU within a touchdown when he scrambled in for his first-ever rushing touchdown from the two with 5:25 remaining.

With Florida driving from their own 45, James Colzie made a diving interception of a Wuerffel pass at the FSU 40 to set up the final score.

Two plays later, Dunn gained 37 yards on a swing pass after miraculously eluding two defenders down the sideline. Florida State pulled within one on a 4-yard run by Rock Preston with 1:45 remaining. Mowrey's extra point tied the game 31-31 completing one of the greatest comebacks in college football history.

FSU had one more chance to score when Florida elected to punt on 4th-and-5 with :22 left. Starting at their own 29, FSU pushed to the 48 on a nine-yard Kanell scramble but he came inches short of the first down that would have stopped the clock which expired as the Seminoles tried to line up to ground the ball.

In the remarkable fourth quarter, Danny Kanell was 18 of 22 for 232 yards and one touchdown, while FSU's defense held Florida to 133 yards in the second half.

Score By Quarters

	1	2	3	4	F
Florida	7	17	7	0	31
Florida State	3	0	0	28	31

Scoring Summary

- FSU- Mowrey 35 FG, 10:13
- UF- Hill 58 pass from Wuerffel (Davis Kick), 8:28
- UF- Jackson 3 pass from Wuerffel (Davis Kick), 7:25
- UF- Davis 35 FG, 3:17
- UF- Jackson 28 pass from Wuerffel (Davis Kick), :08
- UF- Wuerffel 1 run (Davis Kick), 4:34
- FSU- Z. Crockett 5 run (Mowrey Kick), 12:59
- FSU- Cooper 6 pass from Kanell (Mowrey Kick), 10:04
- FSU- Kanell 2 run (Mowrey Kick), 5:25
- FSU- Preston 4 run (Mowrey Kick), 1:45

Team Statistics

	FSU	UF
First Downs	27	19
Rushes-Yards	27-98	30-85
Passing Yards	421	304
Comp.-Att.-Int.	40-53-1	21-36-2
Plays-Total Offense	80-519	66-389
Punts-Average	3-35.3	6-41.8
Fumbles-Lost	2-2	1-0
Interceptions-Yards	2-0	1-1
Penalties-Yards	5-50	6-39
Time of Possession	30:02	29:58
Third Down Conv.	5-13	8-15

Individual Statistics

- RUSHING:** FSU- Dunn 14-48, Preston 5-37, Crockett 3-7, Kanell 5-6; UF- Williams 9-34, Taylor 16-42, Wuerffel 5-6, Anthony 1-3.
- PASSING:** FSU- Kanell 40-53-1-421; UF- Wuerffel 21-36-2-304.
- RECEIVING:** FSU- McCorvey 9-127, Ellison 6-89, E. Green 3-31, Dunn 10-96, Pearsall 1-8, Preston 5-34, Cooper 3-19, Messam 2-15, Dely 1-2; UF- Jackson 5-70, Hill 5-115, Doering 2-8, Taylor 2-15, Moblely 2-15, Nunn 1-11, Anthony 3-68, Williams 1-2.

**THE SUGAR BOWL
FLORIDA STATE 23
FLORIDA 17**

January 2, 1995

NEW ORLEANS, LA — For the second consecutive game, Florida's secondary was dissected by FSU quarterback Danny Kanell while the Seminole defense sacked Danny Wuerffel five times as Florida State settled a regular season tie, winning "The Fifth Quarter in the French Quarter" 23-17 over the Florida Gators.

FSU tailback Warrick Dunn, playing in his home state, continued to riddle the Gator defense in earning Sugar Bowl MVP honors. The sophomore rushed 14 times for 58 yards, caught nine passes for 51 yards and threw a 73 yard touchdown pass.

On the game's second possession, Florida State began deep in its own territory at the 7-yard line. The Seminoles started this rematch where they left off the last game against the Gators, driving almost at will down the field. The Seminoles used a pair of Warrick Dunn 16-yard runs and a 41-yard pass from Danny Kanell to E.G. Green to the Gator 10-yard line to set up the

game's first score. Unable to get the ball in the endzone, FSU settled for a Dan Mowrey 21-yard field goal giving the Seminoles a 3-0 lead with 7:20 remaining in the first quarter.

UF drove to the Florida State 4-yard line on its next possession before Derrick Brooks collared Wuerffel on a third down naked bootleg forcing Judd Davis to kick a 22-yard field goal tying the score 3-3 with 3:57 remaining in the opening quarter.

After Todd Rebol stripped the ball from UF's Fred Taylor and Sean Hamlet recovered at Florida State's 27-yard line, the Seminoles used a bit of trickery resulting in a touchdown which gave them the lead for good. Dunn, a high school quarterback, completed his first collegiate pass to Omar Ellison for a 73-yard touchdown strike in which Ellison outraced the UF secondary giving Florida State a 10-3 advantage with 14:25 remaining in the second quarter. Dunn's pass also set a short-lived record for the longest pass in Sugar Bowl history.

Florida State's defense then made another big play, this time stopping a Wuerffel 4th and 1 quarterback sneak giving the Seminoles possession on their own 28-yard line.

One play after Kanell completed a key 13-yard completion to Ellison on 3rd and 12, he hit an open Kez McCorvey for a 16-yard touchdown strike giving FSU a 17-3 lead with 7:47 left in the first half.

UF responded with an 82-yard touchdown strike from Wuerffel to Ike Hilliard on 3rd and 12 putting the Gators within seven with 6:07 left in the first half. Wuerffel's strike marked the third time in the game that the record for longest pass in Sugar Bowl history had been broken.

After another fumble recovery by Sean Hamlet at midfield, Kanell drove the Seminole offense to the 7-yard line resulting in a Mowrey

Billed as the "Fifth Quarter in the French Quarter," the Seminoles and Gators squared off in a rematch. Unlike the regular season finale however, Florida State's defense never allow the Florida offense to get untracked and sacked UF quarterback Danny Wuerffel five times in a 23-17 win.



'Omar Ellison and Michael Gilmore juggled for possession of a reverse pass by Warrick Dunn before Ellison took it 73-yards to the endzone in Florida State's 23-17 Sugar Bowl win over rival Florida.



24-yard field goal giving FSU a 20-10 halftime lead.

Rock Preston continued Florida State's momentum by returning the second half kickoff 62 yards to the UF 30-yard line. Mowrey then kicked a career long 45-yard field goal giving Florida State a 23-10 lead one minute into the second half. Mowrey's third field goal of the night, also a career high, was the most by an FSU kicker since Scott Bentley kicked four field goals in last year's Orange Bowl.

Florida got back in the game in the fourth quarter after Wuerffel directed a 17-play, 80-yard drive culminating in a one yard quarterback sneak from Wuerffel bringing UF within six with 3:47 remaining.

UF's attempt of an onside kick rolled out of bounds, but the Gator defense held giving them one more chance from their own 19 with 2:27 remaining.

Derrick Brooks sealed the victory over the Gators by intercepting a Wuerffel pass and returning it to the UF 19 in the game's final minute.

Florida State's victory over Florida marked an NCAA record tenth straight bowl victory and thirteenth without a loss. Florida State also finished in the Top Five nationally an unprecedented eighth consecutive year.

Score by Quarters

	1	2	3	4	F
Florida State	3	17	3	0	23
Florida	3	7	0	7	17

Scoring Summary

- FSU- Mowrey 21 FG, 7:20
- UF- Davis 22 FG, 3:57
- FSU- Ellison 73 pass from Dunn (Mowrey kick), 14:25
- FSU- McCorvey 16 pass from Kanell (Mowrey kick), 7:47
- UF- Hilliard 82 pass from Wuerffel (Davis kick), 6:07
- FSU- Mowrey 24 FG, :36
- FSU- Mowrey 45 FG, 13:57
- UF- Wuerffel 1 run, (Davis kick), 3:47

Team Statistics

	FSU	UF
First Downs	21	23
Rushes-Yards	30-98	29-59
Passing-Yards	325	449
Comp.-Att.-Int.	24-41-0	30-43-1
Plays-Total Offense	71-401	72-454
Punts-Average	4-39.0	3-45.7
Fumbles-Lost	2-2	0-0
Interceptions-Yards	1-5	0-0
Penalties-Yards	7-62	8-57
Time of Possession	27:56	32:04
Third Down Conv.	4/16	11/17

Individual Statistics

- RUSHING:** FSU-Dunn 14-58, Crockett 5-19, Preston 4-4, McMillon 1-1, Kanell 6-(6); UF- Williams 10-27, Taylor 8-18, Kresser 1-(7), Anthony 1 (10), 9-(23).
- PASSING:** FSU-Kanell 23-40-1-252, Dunn 1-1-73; UF- Wuerffel 28-39-2-394, Kresser 1-2-0-3, Williams 0-1-0, Anthony 1-1-0-52
- RECEIVING:** FSU-Dunn 9-51, McCorvey 4-84, Ellison 4-102, E. Green 4-74, Crockett 1-(2), Messam 1-12, Preston 1-4; UF-Anthony 8-57, J. Jackson 6-128, Taylor 3-33, Williams 3-14, Doering 3-26, Hill 3-22, Hilliard 3-82, Bilkie 1-17

'94 STATISTICS

RECORD (W-L-T): 10-1-1 (4-0-1 HOME; 4-1-0 AWAY; 2-0-0 NEUTRAL; 8-0-0 ACC)

	FLORIDA STATE	OPPONENTS
Touchdowns Rushing	31	6
Passing	21	13
Other	1	3
First Downs Rushing	116	61
Passing	143	87
Penalty	16	22
Total	275	170
Rushing Attempts	412	377
Yards Gained	2393	1464
Yards Lost	313	387
Net Yards	2080	1077
Yards Per Carry	5.0	2.9
Yards Per Game	189.1	97.9
Passing (Cmp-Att-Int)	264-441-18	180-376-15
Completion Pct	59.9	47.9
Net Yards	3234	1860
Yards Per Attempt	7.33	4.95
Yards Per Completion	12.25	10.33
Yards Per Game	294.0	169.1
Rating	129.0	92.9
Total Offense	5314	2937
Plays	853	753
Yards Per Play	6.23	3.90
Yards Per Game	483.1	267.0
Points Scored	405	183
Points Per Game	36.8	16.6
Interceptions/Ret Yards	15/180	18/219
Punt Returns/Yds/Ag	39/348/8.9	10/39/3.9
Kick Returns/Yds/Avg	33/666/20.2	49/947/19.3
Punts/Yds/Avg	49/1868/38.1	85/3361/39.5
Penalties/Yds/Yds Per Game	85/768/69.8	73/559/50.8
Fumbles/Lost	18/13	21/13
QB Sacks (Offense)	19	35
Third Down/Conv/Pct	158/69/43.7	176/48/27.3
Avg Time Of Possession	29:55	30:05

	Rushing						
	ATT	GAIN	LOSS	NET	AVG	TDS	LG
W. Dunn	152	1065	39	1026	6.8	8	63
R. Preston	68	603	16	587	8.6	9	58
Z. Crockett	83	343	2	341	4.1	11	24
J. Green	24	133	10	123	5.1	0	17
T. McMillon	24	95	19	76	3.2	0	21
O. Ellison	5	38	10	28	5.6	0	16
R. Long	3	28	0	28	9.3	0	17
T. Busby	7	25	5	20	2.9	2	15
D. Andrews	4	14	0	14	3.5	0	8
K. McCorvey	4	12	13	-1	-0.3	0	5
J. Stark	6	2	19	-17	-2.8	0	2
E. Green	5	12	30	-18	-3.6	0	7
D. Kanell	27	23	150	-127	-4.7	1	9

	Passing						
	ATT	CMP	PCT	YDS	INT	TDS	RTG
J. Stark	38	24	.632	291	1	3	148.3
D. Kanell	380	227	.597	2781	13	17	129.1
T. Busby	23	13	.565	162	4	1	95.3

	Score By Quarters				
	1	2	3	4	TOTAL
Florida State	53	156	103	93	405
Opponents	40	54	42	47	183

	Punting				
	NUM	YDS	AVG	BKD	LG
S. Liss	34	1307	38.4	1	57
D. Mowrey	15	561	37.4	0	51

	Total Offense				
	PLAYS	RUSH	PASS	TOTAL	YDS/PL
D. Kanell	407	-127	2781	2654	6.5
W. Dunn	152	1026	0	1026	6.8
R. Preston	68	587	0	587	8.6
Z. Crockett	83	341	0	341	4.1
J. Stark	44	-17	291	274	6.2
T. Busby	30	20	162	182	6.1
J. Green	24	123	0	123	5.1
T. McMillon	24	76	0	76	3.2
O. Ellison	5	28	0	28	5.6
R. Long	3	28	0	28	9.3
D. Andrews	4	14	0	14	3.5
K. McCorvey	4	-1	0	-1	-0.3
E. Green	5	-18	0	-18	-3.6

	Interception Returns				
	NUM	YDS	AVG	TDS	LG
D. Brooks	3	52	17.3	0	28
C. Abraham	2	63	31.5	0	37
S. Hamlet	2	27	13.5	0	20
T. Rebol	2	20	10.0	0	11
J. Colzie	2	20	10.0	0	20
D. Bush	2	0	0.0	0	0
C. Fuller	1	0	0.0	0	0
R. Wilson	1	-2	-2.0	0	0

	Receiving				
	NUM	YDS	AVG	TDS	LG
K. McCorvey	59	870	14.7	4	62
W. Dunn	34	308	9.1	1	53
O. Ellison	32	506	15.8	2	45
A. Cooper	27	359	13.3	5	48
W. Messam	18	242	13.4	0	51
E. Green	18	192	10.7	1	30
M. Pearsall	17	225	13.2	5	29
R. Preston	15	126	8.4	0	17
Z. Crockett	14	165	11.8	0	32
T. McMillon	12	79	6.6	0	17
B. Glenn	7	46	6.6	1	17
R. Long	3	31	10.3	0	24
P. Riley	2	34	17.0	1	17
D. Andrews	2	27	13.5	1	17
J. Green	2	18	9.0	0	18
A. Dely	2	6	3.0	0	4

	Scoring					
	TDS	XP1-A	XP2-A	FG-A	SAF	PTS
Z. Crockett	11	0-0	0-0	0-0	0	66
R. Preston	9	0-0	1-1	0-0	0	56
W. Dunn	9	0-0	0-0	0-0	0	54
D. Mowrey	0	22-24	0-0	8-12	0	46
S. Bentley	0	25-27	0-0	4-7	0	37
A. Cooper	5	0-0	0-0	0-0	0	30
M. Pearsall	5	0-0	0-0	0-0	0	30
K. McCorvey	4	0-0	0-0	0-0	0	24
O. Ellison	2	0-0	0-0	0-0	0	12
T. Busby	2	0-0	0-0	0-0	0	12
B. Glenn	1	0-0	0-0	0-0	0	6
P. Riley	1	0-0	0-0	0-0	0	6
C. Abraham	1	0-0	0-0	0-0	0	6
D. Kanell	1	0-0	0-0	0-0	0	6
E. Green	1	0-0	0-0	0-0	0	6
D. Andrews	1	0-0	0-0	0-0	0	6
W. Messam	0	0-0	1-1	0-0	0	2

' 9 4 S E A S O N I N R E V I E W

Field Goals

S. Bentley: 32, 34G, 37G, 23G, 34G, 32, 28
 D. Mowrey: 29, 22G, 28G, 21G, 30G, 20G, 30G, 19G,
 44, 42, 35G, 30

Kick Returns

	NUM	YDS	AVG	TDS	LG
O. Ellison	4	106	26.5	0	52
J. Green	1	23	23.0	0	23
R. Preston	14	320	22.9	0	45
T. McMillon	6	102	17.0	0	28
P. Riley	7	107	15.3	0	23
Z. Crockett	1	8	8.0	0	8

Punt Returns

	NUM	YDS	AVG	TDS	LG
D. Brooks	1	32	32.0	0	32
J. Colzie	30	274	9.1	0	26
S. Rolle	5	29	5.8	0	10
K. McCorvey	3	13	4.3	0	9

Defensive Statistics

PLAYER	POS	TACKLES				QTRBK SACKS	-FUMBLES-		BLKD KICKS	-PASSES-	
		SOLO	ASSIST	TOTAL	LOSS		CSD.	REC.		BKUP	INT
Da. Bush	ILB	50	36	86	7	1	3	2	0	3	0
D. Brooks	OLB	41	36	77	4	3	1	0	1	6	3
S. Cowart	OLB	44	32	76	2	1	0	0	0	2	0
De. Bush	DB	40	35	75	0	1	1	1	0	5	2
D. Alexander	DE	36	38	74	9	4	0	0	0	1	0
T. Rebol	OLB	42	31	73	3	1	1	2	0	1	2
S. Hamlet	FS	49	21	70	1	0	1	0	0	4	2
J. Roberson	OLB	25	38	63	3	1	2	0	0	3	0
C. Fuller	CB	35	15	50	1	0	4	2	0	13	1
A. Wadsworth	DT	27	20	47	0	2.5	1	1	0	1	0
R. Wilson	DE	30	10	40	2	11	1	0	0	1	1
E. Smith	OLB	18	21	39	2	0	0	1	0	1	0
P. Boulware	DE	16	21	37	0	5	0	0	0	0	0
C. Abraham	CB	27	9	36	0	0	0	0	0	7	2
O. Roye	DT	11	24	35	4	0.5	0	1	0	4	0
T. Marion	DE	13	21	34	2	3.5	0	0	0	0	0
C. Spain	NG	13	21	34	3	1.5	1	1	0	0	0
H. Crockett	ILB	20	12	32	1	1	0	0	0	2	0
H. Battles	CB	15	14	29	0	1	0	0	0	1	0
D. Guerrier	OLB	10	9	19	0	1	0	0	1	1	0
T. Sherman	ILB	15	4	19	0	0	1	1	0	0	0
E. Armella	NG	7	9	16	2	0	0	0	0	2	0
J. Colzie	CB	8	7	15	0	0	0	1	0	2	2
S. Gilmer	FS	11	4	15	0	0	0	0	0	0	0
K. Scott	DL	7	6	13	0	0	0	0	0	0	0
B. Capers	CB	5	4	9	0	0	0	0	0	2	0
R. Hammond	SS	3	5	8	0	0	0	1	0	2	0
J. Pittman	DT	6	1	7	1	0	0	1	0	2	0
G. Spires	NG	2	4	6	0	0	0	0	0	0	0
S. Rolle	CB	2	2	4	0	0	0	0	0	1	0
D. Stephens	OLB	0	2	2	0	0	0	0	0	0	0
R. Wells	CB	0	2	2	0	0	0	0	0	0	0
L. Green	OLB	0	1	1	0	0	0	0	0	0	0
S. Liss	P	1	0	1	0	0	0	0	0	0	0

' 9 4 GAME-BY-GAME STATISTICS

Team Statistics

	RUSHING (Att-Yds-TD)	PASSING (A-C-I-Yds-TD)	TOTAL OFF (Att-Yds)	FIRST DOWNS	FUMBLES LOST
FSU					
vs. Virginia	24-116-2	56-39-1-397-4	80-513	22	1
vs. Maryland	49-279-5	46-30-2-452-2	95-731	37	1
vs. Wake Forest	30-191-3	42-30-3-371-4	72-562	30	1
vs. North Carolina	42-169-1	35-20-1-252-3	77-421	22	1
vs. Miami	26-47-2	39-16-4-172-0	65-219	13	1
vs. Clemson	39-194-2	37-20-1-199-0	76-393	21	1
vs. Duke	30-154-5	52-28-1-466-3	82-620	31	2
vs. Georgia Tech	43-242-3	30-15-3-154-2	73-396	20	0
vs. Notre Dame	56-332-2	27-14-0-185-0	83-517	27	2
vs. N.C. State	46-259-3	24-12-1-165-2	70-424	25	1
vs. Florida	27-98-3	53-40-1-421-1	80-519	27	2

' 9 4 S E A S O N I N R E V I E W

Rushing (Carries - Yards - Touchdowns)

GAME	DUNN	CROCKETT	PRESTON	McMILLON	J. GREEN
Virginia	4-4-0	5-9-1	3-70-1	DNP	8-25-0
Maryland	16-104-1	19-123-2	4-30-2	DNP	4-36-0
Wake Forest	3-36-0	4-33-1	3-30-1	4-3-0	12-62-0
North Carolina	19-121-0	9-30-1	5-25-0	2-0-0	INJ
Miami	8-32-0	7-14-2	3-24-0	0	INJ
Clemson	17-133-2	4-2-0	10-43-0	1-2-0	INJ
Duke	8-89-1	6-13-3	5-36-0	4-40-0	INJ
Georgia Tech	13-174-1	10-30-0	10-46-1	3-6-0	INJ
Notre Dame	29-163-1	8-32-0	12-165-1	2-3-0	INJ
N.C. State	21-122-1	8-48-0	8-81-2	8-26-0	INJ
Florida	14-48-0	3-7-1	5-37-1	0	INJ

Passing (Completions - Attempts - INTs - Yards - Touchdowns)

GAME	KANELL	STARK	BUSBY	LISS	MOWREY
Virginia	32-48-1-330-4	7-8-0-67-0	DNP	5-188-37.6	
Maryland	28-44-2-427-1	2-2-0-25-1	DNP	3-121-40.3	
Wake Forest	20-28-1-189-1	8-11-1-147-2	2-3-1-35-1	2-82-41.0	
North Carolina	18-32-1-233-3	2-3-0-19-0	DNP	7-235-33.6	
Miami	13-28-3-153-0	9-2-0-15-0	2-1-1-4-0	5-211-42.2	
Clemson	17-32-1-181-0	3-5-0-18-0	DNP	5-183-36.6	
Duke	23-41-0-394-3	DNP	5-11-1-72-0	6-231-38.5	
Georgia Tech	15-29-3-154-2	DNP	0-1-0-0-0	1-56-56.0	4-172-43.0
Notre Dame	27-14-0-185-0	DNP	DNP	INJ	4-155-38.8
N.C. State	18-7-0-114-2	DNP	5-6-1-51-0	INJ	4-128-32.0
Florida	53-40-1-421-1	DNP	DNP	INJ	3-106-35.3

Receiving (Catches - Yards - Touchdowns)

GAME	McCORVEY	ELLISON	DUNN	MESSAM	COOPER	PEARSALL	E. GREEN	GLENN
Virginia	11-107-2	5-43-0	4-71-1	3-20-0	5-44-0	0	1-11-0	1-3-1
Maryland	5-63-1	3-50-0	3-28-0	4-122-0	3-35-0	7-90-1	2-40-0	2-10-0
Wake Forest	INJ	1-11-0	4-34-0	2-16-0	5-105-1	2-34-1	8-70-1	2-20-0
North Carolina	5-83-1	2-15-0	2-8-0	3-35-0	3-68-0	2-20-1	1-3-0	0
Miami	4-66-0	0	1-2-0	1-9-0	1-8-0	1-9-0	1-18-0	0
Clemson	4-42-0	4-68-0	3-8-0	2-17-0	2-29-0	0	0	2-13-0
Duke	10-207-0	5-122-2	4-47-0	0	3-18-1	1-29-0	0	0
Georgia Tech	5-67-0	2-54-0	2-6-0	0	0	2-13-2	1-9-0	0
Notre Dame	6-96-0	4-54-0	0	0	1-8-0	0	0	0
N.C. State	1-12-0	0	1-8-0	1-8-0	1-25-1	1-22-0	1-10-0	0
Florida	9-127-0	6-89-0	10-96-0	2-15-0	3-19-0	1-8-0	3-31-0	DNP

Defense (Tackles - Tackles for Loss - Sacks)

	VA	MD	WF	UNC	UM	CU	DU	GT	ND	NCS	UF	Total
Da. Bush	9-1-0	3-0-0	7-1-0	10-0-0	6-1-0	10-1-1	7-0-0	6-0-0	12-2-0	7-1-0	9-0-0	86-7-1
D. Alexander	10-1-0	6-0-0	2-0-0	5-1-0	6-0-0	8-2-1	9-1-1	7-1-1	11-2-1	8-1-0	2-0-0	74-9-4
S. Cowart	13-1-1	5-0-0	7-0-0	5-0-0	7-0-0	7-0-0	9-0-0	7-1-0	5-0-0	3-0-0	8-0-0	76-2-1
De. Bush	9-0-0	6-0-0	5-0-1	10-0-0	13-0-0	4-0-0	4-0-0	6-0-0	4-0-0	6-0-0	8-0-0	75-0-1
D. Brooks	DNP	DNP	8-0-1	7-0-0	9-1-0	3-0-0	13-1-0	9-0-1	9-1-0	9-1-1	10-0-0	77-4-3
T. Rebol	7-0-0	9-0-0	6-0-0	4-0-0	7-0-0	7-0-0	6-1-1	8-1-0	4-0-0	6-1-0	9-0-0	73-3-1
J. Roberson	8-0-0	6-0-0	3-0-0	8-0-1	7-1-0	5-1-0	8-0-0	4-1-0	9-0-0	2-0-0	3-0-0	63-3-1
S. Hamlet	5-0-0	2-0-0	3-0-0	7-0-0	8-0-0	5-0-0	9-0-0	7-0-0	5-0-0	6-0-0	13-1-0	70-1-0
C. Fuller	5-0-0	6-0-0	3-0-0	5-0-0	5-0-0	2-0-0	2-0-0	2-0-0	7-1-0	5-0-0	8-0-0	50-1-0
A. Wadsworth	1-0-1	2-0-5	2-0-0	0-0-0	5-0-0	10-0-0	10-0-0	3-0-1	3-0-0	4-0-0	7-0-0	47-0-2.5
R. Wilson	4-0-1	2-0-0	8-1-3	2-0-1	2-0-0	4-0-1.5	5-0-2	2-0-1	3-0-0	4-0-1.5	4-1-0	40-2-11
P. Boulware	3-0-0	5-0-0	3-0-1	2-0-0	2-0-0	3-0-1	9-0-1	6-0-1	1-0-0	2-0-1	1-0-0	37-0-5
E. Smith	5-0-0	4-0-0	5-0-0	1-0-0	5-0-0	4-0-0	3-0-0	2-0-0	3-1-0	3-1-0	4-0-0	39-2-0
C. Abraham	3-0-0	3-0-0	1-0-0	5-0-0	7-0-0	3-0-0	3-0-0	2-0-0	1-0-0	5-0-0	3-0-0	36-0-0
T. Marion	9-0-1	4-0-0	5-1-0	7-0-0	3-0-1	5-1-1.5	1-0-0	DNP	DNP	DNP	0-0-0	34-2-3.5

' 9 4 H I G H S & L O W S

FSU Individuals

Longest Run From Scrimmage: 63 yards, Warrick Dunn at Georgia Tech
Longest Pass Play: 62 yards, Danny Kanell to Kez McCorvey vs. Duke
Longest Field Goal: 37 yards, Scott Bentley vs. North Carolina
Longest Punt: 57 yards, Sean Liss at Miami
Longest Punt Return: 26 yards, James Colzie vs. Wake Forest
Longest Kickoff Return: 58 yards, Rock Preston at Miami
Longest Interception Return: 37 yards, Clifton Abraham vs. Virginia
Most Rushing Attempts: 29, Dunn vs. Notre Dame
Most Yards Rushing: 174, Dunn at Georgia Tech
Most TDs Rushing: 3, Zach Crockett vs. Duke
Most Passes Attempted: 53, Kanell vs. Florida
Most Passes Completed: 40, Kanell vs. Florida
Most Yards Passing: 427, Kanell vs. Maryland
Most TD Passes Thrown: 4, Kanell vs. Virginia
Most TD Passes Caught: 2, McCorvey vs. Virginia; O'Mar Ellison vs. Duke
Most Yards Receiving: 207, McCorvey vs. Duke
Most Pass Receptions: 11, McCorvey vs. Virginia
Most Passes Intercepted: No one with more than one in a game

Most Yards Total Offense: 427, Kanell vs. Maryland
Most Field Goals: 3, Mowrey vs. Notre Dame
Most Punts: 7, Liss vs. North Carolina
Best Punting Average: 43.0, Mowrey at Georgia Tech
Most Total Tackles: 13, Sam Cowart vs. Virginia
Most Solo Tackles: 9, Cowart vs. Virginia

Opponent Individuals

Longest Run From Scrimmage: 58 yards, Tiki Barber, Virginia
Longest Pass Play: 62 yards, Jason Stanicek to Marcus Wall, North Carolina
Longest Punt: 59 yards, Bender, Georgia Tech
Longest Field Goal: 42 yards, Tripp Pignetti, North Carolina
Longest Punt Return: 15 yards, Buddy Rodgers, Maryland
Longest Kickoff Return: 55 yards, Alvis Whitted, N.C. State
Longest Interception Return: 58 yards, C.J. Richardson, Miami
Most Yards Gained Rushing: 121, Tremayne Stephens, N.C. State
Most Yards Gained Passing: 304, Danny Wuerffel, Florida

FSU Team

OFFENSE

Points
 First Downs
 by Rush
 by Pass
 Rushing Yardage
 Passing Yardage
 Total Offense
 Total Plays
 Rushing Attempts
 Passing Attempts
 Pass Completions
 INT Thrown
 Fumbles
 Fumbles Lost
 Penalties
 Yards Penalized

HIGH

59 vs. Duke
 37 at Maryland
 18 at Maryland, vs. Notre Dame
 19 at Maryland
 332 vs. Notre Dame
 466 vs. Duke
 731 at Maryland
 95 at Maryland
 56 vs. Notre Dame
 56 vs. Virginia
 40 vs. Florida
 4 at Miami
 3 vs. Duke
 2 vs. Duke, Notre Dame, Florida
 18 at Wake Forest
 142 at Wake Forest

LOW

17 vs. Clemson
 13 at Miami
 2 at Miami
 6 at Georgia Tech
 47 at Miami
 154 at Georgia Tech
 219 at Miami
 65 at Miami
 24 vs. Virginia
 24 at N.C. State
 12 at N.C. State
 0 vs. Notre Dame
 0 at Georgia Tech
 0 several times
 1 vs. Notre Dame
 10 vs. Notre Dame

DEFENSE

Yards Rushing
 Rushing Attempts
 Passing Attempts
 Pass Completions
 Yards Passing
 Total Offense
 Interceptions
 First Downs
 by Rush
 by Pass
 Fumbles Lost

HIGH

195 by N.C. State
 45 by Miami
 50 by Georgia Tech
 24 by Georgia Tech
 304 by Florida, Georgia Tech
 389 by Florida
 2, Seven Times
 25 by Miami
 12 by Miami
 12 by Georgia Tech, Florida
 4 by N.C. State

LOW

5 by Georgia
 17 by Maryland
 22 by Clemson, N.C. State
 5 by Clemson
 63 by Clemson
 149 by Clemson
 0 at Wake Forest, vs. N. Carolina, vs. Clemson
 9 by Clemson
 1 by Georgia Tech
 3 by Clemson
 0 by Maryland, Clemson, Notre Dame

' 9 4 F L O R I D A S T A T E H O N O R R O L L

Clifton Abraham

Senior, Cornerback

NCAA Consensus All-American
Thorpe Award Final Six
Associated Press All-American
UPI First Team All-American
Scripps Howard All-American (HM)
Walter Camp All-American
Football Coaches All-American
Football News All-American

Two Time All-ACC Cornerback • Hula Bowl Invitee

Derrick Brooks

Senior, Outside Linebacker

Lombardi Award Finalist
Butkus Award Semi-Finalist
Walter Camp All-American
Football Coaches All-American
Scripps Howard All-American
UPI Second Team All-American
Two-Time All-ACC Linebacker
ACC Defensive Back of the Week (WF)
National Football Foundation Scholarship Winner
CFA/Hitachi Scholar-Athlete Team
CoSIDA Academic All-America • Senior Bowl MVP
All-District Team • Hula Bowl Invitee

Derrick Alexander

Junior, Defensive End

ACC Defensive Player of the Year
Associated Press All-American
Walter Camp All-American
Scripps Howard All-American (HM)
UPI Second Team All-American
Second Team Football News All-American
Finalist Football News Defensive Player of the Year
Two-Time All-ACC Defensive End
ACC Defensive Line Player of Week (CU)

Kez McCorvey

Senior, Wide Receiver

Biletnikoff Award Semi-Finalist
UPI First Team All-American
Scripps Howard All-American (HM)
Two-Time All-ACC Wide Receiver
ACC Back of the Week (DU)
Senior Bowl Invitee • Hula Bowl Invitee

Danny Kanell

Junior, Quarterback

Top 10 Finalist for '94 Davey O'Brien
All-ACC First Team
ABC Player of the Game (VA, UF)
ACC Offensive Back of the Week (UF)
ESPN Player of Game (NC)

Zack Crockett

Senior, Fullback

Senior Bowl Invitee

Clay Shiver

Junior, Center

Football Writers All-American
UPI All-American (HM)
Second Team AP All-American
First Team Scripps Howard All-American
Two Time All-ACC Center
ACC Offensive Lineman of Week (MD, WF)

Corey Fuller

Senior, Cornerback

All-ACC First Team
ACC Defensive Back of the Week (UF)
NCAA Good Works Team

Warrick Dunn

Sophomore, Runningback

All-ACC First Team • UPI All-American (HM)
ABC Player of the Game (ND)
ACC Offensive Back of the Week (ND)
ESPN Player of the Game (NCS)
Sugar Bowl MVP

Patrick McNeil

Senior, Offensive Guard

All-ACC First Team • UPI All-American (HM)
ACC Offensive Lineman of the Week (ND, NCS)
Hula Bowl Invitee

Lewis Tyre

Junior, Offensive Guard

All-ACC First Team

Daryl Bush

Freshman, Linebacker

Second Team All-ACC Linebacker

Orpheus Roye

Junior, Defensive End

ESPN Player of the Game (UM)

Melvin Pearsall

Freshman, Tight End

ACC Rookie of the Week (MD)

Andre Wadsworth

Freshman, Noseguard

ACC Rookie of the Week (DU)

Rock Preston

Freshman, Runningback

ACC Rookie of the Week (ND)



' 9 4 N C A A R A N K I N G S

'94 NCAA RANKINGS

	UVA	MD	WF	UNC	UM	CU	DU	GT	ND	NCS	UF
Total Offense	29	52	103	24	15	100	49	67	20	38	8
Rushing Offense	29	102	103	15	39	45	65	96	78	29	64
Passing Offense	37	10	82	70	19	103	30	21	37	58	4
Scoring Offense	17	54	102	20	19	96	12	93	68	50	2
Kickoff Returns	76	70	89	2	63	65	85	15	106	41	11
Total Defense	21	93	101	27	1	31	68	68	81	30	19
Rushing Defense	1	99	105	16	7	14	27	94	30	36	5
Pass Eff. Defense	20	69	86	34	1	44	59	36	39	49	26
Scoring Defense	14	86	99	30	1	17	41	83	43	44	16
Punt Returns	22	68	37	6	51	85	15	97	32	52	14
Net Punting	11	29	50	74	85	66	14	18	36	104	40
Turnover Margin	8	65	79	56	52	1	2	106	47	99	37

OPPONENTS RETURNING INDIVIDUALS

NAME	RANK	AVG.
TOTAL OFFENSE		
Scott Milanovich (MD)	24th	212.0
PASSING EFFICIENCY		
Danny Wuerffel (UF)	4th	151.3
Mike Groh (UVA)	13th	143.8
Scott Milanovich (MD)	14th	143.6
Spence Fischer (DU)	50th	125.1
RUSHING		
Tremayne Stephens (NCS)	43rd	87.9
ALL-PURPOSE RUNNERS		
Leon Johnson (UNC)	37th	123.5
Marcus Wall (UNC)	43rd	122.1
RECEPTIONS PER GAME		
Geroy Simon (MD)	4th	7.0
Bill Khayat (DU)	38th	4.5
RECEIVING YARDS		
Geroy Simon (MD)	17th	81.0
Jermaine Lewis (MD)	41st	69.2
INTERCEPTIONS		
Ronde Barber (UVA)	T-2nd	.73
Joe Crocker (UVA)	T-5th	.55
Carlos Jones (UM)	T-18th	.45
James Farrior (UVA)	T-36th	.36
PUNT RETURNS		
Octavus Barnes (UNC)	12th	10.8
Sorola Palmer (UF)	20th	9.9
Adam Geis (DU)	26th	9.4
Jammi German (UM)	31st	9.1
KICKOFF RETURNS		
Marcus Wall (UNC)	2nd	27.5
Alvin Whitted (NCS)	15th	25.1
Andre Humphrey (CU)	34th	22.7
FIELD GOALS		
Dane Prewitt (UM)	T-21st	1.18
Tom Cochran (DU)	T-21st	1.18

PUNTING

John Krueger (DU)	21st	41.9
Scott Milanovich (MD)	24th	41.8
Will Brice (UVA)	55th	40.6

SCORING

Raphael Garcia (UVA)	22nd	7.73
Tom Cochran (DU)	42nd	6.91

FLORIDA STATE IN 1994 FINAL NCAA STATISTICS

Team	RANK	AVERAGE
CATEGORY		
Total Offense	4th	483.09
Scoring Offense	5th	36.8
Rushing Offense	3rd	189.1
Passing Offense	7th	294.0
Total Defense	7th	267.0
Scoring Defense	13th	16.6
Rushing Defense	8th	97.9
Pass Efficiency Def.	4th	92.9
Net Punting	38th	36.6
Kickoff Returns	64th	19.6
Punt Returns	46th	8.9
Turnover Margin	65th	-.27

Individual

Category	Name	Rank	Average
Rushing	Warrick Dunn	36th	6.8
All-Purpose Runners	Warrick Dunn	44th	121.3
Passing Efficiency	Danny Kanell	39th	129.1
Total Offense	Danny Kanell	12th	241.3
Receptions Per Game	Kez McCorvey	11th	5.9
Receiving Yards PG	Kez McCorvey	13th	87.0
Punt Returns	James Colzie	29th	9.1
Kickoff Returns	Rock Preston	32th	22.9

ATLANTIC COAST CONFERENCE

FINAL 1994 STANDINGS

TEAM	ACC					OVERALL					HM	RD	NU	STREAK
	W	L	T	FOR	OPP	W	L	T	FOR	OPP				
Florida State	8	0	0	331	102	9	1	1	405	183	4-0-1	4-1	1-0	Tie 1
N.C. State	6	2	0	205	188	8	3	0	277	251	5-1	3-2	0-0	Won 1
North Carolina	5	3	0	239	191	8	3	0	343	232	5-1	3-2	0-0	Won 2
Virginia	5	3	0	224	149	8	3	0	350	185	4-1	4-2	0-0	Lost 1
Duke	5	3	0	257	216	8	3	0	360	247	5-1	3-2	0-0	Lost 2
Clemson	4	4	0	116	109	5	6	0	164	188	4-2	1-4	0-0	Lost 1
Maryland	2	6	0	192	282	4	7	0	270	326	3-2	1-5	0-0	Lost 3
Wake Forest	1	7	0	84	301	3	8	0	143	373	2-4	1-4	0-0	Won 1
Georgia Tech	0	8	0	116	226	1	10	0	185	319	1-5	0-5	0-0	Lost 9

1994 ALL-ACC FOOTBALL

First Team

OFFENSE			DEFENSE		
POS	PLAYER	SCHOOL	POS	PLAYER	SCHOOL
WR	Kez McCorvey	Florida State	DL	Derrick Alexander	Florida State
WR	Eddie Goines	N.C. State	DL	Marcus Jones	North Carolina
T	Matt Williams	Duke	DL	Mike Frederick	Virginia
T	Steve Ingram	Maryland	ILB	Damien Covington	N.C. State
G	Patrick McNeil	Florida State	ILB	Tim Jones	Clemson
G	Lewis Tyre	Florida State	OLB	Derrick Brooks	Florida State
C	Clay Shiver	Florida State	OLB	John Zuanich	Duke
TE	Greg DeLong	North Carolina	DB	Ray Farmer	North Carolina
QB	Danny Kanell	Florida State	DB	Clifton Abraham	Florida State
RB	Robert Baldwin	Duke	DB	Ronde Barber	Virginia
RB	Warrick Dunn	Florida State	DB	Corey Fuller	Florida State
PK	Steve Videtich	N.C. State	P	Jason Bender	Georgia Tech

Second Team

OFFENSE			DEFENSE		
POS	PLAYER	SCHOOL	POS	PLAYER	SCHOOL
WR	Tyrone Davis	Virginia	DL	Carl Reeves	N.C. State
WR	Geroy Simon	Maryland	DL	Ryan Kuehl	Virginia
T	Roge Purgason	North Carolina	DL	Marvin Cross	Clemson
T	Chris Hennie-Roed	N.C. State	ILB	Jamal Cox	Georgia Tech
G	Steve Keim	N.C. State	ILB	Billy Granville	Duke
G	Brian Bravy	Georgia Tech	OLB	Wardell Rouse	Clemson
C	Jeroen Egge	Duke	OLB	Jamie Sharper	Virginia
TE	Bill Khayaf	Duke	DB	Dewayne Washington	N.C. State
QB	Scott Milanovich	Maryland	DB	Devin Bush	Florida State
RB	Leon Johnson	North Carolina	DB	Lathon Flowers	Georgia Tech
RB	Tremayne Stephens	N.C. State	DB	Richard Goodpasture	Wake Forest
PK	Nelson Welch	Clemson	DB	Brian Dawkins	Clemson
			P	Will Brice	Virginia

Honorable Mention

OFFENSE		DEFENSE	
WR-	Jermaine Lewis, MD; Marcus Wall, NC; Octavus Barnes, NC; Corey Thomas, Duke; Russ Weaver, MD	DL-	Reinard Wilson, FSU; Jamie Bragg, MD; Eric Counts, NCS; Oscar Sturgis, NC; James Roberson, FSU; Bernard Halsey, DU; James Kirkland, DU
T-	Jon Merrill, DU; Jason Augustino, UVA; Todd Fordham, FSU	ILB-	Randy Neal, UVA; Kevin Giles, WF; Ratcliff Thomas, MD; Mike Barber, CU; Sam Cowart, FSU; Daryl Bush, FSU; Mike Marton, NC
G-	Jonathon Redmond, NCS; David Hack, MD; Jade Dubis, MD; Chad Melita, Duke; Will Young, CU; Damon Wallace, DU	OLB-	Darnell Stephens, CU; James Farnior, UVA; Todd Rebol, FSU; Jon Rissler, NCS; Mike Settles, MD
C-	Brian Heath, UVA; Eddie McKeel, WF; Kenneth Redmond, NCS; Jamie Bragg, MD	DB-	William Strong, NCS; James Walker, NCS; Ricky Bell, NCS; Andrea Johnson, MD; Carl Smith, UVA; Sean Hamlet, FSU; Jamal Ellis, DU; Zaid Abdul-Aleem, DU; Jimmy Hitchcock, NC; Dexter McClean, CU; Eric Thomas, NC; Sean Boyd, NC; Andre Carter, CU; Joe Crocker, UVA; Brandon Pollock, DU; Corey Sawyer, FSU; Peter Ford, CU; Angel Guerra, MD
TE-	Matt McNeel, WF; John Farquahar, DU; Melvin Pearsall, FSU	P-	Scott Milanovich, MD; John Krueger, DU; Mike Strazzeri, WF; Mike Thomas, NC
QB-	Jason Stanicek, NC; Mike Grah, UVA; Spence Fischer, DU; Terry Harvey, NCS; Tommy Luginbill, GT		
RB-	Charles Way, UVA; Zack Crockett, FSU; Allen Williams, MD; Rod Brown, NCS; Raymond Priester, CU; Curtis Johnson, NC; Rock Preston, FSU; Kevin Brooks, UVA; Tiki Barber, UVA		
PK-	Joe O'Donnell, MD; Raphael Garcia, UVA; Trip Pignetti, NC		

ACC PLAYERS OF THE WEEK

WEEK	OFFENSIVE BACK	OFFENSIVE LINEMAN	DEFENSIVE LINEMAN	DEFENSIVE BACK	ROOKIE
9/3	Robert Baldwin, Duke	Matt Williams, Duke	Jamal Cox, GaT	Eric Thomas, UNC	Anthony Downs, CU
9/10	Mike Groh, UVa	Clay Shiver, FSU	Damien Covington, NCS	Billy Granville, Duke	Melvin Pearsall, FSU
9/17	Kevin Foley, MD	Clay Shiver, FSU	Oscar Sturgis, UNC	Derrick Brooks, FSU	Ronde Barber, UVa
9/24	Robert Baldwin, Duke	Chris Hennie-Road, NCS	Ratcliff Thomas, MD	Sean Boyd, UNC	Chad Melita, Duke
10/3	Antwan Wyatt, CU	Jason Augustino, UVa	Marcus Jones, UNC	David Hendrix, GaT	Octavus Barnes, UNC
10/10	Leon Johnson, UNC	Greg DeLong, UNC	Ryan Kuehl, UVa	Fuzzy Lee, UNC	Nealon Greene, CU
10/17	Tiki Barber, UVa	Bill Khayat, Duke	Tim Jones, CU	Ray Farmer, Duke	Tremayne Stephens, NCS
10/24	Scott Milanovich, MD	Jeroen Egge, Duke	Derrick Alexander, FSU	James Farnior, UVa	Ronde Barber, UVa
10/31	Kez McCorvey, FSU	Greg DeLong, UNC	Damien Covington, NCS	Darnell Stephens, CU	Andre Wadsworth, FSU
11/5	Scott Milanovich, MD	Steve Kelm, NCS	Tim Jones, CU	Ray Farmer, Duke	Lamont Fegues, CU
11/12	Warrick Dunn, FSU	Patrick McNeil, FSU	Carl Reeves, NCS	James Farnior, UVa	Rock Preston, FSU
11/19	Mike Thomas, UNC	Patrick McNeil, FSU	Kevin Giles, WF	Alexis Stockwell, WF	Herman Lewis, WF
11/26	Danny Kanell, FSU		Damien Covington, NCS	Corey Fuller, FSU	Tremayne Stephens, NCS

ACC FINAL INDIVIDUAL STATISTICS

Total Offense

PLAYER	SCHOOL	GP	ATT	RUN	ATT	PASS	PLAY	TOT	PP	TDR	PG
Danny Kanell	FSU	11	27	-127	380	2781	407	2654	6.5	18	241.3
Scott Milanovich	MD	11	50	-62	333	2394	383	2332	6.1	20	212.0
Spence Fischer	Duke	11	62	26	346	2285	408	2311	5.7	19	210.1
Tommy Luginbill	GaT	11	35	-88	327	2128	362	2040	5.6	14	185.5
Mike Groh	UVa	11	39	14	215	1708	254	1722	6.8	16	156.6
Jason Stanicek	UNC	10	88	281	166	1222	254	1503	5.9	10	150.3
Terry Harvey	NCS	10	37	-21	199	1466	236	1445	6.1	10	144.5
Rusty LaRue	WF	10	55	30	230	1303	285	1333	4.7	6	133.3
Robert Baldwin	Duke	11	276	1187	0	0	276	1187	4.3	12	107.9
Warrick Dunn	FSU	11	152	1026	0	0	152	1026	6.8	8	93.3
Tremayne Stephens	NCS	9	125	791	0	0	125	791	6.3	3	87.9
Mike Thomas	UNC	10	32	45	83	715	115	769	6.6	9	76.0
Leon Johnson	UNC	11	151	805	0	0	151	805	5.3	7	73.2
Kevin Foley	MD	9	18	-12	95	643	113	631	5.6	3	70.1
Kevin Brooks	UVa	11	173	741	0	0	173	741	4.3	8	67.4

All-Purpose Yardage

PLAYER	SCHOOL	GP	RUN	REC	PR	KR	TOT	PLY	PP	PG
Robert Baldwin	Duke	11	1187	258	0	0	1445	312	4.6	131.4
Leon Johnson	UNC	11	805	266	199	89	1359	197	6.9	123.6
Marcus Wall	UNC	11	31	569	0	743	1343	62	21.7	122.1
Warrick Dunn	FSU	11	1026	308	0	0	1334	186	7.2	121.3
Tiki Barber	UVa	10	591	126	181	118	1016	161	6.3	101.6
Tremayne Stephens	NCS	9	791	71	0	51	913	134	6.8	101.4
Geroy Simon	MD	11	86	891	10	121	1108	99	11.2	100.7
Jermaine Lewis	MD	10	0	692	73	216	981	64	15.3	98.1
Rock Preston	FSU	11	587	126	0	320	1033	97	10.7	93.9
Allen Williams	MD	11	649	357	0	20	1026	181	3.7	93.3
Kez McCorvey	FSU	10	-1	870	13	0	882	66	13.4	88.2
Kevin Brooks	UVa	11	741	101	0	0	842	184	4.6	76.6
Curtis Johnson	UNC	11	721	101	0	0	822	156	5.3	74.7
Tyrone Davis	UVa	11	83	691	0	0	774	45	17.2	70.4
Brian Fitzgerald	NCS	10	408	191	12	92	703	127	5.5	70.3

Passing Efficiency

PLAYER	SCHOOL	GP	ATT	CMP	PCT	INT	PCT	YDS	ATT	TD	PCT	PTS
Mike Groh	UVa	11	215	137	.637	7	.030	1708	7.94	13	.060	143.89
Scott Milanovich	MD	11	333	229	.688	9	.030	2394	7.19	20	.060	143.57
Danny Kanell	FSU	11	380	227	.597	13	.030	2781	7.32	17	.040	129.13
Jason Stanicek	UNC	10	166	96	.578	7	.040	1222	7.36	7	.040	125.15
Spence Fischer	Duke	11	346	204	.590	8	.020	2285	6.60	16	.050	125.07
Terry Harvey	NCS	10	199	116	.583	9	.050	1466	7.37	8	.040	124.39
Tommy Luginbill	GaT	11	327	182	.557	13	.040	2128	6.51	14	.040	116.50
Rusty LaRue	WF	10	230	132	.574	9	.040	1303	5.67	5	.020	104.33

' 9 4 S E A S O N I N R E V I E W

Scoring Leaders

PLAYER	SCHOOL	GP	TDs	TDR	TDP	TDD	2PT	PAT	FG	PTS	PG
Rafael Garcia	UVa	11	0	0	0	0	0	34	17	85	7.73
Robert Baldwin	Duke	11	13	12	1	0	0	0	0	78	7.09
Steve Videtich	NCS	11	0	0	0	0	0	29	16	77	7.00
Tom Cochran	Duke	11	0	0	0	0	0	37	13	76	6.91
Tripp Pignetti	UNC	11	0	0	0	0	0	37	12	73	6.64
Marcus Wall	UNC	11	11	1	9	1	0	0	0	66	6.00
Zack Crockett	FSU	11	11	11	0	0	0	0	0	66	6.00
Tyrone Davis	UVa	11	10	0	10	0	1	0	0	62	5.64
Nelson Welch	CU	11	0	0	0	0	0	14	16	62	5.64
Joe O'Donnell	MD	11	0	0	0	0	0	33	9	60	5.45
Leon Johnson	UNC	11	10	7	2	1	0	0	0	60	5.45
Jermaine Lewis	MD	10	9	0	9	0	0	0	0	54	5.40
Warrick Dunn	FSU	11	9	8	1	0	0	0	0	54	4.91
Rock Preston	FSU	11	9	9	0	0	0	0	0	54	4.91
Corey Thomas	Duke	11	9	1	8	0	0	0	0	54	4.91

Tackle Leaders

PLAYER	SCHOOL	GP	PRI	AST	TOT/AVG	TFL-YDS	SCK-YDS	PBU	FC	FR
Jamal Cox	GaT	11	100	46	146/13.3	5-16	2-3	4	0	0
Damien Covington	NCS	11	81	64	145/13.2	8-22	1-6	7	1	1
Ratcliffe Thomas	MD	11	87	53	140/12.7	3-8	0-0	2	0	1
Mike Morton	UNC	11	76	50	126/11.5	2-8	0-0	7	1	0
Kevin Giles	WF	11	99	23	122/11.1	4-5	0-0	2	3	5
Rodney Wilkerson	GaT	11	66	52	118/10.7	1-2	0-0	1	0	0
Tim Jones	CU	11	58	60	118/10.7	3-7	0-2	5	0	0
Jamie Sharper	UVa	11	76	39	115/10.5	14-73	3.5-44	2	1	1
Billy Granville	Duke	11	68	47	115/10.5	6-1	-3-15	2	1	1
Randy Neal	UVa	10	62	36	98/9.8	7-20	1-7	1	0	0
Mike Settles	MD	11	65	40	105/9.5	5-9	1-5	2	0	0
Michael Barber	CU	11	51	52	103/9.4	3-12	2-10	3	1	0
John Zuenich	Duke	11	64	36	100/9.1	16-72	6-11	2	0	3
David Hendrix	GaT	11	65	32	97/8.8	9-25	0-0	4	1	0
James Farris	UVa	11	62	33	95/8.6	4-8	1-3	6	0	0
Carlos Begley	Duke	11	58	36	94/8.6	1-1	1-9	0	2	0
Richard Goodpasture	WF	11	59	34	93/8.4	1-1	0-0	3	3	1
Tucker Grace	WF	11	63	24	87/7.9	9-31	1-19	1	0	1
Daryl Bush	FSU	11	50	36	86/7.8	7-34	1-2	3	2	2
Ray Farmer	Duke	11	53	33	86/7.8	6-4	0-0	2	0	0
James Walker	NCS	11	62	22	84/7.6	1-2	0-0	2	0	0
Darnell Stephens	CU	11	57	25	82/7.5	13-71	7-52	4	1	1
Andreal Johnson	MD	11	53	25	78/7.1	4-7	0-0	9	0	0
Derrick Brooks	FSU	9	41	36	77/8.5	4-9	3-13	6	1	0
Carl Reeves	NCS	11	37	40	77/7.0	14-62	7-40	1	0	0
Eddie Mason	UNC	11	51	25	76/6.9	4-7	0-0	8	0	0
Sam Cowart	FSU	11	44	32	76/6.9	2-7	1-12	2	0	0

QB SACKS: Reinard Wilson, FSU (11-70); Marcus Jones, UNC (7.5-44); Darnell Stephens, CU (7-52); Wardell Rouse, CU (6.5-43); David Hawkins, Duke (6-44); Carl Reeves, NCS (6-40); Todd White, UVa (5.5-73); Mike Frederick, UVa (5.5-51); Duane Ashman, UVa (5.5-55); John Zuanich, Duke (5-49); Al Wallace, MD (5-20)

TACKLES FOR LOSSES: John Zuanich, Duke (16-72); Mike Frederick UVa (15-68); David Hawkins, Duke (14-74); Jamie Sharper, UVa (14-73); Carl Reeves, NCS (14-62)

PASSES BROKEN UP: Corey Fuller, FSU (13); Ronde Barber, UVa (11); Brandon Pallock, Duke (11); William Strong, NCS (10); Jamal Ellis, Duke (10); Sean Boyd, UNC (10); Andreal Johnson, MD (9); Eddie Mason, UNC (9)

Field Goal Leaders

PLAYER, SCHOOL	G	FGA	FGM	LG	PCT	PG
Rafael Garcia, UVa	11	22	17	50	.770	1.6
Steve Videtich, NCS	11	18	16	50	.890	1.5
Nelson Welch, CU	11	22	16	47	.730	1.5
Tom Cochran, Duke	11	21	13	44	.620	1.2
Tripp Pignetti, UNC	11	14	12	45	.860	1.1
Joe O'Donnell, MD	11	10	9	40	.900	0.8
Chris Leone, GaT	11	16	9	49	.560	0.8
Bill Hollows, WF	11	16	9	47	.560	0.8

Kickoff Returns

PLAYER, SCHOOL	NO	YDS	TD	AVG
Marcus Wall, UNC	27	743	1	27.5
Alvin Whitted, NCS	18	452	1	25.1
Lethon Flowers, GaT	23	541	0	23.5
Rock Preston, FSU	14	320	0	22.9
Andre Humphrey, CU	22	500	0	22.7
Brent Morehead, WF	17	364	0	21.4
Jermaine Stewart, MD	22	410	0	18.6
Herman Lewis, WF	18	321	0	17.8

Rushing

PLAYER, SCHOOL	G	ATT	YDS	AVG	TD	PG
Robert Baldwin, Duke	11	276	1187	4.3	12	107.9
Warrick Dunn, FSU	11	152	1026	6.8	8	93.3
Tremayne Stephens, NCS	9	125	791	6.3	3	87.9
Leon Johnson, UNC	11	151	805	5.3	7	73.2
Kevin Brooks, UVa	11	173	741	4.3	8	67.4
Curtis Johnson, UNC	11	146	721	4.9	7	65.6
Tiki Barber, UVa	10	120	591	4.9	3	59.1
Allen Williams, MD	11	129	649	5.0	1	59.0
Rock Preston, FSU	11	68	587	8.6	9	53.4
Rod Brown, NCS	11	105	564	5.4	5	51.3
C. J. Williams, GaT	11	120	564	4.7	1	51.3
Charles Way, UVa	11	118	517	4.4	6	47.0
Brian Fitzgerald, NCS	10	97	408	4.2	2	40.8
Michael Smith, GaT	11	87	385	4.4	2	35.0
Raymond Priestler, CU	11	87	343	3.9	3	31.2

Receptions

PLAYER, SCHOOL	G	REC	YDS	AVG	TD	PG
Geroy Simon, MD	11	77	891	11.6	5	7.0
Kez McCorvey, FSU	10	59	870	14.8	4	5.9
Allen Williams, MD	11	51	357	7.0	1	4.6
Jermaine Lewis, MD	10	45	692	15.4	9	4.5
Bill Khayat, Duke	11	49	562	11.5	2	4.5
Russ Weaver, MD	11	47	430	9.2	3	4.3
Jon Jensen, Duke	11	45	526	11.7	2	4.1
Charlie Simmons, GaT	11	40	587	14.7	6	3.6
Tyrone Davis, UVa	11	38	691	18.2	10	3.5
Corey Thomas, Duke	11	37	558	15.1	8	3.4
Robert Baldwin, Duke	11	36	258	7.2	1	3.3
Warrick Dunn, FSU	11	34	308	9.1	1	3.1
Patrick Jeffers, UVa	11	33	560	17.0	3	3.0
Mancel Johnson, MD	11	33	353	10.7	3	3.0
Octavus Barnes, UNC	11	32	609	19.0	3	2.9
'OMar Ellison, FSU	11	32	506	15.8	2	2.9

Receiving Yardage Per Game

PLAYER, SCHOOL	G	REC	YDS	AVG	TD	PG
Jermaine Lewis, MD	8	52	957	18.4	7	119.6
Eddie Gaines, NCS	11	48	929	19.4	10	84.5
Kez McCorvey, FSU	12	74	966	13.1	6	80.5
Corey Holliday, UNC	12	50	867	17.3	2	72.3
Terry Smith, CU	10	34	720	21.2	3	72.0
Patrick Jeffers, UVa	9	32	580	18.1	6	64.4
Stanley Dorsey, DU	11	44	678	15.4	4	61.6
Todd Dixon, WF	10	33	558	16.9	4	55.8
Russ Weaver, MD	11	69	606	8.8	2	55.1
Jason Kremus, MD	11	37	576	15.6	5	52.4

Punting

PLAYER, SCHOOL	G	NO	YDS	AVG
Jason Bender, GaT	11	55	2503	45.5
Jahn Krueger, DU	11	58	2430	41.9
Scott Milanovich, MD	11	51	2132	41.8
Will Brice, UVa	11	55	2230	40.6
Mike Thomas, UNC	10	45	1771	39.4
Nelson Welch, CU	11	76	2980	39.2
Mike Strazzeri, WF	11	78	3056	39.2
Chad Robson, NCS	11	46	1753	38.1


Punt Returns

PLAYER, SCHOOL	NO	YDS	TD	AVG
Octavus Barnes, UNC	14	151	0	10.8
Tiki Barber, UVa	17	181	1	10.7
Adam Geis, DU	20	188	0	9.4
James Calzie, FSU	30	274	0	9.1

Interceptions

PLAYER, SCHOOL	G	NO	YDS	TD	PG
Ronde Barber, UVa	11	8	56	0	0.7
Joe Crocker, UVa	11	6	54	1	0.6
James Ferrior, UVa	11	4	101	0	0.4
Dexter McClean, CU	11	4	27	0	0.4
Andre Carter, CU	11	4	5	0	0.4
Randy Neal, UVa	10	3	117	2	0.3

Outland Trophy candidate Clay Shiver and Lewis Tyre have started next to each other for two years on the offensive line.



ACC FINAL TEAM STATISTICS

Total Offense							3rd Down Conversions				
SCHOOL	G	PLAYS	YDS	PP	TD	PG	SCHOOL	OFF-ATT	PCT	DEF-ATT	PCT
Florida State	11	853	5314	6.2	53	483.1	Florida State	70-157	.446	48-176	.273
North Carolina	11	803	4482	5.6	44	407.5	North Carolina	72-162	.444	55-159	.346
Virginia	11	822	4451	5.4	43	404.6	Virginia	72-171	.421	65-172	.378
N.C. State	11	773	4237	5.5	33	385.2	Maryland	57-141	.404	81-167	.485
Duke	11	802	4104	5.1	46	373.1	N.C. State	63-157	.401	53-149	.356
Maryland	11	748	4075	5.5	35	370.5	Georgia Tech	62-161	.385	84-176	.477
Georgia Tech	11	736	3847	5.1	22	349.7	Duke	61-161	.379	52-160	.325
Clemson	11	769	2996	3.9	17	272.4	Clemson	62-181	.343	48-150	.320
Wake Forest	11	727	2783	3.8	17	253.0	Wake Forest	48-166	.289	81-170	.476

Rushing Offense							Total Defense						
SCHOOL	G	ATT	YDS	PC	TD	PG	SCHOOL	G	PLYS	YDS	PP	TD	PG
North Carolina	11	552	2496	4.5	23	226.9	Florida State	11	753	2937	3.9	22	267.0
N.C. State	11	479	2112	4.4	19	192.0	Virginia	11	759	3412	4.5	24	310.2
Florida State	11	412	2080	5.1	31	189.1	North Carolina	11	752	3512	4.7	27	319.3
Virginia	11	520	2060	4.0	21	187.3	N.C. State	11	749	3563	4.8	32	323.9
Clemson	11	544	1913	3.5	12	173.9	Clemson	11	735	3638	4.9	20	330.7
Duke	11	435	1636	3.8	20	148.7	Duke	11	798	4207	5.3	32	382.5
Georgia Tech	11	349	1145	3.3	4	104.1	Georgia Tech	11	846	4207	5.0	39	382.5
Maryland	11	319	1038	3.3	10	94.4	Maryland	11	822	4778	5.8	40	434.4
Wake Forest	11	369	1024	2.8	7	93.1	Wake Forest	11	828	4961	6.0	50	451.0

Passing Offense								Rushing Defense							
SCHOOL	G	ATT	CMP	PCT	INT	YDS	TD	PG	SCHOOL	G	ATT	YDS	PC	TD	PG
Florida State	11	441	264	.599	18	3234	21	294.0	Virginia	11	323	700	2.2	9	63.6
Maryland	11	428	291	.680	13	3037	23	276.1	Florida State	11	377	1077	2.9	6	97.9
Georgia Tech	11	407	223	.548	18	2702	17	245.6	Clemson	11	379	1248	3.3	9	113.5
Duke	11	367	216	.589	9	2468	19	224.4	North Carolina	11	369	1267	3.4	13	115.2
Virginia	11	302	182	.603	12	2391	16	217.4	Duke	11	412	1409	3.4	13	128.1
N.C. State	11	294	169	.575	12	2125	12	193.2	N.C. State	11	408	1487	3.6	11	135.1
North Carolina	11	251	137	.546	10	1986	16	180.5	Georgia Tech	11	580	2534	4.4	28	230.4
Wake Forest	11	358	182	.508	17	1759	8	159.9	Maryland	11	531	2618	4.9	26	238.0
Clemson	11	225	106	.471	10	1083	4	98.5	Wake Forest	11	558	2978	5.3	23	270.7

Scoring Offense								Passing									
SCHOOL	G	TD	KX	POXP	FG	SF	PTS	AVG	SCHOOL	G	ATT	CMP	PCT	INT	YDS	TD	PG
Florida State	11	53	48	2	12	0	406	36.9	Florida State	11	376	180	.479	15	1860	13	92.9
Duke	11	46	41	0	13	2	360	32.7	Virginia	11	436	239	.548	27	2712	14	105.3
Virginia	11	43	35	3	17	0	350	31.8	North Carolina	11	383	209	.546	10	2245	14	110.6
North Carolina	11	44	39	2	12	0	343	31.2	Georgia Tech	11	266	144	.541	10	1673	10	111.9
N.C. State	11	33	29	1	16	0	277	25.2	Clemson	11	336	210	.590	16	2390	9	114.7
Maryland	11	35	33	0	9	0	270	24.6	N.C. State	11	340	192	.565	9	2077	15	117.0
Georgia Tech	11	22	18	1	9	0	185	16.8	Duke	11	379	199	.529	16	2798	17	121.8
Clemson	11	17	14	0	16	0	164	14.9	Maryland	11	291	171	.588	9	2160	11	127.4
Wake Forest	11	17	8	3	9	0	143	13.0	Wake Forest	11	270	155	.574	10	1983	21	137.4

First Downs — Offense							Scoring Defense								
SCHOOL	G	RUSH	PASS	PEN	TOT	PG	SCHOOL	G	TD	KXP	OXF	FG	SF	PTS	PG
Florida State	11	216	143	16	275	25.0	Florida State	11	22	17	2	10	0	183	16.6
Maryland	11	80	146	9	235	21.4	Virginia	11	24	20	0	7	0	185	16.8
North Carolina	11	139	87	5	231	21.0	Clemson	11	20	15	1	17	0	188	17.1
Duke	11	92	123	13	228	20.7	North Carolina	11	27	26	0	14	1	232	21.1
Virginia	11	110	102	10	222	20.2	Duke	11	32	22	3	9	0	247	22.5
N.C. State	11	109	94	13	216	19.6	N.C. State	11	32	24	1	11	0	251	22.8
Georgia Tech	11	65	117	12	194	17.6	Georgia Tech	11	39	37	0	16	0	319	29.0
Clemson	11	111	55	10	176	16.0	Maryland	11	40	35	3	15	0	326	29.6
Wake Forest	11	56	84	22	162	14.7	Wake Forest	11	50	44	1	9	0	373	33.9



Florida State's defense was the best in the ACC last year and it ranked 7th nationally.

First Downs — Defense							Kickoff Returns						
SCHOOL	G	RUSH	PASS	PEN	TOT	PG	SCHOOL	G	NO	YDS	LG	TD	AVG
Florida State	11	61	87	22	170	15.5	North Carolina	11	37	913	87	1	24.7
Virginia	11	40	119	11	170	15.5	Georgia Tech	11	48	1080	62	0	22.5
North Carolina	11	82	90	9	181	16.5	N.C. State	11	40	814	97	1	20.4
Clemson	11	81	107	6	194	17.6	Clemson	11	40	786	69	0	19.7
N.C. State	11	88	113	7	208	18.9	Florida State	11	34	666	52	0	19.6
Duke	11	94	108	17	222	20.2	Maryland	11	51	989	94	1	19.4
Georgia Tech	11	142	82	9	233	21.2	Virginia	11	29	556	46	1	19.2
Wake Forest	11	157	88	2	247	22.5	Duke	11	37	685	36	0	18.5
Maryland	11	149	97	16	262	23.8	Wake Forest	11	56	1027	72	0	18.3

Turnover Margin								Net Punting			
SCHOOL	FM	IN	TOT	FM	IN	TOT	MAR	SCHOOL	PUNTS-AVG	RET-YDS	NET
Clemson	13	16	29	2	10	12	1.55	Virginia	58-39.2	11-18	38.9
Duke	12	17	29	4	9	13	1.45	Duke	62-41.7	27-184	38.7
Virginia	9	27	36	13	12	25	1.00	Georgia Tech	55-45.5	36-388	38.5
North Carolina	11	10	21	12	10	22	-0.9	Maryland	52-41.0	19-138	38.4
Florida State	13	15	28	13	18	31	-0.27	Florida State	50-37.4	10-39	36.6
Maryland	7	1	18	8	13	21	-0.27	Wake Forest	80-38.4	29-199	35.9
Wake Forest	14	10	24	12	17	29	-0.45	Clemson	77-38.7	37-334	34.4
N.C. State	10	9	19	18	12	30	-1.00	North Carolina	51-37.6	19-193	33.8
Georgia Tech	7	10	17	20	18	38	-1.91	N.C. State	52-36.0	22-254	31.1

Punt Returns							Penalty Yardage Per Game				
SCHOOL	G	NO	YDS	LG	TD	AVG	SCHOOL	G	PEN	YDS	PG
North Carolina	11	27	350	88	1	13.0	Wake Forest	11	51	379	34.5
Duke	11	26	298	48	0	11.5	N.C. State	11	58	436	39.6
Virginia	11	30	318	74	2	10.6	Virginia	11	73	535	48.6
Wake Forest	11	18	162	45	1	9.0	Clemson	11	76	552	50.2
Florida State	11	39	348	26	0	8.9	North Carolina	11	71	590	53.6
N.C. State	11	23	194	37	0	8.4	Georgia Tech	11	73	603	55.0
Maryland	11	19	149	21	0	7.8	Maryland	11	73	640	58.2
Clemson	11	16	103	28	0	6.4	Duke	11	87	694	63.1
Georgia Tech	11	22	118	19	0	5.4	Florida State	11	85	768	69.8