



COLLEGE
FOOTBALL







50





Although the Florida State program is relatively young, the Semionles have managed to take some of the most prominent spots within the record books of college football.


COLLEGE FOOT

While college football celebrated its 125th anniversary last year, the Seminoles are waiting anxiously to celebrate only their 50th year of college football next season. Although the Florida State program is relatively young, the Seminoles have managed to take some of the most prominent spots within the record books of college football.

The College Football section of the Florida State media guide was added a couple of years ago to give the members of the media a handy reference to some of the most asked college football questions. In this section can be found:

- NCAA Statistical leaders from the 1994 season
- Rankings of Top Five teams in each statistical category from 1994 season
- NCAA All-Time Statistical Leaders
- Bowl Game Schedule for this season and results from last season
- All-Time Bowl Records for all teams
- Winners of the Heisman, Outland, Lombardi, Butkus, O'Brien, Maxwell, Thorpe and Biletinikoff Awards
- Acc Champions and Award Winners
- AP and UPI polls from 1936





GE

FOOTBALL

'94 NCAA FINAL STATISTICAL LEADERS

INDIVIDUAL

Passing Efficiency

(Minimum 1.5 att. per game)

# PLAYER, TEAM	ATT	COMP	YARDS	TD	POINTS	RATING
1. Kerry Collins, Penn State	264	176	2679	21	172.9	
2. Terry Dean, Florida	180	109	1492	20	155.7	
3. Jay Barker, Alabama	226	139	1996	14	151.7	
4. Danny Wuerffel, Florida	212	132	1754	18	151.3	
5. Rob Johnson, Southern Cal	255	170	2210	12	150.3	

Total Offense

# PLAYER, TEAM	PLAYS	YARDS	YDS/GAME
1. Mike Maxwell, Nevada	477	3498	318.00
2. Eric Zeier, Georgia	454	3457	314.27
3. Stoney Case, New Mexico	549	3649	304.08
4. Steve Stenstrom, Stanford	398	2714	301.56
5. John Walsh, Brigham Young	540	3473	289.42

Rushing

# PLAYER, TEAM	CARRIES	YARDS	AVG	YARDS /GAME
1. Rashaan Salaam, Colorado	298	2055	6.9	186.82
2. Brian Pruitt, Central Michigan	292	1890	6.5	171.82
3. Lawrence Phillips, Nebraska	286	1722	6.0	143.50
4. Ki-Jana Carter, Penn State	198	1539	7.8	139.91
5. Andre Davis, Texas Christian	260	1494	5.7	135.82

All-Purpose Runners

# PLAYER, TEAM	RUSH	REC	PR	KOR	YDS	YARDS /GAME
1. Rashaan, Salaam, Colorado	2055	294	0	0	2349	213.55
2. Brian Pruitt, Central Mich.	1890	69	0	330	2289	208.09
3. Andre Davis, Texas Christian	1494	522	0	0	2016	183.27
4. Napoleon Kaufman, WA	1390	199	8	229	1826	166.00
5. Ki-Jana Carter, Penn St.	1539	123	0	81	1743	158.45

Receptions Per Game

# PLAYER, TEAM	G	CATCHES	YARDS	CATCHES /GAME
1. Alex Van Dyke, Nevada	11	98	1246	8.91
2. Randy Gatewood, NV/LV	11	88	1203	8.00
3. Mick Rossley, Southern Meth.	11	83	857	7.55
4. Geroy Simon, Maryland	11	77	891	7.00
5. Wes Caswell, Tulsa	11	74	893	6.73

Receiving Yards Per Game

# PLAYER, TEAM	G	CATCHES	YARDS	YARDS /GAME
1. Marcus Harris, Wyoming	12	71	1431	119.25
2. Keyshawn Johnson, S. Cal	10	58	1140	114.00
3. Alex Van Dyke, Nevada	11	98	1246	113.27
4. Kevin Jordan, UCLA	11	73	1228	111.64
5. Randy Gatewood, NV/LV	11	88	1203	109.36

Scoring

# PLAYER, TEAM	TD	XP	FG	POINTS	POINTS /GAME
1. Rashaan Salaam, Colorado	24	0	0	144	13.09
2. Ki-Jana Carter, Penn St.	23	0	0	138	12.55
3. Brian Pruitt, Central Mich.	22	0	0	132	12.00
4. Brian Leaver, Bowling Green	0	42	21	105	9.55
5. Judd Davis, Florida	0	65	14	107	8.92

Interceptions

# PLAYER, TEAM	G	NO	YARDS	TD	INT/ GAME
1. Aaron Beasley, West Va.	12	10	133	2	.83
2. Brian Robinson, Auburn	11	8	140	1	.73
Ronde Barber, Virginia	11	8	56	0	.73
4. Demetrice Martin, Michigan St.	11	7	41	0	.64
5. Joe Crocker, Virginia*	11	6	54	1	.55

*10 tied for 5th

Punt Returns

(Minimum 1.2 per game)

# PLAYER, TEAM	NO	YARDS	TD	AVG
1. Steve Clay, Eastern Mich.	14	278	1	19.86
2. Nilo Silvan, Tennessee	15	272	0	18.13
3. Roy Peterson, San Diego St.	12	190	2	15.83
4. Kevin Alexander, Utah St.	14	199	1	14.21
5. Eddie Kennison, LSU	36	439	1	12.19

Kickoff Returns

(Minimum 1.2 per game)

# PLAYER, TEAM	NO	YARDS	TD	AVG
1. David Dunn, Fresno St.	35	1013	0	28.94
2. Marcus Wall, North Carolina	27	743	1	27.52
3. Parrish Foster, New Mexico St.	14	385	0	27.50
4. Derrick Mason, Michigan St.	36	966	1	26.83
5. Joey Galloway, Ohio St.	15	401	1	26.73

Field Goals

# PLAYER, TEAM	FGA	FG	PCT	FG/ GAME
1. Remy Hamilton, Michigan	29	24	.828	2.18
2. Steve McLaughlin, Arizona	29	23	.793	2.09
3. Brian Leaver, Bowling Green	24	21	.875	1.91
Nick Garritano, NV/LV	26	21	.808	1.91
5. Ryan Williams, Virginia Tech	21	17	.810	1.70
Mike Chalberg, Minnesota	23	17	.739	1.70

Punting

(Minimum 3.6 per game)

# PLAYER, TEAM	PUNTS	AVG
1. Todd Sauerbrun, West Va.	72	48.42
2. Jason Bender, Georgia Tech	55	45.51
3. Brad Maynard, Ball St.	59	45.49
4. Brian Lambert, Northeast La.	55	45.07
5. Gary Layton, Miami (Ohio)	55	45.04

TEAM

Turnover Margin

# TEAM	TURNOVERS GAINED			TURNOVERS LOST			MARGIN /GAME
	FUM	INT	TOTAL	FUM	INT	TOTAL	
1. UCLA	21	18	39	13	7	20	1.73
2. Fresno State	15	16	31	9	5	14	1.55
3. Cincinnati	13	14	27	5	7	12	1.36
4. Tennessee	15	18	33	11	9	20	1.18
Texas A&M	19	13	32	7	12	19	1.18
Mississippi	15	15	30	3	14	17	1.18
Penn State	11	21	32	6	13	19	1.18
Colorado	13	13	26	6	7	13	1.18

Total Offense

# TEAM	PLAYS	YARDS	YARDS /GAME
1. Penn State	749	5722	520.18
2. Nevada	901	5581	507.36
3. Colorado	773	5448	495.27
4. Florida State	853	5314	483.09
5. Nebraska	897	5734	477.83

Rushing Offense

# TEAM	CARRIES	YARDS	YARDS /GAME
1. Nebraska	687	4080	340.0
2. Air Force	720	3657	304.8
3. Colorado	517	3206	291.5
4. Central Michigan	571	3132	284.7
5. Oregon State	640	3072	279.3

Passing Offense

# TEAM	ATT	COMP	YARDS	YARDS /GAME
1. Georgia	462	276	3721	338.3
2. Nevada	463	279	3625	329.5
3. Brigham Young	475	287	3755	312.9
4. Florida	435	267	3740	311.7
5. Stanford	422	255	3358	305.3

Scoring Offense

# TEAM	GAMES	POINTS	AVG
1. Penn State	11	526	47.8
2. Florida	12	521	43.4
3. Nevada	11	414	37.6
4. Utah	11	410	37.3
5. Florida State	11	405	36.8

Kickoff Returns

# TEAM	NO	YARDS	AVG
1. Texas A&M	21	584	27.8
2. North Carolina	37	913	24.7
3. Utah	27	657	24.3
4. Fresno State	55	1,306	23.7
5. Michigan State	48	1,130	23.5

Total Defense

# TEAM	PLAYS	YARDS	YARDS /GAME
1. Miami (Fla.)	702	2430	220.9
2. Washington State	732	2519	229.0
3. Memphis	729	2774	252.2
4. Nebraska	765	3106	258.8
5. Texas A&M	758	2920	265.5



Rushing Defense

# TEAM	CARRIES	YARDS	YARDS /GAME
1. Virginia	323	700	63.6
2. Arizona	369	715	65.0
3. Washington State	418	812	73.8
4. Nebraska	401	951	79.3
5. Florida	387	1015	84.6

Pass Efficiency Defense

# TEAM	ATT	COMP	YARDS	TD	INT	POINTS
1. Miami (Fla.)	293	143	1365	5	18	81.3
2. Southwestern La.	309	135	1626	10	19	86.3
3. Texas Tech	283	122	1623	8	17	88.6
4. Florida State	376	180	1860	13	15	92.9
5. Washington State	314	140	1707	9	10	93.3

Scoring Defense

# TEAM	GAMES	POINTS	AVG
1. Miami (Fla.)	11	119	10.8
2. Nebraska	12	145	12.1
3. Washington State	11	133	12.1
4. Texas A&M	11	147	13.4
5. Kansas State	11	156	14.2
Illinois	11	156	14.2

Punt Returns

# TEAM	NO	YARDS	AVG
1. Ball State	18	359	19.9
2. Eastern Michigan	17	335	19.7
3. Virginia Tech	44	589	13.4
4. Tennessee	34	455	13.4
5. San Diego State	20	265	13.3

Net Punting

# TEAM	PUNTS	AVG	NO RET	YDS RET	NET AVG
1. Ball State	59	45.5	21	196	42.2
2. Nebraska	50	42.6	24	69	41.2
3. Boston College	58	43.9	23	176	40.8
4. UCLA	54	43.4	25	155	40.5
5. Northwestern	53	41.8	15	83	40.2

NCAA ALL-TIME LEADERS

TOTAL OFFENSE

Career Yards

PLAYER	TEAM	YEARS	PLAYS	YARDS			AVG
				RUSH	PASS	TOTAL	
1. Ty Detmer	Brigham Young	88-91	*1,795	-366	*15,031	*14,665	8.17
2. Doug Flutie	Boston College	81-84	1,558	738	10,579	11,317	7.26
3. Alex Van Pelt	Pittsburgh	89-92	1,500	-99	10,913	10,814	6.89
4. Todd Santos	San Diego State	84-87	1,722	-912	11,425	10,513	6.11
5. Kevin Sweeney	Fresno State	82-86	1,700	-371	10,623	10,252	6.03

Season Yards

PLAYER	TEAM	YEAR	GAMES	PLAYS	YARDS			AVG
					RUSH	PASS	TOTAL	
1. David Klingler	Houston	90	11	704	81	5,140	*5,221	7.42
2. Ty Detmer	Brigham Young	90	12	635	-166	5,188	5,022	7.91
3. Andre Ware	Houston	89	11	628	-38	4,699	4,661	7.42
4. Jim McMahon	Brigham Young	80	12	540	56	4,571	4,627	8.57
5. Ty Detmer	Brigham Young	89	12	497	-127	4,560	4,433	@8.92

RUSHING

Career Yards

PLAYER	TEAM	YEARS	PLAYS	YARDS	AVG	LONG
1. Tony Dorsett	Pittsburgh	73-76	1,074	*6,082	5.66	73
2. Charles White	Southern Cal	76-79	1,023	5,598	5.47	79
3. Herschel Walker	Georgia	80-82	994	5,259	5.29	76
4. Archie Griffin	Ohio State	72-75	845	5,177	††6.13	75
5. Darren Lewis	Texas A&M	87-90	909	5,012	5.51	84

Season Yards

PLAYER	TEAM	YEAR	GAMES	PLAYS	YARDS	AVG
1. Barry Sanders	Oklahoma State	88	11	344	*2,628	-7.64
2. Marcus Allen	Southern Cal	81	11	*403	2,342	5.81
3. Mike Rozier	Nebraska	83	12	275	2,148	7.81
4. LeShon Johnson	Northern Illinois	93	11	327	1,976	6.04
5. Tony Dorsett	Pittsburgh	76	11	338	1,948	5.76

PASSING

Career Passing Efficiency (Minimum 500 Completions)

PLAYER	TEAM	YEARS	ATT	COMP	INT	PCT	YARDS	TD	PTS
1. Ty Detmer	Brigham Young	88-91	1,530	958	65	.626	15,031	*121	*162.7
2. Jim McMahon	Brigham Young	77-78, 80-81	1,060	653	34	.616	9,536	84	156.9
3. Steve Young	Brigham Young	81-83	908	592	33	.652	7,733	56	149.8
4. Robbie Bosco	Brigham Young	83-85	997	638	36	.640	8,400	66	149.4
5. Chuck Long	Iowa	81-85	1,072	692	46	^6.66	9,210	64	147.8

Season Passing Efficiency (Minimum 15 Attempts Per Game)

PLAYER	TEAM	YEAR	G	ATT	COMP	INT	PCT	YARDS	TD	PTS
1. Jim McMahon	Brigham Young	80	12	445	284	18	.638	*4,571	*47	*176.9
2. Ty Detmer	Brigham Young	89	12	412	265	15	.643	4,560	32	175.6
3. Trent Dilfer	Fresno State	93	11	333	217	4	.652	3,276	28	173.1
4. Jerry Rhome	Tulsa	64	10	326	224	4	.687	2,870	32	172.6
5. Elvis Grbac	Michigan	91	11	228	152	5	.667	1,955	24	169.0

Career Yards

PLAYER	TEAM	YEARS	ATT	COMP	INT	PCT	YARDS	TD	PTS
1. Ty Detmer	Brigham Young	88-91	*1,530	*958	65	.626	*15,031	121	76
2. Todd Santos	San Diego State	84-87	1,484	910	57	.613	11,425	70	84
3. Alex Van Pelt	Pittsburgh	89-92	1,463	845	59	.578	10,913	64	91
4. Kevin Sweeney	Fresno State	82-86	1,336	731	48	.547	10,623	66	95
5. Doug Flutie	Boston College	81-84	1,270	677	54	.533	10,579	67	80

C O L L E G E F O O T B A L L

Season Yards

PLAYER	TEAM	YEAR	G	ATT	COMP	INT	PCT	YARDS	TD
1. Ty Detmer	Brigham Young	90	12	562	361	28	.642	*5,188	41
2. David Klingler	Houston	90	11	*643	*374	20	.582	5,140	*54
3. Andre Ware	Houston	89	11	578	365	15	.631	4,699	46
4. Jim McMahon	Brigham Young	80	12	445	284	18	.638	4,571	47
5. Ty Detmer	Brigham Young	89	12	412	265	15	.643	4,560	32

Single Game Attempts

NO.	PLAYER	TEAM	OPPONENT	DATE
79	Matt Vogler	Texas Christian	Houston	Nov. 3, 1990
76	David Klingler	Houston	Southern Methodist	Oct. 20, 1990
75	Chris Vargas	Nevada	McNeese State	Sept. 19, 1992
73	Jeff Handy	Missouri	Oklahoma State	Oct. 17, 1992
73	Shane Montgomery	North Carolina State	Duke	Nov. 11, 1989
73	Troy Kopp	Pacific	Hawaii	Oct. 27, 1990

Single Game Completions

NO.	PLAYER	TEAM	OPPONENT	DATE
48	David Klingler	Houston	Southern Methodist	Oct. 20, 1990
46	Jimmy Klingler	Houston	Rice	Nov. 28, 1992
45	Sandy Schwab	Northwestern	Michigan	Oct. 23, 1982
44	Matt Vogler	Texas Christian	Houston	Nov. 3, 1990
44	Chuck Hartlieb	Iowa	Indiana	Oct. 29, 1988
44	Jim McMahon	Brigham Young	Colorado State	Nov. 7, 1981

RECEIVING

Career Catches

PLAYER	TEAM	YEARS	CATCHES	YARDS	AVG	TD
1. Aaron Turner	Pacific	89-92	*266	*4,345	16.3	43
2. Terance Mathis	New Mexico	85-87, 89	263	4,254	16.2	36
3. Mark Templeton	Long Beach State	83-86	262	1,969	7.5	11
4. Howard Twilley	Tulsa	63-65	261	3,343	12.8	32
5. David Williams	Illinois	83-85	245	3,195	13.0	22

Season Catches

PLAYER	TEAM	YEAR	G	CATCHES	YARDS	TD
1. Emmanuel Hazard	Houston	89	11	*142	1,689	*22
2. Howard Twilley	Tulsa	65	10	134	*1,779	16
3. Jason Phillips	Houston	88	11	108	1,444	15
4. Fred Gilbert	Houston	91	11	106	957	7
5. Chris Penn	Tulsa	93	11	105	1,578	12

Career Yards

PLAYER	TEAM	YEARS	CATCHES	YARDS	AVG	TD
1. Ryan Yarborough	Wyoming	90-93	229	*4,357	19.0	42
2. Aaron Turner	Pacific	89-92	*266	4,345	16.3	43
3. Terance Mathis	New Mexico	85-87, 89	263	4,254	16.2	36
4. Marc Zeno	Tulane	84-87	236	3,725	15.8	25
5. Ron Sellers	Florida State	66-68	212	3,598	17.0	23

SCORING

Career Points (Non-Kickers)

PLAYER	TEAM	YEARS	TD	XPT	FG	PTS
1. Anthony Thompson	Indiana	86-89	*65	4	0	*394
2. Marshall Faulk	San Diego State	91-93	62	4	0	376
3. Tony Dorsett	Pittsburgh	73-76	59	2	0	356
4. Glenn Davis	Army	43-46	59	0	0	354
5. Art Luppino	Arizona	53-56	48	49	0	337

Career Points (Kickers)

PLAYER	TEAM	YEARS	PAT	PAT ATT	FG	FG ATT	PTS
1. Roman Anderson	Houston	88-91	*213	217	70	101	*423
2. Carlos Huerta	Miami (Fla.)	88-91	178	181	73	91	397
3. Jason Elam	Hawaii	88-92	158	161	79	100	395
4. Derek Schmidt	Florida State	84-87	174	178	73	102	393
5. Luis Zendejas	Arizona State	81-84	134	135	78	*105	368

C O L L E G E F O O T B A L L

Season Points

PLAYER	TEAM	YEAR	TD	XPT	FG	PTS
1. Barry Sanders	Oklahoma State	88	*39	0	0	*234
2. Mike Rozier	Nebraska	83	29	0	0	174
	Lydell Mitchell	Penn State	71	29	0	174
4. Art Luppino	Arizona	54	24	22	0	166
5. Bobby Reynolds	Nebraska	50	22	25	0	157

INTERCEPTIONS

Career Interceptions

PLAYER	TEAM	YEARS	NO	YARDS	AVG	
1. Al Brosky	Illinois	50-52	*29	356	12.3	
2. John Provost	Holy Cross	72-74	27	470	17.4	
	Martin Bayless	Bowling Green	80-83	27	266	9.9
4. Tom Curtis	Michigan	67-69	25	440	17.6	
	Tony Thurman	Boston College	81-84	25	221	8.8
	Tracy Saul	Texas Tech	89-92	25	425	17.0

Season Interceptions

PLAYER	TEAM	YEAR	NO	YARDS
1. Al Warley	Washington	68	*14	130
2. George Shaw	Oregon	51	13	136
3. Terrell Buckley	Florida State	91	12	238
	Cornelius Price	Houston	89	187
	Bob Navarro	Eastern Michigan	89	73
	Terry Hoage	Georgia	82	51

PUNTING

Career Average (Minimum 150 Punts)

PLAYER	TEAM	YEARS	NO	YARDS	AVG	LONG
1. Reggie Roby	Iowa	79-82	172	7,849	*45.6	69
2. Greg Montgomery	Michigan State	85-87	170	7,721	45.4	86
3. Tom Tupa	Ohio State	84-87	196	8,854	45.2	75
4. Barry Helton	Colorado	84-87	153	6,873	44.9	68
5. Ray Guy	Southern Miss	70-72	200	8,934	44.7	93

Season Average

PLAYER	TEAM	YEAR	NO	YARDS	AVG	
1. Reggie Roby	Iowa	81	44	2,193	*49.8	
2. Kirk Wilson	UCLA	56	30	1,479	49.3	
3. Zack Jordan	Colorado	50	38	1,830	48.2	
	Ricky Anderson	Vanderbilt	84	58	2,793	48.2
5. Reggie Roby	Iowa	82	52	2,501	48.1	

PUNT RETURNS

Career Average (Minimum 1.2 Returns Per Game)

PLAYER	TEAM	YEARS	NO	YARDS	TD	AVG	LONG
1. Jack Mitchell	Oklahoma	46-48	39	922	7	*23.6	70
2. Gene Gibson	Cincinnati	49-50	37	760	4	20.5	75
3. Eddie Macon	Pacific	49-51	48	907	4	18.9	100
4. Jackie Robinson	UCLA	39-40	37	694	2	18.8	89
5. Mike Fuller	Auburn	72-74	50	883	3	17.7	63

Season Average (Minimum 1.2 Returns Per Game)

PLAYER	TEAM	YEAR	NO	YARDS	AVG	
1. Bill Blackstock	Tennessee	51	12	311	*25.9	
2. George Sims	Baylor	48	15	375	25.0	
3. Gene Derricotte	Michigan	47	14	347	24.8	
4. Erroll Tucker	Utah	85	16	389	24.3	
	George Hoey	Michigan	67	12	291	24.3

KICKOFF RETURNS

Career Average (Minimum 1.2 Returns Per Game)

PLAYER	TEAM	YEARS	NO	YARDS	AVG
1. Forrest Hall	San Francisco	46-47	22	796	*36.2
2. Anthony Davis	Southern Cal	72-74	37	1,299	35.1
3. Overton Curtis	Utah State	57-58	32	991	31.0
4. Fred Montgomery	New Mexico State	91-92	39	1,191	30.5
5. Altie Taylor	Utah State	66-68	40	1,170	29.3

Season Average (Minimum 1.2 Returns Per Game)

PLAYER	TEAM	YEAR	NO	YARDS	AVG
1. Paul Allen	Brigham Young	61	12	481	*40.1
2. Leeland McElroy	Texas A&M	93	15	590	39.3
3. Forrest Hall	San Francisco	46	15	573	**38.2
4. Tony Ball	Tenn-Chattanooga	77	13	473	36.4
5. George Marinkov	North Carolina State	54	13	465	35.8

ALL-PURPOSE RUNNING

Career Yards

PLAYER	TEAM	YEARS	RUSH	RCV	INT	PR	KOR	YARDS	YDS PP
1. Napoleon McCallum	Navy	81-85	4,179	796	0	858	1,339	*7,172	6.3
2. Darrin Nelson	Stanford	77-78, 80-81	4,033	2,368	0	471	13	6,885	7.1
3. Terance Mathis	New Mexico	85-87, 89	329	*4,254	0	115	1,993	6,691	14.6
4. Tony Dorsett	Pittsburgh	73-76	*6,082	406	0	0	127	6,615	5.9
5. Paul Palmer	Temple	83-86	4,895	705	0	12	997	6,609	6.1

Season Yards

PLAYER	TEAM	YEAR	RUSH	RCV	INT	PR	KOR	YARDS	YDS PP
1. Barry Sanders	Oklahoma State	88	*2,628	106	0	95	421	*3,250	8.3
2. Ryan Benjamin	Pacific	91	1,581	612	0	4	798	2,995	9.6
3. Mike Pringle	Cal-State Fullerton	89	1,727	249	0	0	714	2,690	7.6
4. Paul Palmer	Temple	86	1,866	110	0	0	657	2,633	6.8
5. Ryan Benjamin	Pacific	92	1,441	434	0	96	626	2,597	8.1

FIELD GOALS

Career Field Goals

PLAYER	TEAM	YEARS	TOTAL	PCT	-40	40+	LONG	WON
					YARDS	YARDS		
1. Jeff Jaeger	Washington	83-86	*80-99	.808	*59-68	21-31	52	5
2. Jason Elam	Hawaii	88-92	79-100	.790	50-55	29-45	56	3
John Lee	UCLA	82-85	79-92	*.859	54-56	25-36	52	10
4. Philip Doyle	Alabama	87-90	78-*105	.743	57-61	21-44	53	6
5. Luis Zendejas	Arizona State	81-84	78-*105	.743	53-59	25-46	55	1
Kevin Butler	Georgia	81-84	77-98	.786	50-56	27-42	60	7

Season Field Goals

PLAYER	TEAM	YEARS	TOTAL	PCT	-40	40+	LONG	WON
					YARDS	YARDS		
1. John Lee	UCLA	84	*29-33	.879	*16-16	13-17	51	5
2. Paul Woodside	West Virginia	82	28-31	.903	23-23	5-8	45	2
3. Luis Zendejas	Arizona State	83	28-37	.757	19-22	9-15	52	1
4. Fuad Reveiz	Tennessee	82	27-31	.871	14-14	13-17	60	2
5. Chuck Nelson	Washington	82	25-26	*.962	22-23	3-3	49	1

*Record. @Record for minimum of 3,000 yards. ††Record for minimum of 785 carries. ^Record for minimum of 1,000 attempts. Did not score. °Record for minimum of 105 catches. §Three-year totals records. Record for minimum of 50 punts.

BOWL GAMES SCHEDULE & RESULTS

DATE	GAME	TIME	SITE	LAST YEAR'S SCORE
TBA	Las Vegas	TBA	Las Vegas, Nev.	UNLV 52 C. Michigan 24
TBA	Independence	TBA	Shreveport, La.	Virginia 20 Tex. Christian 10
TBA	Gator	TBA	Gainesville, Fla.	Tennessee 45 Virginia Tech 23
TBA	Peach	TBA	Atlanta, Ga.	N.C. State 28 Mississippi St ... 24
Dec. 14	Freedom	8 p.m.	Anaheim, Calif.	Utah 16 Arizona 13
Dec. 25	Aloha	3:30 p.m.	Honolulu, Hawaii	Boston College... 12 Kansas State 7
Dec. 27	Copper	8 p.m.	Tucson, Ariz.	Brigham Young.. 31 Oklahoma 6
Dec. 28	Alamo	8 p.m.	San Antonio, Texas	Washington St... 10 Baylor 3
Dec. 29	Sun	2:30 p.m.	El Paso, Texas	Texas 35 N. Carolina 31
Dec. 29	Holiday	8 p.m.	San Diego, Calif.	Michigan 24 Colorado St 14
Dec. 30	Liberty	1 p.m.	Memphis, Tenn.	Illinois 30 East Carolina 0
Dec. 30	Carquest	7:30 p.m.	Miami, Fla.	South Carolina .. 24 West Virginia ... 21
Dec. 31	Sugar	7:30 p.m.	New Orleans, La.	Florida State 23 Florida 17
Jan. 1	Orange	8 p.m.	Miami, Fla.	Nebraska 24 Miami 17
Jan. 1	Outback	11 a.m.	Tampa, Fla.	Wisconsin 34 Duke 20
Jan. 1	Florida Citrus	1 p.m.	Orlando, Fla.	Alabama 24 Ohio State 17
Jan. 1	Cotton	1:30 p.m.	Dallas, Texas	S. California 55 Texas Tech 14
Jan. 1	Rose	5 p.m.	Pasadena, Calif.	Penn State 38 Oregon 20
Jan. 2	Fiesta	6 p.m.	Tempe, Ariz.	Colorado 41 Notre Dame 24

1995 FOOTBALL BOWL COALITION



THE BOWL ALLIANCE WAS FORMED IN 1995 to create a mechanism for providing college football fans with the best possible bowl games, including a game between the two top-ranked college football teams, when possible, and to maximize the number of opportunities for a variety of high quality bowl game matchups. The Orange, Sugar and Fiesta Bowls have joined with the Atlantic Coast, The Big East Football, Big Eight, Big Ten, Pacific 10, Southeastern and South-

west Conferences and the University of Notre Dame to form the Alliance.

The champions of the Atlantic Coast, Big East Football, Big Eight, Southeastern and Southwest Conferences will appear in one of the aforementioned bowl games. The University of Notre Dame also will be guaranteed a slot in 1995 should its football team be ranked among the Top Ten bowl eligible teams in either the Associated Press or CNN/USA Today final regular season polls.

Should Notre Dame not be ranked in the Top Ten, the one remaining At-Large position may be filled by any Division I-A college football team eligible for postseason competition, excluding the Big Ten and Pacific-10 Champions, that meets any one of the following requirements:

- 1) has won at least eight college football games during the most recently completed regular season; or
 - 2) is ranked by the AP poll or the CNN/USA Today poll among the top twelve teams eligible to participate in postseason competition; or
 - 3) is ranked no lower in either the AP poll or the CNN/USA Today poll than the lowest ranked team selected by a bowl from the conference champions.
- In the event that two or more teams tie for the championship of the Atlantic Coast, The Big East

Football, Big Eight, Southeastern or Southwest Conferences and remain tied for the championship after all tie-breaking procedures employed by such Conference have been exhausted, the tied team with the highest ranking in both the AP poll and the CNN/USA Today poll shall be included in the Conference Champions Pool. If the tied teams have the same ranking or should the polls disagree as to the highest-ranked team, then all such tied teams will be eligible and the selecting bowl shall have the right to select which team it desires.

Team selection shall occur no later than Sunday, December 3, 1995. The selection order shall be as follows:

Selections 1 & 2	Fiesta Bowl
Selections 3 & 5	Orange Bowl
Selections 4 & 5	Sugar Bowl

The game dates and venues are as follows:
DECEMBER 31, 1995, SUGAR BOWL
 Louisiana Superdome, New Orleans, Louisiana

JANUARY 1, 1996, ORANGE BOWL
 Orange Bowl Stadium, Miami, Florida

JANUARY 2, 1996, FIESTA BOWL
 Sun Devil Stadium, Tempe, Arizona

Mandatory 1 vs. 2 Pairing

The Fiesta Bowl shall select any team ranked number 1 in the AP poll and any team ranked number 1 in the CNN/USA Today poll if the teams so ranked are different and two such teams are available. In any other case, the Fiesta Bowl shall select any team ranked number 1 in either the AP poll or the CNN/USA Today poll and any team ranked number 2 in either the AP poll or the CNN/USA Today poll if two teams so ranked are available.

All other team selections shall come from the pool of teams specified above and will be at the discretion of the participating bowls. ■

B O W L I N F O R M A T I O N

Alamo Bowl

San Antonio, Texas

Sponsor Builder's Square
Executive Director ... Derrick S. Fox
Phone (210) 226-2695
Network ESPN
Stadium Alamodome (65,000)

Aloha Bowl

Honolulu, Hawaii

Sponsor Jeep Eagle
Executive Director Marcia J. Cherner
Phone (808) 947-4141
Network ABC
Stadium Aloha (30,000)

Copper Bowl

Tucson, Arizona

Sponsor Weiser Lock Company
Executive Director Larry Brown
Phone (602) 790-5510
Network ESPN
Stadium Arizona (58,000)

Cotton Bowl

Dallas, Texas

Sponsor Mobil Corporation
Executive Director Rick Baker
Phone (214) 634-7525
Network CBS
Stadium Cotton Bowl (71,615)

Fiesta Bowl

Tempe, Arizona

Sponsor IBM OS/2
Executive Director John Junker
Phone (602) 350-0900
Network CBS
Stadium Sun Devil (74,783)

Florida Citrus Bowl

Orlando, Florida

Sponsor Florida Dept. of Citrus & Comp USA
Executive Director Charles H. Rohe
Phone (407) 423-2476
Network ABC
Stadium Florida Citrus Bowl (70,000)

Freedom Bowl

Anaheim, California

Sponsor Orange County Sports Assoc.
Executive Director .. Don Andersen
Phone (714) 254-3050
Network Raycom
Stadium Anaheim (70,962)

Gator Bowl

Gainesville, Florida

Sponsor Outback Steakhouse
Executive Director Richard M. Catlett
Phone (904) 396-1800
Network NBC
Stadium .. Ben Hill Griffin (83,000)

Hall of Fame Bowl

Tampa, Florida

Sponsor Hall of Fame Bowl Assoc.
Executive Director James P. McVay
Phone (813) 874-2695
Network ESPN
Stadium Tampa (74,350)

Holiday Bowl

San Diego, California

Sponsor Thrifty Car Rental
Executive Director John K. Reid
Phone (619) 283-5808
Network ESPN
Stadium Jack Murphy (62,809)

Independence Bowl

Shreveport, Louisiana

Sponsor Poulan/Weed Eater
Executive Director Pat B. Tiller
Phone (318) 221-0712
Network ESPN
Stadium ... Independence (50,459)

Sun Bowl

El Paso, Texas

Sponsor ... John Hancock Financial Services
Executive Director Tom Starr
Phone (915) 533-4416
Network CBS
Stadium Sun Bowl (51,270)

Las Vegas Bowl

Las Vegas, Nevada

Sponsor Las Vegas Convention & Visitor's Authority
Executive Director Herb McDonald
Phone (702) 731-2115
Network ESPN
Stadium Sam Boyd Silver Bowl (31,000)

Liberty Bowl

Memphis, Tennessee

Sponsor St. Jude Children's Research Hospital
Executive Director Steve Ehrhart
Phone (901) 795-7700
Network ESPN
Stadium Liberty Bowl (62,425)

Orange Bowl

Miami, Florida

Sponsor Federal Express
Executive Director Keith Tribble
Phone (305) 371-4600
Network CBS
Stadium Orange Bowl (74,244)

Peach Bowl

Atlanta, Georgia

Sponsor Peach Bowl Inc.
Executive Director Robert Dale Morgan
Phone (404) 586-8500
Network ESPN
Stadium . Georgia Dome (71,596)

Rose Bowl

Pasadena, California

Sponsor Pasadena Tournament of Roses Assoc.
Executive Director Jack French
Phone (818) 449-4100
Network ABC
Stadium Rose Bowl (99,563)

Sugar Bowl

New Orleans, Louisiana

Sponsor Nokia
Executive Director Troy Mathieu
Phone (504) 525-8573
Network ABC
Stadium Louisiana Superdome (72,704)

Carquest Bowl

Miami, Florida

Sponsor Carquest Auto Parts
Executive Director Brian Flajole
Phone (305) 564-5000
Network Raycom/TBS
Stadium Joe Robbie (73,000)

NCAA ALL-TIME BOWL RECORDS

This list includes all bowl games played by current Division I teams. Division I-A teams Akron, Arkansas State and Southwestern Louisiana have not played in a major bowl game.

TEAM	W	L	T	TEAM	W	L	T
Air Force	6	5	1	Nebraska	15	18	0
Alabama	27	17	3	Nevada	0	1	0
Arizona	3	7	1	Nevada-Las Vegas	*2	1	0
Arizona State	9	5	1	New Mexico	2	2	1
Arkansas	9	15	3	New Mexico State	2	0	1
Army	2	1	0	North Carolina	7	12	0
Auburn	12	9	2	North Carolina State	8	8	1
Ball State	0	2	0	Northern Illinois	1	0	0
Baylor	8	8	0	Northwestern	1	0	0
Boston College	6	5	0	Notre Dame	13	7	0
Bowling Green	2	3	0	Ohio	0	2	0
Brigham Young	5	12	1	Ohio State	12	15	0
California	4	7	1	Oklahoma	20	11	1
Cal-State Fullerton	0	1	0	Oklahoma State	9	3	0
Central Michigan	0	2	0	Oregon	3	7	0
Cincinnati	1	1	0	Oregon State	2	2	0
Clemson	12	7	0	Pacific	3	1	1
Colorado	7	12	0	Penn State	18	10	2
Colorado State	1	2	0	Pittsburgh	8	10	0
Duke	3	5	0	Purdue	4	1	0
East Carolina	2	1	0	Rice	4	3	0
Eastern Michigan	1	0	0	Rutgers	0	1	0
Florida	10	12	0	San Diego State	1	3	0
Florida State	14	7	2	San Jose State	4	3	0
Fresno State	6	3	0	South Carolina	1	8	0
Georgia	15	13	3	Southern Cal	25	12	0
Georgia Tech	17	8	0	Southern Methodist	4	6	1
Hawaii	1	1	0	Southern Mississippi	2	4	0
Houston	7	5	1	Stanford	8	7	1
Illinois	5	7	0	Syracuse	8	6	1
Indiana	3	5	0	Temple	1	1	0
Iowa	6	6	1	Tennessee	19	16	0
Iowa State	0	4	0	Texas	17	16	2
Kansas	2	5	0	Texas A&M	11	10	0
Kansas State	1	2	0	Texas Christian	4	10	1
Kent	0	1	0	Texas-El Paso	5	4	0
Kentucky	5	3	0	Texas Tech	4	15	1
Louisiana State	11	16	1	Toledo	4	1	0
Louisiana Tech	0	0	1	Tulane	2	6	0
Louisville	3	1	1	Tulsa	4	7	0
Maryland	6	9	2	UCLA	10	8	1
Memphis State	1	0	0	Utah	3	2	0
Miami (Fla.)	10	11	0	Utah State	1	4	0
Miami (Ohio)	5	2	0	Vanderbilt	1	1	1
Michigan	13	13	0	Virginia	3	4	0
Michigan State	4	7	0	Virginia Tech	2	6	0
Minnesota	2	3	0	Wake Forest	2	2	0
Mississippi	14	11	0	Washington	12	8	1
Mississippi State	4	5	0	Washington State	4	2	0
Missouri	8	11	0	West Virginia	8	9	0
Navy	3	4	1	Western Michigan	0	2	0
				Wisconsin	3	5	0
				Wyoming	5	5	0

* Later lost game by forfeit.

COLLEGE FOOTBALL AWARD WINNERS

HEISMAN MEMORIAL TROPHY

Honoring the outstanding college football player in the United States, presented by the Downtown Athletic Club of New York.

YEAR	PLAYER	COLLEGE	POS.
1935	Jay Berwanger	Chicago	HB
1936	Larry Kelley	Yale	E
1937	Clint Frank	Yale	HB
1938	Davey O'Brien	Texas Christian	QB
1939	Nile Kinnick	Iowa	HB
1940	Tom Harmon	Michigan	HB
1941	Bruce Smith	Minnesota	HB
1942	Frank Sinkwich	Georgia	HB
1943	Angelo Bertelli	Notre Dame	QB
1944	Les Horvath	Ohio State	QB
1945	Doc Blanchard*	Army	FB
1946	Glenn Davis	Army	HB
1947	John Lujack	Notre Dame	QB
1948	Doak Walker*	So. Methodist	HB
1949	Leon Hart	Notre Dame	E
1950	Vic Janowicz*	Ohio State	HB
1951	Dick Kazmaier	Princeton	HB
1952	Billy Vessels	Oklahoma	HB
1953	John Lattner	Notre Dame	HB
1954	Alan Ameche	Wisconsin	FB
1955	Howard Cassady	Ohio State	HB
1956	Paul Hornung	Notre Dame	QB
1957	John Crow	Texas A&M	HB
1958	Pete Dawkins	Army	HB
1959	Billy Cannon	Louisiana State	HB
1960	Joe Bellino	Navy	HB
1961	Ernie Davis	Syracuse	HB
1962	Terry Baker	Oregon State	QB
1963	Roger Staubach*	Navy	QB
1964	John Huarte	Notre Dame	QB
1965	Mike Garrett	Southern Cal	RB
1966	Steve Spurrier	Florida	QB
1967	Gary Beban	UCLA	QB
1968	O.J. Simpson	Southern Cal	RB
1969	Steve Owens	Oklahoma	RB
1970	Jim Plunkett	Stanford	QB
1971	Pat Sullivan	Auburn	QB
1972	Johnny Rodgers	Nebraska	FL
1973	John Cappelletti	Penn State	RB
1974	Archie Griffin*	Ohio State	RB
1975	Archie Griffin	Ohio State	RB
1976	Tony Dorsett	Pittsburgh	RB
1977	Earl Campbell	Texas	RB
1978	Billy Sims*	Oklahoma	RB
1979	Charles White	Southern Cal	RB
1980	George Rogers	South Carolina	RB
1981	Marcus Allen	Southern Cal	RB
1982	Herschel Walker*	Georgia	RB
1983	Mike Rozier	Nebraska	RB
1984	Doug Flutie	Boston College	QB
1985	Bo Jackson	Auburn	RB
1986	Vinny Testaverde	Miami (Fla.)	QB
1987	Tim Brown	Notre Dame	WR



1988	Barry Sanders*	Oklahoma State	RB
1989	Andre Ware*	Houston	QB
1990	Ty Detmer*	Brigham Young	QB
1991	Desmond Howard*	Michigan	WR
1992	Gino Torretta	Miami (Fla.)	QB
1993	CHARLIE WARD	FLORIDA STATE	QB
1994	Rashaam Salam	Colorado	RB

OUTLAND TROPHY

Honoring the nation's outstanding interior lineman, selected by the Football Writers Association of America.

YEAR	PLAYER	COLLEGE	POS.
1946	George Connor	Notre Dame	T
1947	Joe Steffy	Army	OG
1948	Bill Fischer	Notre Dame	OG
1949	Ed Bagdon	Michigan State	OG
1950	Bob Gain	Kentucky	T
1951	Jim Weatherall	Oklahoma	T
1952	Dick Modzelewski	Maryland	T
1953	J.D. Roberts	Oklahoma	OG
1954	Bill Brooks	Arkansas	OG
1955	Calvin Jones	Iowa	OG
1956	Jim Parker	Ohio State	OG
1957	Alex Karras	Iowa	T
1958	Zeke Smith	Auburn	OG
1959	Mike McGee	Duke	T
1960	Tom Brown	Minnesota	OG
1961	Merlin Olsen	Utah State	T
1962	Bobby Bell	Minnesota	T

C O L L E G E F O O T B A L L

1963	Scott Appleton	Texas	T	1982	Dave Rimington	Nebraska	C
1964	Steve DeLong	Tennessee	T	1983	Dean Steinkuhler	Nebraska	OG
1965	Tommy Nobis	Texas	OG	1984	Bruce Smith	Virginia Tech	DT
1966	Loyd Phillips	Arkansas	T	1985	Mike Ruth	Boston College	NG
1967	Ron Yary	Southern Cal	T	1986	Jason Buck	Brigham Young	DT
1968	Bill Stanfill	Georgia	T	1987	Chad Hennings	Air Force	DT
1969	Mike Reid	Penn State	DT	1988	Tracy Rucker	Auburn	DT
1970	Jim Stillwagon	Ohio State	MG	1989	Mohammed Elewonibi	Brigham Young	OG
1971	Larry Jacobson	Nebraska	DT	1990	Russell Maryland*	Miami (Fla.)	DT
1972	Rich Glover	Nebraska	MG	1991	Steve Emtman*	Washington	DT
1973	John Hicks	Ohio State	OT	1992	Will Shields	Nebraska	OG
1974	Randy White	Maryland	DE	1993	Rob Waldrop	Arizona	NG
1975	Lee Roy Selmon	Oklahoma	DT	1994	Zack Wiegert	Nebraska	OT
1976	Ross Browner*	Notre Dame	DE				
1977	Brad Shearer	Texas	DT				
1978	Greg Roberts	Oklahoma	OG				
1979	Jim Ritcher	N. C. State	C				
1980	Mark May	Pittsburgh	OT				
1981	Dave Rimington*	Nebraska	C				

*Juniors, all others seniors.

VINCE LOMBARDI ROTARY AWARD

Honoring the outstanding college lineman/linebacker of the year, sponsored by the Rotary Club of Houston.



YEAR	PLAYER	COLLEGE	POS.
1970	Jim Stillwagon	Ohio State	MG
1971	Walt Patulski	Notre Dame	DE
1972	Rich Glover	Nebraska	MG
1973	John Hicks	Ohio State	OT
1974	Randy White	Maryland	DT
1975	Lee Roy Selmon	Oklahoma	DT
1976	Wilson Whitley	Houston	DT
1977	Ross Browner	Notre Dame	DE
1978	Bruce Clark	Penn State	DT
1979	Brad Budde	Southern Cal	OG
1980	Hugh Green	Pittsburgh	DE
1981	Kenneth Sims	Texas	DT
1982	Dave Rimington	Nebraska	C
1983	Dean Steinkuhler	Nebraska	OG
1984	Tony Degrate	Texas	DT
1985	Tony Casillas	Oklahoma	NG
1986	Cornelius Bennett	Alabama	LB
1987	Chris Spielman	Ohio State	LB
1988	Tracy Rucker	Auburn	DT
1989	Percy Snow	Michigan State	LB
1990	Chris Zorich	Notre Dame	NG
1991	Steve Emtman	Washington	DT
1992	MARVIN JONES	FLORIDA STATE	ILB
1993	Aaron Taylor	Notre Dame	OT
1994	Warren Sapp	Miami	OT

BUTKUS AWARD

Emblematic of the nation's top collegiate linebacker, established by the Downtown Athletic Club of Orlando and named for college hall of famer Dick Butkus of Illinois.

YEAR	PLAYER	COLLEGE
1985	Brian Bosworth	Oklahoma
1986	Brian Bosworth	Oklahoma
1987	PAUL MCGOWAN	FLORIDA STATE
1988	Derrick Thomas	Alabama
1989	Percy Snow	Michigan State
1990	Alfred Williams	Colorado

C O L L E G E F O O T B A L L

1991	Erich Anderson	Michigan
1992	MARVIN JONES	FLORIDA STATE
1993	Trev Alberts	Nebraska
1994	Dana Howard	Illinois

DAVEY O'BRIEN NATIONAL QUARTERBACK AWARD

Honoring the No. 1 quarterback in the nation, presented by the Davey O'Brien Educational and Charitable Trust of Fort Worth. Named for Texas Christian hall of fame quarterback Davey O'Brien (1936-38).

YEAR	PLAYER	COLLEGE
1981	Jim McMahon	Brigham Young
1982	Todd Blackledge	Penn State
1983	Steve Young	Brigham Young
1984	Doug Flutie	Boston College
1985	Chuck Long	Iowa
1986	Vinny Testaverde	Miami (Fla.)
1987	Don McPherson	Syracuse
1988	Troy Aikman	UCLA
1989	Andre Ware	Houston
1990	Ty Detmer	Brigham Young
1991	Ty Detmer	Brigham Young
1992	Gino Torretta	Miami (Fla.)
1993	CHARLIE WARD	FLORIDA STATE
1994	Kerry Collins	Penn State

1960	Joe Bellino	Navy	HB
1961	Bob Ferguson	Ohio State	FB
1962	Terry Baker	Oregon State	QB
1963	Roger Staubach	Navy	QB
1964	Glenn Ressler	Penn State	C
1965	Tommy Nobis	Texas	LB
1966	Jim Lynch	Notre Dame	LB
1967	Gary Beban	UCLA	QB
1968	O.J. Simpson	Southern Cal	RB
1969	Mike Reid	Penn State	DT
1970	Jim Plunkett	Stanford	QB
1971	Ed Marinaro	Cornell	RB
1972	Brad VanPelt	Michigan State	DB
1973	John Cappelletti	Penn State	RB
1974	Steve Joachim	Temple	QB
1975	Archie Griffin	Ohio State	RB
1976	Tony Dorsett	Pittsburgh	RB
1977	Ross Browner	Notre Dame	DE
1978	Chuck Fusina	Penn State	QB
1979	Charles White	Southern Cal	RB
1980	Hugh Green	Pittsburgh	DE
1981	Marcus Allen	Southern Cal	RB
1982	Herschel Walker	Georgia	RB
1983	Mike Rozier	Nebraska	RB
1984	Doug Flutie	Boston College	QB
1985	Chuck Long	Iowa	QB
1986	Vinny Testaverde	Miami (Fla.)	QB
1987	Don McPherson	Syracuse	QB
1988	Barry Sanders	Oklahoma State	RB
1989	Anthony Thompson	Indiana	RB
1990	Ty Detmer	Brigham Young	QB
1991	Desmond Howard	Michigan	WR
1992	Gino Torretta	Miami (Fla.)	QB
1993	CHARLIE WARD	FLORIDA STATE	QB
1994	Kerry Collins	Penn State	QB

MAXWELL AWARD

Presented to the nation's outstanding college football player by the Maxwell Football Club of Philadelphia.

YEAR	PLAYER	COLLEGE	POS.
1937	Clint Frank	Yale	HB
1938	Davey O'Brien	Texas Christian	QB
1939	Nile Kinnick	Iowa	HB
1940	Tom Harmon	Michigan	HB
1941	Bill Dudley	Virginia	HB
1942	Paul Governali	Columbia	QB
1943	Bob Odell	Pennsylvania	HB
1944	Glenn Davis	Army	HB
1945	Doc Blanchard	Army	FB
1946	Charley Trippi	Georgia	HB
1947	Doak Walker	So. Methodist	HB
1948	Chuck Bednarik	Pennsylvania	C
1949	Leon Hart	Notre Dame	E
1950	Reds Bagnell	Pennsylvania	HB
1951	Dick Kazmaier	Princeton	HB
1952	John Lattner	Notre Dame	HB
1953	John Lattner	Notre Dame	HB
1954	Ron Beagle	Navy	E
1955	Howard Cassady	Ohio State	HB
1956	Tommy McDonald	Oklahoma	HB
1957	Bob Reifersnyder	Navy	T
1958	Pete Dawkins	Army	HB
1959	Rich Lucas	Penn State	QB

JIM THORPE AWARD

Honoring the best defensive back in the nation, presented by the Jim Thorpe Athletic Club of Oklahoma City.

YEAR	PLAYER	COLLEGE
1986	Thomas Everett	Baylor
1987 (tie)	Bennie Blades	Miami (Fla.)
	Rickey Dixon	Oklahoma
1988	DEION SANDERS	FLORIDA STATE
1989	Mark Carrier	Southern Cal
1990	Darryl Lewis	Arizona
1991	TERRELL BUCKLEY	FLORIDA STATE
1992	Deon Figures	Colorado
1993	Antonio Langham	Alabama
1994	Chris Hudson	Colorado

FRED BILETNIKOFF AWARD

Honoring the nation's top receiver, presented by the Quarterback Club of Tallahassee, Fla.

YEAR	PLAYER	COLLEGE
1994	Bobby Engram	Penn State

ACC CHAMPIONS & AWARD WINNERS

YEAR	CHAMPION	ACC	OVERALL	HEAD COACH	PLAYER OF YEAR	COACH OF YEAR	
1953	Maryland	4-0	10-1	Jim Tatum	Bernie Faloney, MD	Jim Tatum, MD	
	Duke	4-0	7-2-1	Bill Murray			
1954	Duke	4-0	8-2-1	Bill Murray	Jerry Barger, Duke	Bill Murray, Duke	
1955	Maryland	4-0	10-1-1	Jim Tatum	Bob Pellegrini, MD	Jim Tatum, MD	
	Duke	4-0	7-2-1	Bill Murray			
1956	Clemson	4-0-1	7-2-2	Frank Howard	Bill Barnes, WF	Paul Amen, WF	
1957	N.C. State	5-0-1	7-1-2	Earle Edwards	Dick Christie, NCS	Earle Edwards, NCS	
1958	Clemson	5-1	8-3	Frank Howard	Alex Hawkins, USC	Frank Howard, CU	
1959	Clemson	6-1	9-2	Frank Howard	Mike McGee, Duke	Paul Amen, WF	
1960	Duke	5-1	8-3	Bill Murray	Roman Gabriel, NCS	Bill Murray, Duke	
1961	Duke	5-1	7-3	Bill Murray	Roman Gabriel, NCS	Bill Elias, UVA	
1962	Duke	6-0	8-2	Bill Murray	Billy Gambrell, USC	Bill Murray, Duke	
1963	North Carolina	6-1	9-2	Jim Hickey	Jay Wilkinson, Duke	Jim Hickey, NC	
	N.C. State	6-1	8-3	Earle Edwards			
1964	N.C. State	5-2	5-5	Earle Edwards	Brian Piccolo, WF	Bill Tate, WF	
1965	Clemson	5-2	6-4	Frank Howard	Danny Talbott, NC	Earle Edwards, NCS	
	N.C. State	5-2	6-4	Earle Edwards			
1966	Clemson	6-1	6-4	Frank Howard	Bob Davis, UVA	Frank Howard, CU	
1967	Clemson	6-1	6-4	Frank Howard	Buddy Gore, CU	Earle Edwards, NCS	
1968	N.C. State	6-1	6-4	Earle Edwards	Frank Quayle, UVA	George Blackburn, UVA	
1969	South Carolina	6-0	7-4	Paul Dietzel	Don McCauley, NC	Paul Dietzel, USC	
1970	Wake Forest	5-1	6-5	Cal Stall	Don McCauley, NC	Cal Stall, WF	
1971	North Carolina	6-0	9-3	Bill Dooley	Ernie Jackson, Duke	Bill Dooley, NC	
1972	North Carolina	6-0	11-1	Bill Dooley	Steve Jones, Duke	Lou Holtz, NCS	
1973	N.C. State	6-0	9-3	Lou Holtz	Willie Burden, NCS	Jerry Claiborne, MD	
1974	Maryland	6-0	8-4	Jerry Claiborne	Randy White, MD	Red Parker, CU	ROOKIE OF YEAR
1975	Maryland	5-0	9-2-1	Jerry Claiborne	Mike Voight, NC	Jerry Claiborne, MD	Ted Brown, NCS
1976	Maryland	5-0	11-1	Jerry Claiborne	Mike Voight, NC	Jerry Claiborne, MD	James McDougald, WF
1977	North Carolina	5-0-1	8-3-1	Bill Dooley	Steve Fuller, CU	Charley Pell, CU	Amos Lawrence, NC
1978	Clemson	6-0	11-1	Charley Pell	Steve Fuller, CU	Charley Pell, CU	Darrell Nicholson, NC
1979	N.C. State	5-1	7-4	Bo Rein	Jay Venuto, WF	John Mackovic, WF	Chuck McSwain, CU
1980	North Carolina	6-0	11-1	Dick Crum	Lawrence Taylor, NC	Dick Crum, NC	Ben Bennett, Duke
1981	Clemson	6-0	12-0	Danny Ford	Jeff Davis, CU	Danny Ford, CU	Joe McIntosh, NCS
1982	Clemson	6-0	9-1-1	Danny Ford	Chris Castor, Duke	Bobby Ross, MD	Michael Ramseur, WF
1983	Maryland	6-0	8-4	Bobby Ross	Ben Bennett, Duke	George Welsh, UVA	Cory Collier, GT
1984	Maryland	5-0	9-3	Bobby Ross	William Perry, CU	George Welsh, UVA	John Ford, UVA
1985	Maryland	6-0	9-3	Bobby Ross	Barry Ward, UVA	Bill Curry, GT	Jerry Mays, GT
1986	Clemson	5-1-1	8-2-2	Danny Ford	Erik Kramer, NCS	Dick Sheridan, NCS	Ray Agnew, NCS
1987	Clemson	6-1	10-2	Danny Ford	Michael Perry, CU	Bill Dooley, WF	Terry Allen, CU
1988	Clemson	6-1	10-2	Danny Ford	Anthony Dilweg, Duke	Steve Spurrier, Duke	Jesse Campbell, NCS
1989	Virginia	6-1	10-3	George Welsh	Clarkstan Hines, Duke	Steve Spurrier, Duke	Shawn Jones, GT
	Duke	6-1	8-4	Steve Spurrier			
1990	Georgia Tech	6-0-1	11-0-1	Bobby Ross	Shawn Moore, UVA	Bobby Ross, GT	Ronald Williams, CU
1991	Clemson	6-0-1	9-2-1	Ken Hatfield	Matt Blundin, UVA	George Welsh, UVA	Jimmy Lincoln, GT
1992	Florida State	8-0	11-1	Bobby Bowden	Charlie Ward, FSU	Bill Dooley, WF	Tamarick Vanover, FSU
1993	Florida State	8-0	12-1	Bobby Bowden	Charlie Ward, FSU	Bobby Bowden, FSU	Leon Johnson, UNC
1994	Florida State	8-0	10-1-1	Bobby Bowden	Derrick Alexander, FSU	Fred Goldsmith, Duke	Ronde Barber, UVA

ACC TITLES
 (Titles/Co-titles)
 Clemson 12-1
 Maryland 6-2
 N.C. State 5-2
 Duke 4-3
 No. Carolina ... 4-1
 Florida State ... 3-0
 Ga. Tech 1-0
 Wake Forest ... 1-0
 Virginia 0-1

ASSOCIATED PRESS FINAL POLLS SINCE 1936

<p>1936</p> <ol style="list-style-type: none"> Minnesota Louisiana State Pittsburgh Alabama Washington Santa Clara Northwestern Notre Dame Nebraska Pennsylvania Duke Yale Dartmouth Duquesne Fordham Texas Christian Tennessee Arkansas Navy Marquette 	<p>1945</p> <ol style="list-style-type: none"> Army Alabama Navy Indiana Oklahoma State Michigan St. Mary's (Cal.) Pennsylvania Notre Dame Texas Southern Cal Ohio State Duke Tennessee Louisiana State Holy Cross Tulsa Georgia Wake Forest Columbia 	<p>1954</p> <ol style="list-style-type: none"> Ohio State UCLA Oklahoma Notre Dame Navy Mississippi Army Maryland Wisconsin Arkansas Miami (Fla.) West Virginia Auburn Duke Michigan Virginia Tech Southern Cal Baylor Rice Penn State 	<p>1963**</p> <ol style="list-style-type: none"> Texas Navy Illinois Pittsburgh Auburn Nebraska Mississippi 		
<p>1937</p> <ol style="list-style-type: none"> Pittsburgh California Fordham Alabama Minnesota Villanova Dartmouth Louisiana State Notre Dame Santa Clara Nebraska Yale Ohio State Holy Cross Arkansas Texas Christian Colorado Rice North Carolina Duke 	<p>1946</p> <ol style="list-style-type: none"> Notre Dame Army Georgia UCLA Illinois Michigan Tennessee Louisiana State North Carolina Rice Georgia Tech Yale Pennsylvania Oklahoma Texas Arkansas Tulsa Colorado N. C. State Princeton Stanford Wisconsin Baylor Oklahoma Texas Christian California Virginia San Francisco Kentucky Boston University UCLA Washington St. Holy Cross Clemson 	<p>1955</p> <ol style="list-style-type: none"> Oklahoma Michigan State Maryland UCLA Ohio State Texas Christian Georgia Tech Auburn Notre Dame Mississippi Pittsburgh Michigan Southern Cal Miami (Fla.) Miami (Ohio) Stanford Texas A&M Navy West Virginia Army 	<p>1962**</p> <ol style="list-style-type: none"> Southern Cal Wisconsin Mississippi Texas Alabama Arkansas Louisiana State Oklahoma Penn State Minnesota 		
<p>1938</p> <ol style="list-style-type: none"> Texas Christian Tennessee Duke Oklahoma Notre Dame Carnegie Tech Southern Cal Pittsburgh Holy Cross Minnesota Texas Tech Cornell Alabama California Fordham Michigan Northwestern Villanova Tulane Dartmouth 	<p>1947*</p> <ol style="list-style-type: none"> Notre Dame Texas So. Methodist Penn State Texas Alabama Pennsylvania Southern Cal North Carolina Georgia Tech Army Kansas Mississippi William & Mary California Oklahoma N. C. State Rice Duke Columbia 	<p>1956</p> <ol style="list-style-type: none"> Oklahoma Tennessee Iowa Georgia Tech Texas A&M Miami (Fla.) Michigan Syracuse Michigan State Oregon State Baylor Minnesota Pittsburgh Texas Christian Ohio State Navy Geo. Washing. Southern Cal Clemson Colorado 	<p>1961</p> <ol style="list-style-type: none"> Alabama Ohio State Texas Louisiana State Mississippi Colorado Michigan State Arkansas Utah State Missouri Purdue Georgia Tech Syracuse Rutgers UCLA Rice Penn State Arizona Duke 		
<p>1939</p> <ol style="list-style-type: none"> Texas A&M Tennessee Southern Cal Cornell Tulane Missouri UCLA Duke Iowa Duquesne Boston College Clemson Notre Dame Santa Clara Ohio State Georgia Tech Fordham Nebraska Oklahoma Michigan 	<p>1948</p> <ol style="list-style-type: none"> Michigan Notre Dame North Carolina California Oklahoma Army Northwestern Georgia Oregon So. Methodist Clemson Vanderbilt Tulane Michigan State Mississippi Minnesota William & Mary Penn State Cornell Wake Forest 	<p>1957</p> <ol style="list-style-type: none"> Auburn Ohio State Michigan State Oklahoma Navy Iowa Mississippi Rice Texas A&M Notre Dame Texas Arizona State Tennessee Mississippi State N. C. State Duke Florida Army Wisconsin Virginia Military 	<p>1960</p> <ol style="list-style-type: none"> Minnesota Mississippi Iowa Navy Missouri Washington Arkansas Ohio State Alabama Duke Kansas Baylor Auburn Yale Michigan State Penn State New Mexico St. Florida Syracuse Purdue 		
<p>1940</p> <ol style="list-style-type: none"> Minnesota Stanford Michigan Tennessee Boston College Texas A&M Nebraska Northwestern Mississippi State 	<p>1949</p> <ol style="list-style-type: none"> Notre Dame Oklahoma California Army Rice Ohio State Michigan Minnesota Louisiana State 	<p>1958</p> <ol style="list-style-type: none"> Louisiana State Iowa Army Auburn Oklahoma Air Force Wisconsin Ohio State Syracuse 	<p>1964</p> <ol style="list-style-type: none"> Washington Santa Clara Fordham Georgetown Pennsylvania Cornell So. Methodist Hardin-Simmons Duke Lafayette 19 Teams ranked. Only 19 Teams ranked. 	<p>1959</p> <ol style="list-style-type: none"> Syracuse Mississippi Louisiana State Texas Georgia Wisconsin Texas Christian Washington Arkansas Alabama Clemson Penn State Illinois Southern Cal Oklahoma Wyoming Notre Dame Missouri Florida Pittsburgh 	<p>1965</p> <ol style="list-style-type: none"> Alabama Ohio State Texas Louisiana State Mississippi Georgia Tech Michigan State Oregon State Baylor Minnesota Pittsburgh Texas Christian Ohio State Navy Geo. Washing. Southern Cal Clemson Colorado

C O L L E G E F O O T B A L L

- 8. Alabama
- 9. Oklahoma
- 10. Michigan State

1964**

- 1. Alabama
- 2. Arkansas
- 3. Notre Dame
- 4. Michigan
- 5. Texas
- 6. Nebraska
- 7. Louisiana State
- 8. Oregon State
- 9. Ohio State
- 10. Southern Cal

1965**

- 1. Alabama
- 2. Michigan State
- 3. Arkansas
- 4. UCLA
- 5. Nebraska
- 6. Missouri
- 7. Tennessee
- 8. Louisiana State
- 9. Notre Dame
- 10. Southern Cal

1966**

- 1. Notre Dame
- 2. Michigan State
- 3. Alabama
- 4. Georgia
- 5. UCLA
- 6. Nebraska
- 7. Purdue
- 8. Georgia Tech
- 9. Miami (Fla.)
- 10. So. Methodist

1967**

- 1. Southern Cal
- 2. Tennessee
- 3. Oklahoma
- 4. Indiana
- 5. Notre Dame
- 6. Wyoming
- 7. Oregon State
- 8. Alabama
- 9. Purdue
- 10. Penn State

1968

- 1. Ohio State
- 2. Penn State
- 3. Texas
- 4. Southern Cal
- 5. Notre Dame
- 6. Arkansas
- 7. Kansas
- 8. Georgia
- 9. Missouri
- 10. Purdue
- 11. Oklahoma
- 12. Michigan
- 13. Tennessee
- 14. So. Methodist
- 15. Oregon State
- 16. Auburn
- 17. Alabama
- 18. Houston
- 19. Louisiana State
- 20. Ohio

1969

- 1. Texas
- 2. Penn State
- 3. Southern Cal
- 4. Ohio State
- 5. Notre Dame
- 6. Missouri
- 7. Arkansas
- 8. Mississippi
- 9. Michigan
- 10. Louisiana State
- 11. Nebraska
- 12. Houston
- 13. UCLA
- 14. Florida
- 15. Tennessee
- 16. Colorado
- 17. West Virginia
- 18. Purdue
- 19. Stanford
- 20. Auburn

1970

- 1. Nebraska
- 2. Notre Dame
- 3. Texas

- 4. Tennessee
- 5. Ohio State
- 6. Arizona State
- 7. Louisiana Tech
- 8. Stanford
- 9. Michigan
- 10. Auburn
- 11. Arkansas
- 12. Toledo
- 13. Georgia Tech
- 14. Dartmouth
- 15. Southern Cal
- 16. Air Force
- 17. Tulane
- 18. Penn State
- 19. Houston
- 20. Oklahoma
- Mississippi

1971

- 1. Nebraska
- 2. Oklahoma
- 3. Colorado
- 4. Alabama
- 5. Penn State
- 6. Michigan
- 7. Georgia
- 8. Arizona State
- 9. Tennessee
- 10. Stanford
- 11. Louisiana State
- 12. Auburn
- 13. Notre Dame
- 14. Toledo
- 15. Mississippi
- 16. Arkansas
- 17. Houston
- 18. Texas
- 19. Washington
- 20. Southern Cal

1972

- 1. Southern Cal
- 2. Oklahoma
- 3. Texas
- 4. Nebraska
- 5. Auburn
- 6. Michigan
- 7. Alabama
- 8. Tennessee
- 9. Ohio State
- 10. Penn State
- 11. Louisiana State
- 12. North Carolina
- 13. Arizona State
- 14. Notre Dame
- 15. UCLA
- 16. Colorado
- 17. N. C. State
- 18. Louisville
- 19. Washington St.
- 20. Georgia Tech

1973

- 1. Notre Dame
- 2. Ohio State
- 3. Oklahoma
- 4. Alabama
- 5. Penn State
- 6. Michigan
- 7. Nebraska
- 8. Southern Cal
- 9. Arizona State
- 10. Houston
- 11. Texas Tech
- 12. UCLA
- 13. Louisiana State
- 14. Texas
- 15. Miami (Ohio)
- 16. N. C. State
- 17. Missouri
- 18. Kansas
- 19. Tennessee
- 20. Maryland
- Tulane

1974

- 1. Oklahoma
- 2. Southern Cal
- 3. Michigan
- 4. Ohio State
- 5. Alabama
- 6. Notre Dame
- 7. Penn State
- 8. Auburn
- 9. Nebraska
- 10. Miami (Ohio)
- 11. N. C. State
- 12. Michigan State
- 13. Maryland
- 14. Baylor
- 15. Florida
- 16. Texas A&M
- 17. Mississippi State

1975

- 1. Oklahoma
- 2. Arizona State
- 3. Alabama
- 4. Ohio State
- 5. UCLA
- 6. Texas
- 7. Arkansas
- 8. Michigan
- 9. Nebraska
- 10. Penn State
- 11. Texas A&M
- 12. Miami (Ohio)
- 13. Maryland
- 14. California
- 15. Pittsburgh
- 16. Colorado
- 17. Southern Cal
- 18. Arizona
- 19. Georgia
- 20. West Virginia

1976

- 1. Pittsburgh
- 2. Southern Cal
- 3. Michigan
- 4. Houston
- 5. Oklahoma
- 6. Ohio State
- 7. Texas A&M
- 8. Maryland
- 9. Nebraska
- 10. Georgia
- 11. Alabama
- 12. Notre Dame
- 13. Texas Tech
- 14. Oklahoma State
- 15. UCLA
- 16. Colorado
- 17. Rutgers
- 18. Kentucky
- 19. Iowa State
- 20. Mississippi State

1977

- 1. Notre Dame
- 2. Alabama
- 3. Arkansas
- 4. Texas
- 5. Penn State
- 6. Kentucky
- 7. Oklahoma
- 8. Pittsburgh
- 9. Michigan
- 10. Washington
- 11. Ohio State
- 12. Nebraska
- 13. Southern Cal
- 14. Florida State
- 15. San Diego State
- 16. North Carolina
- 17. Arizona State
- 18. Clemson
- 19. Brigham Young
- 20. Brigham Young

1978

- 1. Alabama
- 2. Southern Cal
- 3. Oklahoma
- 4. Penn State
- 5. Michigan
- 6. Clemson
- 7. Notre Dame
- 8. Nebraska
- 9. Texas
- 10. Houston
- 11. Arkansas
- 12. Michigan State
- 13. Purdue
- 14. UCLA
- 15. Missouri
- 16. Georgia
- 17. Stanford
- 18. N. C. State
- 19. Texas A&M
- 20. Maryland

1979

- 1. Alabama
- 2. Southern Cal
- 3. Oklahoma
- 4. Ohio State
- 5. Houston
- 6. Pittsburgh
- 7. Florida
- 8. Arkansas
- 9. Nebraska
- 10. Purdue

- 11. Washington
- 12. Texas
- 13. Brigham Young
- 14. Baylor
- 15. North Carolina
- 16. Auburn
- 17. Temple
- 18. Michigan
- 19. Indiana
- 20. Penn State

1975

- 1. Oklahoma
- 2. Arizona State
- 3. Alabama
- 4. Ohio State
- 5. UCLA
- 6. Texas
- 7. Arkansas
- 8. Michigan
- 9. Nebraska
- 10. Penn State
- 11. Texas A&M
- 12. Miami (Ohio)
- 13. Maryland
- 14. California
- 15. Pittsburgh
- 16. Colorado
- 17. Southern Cal
- 18. Arizona
- 19. Georgia
- 20. West Virginia

1976

- 1. Pittsburgh
- 2. Southern Cal
- 3. Michigan
- 4. Houston
- 5. Oklahoma
- 6. Ohio State
- 7. Texas A&M
- 8. Maryland
- 9. Nebraska
- 10. Georgia
- 11. Alabama
- 12. Notre Dame
- 13. Texas Tech
- 14. Oklahoma State
- 15. UCLA
- 16. Colorado
- 17. Rutgers
- 18. Kentucky
- 19. Iowa State
- 20. Mississippi State

1977

- 1. Notre Dame
- 2. Alabama
- 3. Arkansas
- 4. Texas
- 5. Penn State
- 6. Kentucky
- 7. Oklahoma
- 8. Pittsburgh
- 9. Michigan
- 10. Washington
- 11. Ohio State
- 12. Nebraska
- 13. Southern Cal
- 14. Florida State
- 15. San Diego State
- 16. North Carolina
- 17. Arizona State
- 18. Clemson
- 19. Brigham Young
- 20. Brigham Young

1978

- 1. Alabama
- 2. Southern Cal
- 3. Oklahoma
- 4. Penn State
- 5. Michigan
- 6. Clemson
- 7. Notre Dame
- 8. Nebraska
- 9. Texas
- 10. Houston
- 11. Arkansas
- 12. Michigan State
- 13. Purdue
- 14. UCLA
- 15. Missouri
- 16. Georgia
- 17. Stanford
- 18. N. C. State
- 19. Texas A&M
- 20. Maryland

1979

- 1. Alabama
- 2. Southern Cal
- 3. Oklahoma
- 4. Ohio State
- 5. Houston
- 6. Pittsburgh
- 7. Florida
- 8. Arkansas
- 9. Nebraska
- 10. Purdue

- 11. Washington
- 12. Texas
- 13. Brigham Young
- 14. Baylor
- 15. North Carolina
- 16. Auburn
- 17. Temple
- 18. Michigan
- 19. Indiana
- 20. Penn State

1980

- 1. Georgia
- 2. Pittsburgh
- 3. Oklahoma
- 4. Michigan
- 5. Florida State
- 6. Alabama
- 7. Nebraska
- 8. Penn State
- 9. Notre Dame
- 10. North Carolina
- 11. Southern Cal
- 12. Brigham Young
- 13. UCLA
- 14. Baylor
- 15. Ohio State
- 16. Washington
- 17. Purdue
- 18. Miami (Fla.)
- 19. Mississippi State
- 20. So. Methodist

1981

- 1. Clemson
- 2. Texas
- 3. Penn State
- 4. Pittsburgh
- 5. So. Methodist
- 6. Georgia
- 7. Alabama
- 8. Miami (Fla.)
- 9. North Carolina
- 10. Washington
- 11. Nebraska
- 12. Michigan
- 13. Brigham Young
- 14. Southern Cal
- 15. Ohio State
- 16. Arizona State
- 17. West Virginia
- 18. Iowa
- 19. Missouri
- 20. Oklahoma

1982

- 1. Penn State
- 2. Sou. Methodist
- 3. Nebraska
- 4. Georgia
- 5. UCLA
- 6. Arizona State
- 7. Washington
- 8. Clemson
- 9. Arkansas
- 10. Pittsburgh
- 11. Louisiana State
- 12. Ohio State
- 13. Florida State
- 14. Auburn
- 15. Southern Cal
- 16. Oklahoma
- 17. Texas
- 18. North Carolina
- 19. West Virginia
- 20. Maryland

1983

- 1. Miami (Fla.)
- 2. Nebraska
- 3. Auburn
- 4. Georgia
- 5. Texas
- 6. Florida
- 7. Brigham Young
- 8. Michigan
- 9. Ohio State
- 10. Illinois
- 11. Clemson
- 12. So. Methodist
- 13. Air Force
- 14. Iowa
- 15. Alabama
- 16. West Virginia
- 17. UCLA
- 18. Pittsburgh
- 19. Boston College
- 20. East Carolina

1984

- 1. Brigham Young
- 2. Washington
- 3. Florida

- 4. Nebraska
- 5. Boston College
- 6. Oklahoma
- 7. Oklahoma State
- 8. So. Methodist
- 9. UCLA
- 10. Southern Cal
- 11. South Carolina
- 12. Maryland
- 13. Ohio State
- 14. Auburn
- 15. Louisiana State
- 16. Iowa
- 17. Florida State
- 18. Miami (Fla.)
- 19. Kentucky
- 20. Virginia

1985

- 1. Oklahoma
- 2. Michigan
- 3. Penn State
- 4. Tennessee
- 5. Florida
- 6. Texas A&M
- 7. UCLA
- 8. Air Force
- 9. Miami (Fla.)
- 10. Iowa
- 11. Nebraska
- 12. Arkansas
- 13. Alabama
- 14. Ohio State
- 15. Florida State
- 16. Brigham Young
- 17. Baylor
- 18. Maryland
- 19. Georgia Tech
- 20. Louisiana State

1986

- 1. Penn State
- 2. Miami (Fla.)
- 3. Oklahoma
- 4. Arizona State
- 5. Nebraska
- 6. Auburn
- 7. Ohio State
- 8. Michigan
- 9. Alabama
- 10. Louisiana State
- 11. Arizona
- 12. Baylor
- 13. Texas A&M
- 14. UCLA
- 15. Arkansas
- 16. Iowa
- 17. Clemson
- 18. Washington
- 19. Boston College
- 20. Virginia Tech

1987

- 1. Miami (Fla.)
- 2. Florida State
- 3. Oklahoma
- 4. Syracuse
- 5. Louisiana State
- 6. Nebraska
- 7. Auburn
- 8. Michigan State
- 9. UCLA
- 10. Texas A&M
- 11. Oklahoma State
- 12. Clemson
- 13. Georgia
- 14. Tennessee
- 15. South Carolina
- 16. Iowa
- 17. Notre Dame
- 18. Southern Cal
- 19. Michigan
- 20. Arizona State

1988

- 1. Notre Dame
- 2. Miami (Fla.)
- 3. Florida State
- 4. Michigan
- 5. West Virginia
- 6. UCLA
- 7. Southern Cal
- 8. Auburn
- 9. Clemson
- 10. Nebraska
- 11. Oklahoma State
- 12. Arkansas
- 13. Syracuse
- 14. Oklahoma
- 15. Georgia
- 16. Washington St.
- 17. Alabama
- 18. Houston
- 19. Louisiana State

1989

- 1. Miami (Fla.)
- 2. Notre Dame
- 3. Florida State
- 4. Colorado
- 5. Tennessee
- 6. Auburn
- 7. Michigan
- 8. Southern Cal
- 9. Alabama
- 10. Illinois
- 11. Nebraska
- 12. Clemson
- 13. Arkansas
- 14. Houston
- 15. Penn State
- 16. Pittsburgh
- 17. Virginia Tech
- 18. Texas Tech
- 19. Texas A&M
- 20. West Virginia
- 21. Brigham Young
- 22. Washington
- 23. Washington
- 24. Ohio State
- 25. Arizona

- 20. Indiana

1989

- 1. Miami (Fla.)
- 2. Notre Dame
- 3. Florida State
- 4. Colorado
- 5. Tennessee
- 6. Auburn
- 7. Michigan
- 8. Southern Cal
- 9. Alabama
- 10. Illinois
- 11. Nebraska
- 12. Clemson
- 13. Arkansas
- 14. Houston
- 15. Penn State
- 16. Michigan State
- 17. Pittsburgh
- 18. Virginia
- 19. Texas Tech
- 20. Texas A&M
- 21. West Virginia
- 22. Brigham Young
- 23. Washington
- 24. Ohio State
- 25. Arizona

1990

- 1. Colorado
- 2. Georgia Tech
- 3. Miami (Fla.)
- 4. Florida State
- 5. Washington
- 6. Notre Dame
- 7. Michigan
- 8. Tennessee
- 9. Clemson
- 10. Houston
- 11. Penn State
- 12. Texas
- 13. Florida
- 14. Louisville
- 15. Texas A&M
- 16. Michigan State
- 17. Oklahoma
- 18. Iowa
- 19. Auburn
- 20. Southern Cal
- 21. Mississippi
- 22. Brigham Young
- 23. Virginia
- 24. Nebraska
- 25. Illinois

1991

- 1. Miami (Fla.)
- 2. Washington
- 3. Penn State
- 4. Florida State
- 5. Alabama
- 6. Michigan
- 7. Florida
- 8. California
- 9. East Carolina
- 10. Iowa
- 11. Syracuse
- 12. Texas A&M
- 13. Notre Dame
- 14. Tennessee
- 15. Nebraska
- 16. Oklahoma
- 17. Georgia
- 18. Clemson
- 19. UCLA
- 20. Colorado
- 21. Tulsa
- 22. Stanford
- 23. Brigham Young
- 24. N. C. State
- 25. Air Force

1992

- 1. Alabama
- 2. Florida State
- 3. Miami (Fla.)
- 4. Notre Dame
- 5. Michigan
- 6. Syracuse
- 7. Texas A&M
- 8. Georgia
- 9. Stanford
- 10. Florida
- 11. Washington
- 12. Tennessee
- 13. Colorado
- 14. Nebraska
- 15. Washington St.
- 16. Mississippi
- 17. N. C. State
- 18. Ohio State
- 19. North Carolina
- 20. Hawaii

C O L L E G E F O O T B A L L

21. Boston College
22. Kansas
23. Mississippi State
24. Fresno State
25. Wake Forest

1993

1. **FLORIDA STATE**
2. Notre Dame
3. Nebraska
4. Auburn
5. Florida

6. Wisconsin
7. West Virginia
8. Penn. State
9. Texas A&M
10. Arizona
11. Ohio State
12. Tennessee
13. Boston College
14. Alabama
15. Miami (Fla.)
16. Colorado
17. Oklahoma
18. UCLA

1994

1. Nebraska
2. Penn State
3. Colorado

19. North Carolina
20. Kansas State
21. Michigan
22. Virginia Tech
23. Clemson
24. Louisville
25. California

4. FLORIDA STATE

5. Alabama
6. Miami (Fla.)
7. Florida
8. Texas A&M
9. Auburn
10. Utah
11. Oregon
12. Michigan
13. Southern Cal
14. Ohio State
15. Virginia
16. Colorado State

17. N.C. State
18. Brigham Young
19. Kansas State
20. Arizona
21. Washington St.
22. Tennessee
23. Boston College
24. Mississippi St.
25. Texas

*On January 6, 1948, in a special post-season poll after the

Rose Bowl, the Associated Press voted Michigan No. 1 and Notre Dame No. 2. However, the postseason poll did not supersede the final regular-season poll of December 6, 1947. **Only 10 ranked.

UPI COACHES FINAL POLLS SINCE 1950

1950

1. Oklahoma
2. Texas
3. Tennessee
4. California
5. Army
6. Michigan
7. Kentucky
8. Princeton
9. Michigan State
10. Ohio State
11. Illinois
12. Clemson
13. Miami (Fla.)
14. Wyoming
15. Washington
16. Baylor
17. Alabama
18. Wash. & Lee
19. Navy
20. Nebraska
- Wisconsin
- Cornell

1951

1. Tennessee
2. Michigan State
3. Illinois
4. Maryland
5. Georgia Tech
6. Princeton
7. Stanford
8. Wisconsin
9. Baylor
10. Texas Christian
11. Oklahoma
12. California
13. Notre Dame
14. San Francisco
15. Purdue
16. Washington St.
17. Holy Cross
18. UCLA
19. Kentucky
20. Kansas

1952

1. Michigan State
2. Georgia Tech
3. Notre Dame
4. Oklahoma
5. Southern Cal
6. UCLA
7. Mississippi
8. Tennessee
9. Alabama
10. Wisconsin
11. Texas
12. Purdue
13. Maryland
14. Princeton
15. Ohio State
16. Pittsburgh
17. Navy
18. Duke
19. Houston
20. Kentucky

1953

1. Maryland
2. Notre Dame
3. Michigan State
4. UCLA
5. Oklahoma
6. Rice
7. Illinois
8. Texas
9. Georgia Tech
10. Iowa
11. Alabama
12. Texas Tech
13. West Virginia
14. Wisconsin
15. Kentucky

16. Army
17. Stanford
18. Duke
19. Michigan
20. Ohio State

1954

1. UCLA
2. Ohio State
3. Oklahoma
4. Notre Dame
5. Navy
6. Mississippi
7. Army
8. Arkansas
9. Miami (Fla.)
10. Wisconsin
11. Southern Cal
12. Maryland
13. Georgia Tech
14. Duke
15. Michigan
16. Penn State
17. So. Methodist
18. Denver
19. Rice
20. Minnesota

1955

1. Oklahoma
2. Michigan State
3. Maryland
4. UCLA
5. Ohio State
6. Texas Christian
7. Georgia Tech
8. Auburn
9. Mississippi
10. Notre Dame
11. Pittsburgh
12. Southern Cal
13. Michigan
14. Texas A&M
15. Army
16. Duke
17. West Virginia
18. Miami (Fla.)
19. Iowa
20. Navy
- Stanford
- Miami (Ohio)

1956

1. Oklahoma
2. Tennessee
3. Iowa
4. Georgia Tech
5. Texas A&M
6. Miami (Fla.)
7. Michigan
8. Syracuse
9. Minnesota
10. Michigan State
11. Baylor
12. Pittsburgh
13. Oregon State
14. Texas Christian
15. Southern Cal
16. Wyoming
17. Yale
18. Colorado
19. Navy
20. Duke

1957

1. Ohio State
2. Auburn
3. Michigan State
4. Oklahoma
5. Iowa
6. Navy
7. Rice
8. Mississippi
9. Notre Dame

10. Texas A&M
11. Texas
12. Arizona State
13. Army
14. Duke
15. Wisconsin
16. Tennessee
17. Oregon
18. Clemson
19. UCLA
20. N. C. State

1958

1. Louisiana State
2. Iowa
3. Army
4. Auburn
5. Oklahoma
6. Wisconsin
7. Ohio State
8. Air Force
9. Texas Christian
10. Syracuse
11. Purdue
12. Mississippi
13. Clemson
14. Notre Dame
15. Florida
16. California
17. Northwestern
18. So. Methodist

1959

1. Syracuse
2. Mississippi
3. Louisiana State
4. Texas
5. Georgia
6. Wisconsin
7. Washington
8. Texas Christian
9. Arkansas
10. Penn State
11. Illinois
12. Southern Cal
13. Alabama
14. Penn State
15. Oklahoma
16. Northwestern
17. Michigan State
18. Wyoming
19. Auburn
20. Missouri

1960

1. Minnesota
2. Iowa
3. Mississippi
4. Miami (Fla.)
5. Wisconsin
6. Navy
7. Arkansas
8. Ohio State
9. Kansas
10. Alabama
11. Duke
12. Baylor
13. Michigan State
14. Auburn
15. Purdue
16. Florida
17. Texas
18. Yale
19. New Mexico St.
20. Tennessee

1961

1. Alabama
2. Ohio State
3. Louisiana State
4. Texas
5. Mississippi
6. Minnesota
7. Colorado

8. Arkansas
9. Michigan State
10. Utah State
11. Purdue
12. Missouri
13. Georgia Tech
14. Duke
15. Kansas
16. Syracuse
17. Wyoming
18. Wisconsin
19. Miami (Fla.)
20. Penn State

1962

1. Southern Cal
2. Wisconsin
3. Mississippi
4. Texas
5. Alabama
6. Arkansas
7. Oklahoma
8. Louisiana
9. Penn State
10. Minnesota
11. Georgia Tech
12. Missouri
13. Ohio State
14. Duke
15. Washington
16. Northwestern
17. Oregon State
18. Arizona
19. Illinois
20. Miami (Fla.)

1963

1. Texas
2. Navy
3. Pittsburgh
4. Illinois
5. Nebraska
6. Auburn
7. Mississippi
8. Oklahoma
9. Alabama
10. Michigan State
11. Mississippi State
12. Syracuse
13. Arizona State
14. Memphis State
15. Washington
16. Penn State
17. Southern Cal
18. Missouri
19. North Carolina
20. Baylor

1964

1. Alabama
2. Arkansas
3. Notre Dame
4. Michigan
5. Texas
6. Nebraska
7. Louisiana State
8. Oregon State
9. Ohio State
10. Southern Cal
11. **FLORIDA STATE**
12. Syracuse
13. Princeton
14. Penn State
15. Utah
16. Illinois
17. New Mexico
18. Tulsa
19. Missouri
20. Mississippi
- Michigan State

1965

1. Michigan State
2. Arkansas

3. Nebraska
4. Alabama
5. UCLA
6. Missouri
7. Tennessee
8. Notre Dame
9. Southern Cal
10. Texas Tech
11. Ohio State
12. Florida
13. Purdue
14. Louisiana State
15. Georgia
16. Tulsa
17. Mississippi
18. Kentucky
19. Syracuse
20. Colorado

1966

1. Notre Dame
2. Michigan State
3. Alabama
4. Georgia
5. UCLA
6. Purdue
7. Nebraska
8. Georgia Tech
9. So. Methodist
10. Miami (Fla.)
11. Florida
12. Mississippi
13. Arkansas
14. Tennessee
15. Wyoming
16. Syracuse
17. Houston
18. Southern Cal
19. Oregon State
20. Virginia Tech

1967

1. Southern Cal
2. Tennessee
3. Oklahoma
4. Notre Dame
5. Wyoming
6. Indiana
7. Alabama
8. Oregon State
9. Purdue
10. UCLA
11. Penn State
12. Syracuse
13. Colorado
14. Minnesota
15. **FLORIDA STATE**
16. Miami (Fla.)
17. N. C. State
18. Georgia
19. Houston
20. Arizona State

1968

1. Ohio State
2. Southern Cal
3. Penn State
4. Georgia
5. Texas
6. Kansas
7. Tennessee
8. Notre Dame
9. Arkansas
10. Oklahoma
11. Purdue
12. Alabama
13. Oregon State
14. **FLORIDA STATE**
15. Michigan
16. So. Methodist
17. Missouri
18. Ohio
19. Minnesota
20. Houston
- Stanford

1969

1. Texas
2. Penn State
3. Arkansas
4. Southern Cal
5. Ohio State
6. Missouri
7. Louisiana State
8. Michigan
9. Notre Dame
10. UCLA
11. Tennessee
12. Nebraska
13. Mississippi
14. Stanford
15. Auburn
16. Houston
17. Florida
18. Purdue
19. San Diego State
20. West Virginia

1970

1. Texas
2. Ohio State
3. Nebraska
4. Tennessee
5. Notre Dame
6. Louisiana State
7. Michigan
8. Arizona State
9. Auburn
10. Stanford
11. Air Force
12. Arkansas
13. Houston
14. Dartmouth
15. Oklahoma
16. Colorado
17. Georgia Tech
18. Toledo
19. Penn State
20. Southern Cal

1971

1. Nebraska
2. Alabama
3. Oklahoma
4. Michigan
5. Auburn
6. Arizona State
7. Colorado
8. Georgia
9. Tennessee
10. Louisiana State
11. Penn State
12. Texas
13. Toledo
14. Houston
15. Notre Dame
16. Stanford
17. Iowa State
18. North Carolina
19. **FLORIDA STATE**
20. Arkansas
- Mississippi

1972

1. Southern Cal
2. Oklahoma
3. Ohio State
4. Alabama
5. Texas
6. Michigan
7. Auburn
8. Penn State
9. Nebraska
10. Louisiana State
11. Tennessee
12. Notre Dame
13. Arizona State
14. Colorado
15. North Carolina
16. Louisville

C O L L E G E F O O T B A L L

17. UCLA
18. Washington St.
19. Utah State
20. San Diego State

1973

1. Alabama
2. Oklahoma
3. Ohio State
4. Notre Dame
5. Penn State
6. Michigan
7. Southern Cal
8. Texas
9. UCLA
10. Arizona State
11. Nebraska
12. Texas Tech
13. Houston
14. Louisiana State
15. Kansas

17. Miami (Ohio)
18. Maryland
19. San Diego State
- Florida

1974*

1. Southern Cal
2. Alabama
3. Ohio State
4. Notre Dame
5. Michigan
6. Auburn
7. Penn State
8. Nebraska
9. N. C. State
10. Miami (Ohio)
11. Houston
12. Florida
13. Maryland
14. Baylor
15. Texas A&M
16. Tennessee
17. Mississippi State
18. Michigan State
19. Tulsa

1975

1. Oklahoma
2. Arizona State
3. Alabama
4. Ohio State
5. UCLA
6. Arkansas
7. Texas
8. Michigan
9. Nebraska
10. Penn State
11. Maryland
12. Texas A&M
13. Arizona
14. Pittsburgh
15. California
16. Miami (Ohio)
17. Notre Dame
18. West Virginia
19. Georgia
20. Southern Cal

1976

1. Pittsburgh
2. Southern Cal
3. Michigan
4. Houston
5. Ohio State
6. Oklahoma
7. Nebraska
8. Texas A&M
9. Alabama
10. Georgia
11. Maryland
12. Notre Dame
13. Texas Tech
14. Oklahoma State
15. UCLA
16. Colorado
17. Iowa State
18. Baylor
19. Kentucky

1977

1. Notre Dame
2. Arkansas
3. Penn State
4. Texas
5. Oklahoma
6. Alabama
7. Pittsburgh
8. Michigan
9. Washington
10. Nebraska
11. FLORIDA STATE
12. Ohio State
13. Southern Cal
14. North Carolina
15. Stanford
16. North Texas St.
17. Brigham Young
18. Arizona State
19. San Diego State
20. N. C. State

1978

1. Southern Cal
2. Alabama
3. Oklahoma
4. Penn State
5. Michigan
6. Notre Dame
7. Clemson
8. Nebraska
9. Texas
10. Arkansas
11. Houston
12. UCLA
13. Purdue
14. Missouri
15. Georgia
16. Stanford
17. Navy
18. Texas A&M
19. Arizona State
20. N. C. State

1979

1. Alabama

2. Southern Cal
3. Oklahoma
4. Ohio State
5. Houston
6. Pittsburgh
7. Nebraska
8. FLORIDA STATE
9. Arkansas
10. Purdue
11. Washington
12. Brigham Young
13. Texas
14. North Carolina
15. Baylor
16. Indiana
17. Temple
18. Penn State
19. Michigan
20. Missouri

1980

1. Georgia
2. Pittsburgh
3. Oklahoma
4. Michigan
5. FLORIDA STATE
6. Alabama
7. Nebraska
8. Penn State
9. North Carolina
10. Notre Dame
11. Brigham Young
12. Southern Cal
13. Baylor
14. UCLA
15. Ohio State
16. Purdue
17. Washington
18. Miami (Fla.)
19. Florida
20. So. Methodist

1981

1. Clemson
2. Pittsburgh
3. Penn State
4. Texas
5. Georgia
6. Alabama
7. Washington
8. North Carolina
9. Nebraska
10. Michigan
11. Brigham Young
12. Ohio State
13. Southern Cal
14. Oklahoma
15. Iowa
16. Arkansas
17. Mississippi State
18. West Virginia
19. So. Mississippi
20. Missouri

1982

1. Penn State
2. So. Methodist
3. Nebraska
4. Georgia

5. UCLA
6. Arizona State
7. Washington
8. Arkansas
9. Pittsburgh
10. FLORIDA STATE
11. Louisiana State
12. Ohio State
13. North Carolina
14. Auburn
15. Michigan
16. Oklahoma
17. Alabama
18. Texas
19. West Virginia
20. Maryland

1983

1. Miami (Fla.)
2. Nebraska
3. Auburn
4. Georgia
5. Texas
6. Florida
7. Brigham Young
8. Ohio State
9. Michigan
10. Illinois
11. So. Methodist
12. Alabama
13. UCLA
14. Iowa
15. Air Force
16. West Virginia
17. Penn State
18. Oklahoma State
19. Pittsburgh
20. Boston College

1984

1. Brigham Young
2. Washington
3. Nebraska
4. Boston College
5. Oklahoma State
6. Oklahoma
7. Florida
8. So. Methodist
9. Southern Cal
10. UCLA
11. Maryland
12. Ohio State
13. South Carolina
14. Auburn
15. Iowa
16. Louisiana State
17. Virginia
18. West Virginia
19. Kentucky

1985

1. Oklahoma
2. Michigan
3. Penn State
4. Tennessee
5. Air Force
6. UCLA
7. Texas A&M
8. Miami (Fla.)

9. Iowa
10. Nebraska
11. Ohio State
12. Arkansas
13. FLORIDA STATE
14. Alabama
15. Baylor
16. Fresno State
17. Brigham Young
18. Georgia Tech
19. Maryland
20. Louisiana State

1986

1. Penn State
2. Miami (Fla.)
3. Oklahoma
4. Nebraska
5. Arizona State
6. Ohio State
7. Michigan
8. Auburn
9. Alabama
10. Arizona
11. Louisiana State
12. Texas A&M
13. Baylor
14. UCLA
15. Iowa
16. Arkansas
17. Washington
18. Boston College
19. Clemson
20. FLORIDA STATE

1987

1. Miami (Fla.)
2. FLORIDA STATE
3. Oklahoma
4. Syracuse
5. Louisiana State
6. Nebraska
7. Auburn
8. Michigan State
9. Texas A&M
10. Clemson
11. UCLA
12. Oklahoma State
13. Tennessee
14. Iowa
15. South Carolina
16. Iowa
17. Southern Cal
18. Auburn
19. Texas
20. Indiana

1988

1. Notre Dame
2. Miami (Fla.)
3. FLORIDA STATE
4. Michigan
5. West Virginia
6. UCLA
7. Auburn
8. Clemson
9. Southern Cal
10. Nebraska
11. Oklahoma State

12. Syracuse
13. Arkansas
14. Oklahoma
15. Georgia
16. Washington St.
17. N. C. State
18. Alabama
19. Indiana
20. Wyoming

1989

1. Miami (Fla.)
2. FLORIDA STATE
3. Notre Dame
4. Colorado
5. Tennessee
6. Auburn
7. Alabama
8. Michigan
9. Southern Cal
10. Illinois
11. Clemson
12. Nebraska
13. Arkansas
14. Penn State
15. Virginia
16. Texas Tech
17. Michigan State
18. Brigham Young
19. Pittsburgh
20. Washington

1990

1. Georgia Tech
2. Colorado
3. Miami (Fla.)
4. FLORIDA STATE
5. Washington
6. Notre Dame
7. Tennessee
8. Michigan
9. Clemson
10. Penn State
11. Texas
12. Louisville
13. Texas A&M
14. Michigan State
15. Virginia
16. Iowa
17. Brigham Young
18. Nebraska
19. Auburn
20. San Jose State
21. Syracuse
22. Southern Cal
23. Mississippi
24. Illinois
25. Virginia Tech

*Beginning in 1974, by agreement with the American Football Coaches Association, teams on probation by the NCAA were ineligible for ranking and national championship consideration by the UPI Board of Coaches.

CNN/USA TODAY FINAL POLLS SINCE 1991



Florida State has been ranked in the Associated Press' Top 20 in an amazing 120 of the last 122 weekly polls. FSU has been listed among the nation's Top 10 in 109 of those polls and in the Top Five 77 times. The Tribe spent all but one week of both the 1991 and 1993 regular seasons ranked No. 1.

According to research released over the summer, FSU can stake its claim to being the team of the 1990's. The research revealed that Florida State would be the top ranked team in the '90's in a combined AP poll.

1991

1. Washington
2. Miami (Fla.)
3. Penn State
4. FLORIDA STATE
5. Alabama
6. Michigan
7. California
8. Florida
9. East Carolina
10. Iowa
11. Syracuse
12. Notre Dame
13. Texas A&M
14. Oklahoma
15. Tennessee
16. Nebraska
17. Clemson
18. UCLA
19. Georgia
20. Colorado
21. Tulsa
22. Stanford
23. Brigham Young
24. Air Force
25. N. C. State

1992

1. Alabama
2. FLORIDA STATE
3. Miami (Fla.)
4. Notre Dame
5. Michigan
6. Texas A&M
7. Syracuse
8. Georgia
9. Stanford
10. Washington
11. Florida
12. Tennessee
13. Colorado
14. Nebraska
15. N. C. State
16. Mississippi
17. Washington St.
18. Ohio State
19. Hawaii
20. North Carolina
21. Boston College
22. Fresno State
23. Kansas
24. Mississippi State
25. Penn State

1993

1. FLORIDA STATE
2. Notre Dame
3. Nebraska
4. Alabama
5. Wisconsin
6. West Virginia
7. Penn State
8. Texas A&M
9. Arizona
10. Ohio State
11. Tennessee
12. Boston College
13. Alabama
14. Oklahoma
15. Miami (Fla.)
16. Colorado
17. UCLA
18. Kansas State
19. Hawaii
20. Virginia Tech
21. North Carolina
22. Clemson
23. Louisville
24. California
25. Southern Cal

1994

1. Nebraska
2. Penn State
3. Colorado
4. Alabama
5. FLORIDA STATE
6. Miami (Fla.)
7. Florida
8. Utah
9. Ohio State
10. Brigham Young
11. Oregon
12. Michigan
13. Virginia
14. Colorado State
15. Southern Cal
16. Kansas State
17. N.C. State
18. Tennessee
19. Washington St.
20. Arizona
21. North Carolina
22. Boston College
23. Texas
24. Virginia Tech
25. Mississippi State