



50





But the record that fans around the country will remember for a long time is when the Seminoles were faced with the 28-point fourth quarter deficit to their arch-rivals from Florida.

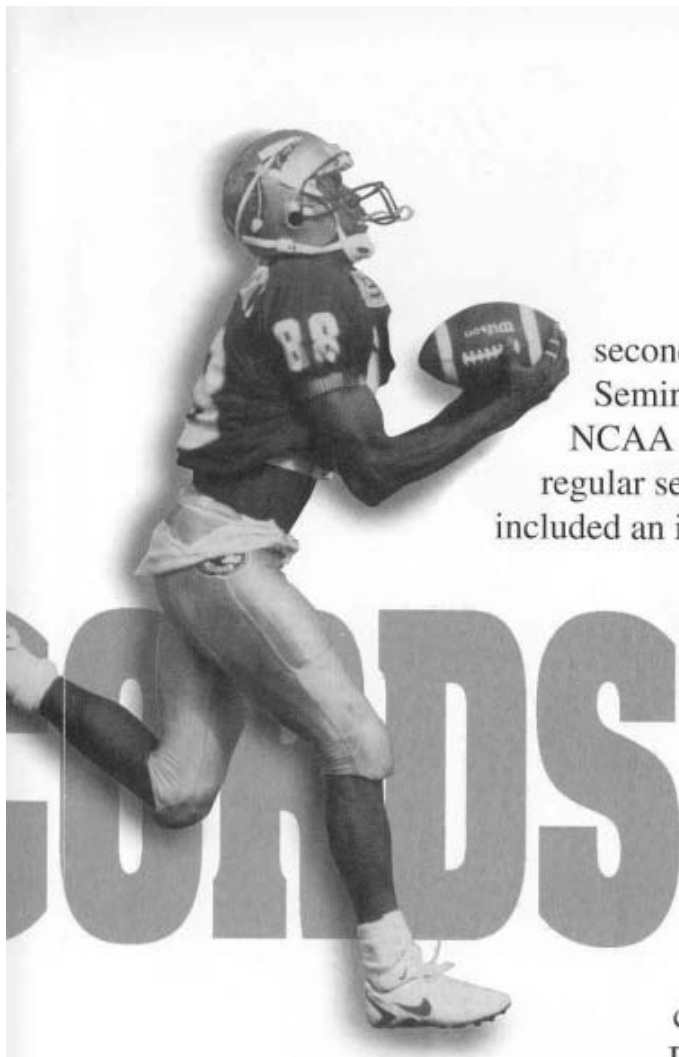
REC

Two of the greatest names in the history of college football caught their collegiate passes wearing a Florida State uniform. Ron Sellers and Fred Biletnikoff combined to cradle a number of college football receiving records and both posted numbers that many thought would never be matched by an FSU athlete.

However, the two giants of the Seminole record book made some room last year and welcomed the achievements of a soft spoken Mississippi native whose considerable talents were remarkably similar to those of both the legends. Kez McCorvey played his last game in the Sugar Bowl, but he left Tallahassee as the school's second all-time leading receiver.

Sophomore tailback Warrick Dunn liked to catch the ball almost as much as McCorvey but he used his elusive moves and tremendous speed to enter elite company among Florida State running backs in 1994. Dunn became only the fifth player in school history to rush for over 1,000 yards in a season. His numbers could have been even more impressive considering he gained just 161 yards on 23 carries over the course of four early FSU victories.





Danny Kanell engineered the second most productive season ever for a Seminole signal caller. He tied an NCAA record with 40 completions in the regular season finale against Florida which included an incredible fourth quarter in which he completed 18-of-21 passes. More importantly, he recovered from the only loss of the season to become a true leader on the FSU offense.

Clifton Abraham became the fifth straight FSU cornerback to earn All-America honors and lengthened the string to seven straight years of an all-america at cornerback.

Derrick Alexander earned ACC Defensive Player of the Year honors and joined nine of his teammates on the All-ACC first team.

Derrick Brook, who as the ACC's top defender as a junior, won as many accolades for his academics as he did for his athletics. The NCAA Elite Eight winner also showed the college football world what character is all about.

Reinard Wilson flirted with Ron Simmon's school record for quarterback sacks but fell one short with 11. Wilson was just one of 16 different Seminoles who recorded a sack during the 1994 season.

But the record that fans around the country will remember for a long time is when the Seminoles were faced with the 28-point fourth quarter deficit to their arch-rivals from Florida. Danny Kanell would rip the disbelieving Gators and FSU's defense came up with big play after big play en route to tying the NCAA record for comebacks settling for a 31-31 tie, and breaking it in the Sugar Bowl.

THE RECORD BOOK

INDIVIDUAL RECORDS

(Bowl games not included)

TOTAL OFFENSE

MOST PLAYS

Game - 61, Gary Huff vs. Houston, Nov. 4, 1972
Season - 465, Charlie Ward, 1992
Career - 931, Charlie Ward, 1989-93

MOST YARDS GAINED

Game - 506, Charlie Ward vs. Maryland, Nov. 7, 1992
Season - 3,373, Charlie Ward, 1993
Career - 6,636, Charlie Ward, 1989-93

MOST TOUCHDOWNS RESPONSIBLE FOR

Game - 6, Gary Huff vs. South Carolina, Oct. 23, 1971; Peter Tom Willis vs. Memphis State, Nov. 18, 1989
Season - 31, Charlie Ward, 1993
Career - 59, Charlie Ward, 1989-93

RUSHING

MOST RUSHES

Game - 33, Greg Allen vs. East Carolina, Sept. 3, 1983
Season - 239, Larry Key, 1977
Career - 625, Larry Key, 1974-77

MOST YARDS GAINED

Game - 322, Greg Allen vs. Western Carolina, Oct. 31, 1981
Season - 1,230, Sammie Smith, 1987
Career - 3,769, Greg Allen, 1981-84

MOST YARDS GAINED (SEASON)

By a Freshman - 888, Greg Allen, 1981
By a Sophomore - 1,230, Sammie Smith, 1987
By a Junior - 1,134, Greg Allen, 1983
By a Senior - 1,117, Larry Key, 1977

MOST GAMES GAINING 100 YARDS

Season - 7, Sammie Smith, 1987
Career - 16, Greg Allen, 1981-84

CONSECUTIVE 100-YARD GAMES

Career - 4, Sammie Smith, 1987

MOST GAMES GAINING 200 YARDS

Season - 2, Greg Allen, 1981

Career - 4, Greg Allen, 1981-84

MOST GAMES GAINING 300 YARDS

Season - 1, Greg Allen, 1981
Career - 1, Greg Allen, 1981

HIGHEST AVERAGE PER RUSH

Game (Min. 10 atts.) - 14.1 (15-212), Victor Floyd vs. South Carolina, Nov. 9, 1985; (Min. 20 atts.) - 10.1 (22-223), Greg Allen vs. Arizona State, Nov. 4, 1984
Season (Min. 100 atts.) - 7.3 (133-971), Greg Allen, 1984
Career (Min. 200 atts.) - 6.2, Sammie Smith, 1985-88

MOST TOUCHDOWNS RUSHING

Game - 4, Greg Allen vs. South Carolina, Nov. 6, 1982 and vs. Louisville, Nov. 13, 1982
Season - 20, Greg Allen, 1982
Career - 44, Greg Allen, 1981-84

LONGEST RUSH

Game - 97, Larry Key vs. Virginia Tech, Nov. 11, 1976

MOST ALL-PURPOSE YARDAGE

Game - 417, Greg Allen vs. Western Carolina, Oct. 31, 1981
Season - 1,605, Greg Allen, 1982
Career - 4,996, Greg Allen, 1981-84

PASSING

HIGHEST PASSING EFFICIENCY RATING

Season (Min. 10 atts./game) - 157.8, Charlie Ward, 1993
Career (Min. 15 cmp./game) - 148.5, Peter Tom Willis, 1986-89

MOST PASSES ATTEMPTED

Game - 58, Gary Huff vs. Florida, Oct. 7, 1972
Season - 385, Gary Huff, 1972
Career - 796, Gary Huff, 1970-72

MOST PASSES COMPLETED

Game - 40, Danny Kanell vs. Florida, Nov. 26, 1994



Charlie Ward



Greg Allen

Season - 264, Charlie Ward, 1993
Career - 473, Charlie Ward, 1989-93

HIGHEST COMPLETION PERCENTAGE

Game (Min. 15 atts.) - 85.0 (17-20), Peter Tom Willis vs. South Carolina, Nov. 5, 1988
Season (Min. 100 atts.) - 69.5 (264-380), Charlie Ward, 1993
Career (Min. 300 atts.) - 62.3 (473-759), Charlie Ward, 1989-93

MOST INTERCEPTIONS THROWN

Game - 5, Bill Cappleman vs. Virginia Tech, Nov. 2, 1968
Season - 23, Gary Huff, 1972
Career - 42, Gary Huff, 1970-72

LOWEST INTERCEPTION PERCENTAGE

Season (Min. 100 atts.) - 1.05 (4-380), Charlie Ward, 1993
Career (Min. 300 atts.) - 2.90 (22-759), Charlie Ward, 1989-93

MOST YARDS GAINED

Game - 508, Bill Cappleman vs. Memphis State, Nov. 15, 1969
Season - 3,124, Peter Tom Willis, 1989
Career - 6,378, Gary Huff, 1970-72

MOST 200-YARD GAMES

Season - 9, Gary Huff, 1972; Peter Tom Willis, 1989 and Charlie Ward, 1993
Career - 17, Charlie Ward, 1989-93

CONSECUTIVE 200-YARD GAMES

Career - 11, Gary Huff, 1971-72

MOST 300-YARD GAMES

Season - 6, Peter Tom Willis, 1989
Career - 6, Peter Tom Willis, 1986-89 and Charlie Ward, 1989-93

CONSECUTIVE 300-YARD GAMES

Season - 3, Peter Tom Willis, 1989
Career - 3, Kim Hammond, 1967 and Peter Tom Willis, 1989

MOST YARDS PER ATTEMPT

Game (Min. 15 atts.) - 15.5 (482-31), Peter Tom Willis vs. Memphis State, Nov. 18, 1989
Season (Min. 100 atts.) - 9.0 (3,124-346), Peter Tom Willis, 1989
Career (Min. 300 atts.) - 8.6 (4,291-500), Peter Tom Willis, 1989

MOST YARDS PER COMPLETION

Game (Min. 15 atts.) - 25.0 (325-13), Casey Weldon vs. Florida, Dec. 1, 1990
Season (Min. 100 atts.) - 15.6 (1,218-78), Eric Thomas, 1984
Career (Min. 300 atts.) - 14.6 (6,378-436), Gary Huff, 1970-72

MOST TOUCHDOWN PASSES


Game - 6, Peter Tom Willis vs. Memphis State, Nov. 18, 1989
Season - 27, Charlie Ward, 1993
Career - 52, Gary Huff, 1970-72

CONSECUTIVE GAMES WITH A TOUCHDOWN PASS

Career - 13, Gary Huff, 1970-72

LONGEST PASS

Game - 96, Jimmy Jordan to Kurt Unglaub vs. Virginia Tech, Nov. 20, 1976



Peter Tom Willis

RECEIVING

MOST PASSES CAUGHT

Game - 16, Ron Sellers vs. South Carolina, Oct. 26, 1968
Season - 86, Ron Sellers, 1968
Career - 212, Ron Sellers, 1966-68

CONSECUTIVE GAMES CATCHING A PASS

Career - 30, Ron Sellers, 1966-68 and Lawrence Dawsey, 1987-90

MOST YARDS GAINED

Game - 260, Ron Sellers vs. Wake Forest, Nov. 23, 1968
Season - 1,496, Ron Sellers, 1968
Career - 3,598, Ron Sellers, 1966-68

HIGHEST AVERAGE PER RECEPTION

Game (Min. 5 rec.) - 34.6 (173-5), Ron Sellers vs. Maryland, Sept. 21, 1968
Season (Min. 30 rec.) - 21.7 (738-34), Hassan Jones, 1985
Career (Min. 70 rec.) - 20.1 (2,392-119), Barry Smith, 1970-72

MOST TD PASSES CAUGHT

Game - 5, Ron Sellers vs. Wake Forest, Nov. 23, 1968
Season - 13, Barry Smith, 1972
Career - 25, Barry Smith, 1970-72

MOST YARDS GAINED PER GAME

Season - 149.6, Ron Sellers, 1968
Career - 119.9, Ron Sellers, 1966-68

MOST 100-YARD RECEIVING GAMES

Season - 8, Barry Smith, 1972
Career - 18, Ron Sellers, 1966-68

MOST 200-YARD RECEIVING GAMES

Season - 4, Ron Sellers, 1968
Career - 5, Ron Sellers, 1966-68



Jimmy Jordan



Derek Schmidt



Ron Sellers

SCORING

MOST POINTS

Game - 30, Ron Sellers vs. Wake Forest, Nov. 23, 1968

Season - 126, Greg Allen, 1982

Career - 393, Derek Schmidt, 1984-87

MOST TOUCHDOWNS

Game - 5, Ron Sellers vs. Wake Forest, Nov. 23, 1968

Season - 21, Greg Allen, 1982

Career - 46, Greg Allen, 1981-84

MOST PAT ATTEMPTED

Game - 10, Five Times (latest Dan Mowrey vs. Tulane, Nov. 14, 1992)

Season - 64, Scott Bentley, 1993

Career - 178, Derek Schmidt, 1984-87

MOST PAT MADE

Game - 10, Four Times (latest Dan Mowrey vs. Tulane, Nov. 14, 1992)

Season - 57, Richie Andrews, 1988

Career - 174, Derek Schmidt, 1984-87

HIGHEST PERCENTAGE OF PAT MADE

Season (Min. 25 att.) - 100.0 (38-38), Bill Capece, 1980; Derek Schmidt (42-42), 1984 and (44-44), 1985

Career (Min. 100 att.) - 97.8 (174-178), Derek Schmidt, 1984-87

CONSECUTIVE PAT MADE

Career - 108, Derek Schmidt, 1984-86

MOST POINTS KICKING

Game - 18, Bill Capece vs. Pittsburgh, Oct. 11, 1980

Season - 116, Derek Schmidt, 1987

Career - 393, Derek Schmidt, 1984-87

PUNTING

MOST PUNTS

Game - 12, Joe Downey vs. Houston, Nov. 3, 1973; Bill Cheshire vs. Florida, Sept. 28, 1968

Season - 81, Joe Downey, 1973

Career - 244, Rohn Stark, 1978-81

HIGHEST AVERAGE

Game (Min. 5 punts) - 54.8 (329-6), Rohn Stark vs. Florida, Nov. 28, 1981

Season (Min. 30 punts) - 46.0 (2,941-64), Rohn Stark, 1981

Career (Min. 100 punts) - 42.7 (10,418-244), Rohn Stark, 1978-81

MOST YARDS ON PUNTS

Game - 465, Joe Downey vs. Houston, Nov. 3, 1973

Season - 3,092, Joe Downey, 1973

Career - 10,418, Rohn Stark, 1978-81

LONGEST PUNT

Game - 84, Tommy Brown vs. Tampa, 1950

PUNT RETURNS

MOST PUNT RETURNS

Game - 10, David Snell vs. South Carolina, Oct. 24, 1970

Season - 40, David Snell, 1970

Career - 126, Deion Sanders, 1985-88

MOST YARDS ON PUNT RETURNS

Game - 137, Bobby Jackson vs. Virginia Tech, Nov. 16, 1974

Season - 503, Deion Sanders, 1988

Career - 1,429, Deion Sanders, 1985-88

HIGHEST AVERAGE

PER PUNT RETURN

Game (Min. 3) - 45.7 (137-3), Bobby Jackson vs. Virginia Tech, Nov. 16, 1974

Season (Min. 10) - 20.1 (241-12), Phil Abairra, 1969

Career (Min. 25) - 14.0 (377-27), Buddy Blankenship, 1964-65

MOST TDS ON PUNT RETURNS

Game - 2, Joe Wessel vs. Arizona State, Nov. 3, 1984

Season - 3, Joe Wessel, 1984

Career - 3, Joe Wessel, 1981-84; Deion Sanders, 1985-88; Terrell Buckley, 1989-91

LONGEST PUNT RETURN

Game - 92, Phil Abairra vs. North Carolina State, Nov. 22, 1969

KICKOFF RETURNS

MOST KICKOFF RETURNS

Game - 6, Joe Goldsmith vs. Mississippi State, Oct. 13, 1973; Larry Key vs. Miami, Sept. 24, 1977 and vs. Miami, Sept. 18, 1976; Billy Allen vs. East Carolina, Sept. 3, 1983

Season - 29, Joe Goldsmith, 1973

Career - 73, Keith Ross, 1985-88

MOST YARDS ON KICKOFF RETURNS

Game - 184, Leon Bright vs. Virginia Tech, Nov. 16, 1974

Season - 583, Keith Ross, 1986

Career - 1,703, Keith Ross, 1985-88

HIGHEST AVERAGE PER

KICKOFF RETURN

Game (Min. 3) - 60.3 (181-3), Tamarick Vanover vs. Florida, Nov. 28, 1992

Season (Min. 10) - 27.5 (358-13), Bill Odom, 1955

Career (Min. 35) - 24.1 (1,278-53), Keith Ross, 1985-87

MOST TDS ON KICKOFF RETURNS

Game - 1, 12 Times (latest Shannon Baker vs. Tulane, Nov. 14, 1992)

Season - 2, Tamarick Vanover, 1992

Career - 2, T.K. Wetherell, 1964-66; Eddie McMillan, 1970-72; Tamarick Vanover, 1992-93

LONGEST KICKOFF RETURN

Game - 100, Bill Moremen/T.K. Wetherell vs. Kentucky, Oct. 9, 1965; Leon Bright vs. Virginia Tech, Nov. 16, 1974; Keith Ross/Dexter Carter vs. Miami, Nov. 1, 1986

FIELD GOALS

MOST FIELD GOALS ATTEMPTED

Game - 8, Frank Fontes vs. Wake Forest, Sept. 26, 1970
Season - 31, Derek Schmidt, 1987
Career - 104, Derek Schmidt, 1984-87

MOST FIELD GOALS MADE

Game - 5, Bill Capece vs. Pittsburgh, Oct. 11, 1980
Season - 23, Derek Schmidt, 1987
Career - 73, Derek Schmidt, 1984-87

HIGHEST PERCENTAGE OF FIELD GOALS MADE

Season (Min. 15 atts.) - 74.2 (23-31), Derek Schmidt, 1987
Career (Min. 50 atts.) - 70.2 (73-104), Derek Schmidt, 1984-87

LONGEST FIELD GOAL MADE

Game - 54, Derek Schmidt vs. Miami, Sept. 22, 1984

BLOCKED KICKS

MOST BLOCKED KICKS

Game - 2, J.T. Thomas vs. Louisville, Sept. 12, 1970; Joe Wessel vs. Temple, Sept. 29, 1984
Season - 5, Joe Wessel, 1984
Career - 7, Bobby Butler, 1977-80

MOST BLOCKED PUNTS

Game - 2, Ron Hester vs. Boston College, Oct. 18, 1980; Kelvin Smith vs. Southern Miss, Oct. 1987
Season - 4, Joe Wessel, 1984
Career - 5, Bobby Butler, 1977-80

MOST BLOCKED FIELD GOALS

Game - 2, J.T. Thomas vs. Louisville, Sept. 12, 1970
Season - 2, J.T. Thomas, 1970
Career - 2, J.T. Thomas, 1969-71; Alphonso Carreker, 1980-83

MOST TDS SCORED OFF BLOCKED KICKS

Game - 2, Joe Wessel vs. Arizona State, Nov. 3, 1984
Season - 3, Joe Wessel, 1984
Career - 4, Clifton Abraham, 1991-94

MOST TDS SCORED OFF BLOCKED PUNTS

Game - 2, Joe Wessel vs. Arizona State, Nov. 3, 1984
Season - 3, Joe Wessel, 1984
Career - 4, Clifton Abraham, 1991-94

MOST TDS SCORED

OFF BLOCKED FIELD GOALS

Game - 1, Many Players (latest Eric Riley vs. Temple, Sept. 29, 1984)
Season - 1, Many Players (latest Eric Riley, 1984)
Career - 1, Many Players (latest Eric Riley, 1980-84)

FUMBLES

CAUSED FUMBLES

Game - 2, Many Players
Season - 13, Ron Simmons, 1977
Career - 17, Ron Simmons, 1977-80

FUMBLE RECOVERIES

Game - 3, Ron Wallace vs. Wichita State, Sept. 20, 1969
Season - 6, Ron Wallace, 1969
Career - 8, Ron Wallace, 1968-70; Willie Jones, 1975-78; Ron Simmons, 1977-80

TACKLES

MOST TACKLES

Game - 29, Dale McCullers vs. Texas A&M, Oct. 5, 1968
Season - 181, Aaron Carter, 1977
Career - 512, Aaron Carter, 1974-77

MOST QUARTERBACK SACKS

Game - 5, Ron Simmons vs. North Texas State, Oct. 29, 1977
Season - 12, Ron Simmons, 1977
Career - 25, Ron Simmons, 1977-80

MOST TACKLES FOR LOSS

Game - 4, Isaac Williams vs. Temple, Sept. 29, 1984; Anthony Moss vs. Virginia Tech, Oct. 14, 1989
Season - 17, Ron Simmons, 1979
Career - 44, Ron Simmons, 1977-80

INTERCEPTIONS

MOST PASSES INTERCEPTED

Game - 3, Five Times, (latest Corey Sawyer vs. N.C. State, Sept. 19, 1992)
Season - 12, Terrell Buckley, 1989-91
Career - 21, Terrell Buckley, 1989-91

MOST YARDS ON INTERCEPTIONS

Game - 109, LeRoy Butler vs. Syracuse, Oct. 7, 1989
Season - 238, Terrell Buckley, 1991
Career - 501, Terrell Buckley, 1989-91

MOST TDS ON INTERCEPTIONS

Game - 1, Many Players (latest Clifton Abraham vs. Tulane, Nov. 14, 1992)
Season - 2, Deion Sanders, 1988; Terrell Buckley, 1990 and 1991; Derrick Brooks, 1993
Career - 4, Deion Sanders, 1985-88; Terrell Buckley, 1989-91

LONGEST INTERCEPTION RETURN

Game - 100, Deion Sanders vs. Tulsa, Oct. 19, 1985



Ron Wallace



Aaron Carter

TEAM RECORDS

SINGLE GAME
OFFENSE

TOTAL OFFENSE

- Most Plays** - 100, vs. East Carolina, Sept. 20, 1980
Most Plays, Both Teams - 173, vs. San Diego State, Oct. 27, 1973
Most Yards Gained - 858, vs. Maryland, Nov. 7, 1992
Most Yards Gained, Both Teams - 1,294, vs. Maryland, Nov. 7, 1992
Most Touchdowns - 10, vs. Maryland, Nov. 7, 1992

RUSHING

- Most Rushes** - 81, vs. East Carolina, Sept. 20, 1980
Most Rushes, Both Teams - 120, vs. Oklahoma, Sept. 25, 1976
Most Yards - 479, vs. Western Carolina, Oct. 31, 1981
Most Yards, Both Teams - 706, vs. Louisville, Nov. 13, 1982
Most Touchdowns - 7, vs. East Carolina, Sept. 20, 1980; vs. Cincinnati, Nov. 10, 1990

PASSING

- Most Passes Attempted** - 59, vs. Florida, Oct. 7, 1972
Most Passes Attempted, Both Teams - 105, vs. Florida, Nov. 27, 1993
Most Passes Completed - 40, vs. Florida, Nov. 26, 1994
Most Passes Completed, Both Teams - 63, vs. Florida, Nov. 27, 1993
Highest Percentage Completed (Min. 20 atts.) - 86.0 (40-53), vs. Florida, Nov. 26, 1994
Most Interceptions Thrown - 7, vs. South Carolina, Nov. 10, 1984
Most Yards Gained - 535, vs. Memphis State, Nov. 18, 1989
Most Yards Gained, Both Teams - 853, vs. Florida, Nov. 27, 1993
Touchdown Passes - 6, vs. Memphis State, Nov. 18, 1989 and vs. Clemson, Sept. 11, 1993

SCORING

- Most Points** - 76, vs. Tulsa, Oct. 19, 1985
Most Points, Both Teams - 96, vs. Arizona State, Nov. 3, 1984
Greatest Margin of Victory - 74, vs. Whiting Field, 1949*; 63, vs. Tulane, Nov. 14, 1992
Greatest Margin of Defeat - 49, vs. Florida, Dec. 1, 1973
Most Touchdowns - 10, Five Times (latest vs. Tulane, Nov. 14, 1992)
Most Touchdowns, Both Teams - 13, vs. East Carolina, Sept. 3, 1983; vs. Maryland, Nov. 7, 1992
Most PAT Made - 10, Four Times (latest vs. Tulane, Nov. 14, 1992)
Most PAT Made, Both Teams - 12, vs. Tulsa, Oct. 19, 1985; vs. Tulane, Oct. 13, 1987; vs. Maryland, Nov. 7, 1992
Most Field Goals Made - 5, vs. Pittsburgh, Oct. 11,

1980

Most Field Goals Made, Both Teams - 6, vs. Florida, Dec. 3, 1983

**Not recognized by the NCAA*

FIRST DOWNS

- Most First Downs** - 40, vs. Maryland, Nov. 7, 1992
Most First Downs, Both Teams - 67, vs. Maryland, Nov. 7, 1992
Most Rushing First Downs - 24, vs. East Carolina, Sept. 20, 1980
Most Rushing First Downs, Both Teams - 32, vs. Auburn, Oct. 23, 1976
Most Passing First Downs - 23, vs. Memphis State, Nov. 18, 1989
Most Passing First Downs, Both Teams - 38, vs. Memphis State, Nov. 18, 1989
Most Penalty First Downs - 5, vs. Miami, Oct. 28, 1989; vs. Florida, Dec. 2, 1989
Most Penalty First Downs, Both Teams - 13, vs. Miami, Oct. 28, 1989

PUNTING

- Most Punts** - 12, vs. Florida, Sept. 28, 1968; vs. Houston, Nov. 3, 1973
Highest Average (Min. 5) - 54.8 (329-6), vs. Florida, Nov. 28, 1981

PUNT RETURNS

- Most Punt Returns** - 10, vs. South Carolina, Oct. 24, 1970
Most Yards Gained - 171, vs. Virginia Tech, Nov. 16, 1974
Most Touchdowns - 2, vs. Arizona State, Nov. 3, 1984

KICKOFF RETURNS

- Most Kickoff Returns** - 9, vs. Auburn, Nov. 19, 1960; vs. Miami, Sept. 18, 1976
Most Yards Gained - 209, vs. Florida, Nov. 28, 1992
Most Touchdowns - 1, 12 Times (latest vs. Tulane, Nov. 14, 1992)

FUMBLES

- Most Fumbles** - 10, vs. Wichita State, Sept. 20, 1969
Most Fumbles, Both Teams - 27, vs. Wichita State, Sept. 20, 1969
Most Fumbles Lost - 7, vs. Wichita State, Sept. 20, 1969
Most Fumbles Lost, Both Teams - 17, vs. Wichita State, Sept. 20, 1969

PENALTIES

- Most Penalties** - 18, vs. Wake Forest, Sept. 17, 1994; vs. Duke, Sept. 5, 1992
Most Penalties, Both Teams - 31, vs. South Carolina, Nov. 9, 1985
Most Yards Penalized - 172, vs. Furman, Sept. 21, 1957
Most Yards Penalized, Both Teams - 264, vs. South Carolina, Nov. 9, 1985



Gary Parris grabbed this reception against Florida in 1972 in a game in which FSU attempted a school record 59 passes.

SINGLE GAME DEFENSE

TOTAL DEFENSE

Fewest Plays - 38, Memphis State, Nov. 4, 1967
Fewest Yards - (-33), Florida, Nov. 27, 1993
Most Yards - 651, Arizona State, Nov. 3, 1984

RUSHING DEFENSE

Fewest Rushes - 15, Florida, Nov. 27, 1993
Fewest Yards - (-33), Florida, Nov. 27, 1993
Most Yards - 472, Nebraska, Sept. 19, 1981

PASSING DEFENSE

Fewest Passes Attempted - 4, Memphis State, Nov. 4, 1967; Georgia Tech, Oct. 4, 1975; Virginia Tech, Oct. 11, 1975
Fewest Passes Completed - 0, William & Mary, Oct. 22, 1960
Lowest Percentage Completed (Min. 10 atts.) - 15.4 (2-13), The Citadel, Sept. 15, 1962; Kansas State, Oct. 2, 1976
Fewest Yards Passing - 0, William & Mary, Oct. 22, 1960
Most Yards Passing - 532, Arizona State, Nov. 3, 1984
Most Passes Intercepted - 6, vs. Louisville, Nov. 2, 1991
Most Yards on Interceptions - 134, vs. Tulsa, Oct. 19, 1985
Most TDs on Interceptions - 2, vs. Tulsa, Oct. 19, 1985; vs. Louisiana Tech, Oct. 22, 1988; vs. Michigan, Sept. 28, 1991

FIRST DOWNS

Fewest First Downs - 2, The Citadel, Sept. 15, 1962
Fewest Rushing First Downs - 0, Louisville, Sept. 13, 1980 and Florida, Nov. 27, 1993
Fewest Passing First Downs - 0, Seven Times (latest East Carolina, Sept. 20, 1980)

BLOCKED KICKS

Most Blocked Kicks - 2, Many Times (latest vs. Louisiana Tech, Oct. 22, 1988)
Most Blocked Punts - 2, Five Times (latest vs. Louisiana Tech, Oct. 22, 1988)
Most Blocked Field Goals - 2, vs. Louisville, Sept. 12, 1970
Most TDs off Blocked Kicks - 2, vs. Tulane, Oct. 20, 1984; vs. Arizona State, Nov. 3, 1984
Most TDs off Blocked Punts - 2, vs. Tulane, Oct. 20, 1984; vs. Arizona State, Nov. 3, 1984
Most TDs off Blocked Field Goals - 1, Many Times (latest vs. Temple, Sept. 29, 1984)

FUMBLES

Most Fumbles Caused - 17, vs. Wichita State, Sept. 20, 1969
Most Fumbles Recovered - 10, vs. Wichita State, Sept. 20, 1969

TURNOVERS

Most Turnovers - 12 (2 int.-10 fumbles), Wichita State, Sept. 20, 1969

SINGLE SEASON OFFENSE

TOTAL OFFENSE

Most Yards Per Game - 548.0 (6,576-12), 1993
Highest Average Per Play - 7.00, 1993
Most Yards - 6,576, 1993
Most Touchdowns - 63, 1993

RUSHING

Most Yards - 3,021, 1984
Most Yards Per Game - 274.6, 1984 (3,021-11)
Highest Average Per Play - 5.7, 1993 (2,667-470)
Most Touchdowns - 34, 1987

PASSING

Most Passes Attempted - 469, 1993
Most Passes Completed - 327, 1993
Highest Average Per Attempt - 8.91, 1989 (3,448-387)
Highest Average Per Completion - 16.3, 1984 (1,938-119)
Most Yards - 3,909, 1993
Most Yards Per Game - 325.8, 1993 (3,909-12)
Highest Completion Percentage - 69.7, 1993 (327-469)
Most TD Passes - 37, 1993
Highest Passing Efficiency Rating Points - 163.2, 1993

SCORING

Most Points - 518, 1993
Most Points Per Game - 43.2, 1993 (518-12)
Consecutive 50 Point Games - 3, 1986
Most Touchdowns - 70, 1993
Most PAT Made - 59, 1993
Most Field Goals Made - 23, 1987

FIRST DOWNS

Most First Downs - 350, 1993
Most Rushing First Downs - 152, 1987
Most Passing First Downs - 184, 1993
Most Penalty First Downs - 26, 1989

PUNTING

Most Punts - 81, 1973
Fewest Punts - 35, 1988 and 1993
Highest Average Per Punt - 45.2, 1981 (2,941-65)

PUNT RETURNS

Most Punt Returns - 44, 1970
Fewest Punt Returns - 14, 1960
Most Yards - 649, 1988
Highest Average Per Punt Return - 15.5, 1988 (649-42)
Most Touchdowns - 4, 1979

KICKOFF RETURNS

Most Kickoff Returns - 56, 1973
Fewest Kickoff Returns - 15, 1962 and 1964
Most Yards - 998, 1974
Highest Average Per Kickoff Return - 30.3, 1992 (819-27)
Most Touchdowns - 3, 1992

The 1993 offense averaged more yards per game (548) than any in Florida State history.



Bruising linebacker Paul Piurowski and his teammates on the 1980 defense allowed just eight touchdowns all year.



FUMBLES

Most Fumbles - 42, 1969
 Most Fumbles Lost - 27, 1969
 Fewest Fumbles - 10, 1966
 Fewest Fumbles Lost - 5, 1965 and 1966

PENALTIES

Most Penalties - 102, 1993

Most Yards Penalized - 895, 1989
 Fewest Penalties - 40, 1976
 Fewest Yards Penalized - 423, 1976

SINGLE SEASON DEFENSE

TOTAL DEFENSE

Fewest Yards - 1,811, 1964
 Fewest Yards Per Game - 181.1, 1964 (1,811-10)
 Lowest Average Per Play - 3.3, 1964 (3,410-658)
 Fewest Touchdowns - 8, 1980

RUSHING DEFENSE

Fewest Yards - 750, 1964
 Fewest Yards Per Game - 75.0, 1964 (750-10)
 Lowest Average Per Play - 2.1, 1964 (750-355)
 Fewest Touchdowns - 2, 1980

PASSING DEFENSE

Fewest Yards - 675, 1958
 Fewest Yards Per Game - 63.5, 1975 (698-11)
 Fewest Yards Per Attempt - 4.7, 1962 (693-148)
 Fewest Yards Per Completion - 10.3, 1962 (693-67)
 Lowest Completion Percentage - 34.1, 1979 (91-267)
 Fewest Touchdowns - 2, 1956, 1958, 1963 and 1964
 Most Interceptions - 25, 1968 and 1991
 Most Yards on Interceptions - 335, 1991
 Most TDs on Interceptions - 6, 1988

SCORING DEFENSE

Fewest Points - 66, 1964
 Fewest Points Per Game - 6.6, 1964 (66-10)

FIRST DOWNS

Fewest First Downs - 90, 1962
 Fewest Rushing First Downs - 45, 1962
 Fewest Passing First Downs - 28, 1958
 Fewest Penalty First Downs - 2, 1957

KICKOFF RETURNS

Lowest Average Per Kickoff Return - 15.7, 1962 (502-32)

PUNT RETURNS

Lowest Average Per Punt Return - 1.8, 1989 (22-12)
 Most Punts Returned for TD - 4, 1984

BLOCKED KICKS

Most Blocked Kicks - 9, 1982 and 1984
 Most Blocked Punts - 8, 1984
 Most Blocked Field Goals - 4, 1970
 Most TDs off Blocked Kicks - 6, 1984
 Most TDs off Blocked Punts - 5, 1984
 Most TDs off Blocked Field Goals - 1, Many Years (latest 1984)

FUMBLES

Most Fumbles Caused - 45, 1979
 Most Fumbles Recovered - 26, 1957

YEAR-BY-YEAR RECORDS

TOTAL OFFENSE

| YEAR | NAME | PLAYS | YARDS | TD |
|------|------------------|-------|-------|----|
| 1955 | Len Swantic | 116 | 595 | 6 |
| 1956 | Lee Corso | 147 | 725 | 8 |
| 1957 | Bobby Renn | 148 | 680 | 6 |
| 1958 | Fred Pickard | 122 | 602 | 4 |
| 1959 | Joe Majors | 227 | 1141 | 10 |
| 1960 | Ed Trancygier | 152 | 695 | 9 |
| 1961 | Eddie Feely | 181 | 722 | 7 |
| 1962 | Eddie Feely | 165 | 982 | 7 |
| 1963 | Steve Tensi | 169 | 852 | 9 |
| 1964 | Steve Tensi | 215 | 1635 | 15 |
| 1965 | Ed Pritchett | 325 | 1455 | 7 |
| 1966 | Gary Pajcic | 290 | 1735 | 9 |
| 1967 | Kim Hammond | 297 | 2074 | 17 |
| 1968 | Bill Cappleman | 349 | 2342 | 26 |
| 1969 | Bill Cappleman | 417 | 2135 | 14 |
| 1970 | Tommy Warren | 259 | 1713 | 12 |
| 1971 | Gary Huff | 386 | 2653 | 24 |
| 1972 | Gary Huff | 429 | 2770 | 26 |
| 1973 | Billy Sexton | 168 | 765 | 4 |
| 1974 | Ron Coppess | 215 | 909 | 3 |
| 1975 | Clyde Walker | 241 | 1424 | 11 |
| 1976 | Jimmy Black | 308 | 1836 | 11 |
| 1977 | Wally Woodham | 195 | 1263 | 13 |
| 1978 | Jimmy Jordan | 224 | 1330 | 15 |
| 1979 | Jimmy Jordan | 202 | 1107 | 13 |
| 1980 | Rick Stockstill | 272 | 1282 | 17 |
| 1981 | Rick Stockstill | 292 | 1247 | 11 |
| 1982 | Kelly Lowrey | 253 | 1670 | 15 |
| 1983 | Kelly Lowrey | 279 | 1686 | 20 |
| 1984 | Eric Thomas | 239 | 1277 | 14 |
| 1985 | Chip Ferguson | 161 | 976 | 13 |
| 1986 | Danny McManus | 126 | 903 | 9 |
| 1987 | Danny McManus | 276 | 1950 | 15 |
| 1988 | Chip Ferguson | 212 | 1706 | 16 |
| 1989 | Peter Tom Willis | 377 | 3004 | 22 |
| 1990 | Casey Weldon | 211 | 1621 | 12 |
| 1991 | Casey Weldon | 351 | 2497 | 22 |
| 1992 | Charlie Ward | 465 | 3151 | 28 |
| 1993 | Charlie Ward | 445 | 3371 | 31 |
| 1994 | Danny Kanell | 407 | 2654 | 18 |

| | | | | | |
|------|-----------------|-----|------|-----|----|
| 1971 | Paul Magalski | 106 | 516 | 4.9 | 3 |
| 1972 | Hodges Mitchell | 192 | 944 | 4.9 | 3 |
| 1973 | Hodges Mitchell | 171 | 669 | 3.9 | 2 |
| 1974 | Larry Key | 123 | 602 | 4.9 | 3 |
| 1975 | Leon Bright | 162 | 675 | 4.2 | 3 |
| 1976 | Larry Key | 144 | 712 | 4.9 | 4 |
| 1977 | Larry Key | 239 | 1117 | 4.7 | 3 |
| 1978 | Homes Johnson | 183 | 817 | 4.5 | 4 |
| 1979 | Mark Lyles | 225 | 1011 | 4.5 | 8 |
| 1980 | Sam Platt | 224 | 983 | 4.4 | 6 |
| 1981 | Greg Allen | 139 | 888 | 6.4 | 3 |
| 1982 | Ricky Williams | 134 | 857 | 6.4 | 3 |
| 1983 | Greg Allen | 200 | 1134 | 5.7 | 13 |
| 1984 | Greg Allen | 133 | 971 | 7.3 | 8 |
| 1985 | Tony Smith | 111 | 678 | 6.1 | 4 |
| 1986 | Victor Floyd | 129 | 654 | 5.1 | 6 |
| 1987 | Sammie Smith | 172 | 1230 | 7.1 | 7 |
| 1988 | Sammie Smith | 108 | 577 | 5.3 | 4 |
| 1989 | Dexter Carter | 131 | 684 | 5.2 | 8 |
| 1990 | Amp Lee | 158 | 825 | 5.2 | 16 |
| 1991 | Amp Lee | 186 | 977 | 5.3 | 11 |
| 1992 | Tiger McMillon | 116 | 579 | 5.0 | 3 |
| 1993 | Sean Jackson | 134 | 825 | 6.2 | 5 |
| 1994 | Warrick Dunn | 152 | 1026 | 6.8 | 8 |

PASSING

| YEAR | NAME | ATT | COMP | INT | YDS | TD |
|------|------------------|-----|------|-----|------|----|
| 1955 | Len Swantic | 73 | 37 | 5 | 576 | 2 |
| 1956 | Lee Corso | 59 | 32 | 5 | 369 | 5 |
| 1957 | Bobby Renn | 54 | 23 | 4 | 263 | 2 |
| 1958 | Vic Prinzi | 71 | 40 | 5 | 480 | 7 |
| 1959 | Joe Majors | 168 | 90 | 7 | 1063 | 7 |
| 1960 | Ed Trancygier | 97 | 38 | 10 | 552 | 6 |
| 1961 | Eddie Feely | 83 | 48 | 3 | 471 | 4 |
| 1962 | Steve Tensi | 121 | 60 | 2 | 796 | 6 |
| 1963 | Steve Tensi | 147 | 71 | 9 | 915 | 9 |
| 1964 | Steve Tensi | 204 | 121 | 10 | 1681 | 14 |
| 1965 | Ed Pritchett | 247 | 110 | 14 | 1225 | 5 |
| 1966 | Gary Pajcic | 232 | 125 | 9 | 1590 | 8 |
| 1967 | Kim Hammond | 241 | 140 | 10 | 1991 | 15 |
| 1968 | Bill Cappleman | 287 | 162 | 11 | 2410 | 25 |
| 1969 | Bill Cappleman | 344 | 183 | 18 | 2467 | 14 |
| 1970 | Tommy Warren | 190 | 97 | 10 | 1594 | 11 |
| 1971 | Gary Huff | 327 | 184 | 18 | 2736 | 23 |
| 1972 | Gary Huff | 385 | 206 | 23 | 2893 | 25 |
| 1973 | Billy Sexton | 128 | 51 | 12 | 754 | 4 |
| 1974 | Ron Coppess | 145 | 78 | 7 | 817 | 2 |
| 1975 | Clyde Walker | 203 | 117 | 8 | 1619 | 10 |
| 1976 | Jimmy Black | 179 | 104 | 9 | 1535 | 9 |
| 1977 | Wally Woodham | 154 | 94 | 9 | 1270 | 8 |
| 1978 | Jimmy Jordan | 199 | 108 | 9 | 1427 | 14 |
| 1979 | Jimmy Jordan | 180 | 87 | 14 | 1173 | 13 |
| 1980 | Rick Stockstill | 201 | 121 | 8 | 1377 | 15 |
| 1981 | Rick Stockstill | 238 | 122 | 14 | 1356 | 11 |
| 1982 | Kelly Lowrey | 217 | 113 | 8 | 1671 | 11 |
| 1983 | Kelly Lowrey | 233 | 131 | 12 | 1720 | 12 |
| 1984 | Eric Thomas | 161 | 78 | 4 | 1218 | 14 |
| 1985 | Chip Ferguson | 130 | 70 | 8 | 990 | 11 |
| 1986 | Danny McManus | 112 | 65 | 2 | 872 | 7 |
| 1987 | Danny McManus | 264 | 138 | 9 | 1964 | 14 |
| 1988 | Chip Ferguson | 194 | 122 | 11 | 1714 | 16 |
| 1989 | Peter Tom Willis | 346 | 211 | 9 | 3124 | 20 |

RUSHING

| YEAR | NAME | NO | YARDS | AVG | TD |
|------|------------------|-----|-------|-----|----|
| 1955 | Lee Corso | 111 | 431 | 3.9 | 3 |
| 1956 | Bobby Renn | 105 | 596 | 5.7 | 2 |
| 1957 | Fred Pickard | 86 | 463 | 5.4 | 2 |
| 1958 | Fred Pickard | 122 | 615 | 5.0 | 4 |
| 1959 | Fred Pickard | 131 | 481 | 3.7 | 4 |
| 1960 | Bud Whitehead | 81 | 293 | 3.6 | 2 |
| 1961 | Keith Kindermann | 81 | 385 | 4.8 | 1 |
| 1962 | Gene Roberts | 75 | 299 | 4.0 | 0 |
| 1963 | Dave Snyder | 107 | 500 | 4.7 | 3 |
| 1964 | Phil Spooner | 136 | 516 | 3.8 | 5 |
| 1965 | Jim Mankins | 85 | 326 | 3.8 | 1 |
| 1966 | Bill Moremen | 123 | 480 | 3.9 | 7 |
| 1967 | Bill Moremen | 94 | 439 | 4.7 | 5 |
| 1968 | Tom Bailey | 116 | 570 | 4.9 | 2 |
| 1969 | Tom Bailey | 144 | 630 | 4.4 | 2 |
| 1970 | Tom Bailey | 121 | 514 | 4.2 | 2 |



Lee Corso



Kim Hammond



Lawrence Dawsey led the Seminoles in receiving in 1989 and 1990 coming just a yard short of 1,000 as a senior.

| | | | | | | |
|------|--------------|-----|-----|----|------|----|
| 1990 | Casey Weldon | 182 | 112 | 4 | 1600 | 12 |
| 1991 | Casey Weldon | 313 | 189 | 8 | 2527 | 22 |
| 1992 | Charlie Ward | 365 | 204 | 17 | 2647 | 22 |
| 1993 | Charlie Ward | 380 | 264 | 4 | 3032 | 27 |
| 1994 | Danny Kanell | 380 | 227 | 13 | 2781 | 17 |

RECEIVING

| YEAR | NAME | NO | YARDS | TD |
|------|------------------|----|-------|----|
| 1955 | Tom Feamster | 18 | 258 | 1 |
| 1956 | Joe Holt | 16 | 140 | 3 |
| | Ron Schomburger | 16 | 140 | 0 |
| 1957 | Bob Nellums | 21 | 217 | 2 |
| 1958 | Jack Espenship | 18 | 200 | 1 |
| 1959 | Bud Whitehead | 31 | 320 | 2 |
| 1960 | Bud Whitehead | 23 | 212 | 1 |
| 1961 | Jim Daniel | 10 | 113 | 0 |
| | Tom Hillabrand | 10 | 66 | 0 |
| 1962 | Keith Kindermann | 21 | 275 | 2 |
| 1963 | Fred Biletnikoff | 24 | 358 | 4 |
| 1964 | Fred Biletnikoff | 57 | 987 | 11 |
| 1965 | Max Wettstein | 24 | 365 | 3 |
| 1966 | Ron Sellers | 56 | 874 | 3 |
| 1967 | Ron Sellers | 70 | 1228 | 8 |
| 1968 | Ron Sellers | 86 | 1496 | 12 |
| 1969 | Jim Tyson | 49 | 720 | 4 |
| 1970 | Rhett Dawson | 54 | 946 | 5 |
| 1971 | Rhett Dawson | 62 | 817 | 7 |
| 1972 | Barry Smith | 69 | 1243 | 12 |
| 1973 | Mike Shumann | 21 | 280 | 2 |
| 1974 | Mike Shumann | 43 | 515 | 3 |
| 1975 | Mike Shumann | 38 | 730 | 5 |
| 1976 | Ed Beckman | 37 | 521 | 3 |

| | | | | |
|------|------------------|----|-----|---|
| 1977 | Roger Overby | 38 | 626 | 5 |
| 1978 | Jackie Flowers | 43 | 757 | 7 |
| 1979 | Jackie Flowers | 37 | 622 | 7 |
| 1980 | Michael Whiting | 25 | 203 | 0 |
| 1981 | Michael Whiting | 29 | 211 | 2 |
| 1982 | Tony Johnson | 30 | 500 | 2 |
| 1983 | Weegie Thompson | 31 | 502 | 3 |
| | Jessie Hester | 31 | 576 | 6 |
| 1984 | Jessie Hester | 42 | 832 | 9 |
| 1985 | Hassan Jones | 34 | 738 | 5 |
| 1986 | Herb Gainer | 27 | 441 | 5 |
| 1987 | Herb Gainer | 30 | 478 | 6 |
| 1988 | Terry Anthony | 32 | 550 | 8 |
| 1989 | Lawrence Dawsey | 38 | 683 | 4 |
| 1990 | Lawrence Dawsey | 65 | 999 | 7 |
| 1991 | Shannon Baker | 30 | 451 | 4 |
| 1992 | Tamarick Vanover | 42 | 581 | 4 |
| 1993 | Kez McCorvey | 74 | 966 | 6 |
| 1994 | Kez McCorvey | 59 | 870 | 4 |

SCORING

| YEAR | NAME | TD | PAT | CV | FG | PTS |
|------|------------------|----|-------|----|-------|-----|
| 1955 | Len Swantic | 4 | | | | 24 |
| | Buck Metts | 4 | | | | 24 |
| 1956 | Bob Nellums | 5 | 1-2 | | | 31 |
| 1957 | Bob Nellums | 5 | 2-3 | | | 32 |
| 1958 | Bobby Renn | 7 | | 1 | | 44 |
| 1959 | Fred Pickard | 7 | | 1 | | 44 |
| 1960 | Bill Whitehead | 3 | | | | 18 |
| | Ed Trancygier | 3 | | | | 18 |
| 1961 | Eddie Feely | 3 | | | | 18 |
| 1962 | Keith Kindermann | 5 | | | | 30 |
| 1963 | Larry Brinkley | 5 | | 1 | | 32 |
| 1964 | Fred Biletnikoff | 11 | | 1 | | 68 |
| 1965 | Gene Roberts | | 10-14 | | 7-12 | 31 |
| 1966 | Jim Mankins | 10 | | | | 60 |
| 1967 | Grant Guthrie | | 26-27 | | 9-14 | 53 |
| 1968 | Ron Sellers | 12 | | | | 72 |
| 1969 | Grant Guthrie | | 15-17 | | 11-18 | 48 |
| 1970 | Frank Fontes | | 22-24 | | 14-27 | 64 |
| 1971 | Frank Fontes | | 30-31 | | 13-24 | 69 |
| 1972 | Barry Smith | 14 | | 1 | | 86 |
| 1973 | Ahmet Askin | | 8-9 | | 4-9 | 20 |
| 1974 | Ahmet Askin | | 14-15 | | 4-14 | 26 |
| 1975 | Rudy Thomas | 6 | | | | 36 |
| | Larry Key | 6 | | | | 36 |
| 1976 | Dave Cappelen | | 16-20 | | 9-17 | 43 |
| 1977 | Dave Cappelen | | 27-29 | | 13-20 | 66 |
| 1978 | Dave Cappelen | | 39-40 | | 7-12 | 60 |
| 1979 | Dave Cappelen | | 29-30 | | 14-22 | 71 |
| 1980 | Bill Capece | | 39-39 | | 22-30 | 104 |
| 1981 | Mike Rendina | | 25-27 | | 9-15 | 52 |
| 1982 | Greg Allen | 21 | | | | 126 |
| 1983 | Greg Allen | 13 | | 1 | | 80 |
| 1984 | Derek Schmidt | | 42-42 | | 17-24 | 93 |
| 1985 | Derek Schmidt | | 44-44 | | 18-25 | 98 |
| 1986 | Derek Schmidt | | 41-42 | | 15-24 | 86 |
| 1987 | Derek Schmidt | | 47-50 | | 23-31 | 116 |
| 1988 | Richie Andrews | | 57-58 | | 5-13 | 72 |
| 1989 | Richie Andrews | | 34-35 | | 8-13 | 58 |
| 1990 | Amp Lee | 18 | | | | 108 |
| 1991 | Amp Lee | 14 | | | | 84 |
| 1992 | Dan Mowrey | | 51-55 | | 10-18 | 81 |
| 1993 | Scott Bentley | | 56-64 | | 13-20 | 95 |
| 1994 | Zack Crockett | 11 | | | | 66 |

S E A S O N L E A D E R S

TOTAL OFFENSE

| NAME, YEAR | PLAYS | YARDS |
|---------------------------|-------|-------|
| 1. Charlie Ward, 1993 | 445 | 3371 |
| 2. Charlie Ward, 1992 | 465 | 3151 |
| 3. Peter Tom Willis, 1989 | 377 | 3004 |
| 4. Gary Huff, 1972 | 429 | 2770 |
| 5. Danny Kanell, 1994 | 407 | 2654 |
| 6. Gary Huff, 1971 | 386 | 2653 |
| 7. Casey Weldon, 1991 | 351 | 2497 |
| 8. Bill Cappleman, 1968 | 349 | 2342 |
| 9. Bill Cappleman, 1969 | 417 | 2135 |
| 10. Kim Hammond, 1967 | 297 | 2074 |

RUSHING YARDAGE

| NAME, YEAR | CARRIES | YARDS |
|--------------------------|---------|-------|
| 1. Sammie Smith, 1987 | 172 | 1230 |
| 2. Greg Allen, 1983 | 200 | 1134 |
| 3. Warrick Dunn | 152 | 1026 |
| 4. Larry Key, 1977 | 239 | 1117 |
| 5. Mark Lyles, 1979 | 225 | 1011 |
| 6. Sam Platt, 1980 | 224 | 983 |
| 7. Amp Lee, 1991 | 186 | 977 |
| 8. Greg Allen, 1984 | 133 | 971 |
| 9. Hodges Mitchell, 1972 | 192 | 944 |
| 10. Greg Allen, 1981 | 139 | 888 |

RUSHING TOUCHDOWNS

| NAME, YEAR | TD |
|-------------------------|----|
| 1. Greg Allen, 1982 | 20 |
| 2. Amp Lee, 1990 | 16 |
| 3. Dayne Williams, 1987 | 15 |
| 4. Greg Allen, 1983 | 13 |
| 5. Amp Lee, 1991 | 11 |
| Zack Crockett, 1994 | 11 |
| 7. William Floyd, 1992 | 9 |
| 8. Dexter Carter, 1989 | 8 |
| Greg Allen, 1984 | 8 |
| Greg Allen, 1983 | 8 |
| Kelly Lowrey, 1983 | 8 |
| Mark Lyles, 1979 | 8 |
| Jim Mankins, 1966 | 8 |

PASSES COMPLETED

| NAME, YEAR | ATT | COMP |
|---------------------------|-----|------|
| 1. Charlie Ward, 1993 | 380 | 264 |
| 2. Danny Kanell, 1994 | 380 | 227 |
| 3. Peter Tom Willis, 1989 | 346 | 211 |
| 4. Gary Huff, 1972 | 385 | 206 |
| 5. Charlie Ward, 1992 | 365 | 204 |
| 6. Casey Weldon, 1991 | 313 | 189 |
| 7. Gary Huff, 1971 | 327 | 184 |
| 8. Bill Cappleman, 1969 | 344 | 183 |
| 9. Bill Cappleman, 1968 | 287 | 162 |
| 10. Kim Hammond, 1967 | 241 | 140 |

PASSING YARDAGE

| NAME, YEAR | YARDS |
|---------------------------|-------|
| 1. Peter Tom Willis, 1989 | 3124 |
| 2. Charlie Ward, 1993 | 3032 |
| 3. Gary Huff, 1972 | 2893 |
| 4. Danny Kanell, 1994 | 2781 |
| 5. Gary Huff, 1971 | 2736 |
| 6. Charlie Ward, 1992 | 2647 |
| 7. Casey Weldon, 1991 | 2527 |
| 8. Bill Cappleman, 1969 | 2467 |
| 9. Bill Cappleman, 1968 | 2410 |
| 10. Kim Hammond, 1967 | 1991 |

TOUCHDOWN PASSES

| NAME, YEAR | TD |
|---------------------------|----|
| 1. Charlie Ward, 1993 | 27 |
| 2. Gary Huff, 1972 | 25 |
| Bill Cappleman, 1968 | 25 |
| 4. Gary Huff, 1971 | 23 |
| 5. Casey Weldon, 1991 | 22 |
| Charlie Ward, 1992 | 22 |
| 7. Peter Tom Willis, 1989 | 20 |
| 8. Danny Kanell, 1994 | 17 |
| 9. Chip Ferguson, 1988 | 16 |
| 10. Kim Hammond, 1967 | 15 |
| Rick Stockstill, 1980 | 15 |

RECEPTIONS

| NAME, YEAR | CATCHES |
|---------------------------|---------|
| 1. Ron Sellers, 1968 | 86 |
| 2. Kez McCorvey, 1993 | 74 |
| 3. Ron Sellers, 1967 | 70 |
| 4. Barry Smith, 1972 | 69 |
| 5. Lawrence Dawsey, 1990 | 65 |
| 6. Rhett Dawson, 1971 | 62 |
| 7. Kez McCorvey, 1994 | 59 |
| 8. Fred Biletnikoff, 1964 | 57 |
| 9. Ron Sellers, 1966 | 56 |
| 10. Rhett Dawson, 1970 | 54 |

RECEIVING YARDAGE

| NAME, YEAR | YARDS |
|---------------------------|-------|
| 1. Ron Sellers, 1968 | 1496 |
| 2. Barry Smith, 1972 | 1243 |
| 3. Ron Sellers, 1967 | 1228 |
| 4. Lawrence Dawsey, 1990 | 999 |
| 5. Fred Biletnikoff, 1964 | 987 |
| 6. Kez McCorvey, 1993 | 966 |
| 7. Rhett Dawson, 1970 | 946 |
| 8. Ron Sellers, 1966 | 874 |
| 9. Kez McCorvey, 1994 | 870 |
| 10. Jessie Hester, 1984 | 832 |



Gary Huff



Amp Lee

TOUCHDOWN CATCHES

| NAME, YEAR | TD |
|---------------------------|----|
| 1. Barry Smith, 1972 | 13 |
| 2. Ron Sellers, 1968 | 12 |
| 3. Fred Biletnikoff, 1964 | 11 |
| 4. Jessie Hester, 1984 | 9 |
| Lawrence Dawsey, 1988 | 9 |
| 6. Ron Sellers, 1967 | 8 |
| Terry Anthony, 1988 | 8 |
| Terry Anthony, 1989 | 8 |
| 9. Rhett Dawson, 1971 | 7 |
| Jackie Flowers, 1978 | 7 |
| Sam Platt, 1978 | 7 |
| Jackie Flowers, 1979 | 7 |
| Hassan Jones, 1984 | 7 |
| Lawrence Dawsey, 1990 | 7 |
| Kevin Knox, 1993 | 7 |

FSU assistant coach Odell Haggins was an outstanding noseguard for the Seminoles and his eight sacks in 1987 still ranks among the top ten performances.

TACKLES

| NAME, YEAR | TKLS | ASTS | TOTAL |
|-------------------------|------|------|-------|
| 1. Aaron Carter, 1977 | 82 | 99 | 181 |
| 2. Reggie Herring, 1980 | 92 | 78 | 170 |
| 3. Dale McCullers, 1968 | 102 | 61 | 163 |
| 4. Henry Taylor, 1984 | 80 | 79 | 159 |
| 5. Jimmy Heggins, 1977 | 67 | 90 | 157 |
| 6. Paul McGowan, 1987 | 97 | 53 | 150 |



TACKLES FOR LOSS

| NAME, YEAR | TFL |
|-------------------------|-----|
| 1. Ron Simmons, 1979 | 17 |
| 2. Ron Simmons, 1977 | 13 |
| Marvin Jones, 1991 | 13 |
| 4. Scott Warren, 1977 | 12 |
| Alphonso Carreker, 1983 | 12 |
| Paul McGowan, 1985 | 12 |
| 7. Paul McGowan, 1987 | 11 |
| Howard Dinkins, 1990 | 11 |
| 9. Arthur Scott, 1979 | 10 |
| 10. Ken Alexander, 1993 | 9 |
| Derrick Alexander, 1994 | 9 |

QUARTERBACK SACKS

| NAME, YEAR | SACKS |
|----------------------------|-------|
| 1. Ron Simmons, 1977 | 12 |
| 2. Carl Simpson, 1991 | 11 |
| Reinard Wilson, 1994 | 11 |
| 4. Anthony Moss, 1990 | 10.5 |
| 5. Willie Jones, 1978 | 10 |
| 6. Carl Simpson, 1992 | 9 |
| 7. Shelton Thompson, 1989 | 8.5 |
| 8. Alphonso Carreker, 1982 | 8 |
| Gerald Nichols, 1984 | 8 |
| Odell Haggins, 1987 | 8 |
| Reggie Freeman, 1992 | 8 |

INTERCEPTIONS

| NAME, YEARS | INT |
|--------------------------|-----|
| 1. Terrell Buckley, 1991 | 12 |
| 2. Curt Campbell, 1951 | 8 |
| Monk Bonasorte, 1979 | 8 |
| 4. LeRoy Butler, 1989 | 7 |
| Corey Sawyer, 1992 | 7 |
| 6. Ted Hewitt, 1949 | 6 |
| Tommy Brown, 1952 | 6 |
| Lee Corso, 1954 | 6 |
| Tom Feamster, 1954 | 6 |
| Bud Whitehead, 1959 | 6 |
| Winfred Bailey, 1964 | 6 |
| J.T. Thomas, 1970 | 6 |
| Bobby Butler, 1979 | 6 |
| Larry Harris, 1982 | 6 |
| Terrell Buckley, 1990 | 6 |
| Corey Sawyer, 1993 | 6 |

SCORING

| NAME, YEAR | TD | PAT | FG | PTS |
|-------------------------|----|-------|-------|-----|
| 1. Greg Allen, 1982 | 21 | | | 126 |
| 2. Derek Schmidt, 1987 | | 47-50 | 23-31 | 116 |
| 3. Amp Lee, 1990 | 18 | | | 108 |
| 4. Bill Capece, 1980 | | 38-38 | 22-30 | 104 |
| 5. Derek Schmidt, 1985 | | 44-44 | 18-25 | 98 |
| 6. Scott Bentley, 1993 | | 56-64 | 13-20 | 95 |
| 7. Derek Schmidt, 1984 | | 42-42 | 17-24 | 93 |
| 8. Richie Andrews, 1990 | | 52-54 | 13-18 | 91 |
| 9. Dayne Williams, 1987 | 15 | | | 90 |
| 10. Barry Smith, 1972 | 14 | | | 86 |
| Derek Schmidt, 1986 | | 41-42 | 15-24 | 86 |

C A R E E R L E A D E R S

TOTAL OFFENSE

| | NAME, YEARS | PLAYS | YARDS |
|-----|---------------------------|-------|-------|
| 1. | Charlie Ward (89-93) | 931 | 6636 |
| 2. | Gary Huff (70-72) | 921 | 6086 |
| 3. | Casey Weldon (88-91) | 617 | 4643 |
| 4. | Bill Cappleman (67-69) | 777 | 4499 |
| 5. | Peter Tom Willis (86-89) | 546 | 4107 |
| 6. | Greg Allen (81-84) | 624 | 3769 |
| 7. | Jimmy Jordan (76-79) | 678 | 3764 |
| 8. | Chip Ferguson (85-88) | 578 | 3746 |
| 9. | Wally Woodham (75, 77-79) | 573 | 3531 |
| 10. | Kelly Lowrey (80-83) | 450 | 3429 |

PASSING YARDAGE

| | NAME, YEARS | YARDS |
|-----|---------------------------|-------|
| 1. | Gary Huff (70-72) | 6378 |
| 2. | Charlie Ward (89-93) | 5747 |
| 3. | Bill Cappleman (67-69) | 4904 |
| 4. | Casey Weldon (88-91) | 4628 |
| 5. | Peter Tom Willis (86-89) | 4291 |
| 6. | Jimmy Jordan (76-79) | 4144 |
| 7. | Chip Ferguson (85-88) | 3846 |
| 8. | Wally Woodham (75, 77-79) | 3550 |
| 9. | Kelly Lowrey (80-83) | 3469 |
| 10. | Danny Kanell (92-94) | 3415 |

RUSHING YARDAGE

| | NAME, YEARS | CARRIES | YARDS |
|-----|-------------------------|---------|-------|
| 1. | Greg Allen (81-84) | 624 | 3769 |
| 2. | Larry Key (74-77) | 625 | 2953 |
| 3. | Sammie Smith (85-88) | 411 | 2539 |
| 4. | Mark Lyles (76-79) | 515 | 2218 |
| 5. | Sean Jackson (90-93) | 347 | 2133 |
| 6. | Amp Lee (89-91) | 405 | 2092 |
| 7. | Dexter Carter (86-89) | 327 | 1788 |
| 8. | Tom Bailey (68-70) | 381 | 1714 |
| 9. | Ricky Williams (79-82) | 320 | 1625 |
| 10. | Hodges Mitchell (72-73) | 363 | 1613 |

TOUCHDOWN PASSES

| | NAME, YEARS | TD |
|-----|-----------------------------|----|
| 1. | Gary Huff (70-72) | 52 |
| 2. | Charlie Ward (89-93) | 49 |
| 3. | Casey Weldon (88-91) | 41 |
| 4. | Bill Cappleman (67-69) | 39 |
| | Jimmy Jordan (76-79) | 39 |
| 6. | Chip Ferguson (85-88) | 34 |
| 7. | Peter Tom Willis (86-89) | 33 |
| 8. | Steve Tensi (62-64) | 28 |
| 9. | Rick Stockstill (77, 79-81) | 26 |
| 10. | Danny McManus (84-87) | 25 |
| | Danny Kanell (92-94) | 25 |


Bill Cappleman passed for nearly 5,000 yards over his career in the late 1960s making Florida State one of the most progressive offensive schools in college football history.

RUSHING TOUCHDOWNS

| | NAME, YEARS | TD |
|----|------------------------|----|
| 1. | Greg Allen (81-84) | 44 |
| 2. | Amp Lee (89-91) | 30 |
| 3. | Dayne Williams (86-88) | 24 |
| 4. | Mark Lyles (76-79) | 20 |
| 5. | Dexter Carter (86-89) | 17 |
| 6. | William Floyd (91-93) | 16 |
| 7. | Sammie Smith (86-88) | 15 |
| 8. | Bill Moremen (65-67) | 14 |
| 9. | Sean Jackson (90-93) | 13 |
| | Edgar Bennett (87-91) | 13 |
| | Kelly Lowrey (80-83) | 13 |
| | Larry Key (74-77) | 13 |

PASSES COMPLETED

| | NAME, YEARS | ATT | COMP |
|-----|---------------------------|-----|------|
| 1. | Charlie Ward (89-93) | 759 | 473 |
| 2. | Gary Huff (70-72) | 796 | 436 |
| 3. | Bill Cappleman (67-69) | 636 | 349 |
| 4. | Casey Weldon (88-91) | 545 | 323 |
| 5. | Peter Tom Willis (86-89) | 500 | 304 |
| 6. | Jimmy Jordan (76-79) | 594 | 297 |
| 7. | Chip Ferguson (85-88) | 496 | 281 |
| 8. | Wally Woodham (75, 77-79) | 476 | 273 |
| 9. | Danny Kanell (92-94) | 449 | 269 |
| 10. | Kelly Lowrey (80-83) | 464 | 252 |
| | Steve Tensi (62-64) | 472 | 252 |





Barry Smith



Jessie Hester

RECEPTIONS

| NAME, YEARS | CATCHES |
|-----------------------------|---------|
| 1. Ron Sellers (66-68) | 212 |
| 2. Kez McCorvey (91-94) | 189 |
| 3. Mike Shumann (73-75, 77) | 134 |
| 4. Rhett Dawson (69-71) | 128 |
| Lawrence Dawsey (87-90) | 128 |
| 6. Barry Smith (70-72) | 122 |
| 7. Jessie Hester (81-84) | 107 |
| 8. Kevin Knox (90-93) | 102 |
| 9. Jackie Flowers (76-79) | 101 |
| 10. Hassan Jones (82-85) | 98 |

RECEIVING YARDAGE

| NAME, YEARS | YARDS |
|-----------------------------|-------|
| 1. Ron Sellers (66-68) | 3598 |
| 2. Kez McCorvey (91-94) | 2660 |
| 3. Barry Smith (70-72) | 2392 |
| 4. Mike Shumann (73-75, 77) | 2306 |
| 5. Lawrence Dawsey (87-90) | 2129 |
| 6. Jessie Hester (81-84) | 2100 |
| 7. Rhett Dawson (69-71) | 1915 |
| 8. Hassan Jones (82-85) | 1764 |
| 9. Jackie Flowers (76-79) | 1697 |
| 10. Ronald Lewis (86-88) | 1582 |

TOUCHDOWN CATCHES

| NAME, YEARS | TD |
|----------------------------|----|
| 1. Barry Smith (70-72) | 25 |
| 2. Ron Sellers (66-68) | 23 |
| 3. Jessie Hester (81-84) | 21 |
| 4. Lawrence Dawsey (87-90) | 20 |
| 5. Hassan Jones (82-85) | 17 |
| Terry Anthony (86-89) | 17 |
| 7. Kez McCorvey (91-94) | 16 |
| Mike Shumann (73-75, 77) | 16 |
| Fred Biletnikoff (62-64) | 16 |
| 10. Jackie Flowers (76-79) | 14 |

INTERCEPTIONS

| NAME, YEARS | INT |
|----------------------------|-----|
| 1. Terrell Buckley (89-91) | 21 |
| 2. Monk Bonasorte (77-80) | 15 |
| 3. Lee Corso (53-56) | 14 |
| Deion Sanders (85-88) | 14 |
| 5. Corey Sawyer (91-93) | 13 |
| 6. Curt Campbell (50-52) | 12 |
| J.T. Thomas (70-72) | 12 |
| Keith Jones (78-80) | 12 |
| Brian McCrary (81-84) | 12 |
| 10. Walt Sumner (66-68) | 11 |
| Bobby Butler (77-80) | 11 |
| Eric Williams (84-87) | 11 |

QUARTERBACK SACKS

| NAME, YEARS | SACKS |
|---------------------------|-------|
| 1. Ron Simmons (77-80) | 25 |
| 2. Anthony Moss (87-90) | 21.5 |
| Carl Simpson (90-92) | 21.5 |
| 4. Willie Jones (75-78) | 20 |
| Alphonso Carreker (80-83) | 20 |

TACKLES

| NAME, YEARS | TKLS |
|----------------------------|------|
| 1. Aaron Carter (74-77) | 512 |
| 2. Ron Simmons (77-80) | 483 |
| 3. Reggie Herring (77-80) | 452 |
| 4. Paul McGowan (84-87) | 446 |
| 5. Kirk Carruthers (88-91) | 435 |
| 6. Ken Roe (80-83) | 373 |
| 7. Marvin Jones (90-92) | 369 |
| 8. Henry Taylor (81-84) | 344 |

TACKLES FOR LOSS

| NAME, YEARS | TFL |
|------------------------------|-----|
| 1. Ron Simmons (77-80) | 44 |
| 2. Paul McGowan (84-87) | 32 |
| 3. Marvin Jones (90-92) | 27 |
| 4. Scott Warren (76-79) | 22 |
| 5. Derrick Alexander (92-94) | 21 |
| 6. Willie Jones (75-78) | 20 |
| Isaac Williams (82-85) | 20 |
| 8. Arthur Scott (76-80) | 19 |
| Alphonso Carreker (80-83) | 19 |

SCORING

| NAME, YEARS | TD | PAT | CV | FG | PTS |
|---------------------------|-----|-----|----|--------|-----|
| 1. Derek Schmidt (84-87) | 174 | 178 | | 73-104 | 393 |
| 2. Greg Allen (81-84) | 46 | | 1 | | 278 |
| 3. Dave Cappelen (76-79) | 111 | 119 | | 43-71 | 240 |
| 4. Amp Lee (89-91) | 38 | | | | 228 |
| 5. Richie Andrews (87-90) | 143 | 147 | | 26-44 | 221 |
| 6. Barry Smith (70-72) | 27 | | 1 | | 164 |
| 7. Grant Guthrie (67-69) | | 72 | 76 | 28-50 | 156 |
| 8. Dayne Williams (86-88) | 24 | | | | 144 |
| 9. Ron Sellers (66-68) | 23 | | | | 138 |
| 10. Jessie Hester (81-84) | 22 | | 2 | | 136 |



Florida State's 1994 offense became only the fourth in school history to reach 2,000 yards on both the ground and through the air in the same season. The 1982, 1991, and 1993 teams also accomplished the feat.

So balanced was FSU's offense that before Danny Kanell's record setting 40-of-53 passing performance in the regular season tie with Florida, the Seminoles had attempted 388 passes and 385 rushes over 10 games.

Warrick Dunn put himself in the record book last year becoming only the fifth Seminole to rush for over 1,000 yards in a season.

BEST SINGLE-GAME PERFORMANCES

TOTAL OFFENSE

| PLAYER | OPPONENT | YEAR | YDS |
|---------------------|------------------------|------|-----|
| 1. Charlie Ward | Maryland | 1992 | 506 |
| 2. Bill Cappleman | Memphis State | 1969 | 490 |
| 3. Charlie Ward | Florida | 1993 | 475 |
| 4. Peter Tom Willis | Memphis State | 1989 | 452 |
| 5. Bill Cappleman | South Carolina | 1968 | 431 |
| 6. Danny Kanell | Maryland | 1994 | 427 |
| Danny Kanell | Florida | 1994 | 427 |
| 8. Peter Tom Willis | Nebraska (Fiesta Bowl) | 1990 | 414 |
| 9. Danny McManus | Nebraska (Fiesta Bowl) | 1988 | 401 |
| Charlie Ward | Florida | 1992 | 401 |

| | | | |
|---------------------|-----------------------|------|-----|
| 7. Fred Biletnikoff | Oklahoma (Gator Bowl) | 1965 | 192 |
| 8. Fred Biletnikoff | Virginia Tech | 1964 | 182 |
| 9. Jackie Flowers | Louisiana State | 1979 | 174 |
| 10. Lawrence Dawsey | Florida | 1990 | 172 |

RUSHING YARDS

| PLAYER | OPPONENT | YEAR | YDS |
|------------------|-----------------------------|------|-----|
| 1. Greg Allen | Western Carolina | 1981 | 322 |
| 2. Sammie Smith | East Carolina | 1987 | 244 |
| 3. Greg Allen | Arizona State | 1984 | 223 |
| 4. Victor Floyd | South Carolina | 1985 | 212 |
| Sammie Smith | Tulane | 1988 | 212 |
| 6. Sammie Smith | Indiana (All-American Bowl) | 1986 | 205 |
| 7. Greg Allen | Louisiana State | 1981 | 202 |
| 8. Greg Allen | Louisiana State | 1983 | 201 |
| Tony Smith | Oklahoma State | 1982 | 201 |
| 10. Sammie Smith | Miami | 1987 | 189 |
| 11. Sam Platt | Memphis State | 1980 | 188 |
| 12. Warrick Dunn | Georgia Tech | 1994 | 174 |
| 13. Greg Allen | Louisville | 1982 | 173 |
| 14. Larry Key | Auburn | 1977 | 170 |

PASS ATTEMPTS

| PLAYER | OPPONENT | YEAR | PASSES |
|-------------------|-------------------------|------|--------|
| 1. Gary Huff | Florida | 1972 | 58 |
| 2. Danny Kanell | Florida | 1994 | 53 |
| Kim Hammond | Penn State (Gator Bowl) | 1967 | 53 |
| Gary Pajcic | Virginia Tech | 1966 | 53 |
| Charlie Ward | Florida | 1993 | 53 |
| 6. Gary Huff | Houston | 1972 | 51 |
| Danny McManus | Nebraska (Fiesta Bowl) | 1988 | 51 |
| Casey Weldon | Florida | 1991 | 51 |
| 9. Bill Cappleman | Memphis State | 1969 | 50 |
| Charlie Ward | Notre Dame | 1993 | 50 |

PASS COMPLETIONS

| PLAYER | OPPONENT | YEAR | PASSES |
|-------------------|-------------------------|------|--------|
| 1. Danny Kanell | Florida | 1994 | 40 |
| 2. Charlie Ward | Florida | 1993 | 38 |
| 3. Kim Hammond | Penn State (Gator Bowl) | 1967 | 37 |
| 4. Bill Cappleman | Memphis State | 1969 | 31 |
| Charlie Ward | Notre Dame | 1993 | 31 |
| 6. Gary Pajcic | Virginia Tech | 1966 | 28 |
| Kelly Lowrey | East Carolina | 1983 | 28 |
| Danny McManus | Nebraska (Fiesta Bowl) | 1988 | 28 |
| 9. Gary Huff | Houston | 1972 | 27 |
| Gary Huff | Florida | 1972 | 27 |
| Charlie Ward | Florida | 1992 | 27 |
| Charlie Ward | North Carolina State | 1993 | 27 |
| Charlie Ward | North Carolina | 1993 | 27 |
| 14. Gary Huff | Kansas | 1972 | 26 |
| Gary Huff | South Carolina | 1971 | 26 |
| Charlie Ward | Maryland | 1992 | 26 |

PASSING YARDS

| PLAYER | OPPONENT | YEAR | YDS |
|---------------------|------------------------|------|-----|
| 1. Bill Cappleman | Memphis State | 1969 | 508 |
| 2. Peter Tom Willis | Memphis State | 1989 | 482 |
| 3. Charlie Ward | Florida | 1993 | 446 |
| 4. Bill Cappleman | South Carolina | 1968 | 437 |
| 5. Danny Kanell | Maryland | 1994 | 427 |
| 6. Peter Tom Willis | Nebraska (Fiesta Bowl) | 1990 | 422 |
| 7. Gary Huff | Houston | 1972 | 409 |
| 8. Charlie Ward | Maryland | 1992 | 395 |
| 9. Danny McManus | Nebraska (Fiesta Bowl) | 1988 | 375 |
| 10. Gary Huff | Virginia Tech | 1971 | 374 |

RECEIVING YARDS

| PLAYER | OPPONENT | YEAR | YDS |
|-----------------|----------------|------|-----|
| 1. Ron Sellers | Wake Forest | 1968 | 260 |
| 2. Ron Sellers | South Carolina | 1968 | 259 |
| 3. Ron Sellers | Virginia Tech | 1967 | 229 |
| 4. Ron Sellers | Memphis State | 1968 | 218 |
| 5. Ron Sellers | Houston | 1968 | 214 |
| 6. Kez McCorvey | Duke | 1994 | 207 |

| PLAYER | OPPONENT | YEAR | CATCHES |
|------------------|-------------------------|------|---------|
| 1. Ron Sellers | South Carolina | 1968 | 16 |
| 2. Ron Sellers | Wake Forest | 1968 | 14 |
| Ron Sellers | Penn State (Gator Bowl) | 1967 | 14 |
| Ron Sellers | Houston | 1968 | 14 |
| 5. Kent Gaydos | Houston | 1969 | 13 |
| Ron Sellers | Memphis State | 1968 | 13 |
| Ron Sellers | Alabama | 1967 | 13 |
| Ron Sellers | Virginia Tech | 1966 | 13 |
| Fred Biletnikoff | Oklahoma (Gator Bowl) | 1965 | 13 |
| Lawrence Dawsey | Miami | 1990 | 13 |



Kent Gaydos



Sammie Smith

LONGEST PLAYS

LONGEST TOUCHDOWN RUNS
FROM SCRIMMAGE

1. 97 yards, Larry Key vs. Virginia Tech, 1976
2. 95 yards, Sammie Smith vs. Furman, 1987
3. 88 yards, Sean Jackson vs. Wake Forest, 1992
4. 83 yards, Sammie Smith vs. East Carolina, 1987
5. 81 yards, Fred Pickard vs. Virginia Tech, 1957
- 81 yards, Greg Allen vs. Arizona State, 1984
7. 80 yards, Phil Spooner vs. Houston, 1965
8. 78 yards, Buck Metts vs. Stetson, 1964
9. 77 yards, Jessie Hester vs. Miami, 1984
10. 74 yards, Bobby McKinnon vs. Memphis State, 1973

LONGEST RUNS FROM
SCRIMMAGE WITHOUT SCORING

1. 84 yards, Clyde Allen vs. Maryland, 1992
2. 78 yards, LeRoy Butler vs. Clemson, 1988
3. 76 yards, Roy Thompson vs. Stetson, 1951
4. 74 yards, Dexter Carter vs. Memphis State, 1987
5. 66 yards, Greg Allen vs. Louisiana State, 1981
6. 65 yards, Wayne Giardino vs. Oklahoma (Gator Bowl), 1965
- 65 yards, Dennis McKinnon vs. West Virginia (Gator Bowl), 1982
8. 64 yards, Nelson Italiano vs. Troy State, 1951
- 64 yards, Sammie Smith vs. Miami, 1987
10. 63 yards, Lawrence Dawsey vs. Memphis State, 1990

LONGEST TOUCHDOWN PLAYS

1. 100 yards, Leon Bright vs. Virginia Tech, 1974 (KO return)
- 100 yards, Bill Moremen/T.K. Wetherell vs. Kentucky, 1965 (lateral on KO return)
- 100 yards, Deion Sanders vs. Tulsa, 1985 (INT return)
- 100 yards, Keith Ross/Dexter Carter vs. Miami, 1986 (lateral on KO return)
5. 99 yards, Ted Hewitt vs. Stetson, 1948 (INT return)
- 99 yards, Fred Biletnikoff vs. Miami, 1963 (INT return)
7. 97-yard run, Larry Key vs. Virginia Tech, 1976
- 97 yards, Billy Allen vs. Louisiana State, 1981 (KO return)
9. 96-yard pass, Jimmy Jordan to Kurt Unglaub vs. Virginia Tech, 1976
- 96 yards, David Snell vs. Virginia Tech, 1970 (KO return)
- 96 yards, Tamarick Vanover vs. Wake Forest, 1992 (KO return)
12. 95-yard pass, Jimmy Black to Rudy Thomas vs. Southern Mississippi, 1976
- 95 yards, Greg Allen vs. Western Carolina, 1981 (KO return)
- 95 yards, Billy Allen vs. West Virginia (Gator Bowl), 1982 (KO return)
- 95-yard run, Sammie Smith vs. Furman, 1987
16. 94 yards, Bill Moremen/T.K. Wetherell vs. Miami, 1966 (lateral on KO return)
- 94 yards, Tamarick Vanover vs. Miami, 1992 (KO return)
- 94 yards, Leon Fowler vs. Duke, 1992 (INT return)
19. 93 yards, Eddie McMillan vs. Memphis State, 1970 (KO return)
- 93 yards, Larry Key vs. Texas Tech (Tangerine Bowl), 1977 (KO return)
- 93-yard pass, Chip Ferguson to Lawrence Dawsey vs. Southern Miss, 1988

LONGEST FIELD GOALS

1. 54 yards, Derek Schmidt vs. Miami, 1984
2. 53 yards, Grant Guthrie vs. Miami, 1969
- 53 yards, Derek Schmidt vs. Louisville, 1986
- 53 yards, Derek Schmidt vs. Florida, 1987
5. 52 yards, Derek Schmidt vs. Arizona State, 1984
- 52 yards, Mike Rendina vs. Ohio State, 1981

7. 51 yards, Derek Schmidt vs. Memphis State, 1985 (twice)
- 51 yards, Derek Schmidt vs. North Carolina, 1985
- 51 yards, Grant Guthrie vs. Virginia Tech, 1969
11. 50 yards, Bill Capece vs. Pittsburgh, 1980
- 50 yards, Dave Cappelen vs. South Carolina, 1979

LONGEST TOUCHDOWN PASSES

1. 96 yards, Jimmy Jordan to Kurt Unglaub vs. Virginia Tech, 1976
2. 95 yards, Jimmy Black to Rudy Thomas vs. Southern Mississippi, 1976
3. 93 yards, Chip Ferguson to Lawrence Dawsey vs. Southern Mississippi, 1988
4. 91 yards, Jimmy Black to Kurt Unglaub vs. North Texas State, 1976
5. 88 yards, Gary Huff to Barry Smith vs. Kansas, 1971
- 88 yards, Casey Weldon to Amp Lee vs. Tulane, 1989
7. 86 yards, Gary Pajcic to Ron Sellers vs. Wake Forest, 1966
- 86 yards, Charlie Ward to Tamarick Vanover vs. Virginia, 1993
9. 83 yards, Blair Williams to Dennis McKinnon vs. South Carolina, 1982
10. 82 yards, Gary Pajcic to Ron Sellers vs. Maryland, 1968

LONGEST KICKOFF RETURNS

1. 100 yards, Leon Bright vs. Virginia Tech, 1974 (TD)
- 100 yards, Bill Moremen/T.K. Wetherell vs. Kentucky, 1965 (TD, lateral)
- 100 yards, Keith Ross/Dexter Carter vs. Miami, 1986 (TD, lateral)
4. 97 yards, Billy Allen vs. Louisiana State, 1981 (TD)
5. 96 yards, David Snell vs. Virginia Tech, 1970 (TD)
- 96 yards, Tamarick Vanover vs. Wake Forest, 1992 (TD)
7. 95 yards, Greg Allen vs. Western Carolina, 1981 (TD)
- 95 yards, Billy Allen vs. West Virginia (Gator Bowl), 1982 (TD)
9. 94 yards, Bill Moremen/T.K. Wetherell vs. Miami, 1966 (TD, lateral)
- 94 yards, Tamarick Vanover vs. Miami, 1992 (TD)
11. 93 yards, Eddie McMillan vs. Memphis State, 1970 (TD)
- 93 yards, Larry Key vs. Texas Tech (Tangerine Bowl), 1977
13. 90 yards, Eddie McMillan vs. Miami, 1971 (TD)
- 90 yards, Shannon Baker vs. Tulane, 1992 (TD)
15. 89 yards, Bill Odom vs. Virginia Tech, 1955 (TD)

LONGEST PUNT RETURNS

1. 92 yards, Phil Abraira vs. North Carolina State, 1969 (TD)
2. 80 yards, Robert Jackson vs. Virginia Tech, 1974 (TD)
- 80 yards, Bill Odom vs. Stetson, 1954 (TD)
4. 76 yards, Deion Sanders vs. Clemson, 1988 (TD)
5. 75 yards, Walt Sumner vs. Alabama, 1967 (TD)
- 75 yards, Ralph Chaudron vs. Whiting Field, 1949 (TD)
7. 74 yards, Corey Sawyer vs. North Carolina, 1992 (TD)
8. 71 yards, David Snell vs. Louisville, 1970 (TD)
9. 70 yards, Bill Campbell vs. Wake Forest, 1965 (TD)
10. 69 yards, Terrell Buckley vs. Syracuse, 1989 (TD)

LONGEST INTERCEPTION
RETURNS

1. 100 yards, Deion Sanders vs. Tulsa, 1985 (TD)
2. 99 yards, Ted Hewitt vs. Stetson, 1958 (TD)
- 99 yards, Fred Biletnikoff vs. Miami, 1963 (TD)
4. 94 yards, Leon Fowler vs. Duke, 1992 (TD)
5. 87 yards, LeRoy Butler vs. Syracuse, 1989 (TD)
6. 86 yards, Tom Hillabrand vs. Auburn, 1960 (TD)
7. 83 yards, Terrell Buckley vs. Cincinnati, 1990 (TD)
8. 81 yards, Bud Whitehead vs. Wake Forest, 1959 (TD)
9. 74 yards, Dale McCullers vs. Houston, 1967
10. 71 yards, Terrell Buckley vs. Virginia Tech, 1991 (TD)
- 71 yards, Corey Sawyer vs. North Carolina State, 1993



Leon Bright



Bill Capece

THE LAST TIME IT HAPPENED IN A GAME

FLORIDA STATE

TEAM

Rushed for 200 yards - 259 vs. N.C. State, 1994
 Rushed for 300 yards - 332 vs. Notre Dame, 1994
 Rushed for 400 yards - 414 vs. Wake Forest, 1993

Passed for 200 yards - 421 vs. Florida, 1994
 Passed for 300 yards - 421 vs. Florida, 1994
 Passed for 400 yards - 421 vs. Florida, 1994
 Passed for 500 yards - 535 vs. Memphis State, 1989

Gained 400 yards of total offense - 519 vs. Florida, 1994

Gained 500 yards of total offense - 519 vs. Florida, 1994

Gained 600 yards of total offense - 620 vs. Duke, 1994

Gained 700 yards of total offense - 731 vs. Maryland, 1994

Gained 800 yards of total offense - 858 vs. Maryland, 1992

Scored 30 points - 31 vs. Florida, 1994
 Scored 40 points - 41 vs. Georgia Tech, 1994
 Scored 50 points - 59 vs. Duke, 1994
 Scored 60 points - 62 vs. N.C. State, 1993
 Scored 70 points - 70 vs. Tulane, 1992

Scored 3 touchdowns rushing - 3 vs. Florida, 1994
 Scored 4 touchdowns rushing - 5 vs. Duke, 1994
 Scored 5 touchdowns rushing - 5 vs. Duke, 1994
 Scored 6 touchdowns rushing - 6 vs. Maryland, 1992

Made 20 first downs - 27 vs. Florida, 1994
 Made 25 first downs - 27 vs. Florida, 1994
 Made 30 first downs - 31 vs. Duke, 1994
 Made 35 first downs - 37 vs. Maryland, 1994

INDIVIDUAL

Rushed for 100 yards - 122, Warrick Dunn vs. N.C. State, 1994

Rushed for 200 yards - 212, Sammie Smith vs. Tulane, 1988

Rushed for 300 yards - 322, Greg Allen vs. Western Carolina, 1981

Passed for 200 yards - 421, Danny Kanell vs. Florida, 1994

Passed for 300 yards - 421, Danny Kanell vs. Florida, 1994

Passed for 400 yards - 421, Danny Kanell vs. Florida, 1994

Passed for 500 yards - 508, Bill Cappleman vs. Memphis State, 1969 (31-50)

Received for 100 yards - 127, Kez McCorvey vs. Florida, 1994

Received for 150 yards - 207, Kez McCorvey vs. Duke, 1994



Scored 2 touchdowns rushing - 2, Rock Preston vs. N.C. State, 1994

Scored 3 touchdowns rushing - 3, Zack Crockett vs. Duke, 1994

Scored 4 touchdowns rushing - 4, Greg Allen vs. Louisville, 1982

Passed for 3 touchdowns - 3, Danny Kanell vs. Duke, 1994

Passed for 4 touchdowns - 4, Danny Kanell vs. Virginia, 1994

Passed for 5 touchdowns - 5, Danny Kanell vs. Maryland, 1993

Caught 2 touchdown passes - 2, 'OMar Ellison vs. Duke, 1994

Caught 3 touchdown passes - 3, Kez McCorvey vs. Duke, 1992

Caught 4 touchdown passes - 5, Ron Sellers vs. Wake Forest, 1968

Caught 5 touchdown passes - 5, Ron Sellers vs. Wake Forest, 1968

Zack Crockett was the last Seminole to rush for three touchdowns in a game.

Kicked 3 field goals - 3, Dan Mowrey vs. Notre Dame, 1994

Kicked 4 field goals - 4, Scott Bentley vs. Nebraska, 1994 Orange Bowl

Kicked 5 field goals - 5, Bill Capece vs. Pittsburgh, 1980

Kicked 6 PATs - 8, Scott Bentley vs. N.C. State, 1993

Kicked 7 PATs - 8, Scott Bentley vs. N.C. State, 1993

Kicked 8 PATs - 8, Scott Bentley vs. N.C. State, 1993

Kicked 9 PATs - 10, Dan Mowrey vs. Tulane, 1992

Intercepted 2 passes - 2, Corey Sawyer vs. N.C. State, 1993

Intercepted 3 passes - 3, Corey Sawyer vs. N.C. State, 1992

Returned an interception for a TD - Clifton Abraham vs. Wake Forest, 1993 (29)

Returned a punt for a TD - Corey Sawyer vs. North Carolina, 1992 (74)

Recovered a blocked punt for a TD - Clifton Abraham vs. Wake Forest, 1994

Returned a fumble for a TD - Derrick Brooks vs. Clemson, 1993 (83)

Returned a kickoff for a TD - Shannon Baker vs. Tulane, 1992 (90)

Scott Bentley kicked four field goals, including the game winner in the 1994 Orange Bowl win over Nebraska that gave the Seminoles the national championship.



Recorded a safety - Reggie Freeman vs. Georgia Tech, 1992

Blocked a punt - Dulack Guerrier vs. Miami, 1994

Blocked a kick - Tommy Henry vs. Miami, 1992

OPPONENT

TEAM

Rushed for 300 yards - 334, Miami, 1990

Rushed for 400 yards - 413, Auburn, 1985

Passed for 300 yards - 304, Florida, 1994

Passed for 400 yards - 407, Florida, 1993

Gained 400 total yards - 453, Maryland, 1993

Gained 500 total yards - 651, Arizona State, 1984

Gained 600 total yards - 651, Arizona State, 1984

Scored 30 points or more - 31, Florida, 1994

Scored 40 points or more - 41, Miami, 1986

Scored 3 TDs rushing - 4, Notre Dame, 1993

Scored 4 TDs rushing - 4, Notre Dame, 1993

Scored 5 TDs rushing - 5, Auburn, 1985

Passed for 4 TDs - 4, Michigan, 1991

Passed for 5 TDs - 5, Mississippi State, 1978

INDIVIDUAL

Returned an interception for a TD - Carlos Jones, Miami, 1994 (16)

Punt return for a TD - Dana Brinson, Nebraska, 1988 Fiesta Bowl (52)

Returned a kickoff for a TD - Qadry Ismail, Syracuse, 1991 (95)

Blocked a punt - Andrew Carter, Maryland, 1994

Blocked a kick - Kevin Carter, Florida, 1993

Rushed for 100 yards - 121, Tremayne Stephens, N.C. State, 1994

Passed for 200 yards - 304, Danny Wuerffel, Florida, 1994

Passed for 300 yards - 304, Danny Wuerffel, Florida, 1994

Passed for 400 yards - 532, Jeff Van Raaphorst, 1984 (38-59)

Received for 100 yards - 115, Aubrey Hill, Florida, 1994

Received for 150 yards - 152, Terry Smith, Clemson, 1993

Kicked 3 field goals - 4, Scott Sisson, Georgia Tech, 1992

Kicked 4 field goals - 4, Scott Sisson, Georgia Tech, 1992

Kicked 5 field goals - 6, Bobby Raymond, Florida, 1983

Intercepted 2 passes - 2, Marlon Williams, Georgia Tech, 1992

' 9 5 R E C O R D B O O K

FSU SEASON RECORDS

MOST POINTS

- 518 in 1993
- 450 in 1987
- 442 in 1988
- 439 in 1991
- 435 in 1990
- 419 in 1992
- 405 in 1994
- 389 in 1984
- 388 in 1982
- 383 in 1989

MOST TOUCHDOWNS

- 70 in 1993
- 58 in 1988
- 57 in 1990
- 57 in 1991
- 56 in 1992
- 55 in 1987
- 53 in 1994
- 53 in 1982
- 48 in 1984
- 48 in 1983
- 48 in 1989

MOST TOUCHDOWNS RUSHING

- 34 in 1987
- 32 in 1990
- 31 in 1994
- 30 in 1982
- 30 in 1983
- 26 in 1986
- 26 in 1992
- 26 in 1993
- 25 in 1991
- 23 in 1984

MOST TOUCHDOWNS PASSING

- 37 in 1993
- 29 in 1968
- 29 in 1988
- 28 in 1972
- 28 in 1991
- 25 in 1989
- 23 in 1971
- 23 in 1992
- 21 in 1982
- 21 in 1994

XP RUN-PASS MADE

- 5 in 1958 (of 8)
- 5 in 1959 (of 14)
- 4 in 1975 (of 5)
- 3 in 1986 (of 3)
- 3 in 1979 (of 8)
- 3 in 1960 (of 7)
- 3 in 1984 (of 6)

XP RUN-PASS ATTEMPTED

- 14 in 1959
- 8 in 1979
- 8 in 1958
- 7 in 1960
- 6 in 1970
- 6 in 1972
- 6 in 1984

XP KICKS MADE

- 59 in 1993 (of 68)
- 57 in 1988 (of 58)
- 52 in 1982 (of 53)
- 52 in 1990 (of 54)
- 51 in 1992 (of 55)

- 47 in 1987 (of 50)
- 47 in 1994 (of 51)
- 44 in 1985 (of 44)
- 44 in 1989 (of 47)
- 42 in 1984 (of 42)

XP KICKS ATTEMPTED

- 68 in 1993
- 58 in 1988
- 55 in 1992
- 54 in 1990
- 53 in 1982
- 51 in 1994
- 50 in 1987
- 49 in 1991
- 47 in 1989
- 44 in 1985

MOST FIELD GOALS MADE

- 23 in 1987
- 22 in 1980
- 18 in 1985
- 17 in 1984
- 17 in 1989
- 15 in 1979
- 15 in 1986
- 15 in 1991
- 14 in 1970
- 13 in 1977
- 13 in 1971
- 13 in 1990
- 13 in 1993

MOST FIELD GOALS ATTEMPTED

- 31 in 1987
- 30 in 1980
- 26 in 1989
- 26 in 1970
- 25 in 1985
- 25 in 1979
- 24 in 1971
- 24 in 1984
- 24 in 1986
- 23 in 1977

TOTAL PLAYS

- 939 in 1993
- 897 in 1991
- 855 in 1979
- 853 in 1994
- 851 in 1992
- 848 in 1987
- 845 in 1978
- 835 in 1980
- 830 in 1983
- 825 in 1982

TOTAL OFFENSE

- 6576 in 1993
- 5401 in 1991
- 5361 in 1987
- 5314 in 1994
- 5124 in 1982
- 5080 in 1992
- 4965 in 1989
- 4959 in 1984
- 4922 in 1990
- 4889 in 1983

TOTAL OFFENSE PER GAME

- 548.0 in 1993
- 487.4 in 1987
- 465.8 in 1982
- 483.1 in 1994
- 461.8 in 1992

- 451.4 in 1989
- 451.0 in 1984
- 450.1 in 1991
- 447.5 in 1990
- 444.4 in 1983

MOST FIRST DOWNS

- 350 in 1993
- 283 in 1991
- 275 in 1994
- 269 in 1983
- 268 in 1987
- 267 in 1989
- 256 in 1992
- 254 in 1982
- 251 in 1984
- 251 in 1988

FIRST DOWNS RUSHING

- 152 in 1987
- 149 in 1993
- 146 in 1984
- 140 in 1983
- 137 in 1980
- 135 in 1991
- 122 in 1992
- 118 in 1985
- 117 in 1981
- 116 in 1982
- 116 in 1994

FIRST DOWNS PASSING

- 184 in 1993
- 157 in 1989
- 143 in 1994
- 138 in 1991
- 129 in 1972
- 128 in 1978
- 127 in 1982
- 127 in 1968
- 125 in 1992
- 124 in 1990

FIRST DOWNS PENALTY

- 26 in 1989
- 20 in 1975
- 20 in 1973
- 18 in 1983
- 17 in 1966
- 17 in 1993
- 16 in 1994
- 15 in 1988
- 15 in 1984
- 15 in 1976
- 15 in 1968

MOST RUSHING PLAYS

- 603 in 1980
- 571 in 1984
- 530 in 1987
- 519 in 1975
- 518 in 1983
- 515 in 1953
- 507 in 1979
- 507 in 1991
- 503 in 1985
- 492 in 1981

RUSHING YARDS PER PLAY

- 5.69 in 1985

- 5.67 in 1993
- 5.65 in 1987
- 5.29 in 1984
- 5.06 in 1990
- 5.00 in 1988
- 5.00 in 1994
- 4.95 in 1949
- 4.90 in 1982
- 4.87 in 1983

MOST YARDS RUSHING

- 3021 in 1984
- 2995 in 1987
- 2667 in 1993
- 2552 in 1983
- 2393 in 1994
- 2369 in 1985
- 2339 in 1982
- 2287 in 1991
- 2252 in 1992
- 2195 in 1988

MOST YARDS RUSHING PER GAME

- 274.6 in 1984
- 272.3 in 1987
- 259.5 in 1991
- 229.3 in 1983
- 225.9 in 1950
- 222.3 in 1993
- 219.4 in 1949
- 215.4 in 1985
- 214.2 in 1953
- 212.6 in 1982

MOST PASS ATTEMPTS

- 469 in 1993
- 441 in 1994
- 390 in 1991
- 389 in 1972
- 387 in 1989
- 387 in 1992
- 369 in 1978
- 356 in 1969
- 356 in 1968
- 352 in 1967

MOST PASS COMPLETIONS

- 327 in 1993
- 264 in 1994
- 234 in 1991
- 230 in 1989
- 222 in 1990
- 214 in 1992
- 209 in 1972
- 206 in 1978
- 195 in 1968
- 191 in 1969

HIGHEST COMPLETION PERCENTAGE

- 69.7 in 1993
- 63.8 in 1990
- 60.0 in 1991
- 59.9 in 1994
- 59.4 in 1989
- 59.0 in 1964
- 58.9 in 1988
- 58.6 in 1980
- 56.2 in 1983
- 55.8 in 1978

MOST TIMES INTERCEPTED

- 23 in 1972
- 21 in 1973
- 21 in 1967
- 21 in 1954
- 18 in 1994
- 18 in 1981
- 18 in 1988
- 17 in 1992

MOST YARDS PASSING

- 3909 in 1993
- 3448 in 1989
- 3234 in 1994
- 3114 in 1991
- 2974 in 1972
- 2844 in 1968
- 2838 in 1970
- 2828 in 1992
- 2785 in 1982
- 2785 in 1990

MOST YARDS PASSING PER GAME

- 325.8 in 1993
- 313.5 in 1989
- 294.0 in 1994
- 284.4 in 1968
- 270.4 in 1972
- 259.5 in 1991
- 258.4 in 1967
- 258.0 in 1970
- 257.1 in 1992
- 255.0 in 1969

MOST PUNTS

- 81 in 1973
- 66 in 1979
- 65 in 1981
- 63 in 1970
- 61 in 1974
- 61 in 1965
- 59 in 3 years
- 57 in 1980

HIGHEST PUNT AVERAGE

- 45.2 in 1981
- 45.1 in 1980
- 43.1 in 1985
- 42.3 in 1984
- 42.2 in 1983
- 42.0 in 1986
- 40.6 in 1970
- 40.0 in 1978
- 39.9 in 1991
- 39.7 in 1979

MOST INTERCEPTIONS

- 25 in 1968
- 25 in 1991
- 24 in 1982
- 24 in 1949
- 23 in 1979
- 23 in 1989
- 22 in 1972
- 22 in 1985
- 21 in 1948
- 21 in 1990

FSU vs. ALL OPPONENTS

| TEAM | FIRST MTG | LAST MTG | SITE | SCORE | W | L | T |
|---------------------|--------------|-------------|----------|--------------|-----------|-----------|----------|
| Abilene Christian | 1953 | 1957 | H | 34-7 | 1 | 2 | 0 |
| Alabama | 1965 | 1974 | H | 7-8 | 0 | 2 | 1 |
| Arizona State* | 1971 | 1984 | A | 52-44 | 3 | 1 | 0 |
| Auburn* | 1954 | 1990 | A | 17-20 | 4 | 13 | 1 |
| Baylor | 1965 | 1974 | H | 17-21 | 1 | 2 | 0 |
| Boston College | 1957 | 1980 | H | 41-7 | 2 | 1 | 0 |
| Brigham Young | 1991 | 1991 | N | 44-28 | 1 | 0 | 0 |
| Cincinnati | 1977 | 1990 | H | 70-21 | 6 | 0 | 0 |
| Citadel, The | 1955 | 1962 | H | 49-0 | 4 | 0 | 1 |
| CLEMSON | 1970 | 1994 | H | 17-0 | 6 | 2 | 0 |
| Colorado State | 1972 | 1974 | H | 7-14 | 1 | 1 | 0 |
| Cumberland | 1947 | 1948 | H | 30-0 | 1 | 1 | 0 |
| Delta State | 1951 | 1951 | H | 34-0 | 1 | 0 | 0 |
| DUKE | 1992 | 1994 | H | 59-20 | 3 | 0 | 0 |
| East Carolina | 1980 | 1990 | H | 45-24 | 7 | 0 | 0 |
| Erskine | 1948 | 1949 | H | 26-7 | 1 | 1 | 0 |
| FLORIDA* | 1958 | 1995 | N | 23-17 | 13 | 23 | 2 |
| Furman | 1952 | 1987 | H | 41-10 | 8 | 2 | 0 |
| George Washington | 1961 | 1961 | H | 15-7 | 1 | 0 | 0 |
| Georgia* | 1954 | 1984 | N | 17-17 | 4 | 5 | 1 |
| Georgia Southern | 1988 | 1990 | H | 48-6 | 2 | 0 | 0 |
| GEORGIA TECH | 1952 | 1994 | A | 41-10 | 3 | 7 | 1 |
| Houston | 1960 | 1978 | H | 21-27 | 2 | 12 | 2 |
| Howard | 1950 | 1950 | H | 20-6 | 1 | 0 | 0 |
| Indiana* | 1986 | 1986 | N | 27-13 | 1 | 0 | 0 |
| Iowa State | 1975 | 1975 | H | 6-10 | 0 | 1 | 0 |
| Jax. Navy | 1951 | 1951 | A | 39-0 | 1 | 0 | 0 |
| Jacksonville State | 1947 | 1947 | H | 0-7 | 0 | 1 | 0 |
| Kansas | 1971 | 1993 | N | 42-0 | 5 | 2 | 0 |
| Kansas State | 1970 | 1977 | A | 18-10 | 3 | 0 | 0 |
| Kentucky | 1960 | 1965 | A | 24-26 | 1 | 3 | 1 |
| Livingston State | 1948 | 1949 | A | 6-13 | 1 | 1 | 0 |
| Louisiana State* | 1968 | 1991 | A | 27-16 | 7 | 2 | 0 |
| Louisiana Tech | 1952 | 1988 | H | 66-3 | 1 | 2 | 0 |

| TEAM | FIRST MTG | LAST MTG | SITE | SCORE | W | L | T |
|--------------------------|--------------|-------------|----------|--------------|-----------|-----------|----------|
| Louisville | 1952 | 1991 | A | 40-15 | 11 | 1 | 0 |
| MARYLAND | 1966 | 1994 | A | 52-20 | 5 | 0 | 0 |
| Memphis State | 1959 | 1990 | N | 35-3 | 10 | 7 | 1 |
| MIAMI | 1951 | 1994 | A | 20-34 | 15 | 23 | 0 |
| Michigan | 1986 | 1991 | A | 51-31 | 1 | 1 | 0 |
| Michigan State | 1987 | 1988 | H | 30-7 | 2 | 0 | 0 |
| Middle Tenn. State | 1991 | 1991 | H | 39-10 | 1 | 0 | 0 |
| Millsaps | 1948 | 1949 | H | 40-0 | 2 | 0 | 0 |
| Mississippi | 1961 | 1961 | A | 0-33 | 0 | 1 | 0 |
| Mississippi College | 1948 | 1950 | H | 33-0 | 3 | 0 | 0 |
| Mississippi State | 1966 | 1979 | H | 17-6 | 7 | 2 | 0 |
| Navy | 1978 | 1978 | H | 38-6 | 1 | 0 | 0 |
| Nebraska* | 1980 | 1993 | N | 18-16 | 6 | 2 | 0 |
| Newberry | 1950 | 1950 | A | 24-0 | 1 | 0 | 0 |
| New Mexico State | 1964 | 1964 | H | 36-0 | 1 | 0 | 0 |
| N. CAROLINA* | 1983 | 1994 | H | 31-18 | 5 | 0 | 1 |
| N. CAROLINA STATE | 1952 | 1994 | A | 34-3 | 11 | 4 | 0 |
| North Texas State | 1976 | 1977 | H | 35-14 | 2 | 0 | 0 |
| Notre Dame | 1981 | 1994 | N | 23-16 | 2 | 1 | 0 |
| Ohio | 1956 | 1956 | H | 47-7 | 1 | 0 | 0 |
| Ohio State | 1981 | 1982 | A | 34-17 | 2 | 0 | 0 |
| Oklahoma* | 1965 | 1980 | N | 17-18 | 1 | 3 | 0 |
| Oklahoma State* | 1958 | 1985 | N | 34-23 | 3 | 1 | 0 |
| Penn State* | 1968 | 1990 | N | 24-17 | 1 | 0 | 1 |
| Pittsburgh | 1971 | 1983 | A | 16-17 | 3 | 5 | 0 |
| Randolph Macon | 1950 | 1950 | H | 40-7 | 1 | 0 | 0 |
| Richmond | 1959 | 1961 | H | 13-7 | 3 | 0 | 0 |
| San Diego State | 1973 | 1977 | A | 16-41 | 0 | 2 | 0 |
| Sewanee | 1949 | 1950 | H | 14-8 | 2 | 0 | 0 |
| South Carolina | 1966 | 1991 | H | 38-10 | 15 | 3 | 0 |
| Southern Illinois | 1982 | 1982 | H | 59-8 | 1 | 0 | 0 |
| Southern Miss | 1952 | 1989 | N | 26-30 | 12 | 8 | 1 |
| Stetson | 1947 | 1954 | A | 47-6 | 6 | 1 | 1 |
| Sul Ross State | 1951 | 1951 | H | 35-12 | 1 | 0 | 0 |
| Syracuse | 1966 | 1991 | H | 46-14 | 3 | 1 | 0 |
| Tampa | 1948 | 1959 | A | 33-0 | 9 | 2 | 0 |
| Temple | 1984 | 1984 | H | 44-27 | 1 | 0 | 0 |
| Tennessee | 1958 | 1958 | A | 10-0 | 1 | 0 | 0 |
| Tennessee-Chat. | 1984 | 1984 | H | 37-0 | 1 | 0 | 0 |
| Tennessee Tech | 1947 | 1958 | H | 22-7 | 1 | 1 | 0 |
| Texas A&M* | 1967 | 1991 | N | 10-2 | 3 | 0 | 0 |
| TCU | 1963 | 1965 | A | 3-7 | 1 | 2 | 0 |
| Texas Tech* | 1966 | 1987 | H | 40-16 | 4 | 1 | 0 |
| Texas Western* | 1954 | 1954 | N | 20-47 | 0 | 1 | 0 |
| Toledo | 1986 | 1986 | H | 24-0 | 1 | 0 | 0 |
| Troy State | 1947 | 1951 | H | 40-0 | 4 | 1 | 0 |
| Tulane** | 1983 | 1992 | H | 70-7 | 10 | 0 | 0 |
| Tulsa | 1969 | 1985 | H | 76-14 | 5 | 0 | 0 |
| Utah State | 1975 | 1975 | H | 17-8 | 1 | 0 | 0 |
| Villanova | 1954 | 1957 | A | 7-21 | 3 | 1 | 0 |
| VIRGINIA | 1992 | 1994 | H | 41-17 | 3 | 0 | 0 |
| Virginia Military | 1952 | 1954 | A | 33-19 | 2 | 1 | 0 |
| Virginia Tech | 1955 | 1991 | N | 33-20 | 18 | 10 | 1 |
| WAKE FOREST | 1956 | 1994 | A | 56-14 | 10 | 2 | 1 |
| West Virginia* | 1982 | 1982 | N | 31-12 | 1 | 0 | 0 |
| Western Carolina | 1981 | 1985 | H | 50-10 | 2 | 0 | 0 |
| Western Michigan | 1991 | 1991 | H | 58-0 | 1 | 0 | 0 |
| Whiting Field | 1949 | 1949 | H | 74-0 | 1 | 0 | 0 |
| Wichita State | 1969 | 1986 | H | 59-3 | 2 | 0 | 0 |
| William & Mary | 1959 | 1960 | H | 22-0 | 1 | 1 | 0 |
| Wofford* | 1949 | 1952 | A | 27-13 | 3 | 0 | 0 |
| Wyoming* | 1966 | 1966 | N | 20-28 | 0 | 1 | 0 |

*Bowl Games Included **Forfeit Included
 Bold Caps indicates 1995 opponent



BEST PERFORMANCES BY OPPONENTS

INDIVIDUAL

Most Yards Rushing - 304, Sam DeJarnette, Southern Miss, 1982
Most Rushing Attempts - 43, Sam DeJarnette, Southern Miss, 1982
Most Yards Passing - 532, Jeff VanRaaphorst, Arizona State, 1984
Most Passes Attempted - 59, Jeff VanRaaphorst, Arizona State, 1984
Most Passes Completed - 38, Jeff VanRaaphorst, Arizona State, 1984
Most Passes Caught - 13, Gary Williams, Ohio State, 1981
Most Yards Receiving - 229, Gary Williams, Ohio State, 1981
Most Yards Total Offense - 532, Jeff VanRaaphorst, Arizona State, 1984
Longest TD Run From Scrimmage - 94, Roger Craig, Nebraska, 1981
Longest Punt Return - 86, Daryl Cox, Kentucky, 1961 (TD)
Most TDs on Returns - 2, Henry Williams, East Carolina, 1983 (1 kickoff, 1 punt)
Most Interceptions - 4, Bryant Gilliard, South Carolina, 1984
Longest Interception Return - 99, Treg Songy, Tulane, 1983

Longest Kickoff Return - 100, Anthony Collins, East Carolina, 1980
Longest Pass Play - 95, Ronnie Fletcher to Ben Hart, Oklahoma (Gator Bowl), 1965 (TD)
Longest Punt - 77, Jim Walton, Boston College, 1976; Rob Rajsich, Miami, 1978
Longest Field Goal - 61, Wayne Latimer, Virginia Tech, 1975
Most Field Goals - 6, Bobby Raymond, Florida, 1983
Most Fumbles Recovered - 3, John Hohesiel, Wichita State, 1969

TEAM

Points - 59, Auburn, 1985
Yards Rushing - 472, Nebraska, 1981
Rushing Attempts - 80, Houston, 1974
Yards Passing - 532, Arizona State, 1984
Passes Attempted - 54, Florida, 1979; Arizona State, 1984
Passes Completed - 38, Arizona State, 1984
Total Offense - 651, Arizona State, 1984
Most Fumbles - 17, Wichita State, 1969
Most Fumbles Lost - 10, Wichita State, 1969 (of 17)
Most Interceptions Made - 7, South Carolina, 1984
Most Interceptions Returned for TDs - 2, Auburn, 1985
Penalties - 18, South Carolina, 1985



Tyrant Marion



Clay Shiver

SEMINOLE ACC PLAYERS OF THE WEEK

1992

| WEEK | PLAYER (AWARD) |
|----------|---------------------------|
| Sept. 7 | Marvin Jones (DL) |
| Sept. 21 | Robert Stevenson (OL) |
| | Marvin Jones (DL) |
| | Corey Sawyer (DB) |
| | Tamarick Vanover (Rookie) |
| Sept. 28 | Tamarick Vanover (Rookie) |
| Oct. 5 | Carl Simpson (DL) |
| | Tamarick Vanover (Rookie) |
| Nov. 2 | Robert Stevenson (OL) |
| Nov. 9 | Charlie Ward (OB) |
| Nov. 16 | Clay Shiver (OL) |
| | Clifton Abraham (DB) |
| | Tamarick Vanover (Rookie) |

1993

| WEEK | PLAYER (AWARD) |
|----------|------------------------|
| Sept. 4 | Tyrant Marion (DL) |
| Sept. 11 | Charlie Ward (OB) |
| | Lonnie Johnson (OL) |
| | Derrick Brooks (DB) |
| Sept. 18 | Derrick Alexander (DL) |
| | Derrick Brooks (DB) |
| Oct. 2 | Derrick Alexander (DL) |

| | |
|---------|---------------------|
| Oct. 9 | Forrest Conoly (OL) |
| | Devin Bush (DB) |
| Oct. 16 | Charlie Ward (OB) |
| Oct. 30 | Warrick Dunn (OB) |
| | Clay Shiver (OL) |
| Nov. 6 | Danny Kanell (OB) |
| Nov. 13 | Kez McCorvey (OB) |
| Nov. 20 | Corey Sawyer (DB) |

1994

| WEEK | PLAYER (AWARD) |
|----------|--------------------------|
| Sept. 10 | Clay Shiver (OL) |
| | Melvin Pearsall (TE) |
| Sept. 17 | Clay Shiver (OL) |
| | Derrick Brooks (DB) |
| Oct. 24 | Derrick Alexander (DE) |
| Oct. 31 | Kez McCorvey (WR) |
| | Andre Wadsworth (Rookie) |
| Nov. 12 | Warrick Dunn (OB) |
| | Patrick McNeil (OL) |
| | Rock Preston (Rookie) |
| Nov. 19 | Patrick McNeil (OL) |
| Nov. 26 | Danny Kanell (OB) |
| | Corey Fuller (DB) |

KEY: OB-Offensive Back, OL-Offensive Lineman, DL-Defensive Lineman (includes inside linebackers), DB-Defensive Back (includes outside linebackers).

COACHES & CAPTAINS



Vic Prinzi



Duke Maltby

| YEAR | COACH | CAPTAINS | W | L | T | POINTS | |
|---------------|---------------|---|------------|------------|-----------|---------------|--------------|
| | | | | | | FSU | OPP |
| 1947 | Ed Williamson | Jack McMillan, Phil Rountree | 0 | 5 | 0 | 18 | 90 |
| 1948 | Don Veller | Game Captains | 7 | 1 | 0 | 152 | 64 |
| 1949* | Don Veller | Hugh Adams | 9 | 1 | 0 | 291 | 59 |
| 1950 | Don Veller | Duke Maltby | 8 | 0 | 0 | 219 | 54 |
| 1951 | Don Veller | Bill Dawkins | 6 | 2 | 0 | 194 | 72 |
| 1952 | Don Veller | Curt Campbell, Vic Szczepanik | 1 | 8 | 1 | 101 | 261 |
| 1953 | Tom Nugent | Steve Kalenich, Bobby Fiveash | 5 | 5 | 0 | 183 | 146 |
| 1954* | Tom Nugent | Game Captains | 8 | 4 | 0 | 277 | 190 |
| 1955 | Tom Nugent | Bob Crenshaw, Don Powell | 5 | 5 | 0 | 147 | 186 |
| 1956 | Tom Nugent | Joe Holt, Buck Metts | 5 | 4 | 1 | 178 | 116 |
| 1957 | Tom Nugent | Ron Schomburger | 4 | 6 | 0 | 136 | 165 |
| 1958* | Tom Nugent | Vic Prinzi, Bobby Renn | 7 | 4 | 0 | 218 | 124 |
| 1959* | Perry Moss | John Spivey, Al Ulmer | 4 | 6 | 0 | 149 | 132 |
| 1960 | Bill Peterson | Tony Romeo | 3 | 6 | 1 | 111 | 136 |
| 1961 | Bill Peterson | Steve Klesius | 4 | 5 | 1 | 93 | 128 |
| 1962 | Bill Peterson | Gene McDowell | 4 | 3 | 3 | 170 | 69 |
| 1963 | Bill Peterson | Charlie Calhoun, Chuck Robinson | 4 | 5 | 1 | 167 | 93 |
| 1964* | Bill Peterson | Bill Dawson, Fred Biletnikoff, George D'Alessandro | 9 | 1 | 1 | 263 | 85 |
| 1965 | Bill Peterson | Bill McDowell, Max Wettstein | 4 | 5 | 1 | 121 | 119 |
| 1966* | Bill Peterson | Game Captains | 6 | 5 | 0 | 274 | 215 |
| 1967* | Bill Peterson | Game Captains | 7 | 2 | 2 | 250 | 187 |
| 1968* | Bill Peterson | Game Captains | 8 | 3 | 0 | 308 | 211 |
| 1969 | Bill Peterson | Game Captains | 6 | 3 | 1 | 220 | 182 |
| 1970 | Bill Peterson | Game Captains | 7 | 4 | 0 | 254 | 195 |
| 1971* | Larry Jones | Rhett Dawson, John Lanahan | 8 | 4 | 0 | 309 | 174 |
| 1972 | Larry Jones | Gary Huff, Larry Strickland | 7 | 4 | 0 | 287 | 224 |
| 1973 | Larry Jones | Jim Malkiewicz, Don Sparkman | 0 | 11 | 0 | 98 | 331 |
| 1974 | Darrell Mudra | Joe Goldsmith, Burt Cooper | 1 | 10 | 0 | 130 | 289 |
| 1975 | Darrell Mudra | Greg Johnson, Jeff Gardner | 3 | 8 | 0 | 187 | 213 |
| 1976 | Bobby Bowden | Jimmy Black, Jeff Leggett, Joe Camps, Rudy Thomas | 5 | 6 | 0 | 205 | 258 |
| 1977* | Bobby Bowden | Aaron Carter, Bill Duley, Larry Key, Tom Rushing, Nat Terry | 10 | 2 | 0 | 314 | 170 |
| 1978 | Bobby Bowden | Nate Henderson, Willie Jones, Ivory Joe Hunter | 8 | 3 | 0 | 312 | 208 |
| 1979* | Bobby Bowden | Mike Good, Ivory Joe Hunter, Scott Warren, Wally Woodham | 11 | 1 | 0 | 326 | 160 |
| 1980* | Bobby Bowden | Reggie Herring, Greg Futch, Ron Simmons, Ken Lanier | 10 | 2 | 0 | 369 | 103 |
| 1981 | Bobby Bowden | James Harris, James Gilbert, Rohn Stark, Michael Whiting, Rick Stockstill | 6 | 5 | 0 | 240 | 286 |
| 1982* | Bobby Bowden | Game Captains | 9 | 3 | 0 | 419 | 254 |
| 1983* | Bobby Bowden | Game Captains | 8 | 4 | 0 | 381 | 312 |
| 1984* | Bobby Bowden | Greg Allen, Joe Wessel, Henry Taylor | 7 | 3 | 2 | 405 | 254 |
| 1985* | Bobby Bowden | John Ionata, Todd Stroud, Kirk Coker | 9 | 3 | 0 | 402 | 248 |
| 1986* | Bobby Bowden | Fred Jones, Gerald Nichols, Louis Berry, Jim Hendley | 7 | 4 | 1 | 393 | 218 |
| 1987* | Bobby Bowden | Danny McManus, Paul McGowan, Marty Riggs, Pat Carter | 11 | 1 | 0 | 481 | 163 |
| 1988* | Bobby Bowden | Chip Ferguson, Deion Sanders, Alphonso Williams | 11 | 1 | 0 | 455 | 172 |
| 1989* | Bobby Bowden | Peter Tom Willis, LeRoy Butler, Dexter Carter | 10 | 2 | 0 | 424 | 199 |
| 1990* | Bobby Bowden | Lawrence Dawsey, Corian Freeman, Anthony Moss, Bill Ragans | 10 | 2 | 0 | 459 | 206 |
| 1991* | Bobby Bowden | Kirk Carruthers, Errol McCorvey, Casey Weldon | 11 | 2 | 0 | 449 | 188 |
| 1992* | Bobby Bowden | Robbie Baker, Reggie Freeman, Carl Simpson, Robert Stevenson | 11 | 1 | 0 | 446 | 186 |
| 1993* | Bobby Bowden | Ken Alexander, Matt Frier, Lonnie Johnson, Charlie Ward | 12 | 1 | 0 | 536 | 129 |
| 1994* | Bobby Bowden | Derrick Brooks, Zack Crockett, Kendrick Scott | 10 | 1 | 1 | 405 | 183 |
| TOTALS | | | 326 | 177 | 17 | 12,824 | 8,357 |

*Bowl Game Included

ACADEMIC AWARD WINNERS

THE BOB CRENSHAW AWARD

Given in memory of Robert E. (Bob) Crenshaw, Florida State football captain and student leader who was killed in a jet crash in 1958. The plaque's inscription reads: "To the Football Player With the Biggest Heart." The recipient is chosen by his teammates as the man who best exemplifies the qualities that made Bob Crenshaw an outstanding football player and person.

| YEAR | PLAYER | POSITION |
|------|------------------|------------------|
| 1958 | Al Ulmer | Guard |
| 1959 | Ramon Rogers | Center |
| 1960 | Abner Bigbie | Fullback |
| 1961 | Paul Andrews | Fullback |
| 1962 | Jim Sims | Tackle |
| 1964 | Larry Brinkley | Fullback |
| 1964 | Dick Hermann | Linebacker |
| 1965 | Howard Ehler | Defensive Back |
| 1966 | Ed Pope | Guard |
| 1967 | Kim Hammond | Quarterback |
| 1968 | Billy Gunter | Running Back |
| 1969 | Stan Walker | Guard |
| 1970 | Bill Lohse | Linebacker |
| 1971 | Bill Henson | Defensive Tackle |
| 1972 | David Snell | Defensive Back |
| 1973 | Steve Bratton | Defensive End |
| 1974 | Jeff Gardner | Offensive Guard |
| 1975 | Lee Nelson | Defensive Back |
| 1976 | Joe Camps | Defensive Back |
| 1977 | Aaron Carter | Linebacker |
| 1978 | Scott Warren | Defensive End |
| 1979 | Greg Futch | Offensive Tackle |
| 1980 | Monk Bonasorte | Defensive Back |
| 1981 | Barry Voltapetti | Offensive Tackle |
| 1982 | Blair Williams | Quarterback |
| 1983 | Ken Roe | Linebacker |
| 1984 | Todd Stroud | Noseguard |
| 1985 | Pete Panton | Tight End |
| 1986 | Greg Newell | Free Safety |
| 1987 | Mark Salva | Center |
| 1988 | Jason Kuipers | Offensive Guard |
| 1989 | Tony Yeomans | Offensive Guard |
| 1990 | Lawrence Dawsey | Wide Receiver |
| 1991 | Dan Footman | Defensive End |
| 1992 | Robbie Baker | Center |
| 1993 | Jon Nance | Noseguard |
| 1994 | Steve Gilmer | Safety |

ACADEMIC ALL-AMERICANS

(Selected by the College Sports Information Directors of America)

FIRST TEAM

| | |
|------|----------------------|
| 1972 | Gary Huff (QB) |
| 1979 | Phil Williams (WR) |
| 1979 | Keith Jones (DB) |
| 1980 | Keith Jones (DB) |
| 1981 | Rohn Stark (P) |
| 1994 | Derrick Brooks (OLB) |

SECOND TEAM

| | |
|------|----------------------|
| 1957 | Ron Schomburger (E) |
| 1981 | Phil Williams (WR) |
| 1985 | Martin Mayhew (CB) |
| 1989 | Dave Roberts (TE) |
| 1993 | Ken Alexander (ILB) |
| | Derrick Brooks (OLB) |

NCAA POST-GRADUATE SCHOLARSHIP

| | |
|------|----------------------|
| 1980 | Phil Williams (WR) |
| 1987 | David Palmer (ILB) |
| 1990 | Dave Roberts (TE) |
| 1993 | Ken Alexander (ILB) |
| 1994 | Derrick Brooks (OLB) |

FSU'S ACC ALL-ACADEMIC SELECTIONS

1992

| | |
|-----|----------------|
| C | Robbie Baker |
| OLB | Derrick Brooks |
| OLB | Reggie Freeman |
| QB | Charlie Ward |

1993

| | |
|-----|-----------------|
| CB | Clifton Abraham |
| ILB | Ken Alexander |
| OLB | Derrick Brooks |
| FS | Richard Coes |
| QB | Charlie Ward |

1994

| | |
|----|----------------|
| LB | Darryl Bush |
| LB | Derrick Brooks |
| DB | Steve Gilmer |



Derrick Brooks



Martin Mayhew

H O M E C O M I N G R E S U L T S



HOMECOMING GAMES

(38 Wins, 8 Losses, 1 Tie)

| YEAR | OPPONENT | FSU | OPP |
|------|------------------------|-----|-----|
| 1948 | Tampa | 33 | 12 |
| 1949 | Millsaps | 40 | 0 |
| 1950 | Sewanee | 14 | 8 |
| 1951 | Stetson | 13 | 10 |
| 1952 | Furman | 0 | 9 |
| 1953 | Stetson | 13 | 6 |
| 1954 | Furman | 33 | 14 |
| 1955 | The Citadel | 39 | 0 |
| 1956 | Wake Forest | 14 | 14 |
| 1957 | Virginia Tech | 20 | 7 |
| 1958 | Tampa | 43 | 0 |
| 1959 | William & Mary | 0 | 9 |
| 1960 | Kentucky | 0 | 23 |
| 1961 | Southern Mississippi | 0 | 12 |
| 1962 | Houston | 0 | 7 |
| 1963 | North Carolina State | 14 | 0 |
| 1964 | Kentucky | 48 | 6 |
| 1965 | Wake Forest | 35 | 0 |
| 1966 | Wake Forest | 28 | 0 |
| 1967 | Texas Tech | 28 | 12 |
| 1968 | Wake Forest | 42 | 24 |
| 1969 | South Carolina | 34 | 9 |
| 1970 | Virginia Tech | 34 | 8 |
| 1971 | Mississippi State | 27 | 9 |
| 1972 | Colorado State | 33 | 0 |
| 1973 | Memphis State | 10 | 13 |
| 1974 | Virginia Tech | 21 | 56 |
| 1975 | Miami (Fla.) | 22 | 24 |
| 1976 | Southern Mississippi | 30 | 27 |
| 1977 | North Texas State | 35 | 14 |
| 1978 | Navy | 38 | 6 |
| 1979 | South Carolina | 27 | 7 |
| 1980 | Boston College | 41 | 7 |
| 1981 | Western Carolina | 56 | 31 |
| 1982 | Southern Illinois | 59 | 8 |
| 1983 | Cincinnati | 43 | 17 |
| 1984 | Tennessee-Chattanooga | 37 | 0 |
| 1985 | Western Carolina | 50 | 10 |
| 1986 | Southern Mississippi | 49 | 13 |
| 1987 | Tulane | 73 | 14 |
| 1988 | Georgia Southern | 28 | 10 |
| 1989 | South Carolina | 35 | 10 |
| 1990 | Cincinnati | 70 | 21 |
| 1991 | Middle Tennessee State | 39 | 10 |
| 1992 | Maryland | 69 | 21 |
| 1993 | Wake Forest | 54 | 0 |
| 1994 | Clemson | 17 | 0 |

SEMINOLE SIDELINES



As a number of longtime FSU fans return for Homecoming, the question of why "Seminoles" for a symbol should be answered. After the Florida State football team played its first game on October 18, 1947 without a symbol, FSU students were invited to submit ideas for potential names, on which the entire student body would vote. A week after the first game, the list was narrowed to six - Golden Falcons, Statesmen, Crackers, Senators, Indians, and Seminoles. After the final ballot, "Seminoles" won out over "Statesmen" by 110 votes.

A L L - T I M E L E T T E R M E N

A

Abbott, Bryce, 1989, 90, 91
 Abraham, Clifton, 1991, 92, 93, 94
 Abraira, Phillip, 1967, 68, 69
 Adams, Hugh, 1949, 50
 Adams, Kevin, 1991
 Adams, Robert, 1978, 80
 Alexander, Derrick, 1992, 93, 94
 Alexander, Ken, 1990, 91, 92, 93
 Allen, Billy, 1981, 82, 83, 84
 Allen, Clyde, 1990, 91, 92, 93
 Allen, Glenn, 1949
 Allen, Greg, 1981, 82, 83, 84
 Allen, Mike, 1972, 73, 74
 Allen, Steve, 1990, 91
 Alvarez, David, 1990
 Amman, Richard, 1969, 70, 71
 Anderson, Bob, 1973
 Anderson, Bobby, 1971, 72, 73
 Andrews, Dennis, 1994
 Andrews, Paul, 1959, 60, 61
 Andrews, Richie, 1987, 88, 89, 90
 Anthony, Terry, 1986, 87, 88, 89
 Armella, Enzo, 1992, 93, 94
 Arnold, Jim, 1950, 51, 56, 57
 Arnold, Phil, 1971, 72, 73
 Ashley, Tracy, 1981, 82, 83
 Ashmore, Robert, 1969, 70, 71
 Askin, Ahmet, 1972, 73
 Avezzano, Joe, 1963, 64, 65

B

Baggett, Leo, 1954, 55, 56, 58
 Bagnell, Clare (Bud), 1956, 57, 58, 59
 Bailey, Tom, 1968, 69, 70
 Bailey, Winfred, 1962, 63, 64
 Baker, Bill, 1957, 58
 Baker, Robbie, 1989, 90, 91, 92
 Baker, Sam, 1950
 Baker, Shannon, 1989, 90, 91, 92
 Banakas, Chris, 1947, 48, 49
 Barber, Bob, 1953, 54
 Barco, Barry, 1983, 84, 85
 Barnes, Mike, 1976, 77
 Barnes, Trent, 1980
 Barnes, Troy, 1954, 55, 56, 57
 Barnes, Wendell, 1947
 Barré, Mike, 1990, 92
 Barwick, Parrish, 1982, 84, 85, 86
 Bass, Theron, 1968, 69, 70
 Bassett, David, 1988, 89, 90
 Bates, Chad, 1993, 94
 Battaglia, Carmen, 1955, 56, 57, 58
 Battles, Harold, 1994
 Beckman, Ed, 1973, 74, 75, 76
 Bell, Bruce, 1973
 Bengston, Brian, 1970
 Benner, Wayne, 1950, 51
 Bennett, Edgar, 1987, 89, 90, 91
 Benson, Joe, 1966, 67, 68
 Bentley, Scott, 1993, 94
 Berry, Louis, 1983, 84, 85, 86
 Beville, Steve, 1969
 Bibent, Maury, 1963, 64, 65
 Bickford, Roy, 1959, 60, 61
 Bigbie, Abner, 1958, 59, 60
 Biletnikoff, Fred, 1962, 63, 64
 Bisbee, Hamilton, 1955, 56, 57
 Bishop, William, 1947
 Black, Jimmy, 1973, 74, 76
 Blankenship, Buddy, 1965
 Blatt, Mike, 1965, 66, 67
 Blazovich, Mike, 1960, 61, 62
 Bloodworth, Steve, 1983
 Bonasorte, Monk, 1977, 78, 79, 80
 Booth, Charles, Jr., 1951, 52, 53
 Boris, Frederick, 1947
 Boulware, Peter, 1994
 Bowden, Jeff, 1981, 82
 Boyer, George, 1952, 53, 56, 57
 Bradley, Preston, 1950, 51
 Braggins, David, 1965, 66

Brannon, Tom, 1979, 80, 81
 Bratton, Steve, 1970, 71, 72, 73
 Bright, Leon, 1974, 75, 76
 Bringer, Harry, 1949, 50, 51, 52
 Brinkley, Larry, 1961, 62, 63
 Brooks, Derrick, 1991, 92, 93, 94
 Brown, Bill, 1955, 56, 57, 58
 Brown, Charlie, 1951, 52
 Brown, Mack, 1972, 73
 Brown, John, 1986, 87, 89
 Brown, Lavon, 1989, 90, 91, 92
 Brown, Tommy, 1950, 51, 53
 Browning, Bob, 1947, 48
 Brownlee, Roger, 1981, 82
 Bruner, Jerry, 1961, 62, 63
 Bryant, Buddy, 1947, 50, 53
 Bryant, Phillip, 1985
 Buckley, Terrell, 1989, 90, 91
 Bugar, Mike, 1965, 67, 68
 Burkhardt, Bill, 1966
 Burnett, Ken, 1980, 81, 82
 Burt, Bobby, 1968
 Burton, Clint, 1966, 67, 68
 Busby, Thad, 1994
 Bush, Daryl, 1994
 Bush, Devin, 1992, 93
 Butler, Bobby, 1977, 78, 79, 80
 Butler, LeRoy, 1987, 88, 89
 Butts, Marion, 1987, 88

C

Calhoun, Phil, 1973, 74
 Calhoun, Charles, 1961, 62, 63
 Campbell, Allen Dale, 1981, 82
 Campbell, Bill, 1965, 66
 Campbell, Curt, 1950, 51, 52
 Campbell, Danny, 1992, 94
 Camps, Joe, 1974, 75, 76
 Capece, Bill, 1977, 78, 79, 80
 Capers, Byron, 1993, 94
 Cappelen, Dave, 1976, 77, 78, 79
 Cappelman, Bill, 1968, 69
 Carballo, Manny, 1982
 Carnes, George, 1952
 Carnes, Robert T., 1957
 Carrollo, Phil, 1986, 87, 88
 Carreker, Alphonso, 1980, 81, 82, 83
 Carrell, Duane, 1969, 70, 71
 Caruthers, Kirk, 1988, 89, 90, 91
 Carter, Aaron, 1974, 75, 76, 77
 Carter, Dexter, 1986, 87, 88, 89
 Carter, Keith, 1986, 87, 88, 89
 Carter, Pat, 1984, 85, 86, 87
 Carter, Walter, 1976, 77, 78, 79
 Carter, Wes, 1947
 Causey, Jim, 1962, 63
 Caven, Jay, 1976, 77
 Chaney, James, 1988, 89, 90, 91
 Chaudron, Ralph, 1947, 48, 49
 Chavers, Lenny, 1981, 83, 84, 85
 Cherry, Gator, 1976, 77
 Cheshire, Bill, 1967, 68
 Childers, Sam, 1978, 79, 80, 81
 Cicalese, Pat, 1984
 Clark, Deondri, 1989, 90, 91, 92
 Clark, Ed, 1985
 Clark, Ed, 1989, 90, 92
 Clayton, Harvey, 1980, 81, 82
 Clower, Johnny, 1989, 90, 91
 Coes, Richard, 1990, 91, 92, 93
 Coffield, Randy, 1973, 74, 75
 Coggin, Redus, 1980, 81, 82
 Coker, Kirk, 1984, 85
 Coleman, Jerry, 1981, 82
 Coleman, Jug, 1948
 Collier, Danny, 1980
 Colzie, James, 1993, 94
 Cone, Ken, 1959, 60
 Conoly, Forrest, 1992, 93, 94
 Conrad, Harold, 1947
 Conway, Pat, 1964, 65, 66
 Cooper, Andre, 1993, 94

Cooper, Burt, 1972, 73, 74
 Coppess, Ron, 1974
 Corcoran, Dan, 1966
 Corlew, Tim, 1988
 Corral, Kent, 1970, 71
 Corso, Lee, 1953, 54, 55, 56
 Costello, Jim, 1947
 Coursey, Jarvis, 1978, 79, 80, 81
 Cowart, Chris, 1991, 92, 93
 Cowart, Sam, 1993, 94
 Cox, Billy, 1966, 67, 68
 Cox, Gene, 1955
 Craig, John, 1954, 55, 57, 58
 Crenshaw, Bob, 1952, 53, 54, 55
 Crockett, Henri, 1993, 94
 Crockett, Zack, 1992, 94
 Crona, Joe, 1947, 48
 Crowe, Andy, 1992, 93, 94
 Crowe, John, 1966, 67, 68
 Cullom, Bill, 1954
 Curchin, Jeff, 1968, 69

D

D'Alessandro, George, 1963, 64, 65
 D'Amico, James, 1994
 Daly, Bill, 1961, 62, 63
 Dane, Doug, 1975, 76, 77
 Daniel, Jim, 1959, 60, 61
 Daniels, Dan, 1971
 Darsey, Bruce, 1960, 61, 62
 Davis, Bo, 1958
 Davis, Bob, 1983
 Davis, Brian, 1985, 86, 88
 Davis, Darish, 1981, 82
 Davis, Ed, 1971, 72, 73
 Davis, George, 1969
 Davis, John, 1989, 90, 91, 92
 Davis, Lemuel, 1947
 Davis, Terry, 1993
 Davison, Mike, 1972, 73, 74
 Dawkins, Bill, 1948, 49, 50, 51
 Dawsey, Lawrence, 1987, 88, 89, 90
 Dawson, Bill, 1962, 63, 64
 Dawson, Rhet, 1969, 70, 71
 DeCosmo, James, 1947
 Dees, Allen, 1970, 71, 72
 DeFrancesco, Frank, 1960, 61
 Dely, Aaron, 1992, 93, 94
 DeMaria, John, Jr., 1970, 71, 72, 73
 Dennis, Wendell, 1950
 Denson, Dwayne, 1984
 Deremer, Jeff, 1990, 91
 Dillaberry, Jason, 1990
 Dilsaver, Ed, 1947
 DiMare, Scott, 1986, 88
 Dinkins, Howard, 1988, 89, 90, 91
 Dixon, Reggie, 1989, 90, 91
 Dobosz, Stan, 1952, 53, 56, 57
 Dodge, Dedrick, 1986, 87, 88, 89
 Donaldson, John, 1992, 93
 Donatelli, Donald, 1959, 60, 61
 Dowell, J. D., 1983, 84
 Downey, Joe, 1972, 73, 74
 Driver, Bill, 1950, 51, 52
 Duckworth, Bob, 1949
 Dukes, Jamie, 1982, 83, 84, 85
 Duley, Bill, 1975, 76, 77
 Dunn, Warrick, 1993, 94

E

Eaford, John, 1984, 86
 Eagerton, Terry, 1967, 68
 Eason, Chuck, 1966, 67, 68
 Edwards, Jack, 1962, 63, 64
 Ekonomou, Nick, 1988, 89
 Ehler, Howard, 1963, 64, 65
 Elam, Bobby, 1972, 73
 Elliot, Chuck, 1966, 67, 68
 Elliot, Robert, 1955, 56
 Ellison, 'OMar, 1992, 93, 94
 El Shahawy, Magdi, 1987, 88
 Espenship, Jack, 1958, 59

Eubanks, Norman, 1948, 49, 50
 Everett, Jimmy, 1972, 73, 74, 75

F

Falvo, Tony, 1974, 75
 Feamsster, Tom, 1954, 55
 Feely, Eddie, 1960, 61, 62
 Felder, Kenny, 1990, 91
 Fenner, Lane, 1966, 67
 Fenwick, Jack, 1966, 67, 68
 Fergers, Bob, 1947
 Ferguson, Charles, 1978
 Ferguson, Chip, 1985, 86, 87, 88
 Ferguson, Matt, 1990
 Ferrell, Marvin, 1990, 92, 93
 Fick, Happy, 1960
 Filchock, John, 1948
 Fillyaw, Terry, 1991
 Fiore, Dano, 1971
 Fiveash, Bobby, 1951, 52, 53
 Flasher, Tim, 1984
 Flath, John, 1990, 91, 92
 Fleming, Larry, 1993, 94
 Flowers, Jackie, 1976, 77, 78, 79
 Floyd, Don, 1962, 63, 64
 Floyd, Victor, 1985, 86, 87, 88
 Floyd, William, 1991, 92, 93
 Fontes, Frank, 1970, 71
 Footman, Dan, 1991, 92
 Fordham, Todd, 1993, 94
 Fotjik, Brad, 1982, 83
 Fountain, Bob, 1956, 57, 58
 Fowler, Leon, 1989, 90, 91, 92
 Fox, Ed, 1948
 Foy, Walter, 1948, 49
 Freeman, Corian, 1987, 88, 89, 90
 Freeman, Reggie, 1989, 90, 91, 92
 Frey, Greg, 1993, 94
 Frier, Matt, 1990, 91, 92, 93
 Fucarino, Dan, 1975
 Fuller, Corey, 1990, 91, 92, 94
 Futch, Garry, 1979, 80, 81
 Futch, Greg, 1977, 78, 79, 80

G

Gabbard, Steve, 1985, 86, 87, 88
 Gainer, Herb, 1984, 85, 86, 87
 Galloway, Ed, 1992
 Gardner, Jeff, 1973, 74, 75
 Garvin, Terry, 1964, 65
 Gavin, Stan, 1982
 Gaydos, Kent, 1969, 70, 71
 Giardino, Wayne, 1964, 65, 66
 Gibbs, Eric, 1990, 91, 92
 Gibbs, Shane, 1970, 71, 72
 Gibson, Vince, 1954, 55
 Gilberg, Leonard, 1947
 Gilbert, James, 1978, 79, 80, 81
 Gildea, Steve, 1968, 69, 70
 Gilman, Brent, 1968, 69
 Gilmer, Steve, 1991, 92, 94
 Gladden, Don, 1950
 Glass, Chip, 1966, 67, 68
 Glass, Mike, 1970, 71, 72
 Glenn, Billy, 1992, 93, 94
 Glisson, Guy, 1969, 70, 71
 Glosson, Doug, 1973
 Goldsmith, Joe, 1972, 73, 74
 Good, Mike, 1976, 77, 78, 79
 Graganella, Jim, 1983
 Graham, Billy, 1953, 54
 Graham, Jerry, 1956, 57, 58
 Grant, Donald, 1947, 48
 Grant, Kevin, 1986, 87, 89
 Gray, Darryl, 1982, 84, 85
 Gray, Hector, 1978, 79
 Gray, Eddie, 1950
 Gray, Mike, 1968
 Green, Carl, 1953, 54
 Green, Danny, 1971, 72, 73
 Green, E.G., 1994
 Green, Jermaine, 1993
 Green, Larry, 1965, 66, 67
 Greene, Danny, 1973
 Gridley, Buddy, 1969, 70, 71
 Griffin, Chris, 1973, 74, 75
 Griffiths, Kevin, 1983

Griggley, Terry, 1984
 Grimes, Fred, 1959, 60, 61
 Griner, John, 1952, 55
 Grossman, Rin, 1949
 Guerrier, Dulack, 1992, 93, 94
 Gunter, Bill, 1967, 68
 Gunter, Cliff, 1961, 62, 64
 Gurr, Doug, 1966, 67, 68
 Guthrie, Grant, 1967, 68, 69

H

Hadley, John, 1985, 86, 87, 88
 Haggins, Odell, 1986, 87, 88, 89
 Hall, Chris, 1989, 92
 Hall, Phillip, 1982, 83
 Hall, Randy, 1968, 69
 Hamlet, Sean, 1993, 94
 Hammond, Kim, 1966, 67
 Hammond, Robert, 1994
 Hanks, David, 1977
 Hanna, Warren, 1981, 82
 Hardy, Jack, 1958, 59, 60
 Harlee, John, 1961, 62
 Harlow, Brian, 1982
 Harmeling, John, 1973, 76
 Harp, Herbert, 1982, 83
 Harp, Thomas, 1986, 87
 Harris, Felix, 1990, 91, 92
 Harris, James, 1979, 80, 81
 Harris, Larry, 1980, 81, 82
 Harris, Wes, 1986
 Harrison, Bruce, 1974, 75, 76
 Hart, Ken, 1966, 67, 68
 Hart, Warren, 1990, 91
 Haskin, Jack, 1947
 Hayes, Eric, 1986, 87, 88, 89
 Hayes, Felton, 1985, 86, 87, 88
 Haynes, Hayward, 1988, 89, 90
 Heath, Mike, 1992
 Hebron, Tim, 1985, 86
 Heggie, Bruce, 1983, 84, 85, 86
 Heggins, Jimmy, 1974, 75, 76, 77
 Henderson, Gerald, 1955, 56, 57
 Henderson, Nate, 1977, 78
 Hendley, Jim, 1984, 85, 86
 Henry, Ferrell, 1961, 62, 63
 Henry, Gary, 1978, 79, 80, 82
 Henry, Tommy, 1990, 91, 92
 Henson, Bill, 1970, 71
 Hermann, Dick, 1962, 63, 64
 Hernandez, Jesus, 1992, 93, 94
 Herring, Reggie, 1978, 79, 80
 Hester, Jessie, 1981, 82, 83, 84
 Hester, Ron, 1980, 81
 Hewitt, Ted, 1948, 49, 50
 Hiatt, Phill, 1968
 Hillbrand, Tom, 1960, 61, 62
 Hinson, Ron, 1959
 Holland, Melvin, 1994
 Holloman, Darrin, 1984, 85, 86
 Holloman, Tanner, 1985, 86
 Holmes, Scott, 1992
 Holt, Joe, 1953, 54, 55, 56
 Holton, Steve, 1957, 58
 Hood, Larry, 1960, 61
 Hooks, Jim, 1957, 58, 59
 Horner, Alonzo, 1992, 93
 Hosack, John, 1965, 66
 Houpe, Gene, 1988, 89, 90
 Houston, Rick, 1980
 Howell, Bobby, 1970
 Huey, Mac, 1950, 51, 52
 Huff, Gary, 1970, 71, 72
 Huggett, Ernie, 1950, 51
 Hughes, Bill, 1968
 Hughey, Harry, 1947
 Humes, Earl, 1973, 74
 Hunt, Charlie, 1970, 71, 72
 Hunter, Ivory Joe, 1977, 78, 79
 Hurst, John, 1966

I-J

Ionata, John, 1982, 83, 84, 85
 Ionata, Joe, 1986, 87, 88
 Italiano, Nelson, 1950, 51, 52
 Jackson, Bobby, 1974, 75, 76, 77
 Jackson, Lenx, 1983

Jackson, Sean, 1990, 91, 92, 93
 Jacobi, Howard, 1971, 72
 Jacobs, Charlie, 1956
 Jacobs, Greg, 1984
 Jacobs, Jerry, 1952, 53, 54, 55
 James, Corey, 1990, 92
 Jarrett, James, 1969, 70, 71
 Jax, Garth, 1982, 83, 84, 85
 Johns, John, 1947, 48, 49
 Johnson, Bob, 1939
 Johnson, Brad, 1988, 89, 90, 91
 Johnson, Eddie, 1955, 56, 57
 Johnson, Greg, 1973, 74, 75
 Johnson, Hardis, 1979, 80
 Johnson, Homes, 1979
 Johnson, Lonnie, 1990, 91, 92, 93
 Johnson, Reggie, 1987, 88, 89, 90
 Johnson, Tim, 1994
 Johnson, Tony, 1981, 82, 83
 Johnson, Wade, 1974, 76, 77
 Johnson, Wayne, 1967, 68, 69
 Johnston, Duke, 1967, 68, 69
 Jones, Bob, 1972, 73, 74
 Jones, Cedric, 1981, 82, 83, 84
 Jones, Cletis, 1983, 84, 85
 Jones, Donovan, 1967
 Jones, Fred, 1983, 84, 85, 86
 Jones, Hassan, 1982, 83, 84, 85
 Jones, Jerry, 1965, 66, 67
 Jones, Keith, 1978, 79, 80
 Jones, Keith, 1990
 Jones, Larry, 1973
 Jones, Marvin, 1990, 91, 92
 Jones, Phil, 1973, 74, 75
 Jones, Willie, 1975, 76, 77, 78
 Jordan, Jimmy, 1976, 77, 78, 79
 Joyner, Joe, 1975, 76

K

Kaiser, Randy, 1973, 74
 Kalemich, Steve, 1950, 51, 52, 53
 Kalfas, Chris, 1947, 48
 Kanell, Danny, 1992, 93, 94
 Karlowicz, John, 1951
 Keen, Chris, 1990, 91
 Kendell, Dick, 1948
 Kendrick, Dub, 1948, 49, 50
 Kestner, Ken, 1968, 69, 70
 Key, Larry, 1974, 75, 76, 77
 Keyes, Robert, 1976
 Kimber, Bill, 1957, 58
 Kincaid, Mike, 1975, 76, 77, 78
 Kinderman, Keith, 1961, 62
 King, Grady, 1978, 79, 80
 King, Phillip, 1990
 King, Ronnie, 1953, 54
 Kinnaman, Joe, 1966, 67
 Kinnan, Joe, 1966, 67
 Kinsey, Rocky, 1982, 83, 84
 Kissam, Larry, 1965, 66
 Kissner, Mike, 1974, 75, 76
 Klesius, Steve, 1959, 60, 61
 Klores, Jeff, 1961, 63
 Knight, Mack, 1990, 91, 93
 Knox, Kevin, 1990, 91, 92, 93
 Kolbus, Marty, 1966
 Kratzert, Bill, 1947
 Kuipers, Jason, 1986, 87, 88

L

Lamb, Ray, 1958, 59, 60
 Lanahan, John, 1969, 70, 71
 Lanier, Ken, 1977, 78, 79, 80
 LaSane, Bruce, 1987, 88, 89
 Laureano, Juan, 1992, 93
 Lazzaro, Greg, 1976, 77
 Lee, Amp, 1989, 90, 91
 Leggett, Jeff, 1974, 75, 76
 Leonard, Bud, 1953, 54, 55, 56
 Levings, John, 1960, 61, 62
 Lewis, Buzzy, 1971, 72, 73
 Lewis, Ronald, 1986, 87, 88, 89
 Liss, Sean, 1993, 94
 Lockard, Ed, 1950
 Loftin, Jim, 1962
 Logan, Randy, 1968, 69
 Lohse, Bill, 1968, 69, 70

Lombardi, Carmine, 1950
 Loner, Frank, 1966, 67, 68
 Long, Kevin, 1994
 Long, Marcus, 1993
 Long, Rendell, 1994
 Lopez, Pablo, 1984, 85
 Loucks, Garry, 1972
 Lowe, Ron, 1969
 Lowrey, Kelly, 1981, 82, 83
 Luallen, Eric, 1989
 Lundstrom, Brad, 1989, 90
 Lurie, Howard, 1964, 65
 Lyles, Mark, 1976, 77, 78, 79

Mc

McClure, Don, 1947
 McConnaughay, John, 1960, 61, 62
 McCormick, Gene, 1958, 59
 McCormick, Tom, 1981, 82, 83
 McCorvey, Errol, 1989, 90, 91
 McCorvey, Kez, 1991, 92, 93, 94
 McCoy, Jerome, 1984
 McCrary, Brian, 1982, 83, 84
 McCullers, Dale, 1966, 67, 68
 McDougal, Tom, 1973
 McDowell, Bill, 1963, 64, 65
 McDowell, Gene, 1960, 61, 62
 McDuffie, Wayne, 1965, 66, 67, 68
 McEachern, Robert, 1968, 69, 70
 McGee, Joe, 1957, 58
 McGill, Eric, 1990, 91, 92
 McGowan, Mike, 1972
 McGowan, Paul, 1984, 85, 86, 87
 McIntosh, Toddrick, 1990, 91, 92, 93
 McKinnie, J. W., 1969, 70, 71
 McKinnon, Bobby, 1973, 74, 75
 McKinnon, Dennis, 1980, 81, 82
 McLaren, Scottie, 1990
 McLean, John, 1980, 81, 82, 83
 McLean, Richard, 1964, 66, 67
 McLean, Scott, 1979, 80, 81
 McManus, Danny, 1985, 86, 87
 McMillan, Charles, 1947
 McMillan, Eddie, 1970, 71, 72, 73
 McMillan, Jack, 1947
 McMillon, Tiger, 1991, 92, 94
 McNease, Y.C., 1961, 62
 McNeil, Patrick, 1991, 92, 93, 94
 McPhillips, Billy, 1973, 74, 75, 76

M

Macek, Mark, 1977, 78, 79, 80
 Mack, Kim, 1982, 83, 84
 MacLean, Ken, 1947, 48, 49
 MacKenzie, Dale, 1962, 63, 64
 Madden, John, 1978, 79, 80, 81
 Magalski, Paul, 1969, 70, 71
 Majors, Joe, 1957, 58, 59
 Makowiecki, Al, 1953, 54
 Malkiewicz, James, 1972, 73
 Maloy, Rudy, 1973, 74, 75, 76
 Maltby, Duke, 1949, 50
 Mancini, Kevin, 1988, 89, 90, 91
 Mangan, Bob, 1964, 65, 66
 Mankins, Jim, 1965, 66
 Mann, Ed, 1952
 Manuel, Bo, 1947, 48, 49
 Marcus, Frank, 1948
 Marcus, Joe, 1948, 49
 Marion, Tyrant, 1992, 93, 94
 Mason, Bill, 1988, 89, 90
 Massey, Harry, 1953, 54
 Massey, Jim, 1963, 64, 65
 Mathieson, Steve, 1974, 75, 76
 Matt, Prince, 1982, 83
 Matthews, Jay Mac, 1965, 66
 May, Monte, 1948, 49, 50
 Mayhew, Martin, 1984, 85, 86, 87
 Mead, Addison, Jr., 1947
 Melton, Leonard, 1947, 48, 49
 Menendez, Bob, 1966, 67
 Merna, John, 1988
 Merson, Bob, 1980, 81, 82
 Merson, Scott, 1982
 Meseroll, Mark, 1976, 77
 Meseroll, Scott, 1973, 74
 Messam, Wayne, 1993

Messer, Doug, 1961, 62, 63
 Messinese, Jimmy, 1952, 53, 54
 Metts, Buck, 1953, 54, 55, 56
 Meyer, Carl, 1959, 60
 Middlebrooks, D.L., 1947
 Miles, David, 1971, 72
 Miller, Fred, 1973, 74, 75
 Milligan, Pat, 1981, 82, 83
 Mindlin, Jeremy, 1978, 79
 Minor, Roger, 1970, 71
 Mitchell, Doug, 1969
 Mitchell, Hodges, 1972, 73
 Mobley, Orson, 1982
 Montgomery, George, 1969
 Montgomery, Hal, 1966, 67, 68
 Montgomery, Howell, 1966, 67, 68
 Montgomery, John, 1969, 70, 71
 Moore, Paul, 1988, 89, 90, 91
 Moore, Ron, 1958, 59
 Moore, Ron, 1983
 Moran, Terry, 1958
 Moremen, Bill, 1965, 66, 67
 Morrical, Jerry, 1949
 Morris, Dan, 1983, 84
 Morris, Mike, 1988, 89, 90, 91
 Mosley, Ted, 1967, 68
 Moss, Anthony, 1987, 88, 89, 90
 Mowatt, Zeke, 1980, 81, 82
 Mowrey, Dan, 1991, 92, 93, 94
 Munroe, Art, 1969, 70
 Murdock, Les, 1963, 64
 Murphy, John, 1972, 73, 74
 Musselman, Bill, 1954, 55, 56, 57
 Mustain, Don, 1959

N-O

Nance, Jon, 1990, 92, 93
 Narramore, Lee, 1964
 Newell, Greg, 1984, 85, 86, 87
 Nichols, Gerald, 1982, 84, 85, 86
 Nicklaus, Steve, 1983
 Nellums, Bob, 1956, 57
 Nelson, Lee, 1974, 75
 Norris, Brent, 1971
 Odom, Billy, 1954, 55, 56
 Oglesby, Paul, 1972
 Olsen, Jim, 1953
 O'Malley, Tom, 1985, 86, 87, 88
 O'Neal, Earl, 1950, 51, 52
 O'reair, Rick, 1970, 71, 72
 Orlando, Mark, 1973
 Osha, Dwight, 1949, 50
 Ostaszewski, Henry, 1988, 89, 90, 91
 Ostaszewski, Joe, 1988, 89, 90, 91
 Osteen, Billy, 1947
 Overby, Roger, 1974, 75, 77
 Owens, Gerald, 1992

P

Pacifico, Al, 1953, 54, 55, 56
 Page, Mike, 1967
 Paige, Lee, 1982
 Pajcic, Gary, 1966, 67, 68
 Palermo, John, 1972, 73
 Palmer, David, 1984, 85, 86, 87
 Palmer, Sterling, 1990, 91, 92
 Panton, Pete, 1983, 84, 85
 Parish, Red, 1947, 48, 49
 Parker, Chris, 1988, 89
 Parker, Clint, 1970, 71
 Parks, John, 1985, 86
 Parris, Gary, 1970, 71, 72
 Parrish, Joe, 1963, 64, 65
 Pasquale, Paul, 1958
 Passwaters, Earl, 1972, 73
 Patterson, Jimm, 1992
 Pauldo, Willie, 1990
 Pearsall, Melvin, 1994
 Pederson, Don, 1968, 69, 70
 Peirce, Jason, 1990, 92
 Pell, John, 1968, 69
 Pendleton, Larry, 1966, 67, 68
 Pennie, Charles, 1965, 66
 Pennie, Frank, 1963, 64, 65
 Peterson, Dick, 1948, 49
 Petko, Joe, 1963, 64, 65
 Philp, Gerald, 1956, 57


Pickard, Fred, 1958, 59
 Pickens, Chuck, 1967
 Pinckney, Maurice, 1989, 90
 Pittman, John, 1967, 68
 Pittman, Julian, 1994
 Pitts, David, 1964
 Piurowski, Paul, 1977, 78, 79, 80
 Platt, Sam, 1978, 79, 80
 Player, Scott, 1991
 Polak, Nat, 1951, 52
 Pope, Edwin, 1965, 66
 Pope, Melvin, Jr., 1957
 Ponder, David, 1980, 81, 82, 83
 Porter, Dave, 1974, 75, 76
 Pounds, Greg, 1972, 73
 Powell, Cliff, 1950
 Powell, Don, 1952, 53, 54, 55
 Prescott, Billy, 1976
 Preston, Rock, 1994
 Prestwood, Tom, 1972
 Prinzi, Vic, 1954, 55, 56, 58
 Prior, Brad, 1976
 Pritchett, Ed, 1963, 64, 65
 Proctor, C.N., 1947
 Proctor, William Lee, 1955

Q-R

Quigley, Bill, 1947, 48
 Quitley, Ed, 1947
 Quinn, John, 1949
 Ragans, Bill, 1987, 88, 89, 90
 Ragins, Smokey, 1973, 74, 75
 Rainey, Reese, 1971
 Ramsey, Greg, 1977, 78, 79
 Ratliff, Floyd, 1967
 Ratliff, Ron, 1970, 71, 72, 73
 Rebol, Todd, 1992, 93, 94
 Reddick, Ernie, 1948, 49
 Render, Ricky, 1981, 82, 83
 Rendina, Mike, 1981, 82
 Renn, Bobby, 1956, 57, 58
 Restivo, Sam, 1981, 82, 83
 Reynolds, Burt, 1954
 Reynolds, Detroit, 1973, 74, 75, 76
 Rhodes, Bill, 1966, 67, 68
 Rice, Barry, 1968, 69, 70
 Rice, Beryl, 1968, 69, 70
 Richardson, Bill, 1985
 Richardson, Ed, 1977, 78, 79
 Ridings, Jeff, 1974, 75, 76
 Riggs, Marty, 1985, 86, 87
 Riley, Eric, 1981, 83, 84
 Riley, Phillip, 1993, 94
 Rimby, Bill, 1969, 70, 71
 Riopelle, Jerry, 1983, 84
 Riser, Butch, 1966
 Risk, Alan, 1975, 76
 Rivas, Vic, 1974, 75, 76
 Roberson, James, 1991, 92, 93, 94
 Roberson, Ulysses, 1983, 84
 Roberts, Dave, 1987, 88, 89, 90
 Roberts, Gene, 1961, 62
 Roberts, Marion, 1961, 62, 63
 Roberts, Oscar, 1971, 72
 Roberts, Pete, 1965, 66, 67
 Robinson, Chuck, 1961, 62, 63
 Robinson, Terry, 1985
 Rodrigue, Ted, 1955, 56, 57
 Roe, Ken, 1981, 82, 83
 Rogers, Ramon, 1958, 59
 Rolle, Samari, 1994
 Romeo, Tony, 1958, 59, 60
 Ross, Grady, 1989, 90
 Ross, Keith, 1985, 86, 87, 88
 Rountree, Phil, 1947
 Roye, Orpheus, 1994
 Rushing, Tom, 1975, 76, 77
 Russom, Kenneth, 1960, 61, 62
 Rust, Benny, 1969, 70
 Ryan, Eric, 1980, 81, 82

S

Salva, Mark, 1984, 85, 86, 87
 Sammons, Mike, 1969, 70
 Sanders, Deion, 1985, 86, 87, 88
 Sanders, Terry, 1976, 77, 78, 79
 Sanders, Tracy, 1985, 86, 87, 88



Rohn Stark was an All-American at FSU before becoming an all-Pro in the NFL.

Sanders, Troy, 1989, 90, 91, 92
 Sawyer, Bill, 1974, 75, 76
 Sawyer, Corey, 1992, 93
 Schilbrack, Scott, 1988
 Schmelz, Bob, 1948, 49, 50, 51
 Schmidt, Brian, 1975, 76, 77, 78
 Schmidt, Derek, 1984, 85, 86, 87
 Schomburger, Ron, 1954, 55, 56, 57
 Schrenker, Dave, 1985, 86
 Schuchts, Bart, 1986, 87
 Scott, Arthur, 1977, 78, 79, 80
 Scott, Carlton, 1984
 Scott, Kendrick, 1992, 93, 94
 Scott, Stanley, 1983, 84, 85
 Sellers, Don, 1960
 Sellers, Mike, 1950, 51
 Sellers, Ron, 1966, 67, 68
 Senior, Corey, 1988
 Sexton, Billy, 1973

Shaw, Bill, 1969, 70, 71, 72
 Sheppard, John, 1956, 57, 58
 Sherman, Travis, 1993, 94
 Shinholser, Jack, 1963, 64, 65
 Shively, Randy, 1972
 Shiver, Clay, 1992, 93, 94
 Shiver, Stan, 1985, 86, 87, 88
 Shumann, Mike, 1974, 75, 77
 Simmons, Ron, 1977, 78, 79, 80
 Simpson, Carl, 1990, 91, 92
 Sims, Jim, 1960, 61, 62
 Singletery, J. Keith, 1975, 76
 Slay, Steve, 1962
 Slicker, Tom, 1960, 61, 62
 Smiley, Anthony, 1983, 84
 Smith, Abe, 1976, 77
 Smith, Barry, 1970, 71, 72
 Smith, Eric, 1991, 92, 93, 94
 Smith, Kelvin, 1987, 88, 89
 Smith, Marquette, 1991, 93
 Smith, Mike, 1978, 79, 80
 Smith, Sammie, 1986, 87, 88
 Smith, Shevin, 1994
 Smith, Tony, 1982, 83, 84, 85
 Snell, David, 1970, 71, 72
 Snipes, Roosevelt, 1983, 84
 Snyder, Dave, 1961, 62, 63
 Solomon, Jesse, 1984, 85
 Southwood, Keith, 1984, 85
 Sowers, Craig, 1970
 Spain, Connell, 1993, 94
 Sparkman, Don, 1971, 72, 73
 Spires, Greg, 1994
 Spivey, John, 1957, 58, 59
 Spooner, Phil, 1963, 64, 65
 Staab, Ray, 1954
 Stallworth, David, 1989, 90, 91
 Stark, Jon, 1993, 94
 Stark, Rohn, 1978, 79, 80, 81
 Stephens, John, 1964, 65, 66
 Stevenson, Robert, 1989, 90, 91, 92
 Stewart, Alan, 1987, 88, 89
 Stewart, Mike, 1976, 77
 Stiehl, Eric, 1984, 85, 86
 Strickland, Larry, 1970, 71, 72
 Strickland, Oliver, 1989
 Strickler, Joe, 1969, 70, 71
 Stockton, Andy, 1974, 75
 Stockstill, Rick, 1979, 80, 81
 Stokes, Jay, 1969, 70, 71
 Strauss, Buddy, 1948, 49
 Stroud, Todd, 1983, 84, 85
 Sudder, Rich, 1992
 Sumner, Avery, 1962, 63, 64
 Sumner, Walter, 1966, 67, 68
 Sutton, Lenny, 1986
 Swantic, Len, 1953, 54, 55, 56
 Swosowski, Bob, 1958, 59, 60
 Sytsma, Henry, 1962
 Szczepanik, Vic, 1949, 50, 51, 52

T

Tanks, Michael, 1986, 87, 88, 89
 Taylor, Henry, 1981, 82, 83, 84
 Taylor, Jimmy Lee, 1951, 52, 53, 54
 Taylor, Rick, 1983
 Taylor, Thurston, 1965, 66, 67
 Tensi, Steve, 1962, 63, 64
 Terry, Nat, 1976, 77
 Thames, Jon, 1973, 74, 75, 76
 Tharpe, Al, 1947
 Thomas, Curtis, 1985, 86
 Thomas, Danny, 1968, 69
 Thomas, Eric, 1983, 84, 85
 Thomas, Gerry, 1991
 Thomas, James, 1970, 71, 72
 Thomas, Rudy, 1974, 75, 76
 Thomas, Tra, 1994
 Thompson, Jim, 1982, 83, 84
 Thompson, Roy, 1951
 Thompson, Shelton, 1986, 87, 88, 89
 Thompson, Weegie, 1981, 82, 83
 Tillman, George, 1960
 Tomberlin, Pat, 1985, 86, 87, 88
 Trado, Jim, 1954
 Trancygier, Ed, 1960, 61
 Tully, Jack, 1947, 48

Turk, Richard, 1950, 51, 52
 Turral, Eric, 1990, 91
 Tuten, Rick, 1986, 87
 Tyre, Bill, 1961, 62
 Tyre, Lewis, 1992, 93, 94
 Tyson, Jim, 1968, 69, 70

U-V

Ulmer, Al, 1957, 58, 59
 Unglaub, Kurt, 1976, 77, 78, 79
 Urich, Bob, 1964, 65
 Urquhart, Whitney, 1948, 49
 Vanover, Tamarick, 1992, 93
 Verbinski, Joe, 1959, 60, 61
 Versprille, Pat, 1955, 56
 Vohun, Frank, 1967, 68, 69
 Voltapetti, Barry, 1980, 81

W

Wachtel, John, 1961, 62, 63, 64
 Wadsworth, Andre, 1994
 Walker, Clyde, 1975, 76, 77
 Walker, Stan, 1967, 68, 69
 Wall, Toledo, 1993
 Wallace, Lou, 1957
 Wallace, Ron, 1968, 69, 70
 Wallace, Wade, 1978, 79
 Waller, H.T., 1966
 Ward, Charlie, 1989, 91, 92, 93
 Warren, Scott, 1976, 77, 78, 79
 Warren, Terry, 1984, 85, 86, 87
 Warren, Tommy, 1968, 69, 70
 Watson, John, 1947
 Weaver, Billy, 1955, 56, 57
 Wells, Chuck, 1985
 Wells, Rodney, 1994
 Weldon, Casey, 1988, 89, 90, 91
 Wesley, Gil, 1977, 78, 79
 West, Tom, 1962, 63, 64
 Wessel, Joe, 1982, 83, 84
 Wetherell, T.K., 1965, 66, 67
 Wettstein, Max, 1963, 64, 65
 Wheeler, Tom, 1982, 83
 Whigham, Frank, 1970, 71
 White, Gaylon, 1984, 85, 86
 White, Randy, 1985, 86, 87
 White, Tom, 1969, 70
 Whitehead, Bud, 1958, 59, 60
 Whitehead, Willie, 1960
 Whitehurst, Dan, 1970, 71, 72
 Whitmer, Bob, 1951
 Whiting, Mike, 1978, 79, 80, 81
 Whittington, David, 1988
 Widner, Terry, 1982, 83
 Williams, Alphonso, 1985, 86, 87, 88
 Williams, Anthony, 1986
 Williams, Blair, 1981, 82
 Williams, Brian, 1981, 82, 83, 84
 Williams, Dayne, 1986, 87, 88
 Williams, Del, 1964, 65, 66
 Williams, Dick, 1947
 Williams, Eric, 1984, 85, 86, 87, 88
 Williams, Isaac, 1982, 83, 84, 85
 Williams, Phil, 1978, 79, 80, 81
 Williams, Pooh Bear, 1993
 Williams, Rhodney, 1993
 Williams, Ricky, 1979, 80, 81, 82
 Williams, Waldo, 1975, 76
 Williamson, Larry, 1965, 66
 Willis, Peter Tom, 1986, 88, 89
 Wilmot, Horace, 1983
 Wilson, Reinard, 1993, 94
 Wimberly, John, 1990, 92
 Woodrich, Bob, 1950, 51, 52
 Woodham, Wally, 1977, 78, 79
 Woolford, Gary, 1975, 76
 Wooten, Jerry, 1963
 Wyche, John, 1987, 89, 90

X-Y-Z

Xanders, Brian, 1992
 Yeldell, Bill, 1968
 Yeomans, Tony, 1986, 87, 88, 89
 Young, Tommy, 1981, 82
 Zaffran, Ted, 1969, 70
 Zion, Harvey, 1966, 67, 68

SEMINOLE ALL-AMERICANS

1962

Gene McDowell (LB) AP (3)

1964

Fred Biletnikoff (SE) ... AP (1), FWA (1), NEA (1),
FN (1), NY NEWS (1), UPI (2), AFC (2), NCAA

1966

Del Williams (OG) AP (2)

1967

Kim Hammond (QB) AP (2), UPI (2)
Ron Sellers (FL) AP (1), AFC (1), NEA (1),
FN (1), UPI (2), FWA (2), NCAA

1968

Ron Sellers (FL) .. AP (1), AFC (1), FN (1), SN (1),
TIME (1), UPI (2), NEA (2), FWA (2)
Dale McCullers (LB) NEA (1), AP (3)
Jack Fenwick (OL) AP (HM)
Bill Cappleman (QB) AP (HM)

1971

Rhett Dawson (WR) AP (3)

1972

Larry Strickland (LB) AP (HM)
Gary Huff (QB) AFC (1), GRID (1), TIME (1),
CH (1), CFW (1), FN (2), UPI (2), AP (HM)
Barry Smith (WR) AFC (1), CH (1),
AP (2), UPI (2), US (2), FN (3)
James Thomas (DB) TIME (1), CFW (1), US (1)

1976

Ed Beckman (TE) AP (HM)
John Thames (DT) AP (HM)
Gil Wesley (C) FN (3)

1977

Wade Johnson (OG) AP (HM)
Willie Jones (DE) AP (HM)
Larry Key (RB) AP (HM)
Ron Simmons (MG) AP (HM), FN (HM), FN (FR)
Nat Terry (DB) AP (HM)

1978

Jackie Flowers (WR) AP (HM), SN (HM)
Nate Henderson (OT) AP (HM)
Willie Jones (DE) UPI (2), AP (HM), SN (HM)
Ron Simmons (MG) FN (3), AP (HM)

1979

Monk Bonasorte (DB) AP (3)
Jackie Flowers (WR) UPI (2), FN (2)
Mike Good (OG) AP (HM)
Jimmy Jordan (QB) SN (HM)
Ron Simmons (MG) AP (1), UPI (1),
CAMP, FN (1), KOD, NCAA
Scott Warren (DE) CH (1), AP (HM)
Gil Wesley (C) CH (1)

1980

Monk Bonasorte (DB) FN (2), AP (HM)
Bobby Butler (DB) NEA (1), AP (3)
Greg Futch (OG) AP (HM)
Reggie Herring (LB) AP (2)
Ken Lanier (OT) AP (2)
Mark Macek (OT) AP (HM)
Paul Piurowski (LB) AP (HM)
Ron Simmons (MG) UPI (1), KOD,
SN (1), FN (3), NCAA
Rohn Stark (P) KOD, UPI (1), SN (1), FN (3)

1981

Greg Allen (TB) FN (FR)
Garry Futch (DT) AP (HM)
Tom McCormick (C) AP (HM)
Rohn Stark (P) SN (1), UPI (1), NEA (1), HI (1)
Barry Voltapetti (OT) AP (HM)

1982

Greg Allen (TB) AP (HM)
Alphonso Carreker (DT) AP (HM)
Harvey Clayton (DB) AP (HM)
Jamie Dukes (OG) FN (FR)
Hassan Jones (WR) FN (FR)
Tom McCormick (C) AP (HM)
Isaac Williams (DL) FN (FR)
Ricky Williams (RB) AP (HM)
Tommy Young (LB) AP (HM)

1983

Greg Allen (TB) UPI (1), CAMP,
FN (2), AP (3), NCAA
Alphonso Carreker (DT) FN (3), AP (HM)
Tom McCormick (C) AP (HM)
Herbert Harp (OL) FN (HM)
Jamie Dukes (OG) FN (HM)

1984

Greg Allen (TB) ... CAMP, FN (1), UPI (2), AP (3)
Louis Berry (P) AP (HM)
Jamie Dukes (OG) FN (2), AP (HM)
Jessie Hester (WR) AP (HM), FN (HM)
Derek Schmidt (KS) AP (HM)
Henry Taylor (ILB) AP (HM)

1985

Louis Berry (P) AP (HM)
Jamie Dukes (OG) CAMP, FWA (1),
UPI (2), AP (2), FN (3), NCAA
Chip Ferguson (QB) FN (FR-2)
Victor Floyd (TB) AP (HM)
John Ionata (OT) FN (HM), AP (HM)
Hassan Jones (WR) AP (HM)
Pablo Lopez (OT) FN (SO-3)
Martin Mayhew (CB) FN (HM), AP (HM)
Paul McGowan (ILB) FN (SO-2), AP (HM)
Gerald Nichols (DT) AP (HM)
Derek Schmidt (KS) UPI (HM), AP (HM)
Stan Shiver (SS) FN (FR-2)
Pat Tomberlin (OG) AP (HM)
Isaac Williams (OT) FN (HM), AP (HM)

1986

Louis Berry (P) AP (HM)
 Pat Carter (TE) AP (HM)
 Steve Gabbard (DT) FN (SO-2)
 Fred Jones (ILB) AP (HM)
 Jason Kuipers (OG) FN (SO-3)
 Paul McGowan (ILB) AP (HM)
 Gerald Nichols (DT) AP (HM)
 Deion Sanders (CB) SN (1), AP (3),
 FN (SO), UPI (HM)
 Derek Schmidt (KS) AP (HM)
 Sammie Smith (TB) FN (FR)
 Pat Tomberlin (OG) AP (HM), FN (SO-2)

1987

Pat Carter (TE) SN (1), AP (2)
 Herb Gainer (WR) AP (HM)
 Odell Haggins (NG) AP (HM)
 Eric Hayes (DT) AP (HM)
 Jason Kuipers (OG) AP (HM)
 Paul McGowan (ILB) AP (1), SN (1), FN (1)
 Deion Sanders (CB) AP (1), UPI (1), FWA (1),
 SN (1), FN (1), CAMP, KOD, SH, NCAA
 Derek Schmidt (KS) AP (3)
 Sammie Smith (TB) AP (HM)
 Pat Tomberlin (OT) AP (3)
 Terry Warren (OLB) AP (HM)

1988

Terry Anthony (WR) AP (HM), SN (HM)
 Chip Ferguson (QB) AP (HM), UPI (HM)
 Steve Gabbard (DT) AP (HM)
 Odell Haggins (NG) AP (2), SN (HM)
 Joey Ionata (OT) AP (HM)
 Jason Kuipers (OG) AP (HM)
 Bruce LaSane (WR) SN (HM)
 Ronald Lewis (WR) AP (HM), SN (HM)
 Deion Sanders (CB) AP (1), UPI (1), FWA (1),
 SN (1), FN (1), CAMP, KOD, NCAA
 Stan Shiver (SS) AP (HM)
 Kelvin Smith (ILB) AP (HM)
 Sammie Smith (TB) AP (HM)
 Pat Tomberlin (OT) AP (2), UPI (2),
 SN (2), FN (2), CAMP
 Dayne Williams (FB) SN (HM)

1989

Terry Anthony (WR) SN (HM)
 LeRoy Butler (CB) AP (1), UPI (1),
 CAMP, SN (HM), NCAA
 Kirk Carruthers (ILB) SN (HM)
 Dexter Carter (TB) SN (HM)
 Lawrence Dawsey (WR) SN (HM)
 Odell Haggins (NG) KOD, CAMP,
 UPI (2), FN (2), SN (HM)
 Eric Hayes (DT) SN (HM), FN (3)
 Ronald Lewis (WR) SN (HM)
 Michael Tanks (C) AP (1), FWA (1),
 UPI (2), SN (HM)
 Peter Tom Willis (QB) UPI (HM), SN (HM)

1990

Terrell Buckley (CB) AP (2), SN (2), FN (2)
 Lawrence Dawsey (WR) AP (1), FWA (1),
 SN (2), FN (3)

Marvin Jones (ILB) AP (3)

1991

Terrell Buckley (CB) AP (1), UPI (1), KOD,
 FWA (1), CAMP, SN (1), FN (1), SH (1), NCAA
 Kirk Carruthers (ILB) UPI (HM)
 Marvin Jones (ILB) AP (1), UPI (1), FWA (1),
 CAMP, SN (1), SH (1), FN (3), NCAA
 Amp Lee (TB) CAMP, FN (3), SH (HM), UPI (HM)
 Kevin Mancini (OT) UPI (HM)
 Patrick McNeil (OG) FN (FR)
 Casey Weldon (QB) CAMP, FN (1), SH (1),
 AP (2), SN (2), UPI (HM)

1992

Derrick Brooks (OLB) FN (SO)
 Marvin Jones (ILB) AP (1), UPI (1), KOD (1),
 FWA (1), CAMP, SN (1),
 SH (1), FN (1), CPFW (1), NCAA
 Patrick McNeil (OG) FN (SO)
 Corey Sawyer (CB) AP (2), FN (2),
 UPI (HM), FN (SO)
 Robert Stevenson (OT) FN (2), UPI (HM)
 Lewis Tyre (OG) FN (FR)
 Tamarick Vanover (WR/KR) SN (1),
 CPFW (1), FN (FR)
 Charlie Ward (QB) AP (3), SN (2),
 UPI (HM), SH (HM)

1993

Derrick Alexander (DE) FWA (1),
 UPI (2), AP (3), FN (SO)
 Derrick Brooks (OLB) AP (1), UPI (1),
 FWA (1), SH (1), KOD (1),
 CAMP (1), SN (1), FN (1), NCAA
 Patrick McNeil (OG) FN (3)
 Corey Sawyer (CB) CAMP, UPI (1),
 SN (1), FN (1), AP (2)
 Clay Shiver (C) FN (SO)
 Tamarick Vanover (WR) SN (2)
 Charlie Ward (QB) AP (1), UPI (1),
 FWA (1), SH (1), KOD (1),
 CAMP, SN (1), FN (1), NCAA

1994

Clifton Abraham (CB) AP (1), UPI (1), CAMP (1),
 FC/KOD (1), FN (1), SH (HM), NCAA
 Derrick Brooks (OLB) CAMP (1), FC/KOD (1),
 SH (1), UPI (2), AP (HM)
 Derrick Alexander (DE) AP (1), CAMP (1),
 UPI (2), SN (2), SH (HM)
 Clay Shiver (C) FWA (1), SH (1), AP (2),
 UPI (HM)
 Kez McCorvey (WR) UPI (1), SH (HM)
 Warrick Dunn (RB) UPI (HM)
 Patrick McNeil (OG) UPI (HM)

KEY — AP-Associated Press; UPI-United Press International;
 FN-Football News; AFC-American Football Coaches; NEA-News-
 paper Enterprises Association; TIME-Time Magazine; NYNEWS-
 New York Daily News; SH-Scripps Howard; SN-Sporting News;
 FWA-Football Writers Association; KOD-Kodak; CAMP-Walter
 Camp; CPFW-College & Pro Football Weekly; GRID-Gridiron;
 HI-Hartford Insurance; CH-Churchmans; US-Universal Sports;
 NCAA-NCAA Consensus; (1) First Team; (2) Second Team; (3)
 Third Team; (HM) Honorable Mention; (FR) Freshman Team;
 (SO) Sophomore Team.

SEMINOLE CONSENSUS ALL-AMERICANS



**1964
FRED
BILETNIKOFF**



**1967
RON
SELLERS**



**1979-80
RON
SIMMONS**



**1983
GREG
ALLEN**



**1985
JAMIE
DUKES**



**1987-88
DEION
SANDERS**



**1989
LEROY
BUTLER**



**1991
TERRELL
BUCKLEY**



**1991-92
MARVIN
JONES**



**1993
CHARLIE
WARD**




**1993
DERRICK
BROOKS**



*Cornerback
Clifton Abraham
joined the
elite rank of
Consensus
All-Americans
as a senior last
season.*

ALL ACC & OTHER HONORS



Corey Fuller joined nine of his teammates on the All-ACC first team last season.

FSU'S ALL-ACC PICKS

1994 FIRST TEAM

- Clifton Abraham CB
- Derrick Alexander DE
- Derrick Brooks OLB
- Warrick Dunn RB
- Corey Fuller CB
- Danny Kanell QB
- Kez McCorvey WR
- Patrick McNeil OG
- Clay Shiver C
- Lewis Tyre OG

SECOND TEAM

- Devin Bush SS

1993 FIRST TEAM

- Clifton Abraham CB
- Derrick Alexander DE
- Ken Alexander ILB
- Derrick Brooks OLB
- Kez McCorvey WR
- Corey Sawyer CB
- Clay Shiver C
- Charlie Ward QB

SECOND TEAM

- Sean Jackson TB
- Lonnie Johnson TE
- Patrick McNeil OG

THIRD TEAM

- Scott Bentley PK
- Devin Bush SS
- Chris Cowart OLB
- Jon Nance NG
- Lewis Tyre OG
- Tamarick Vanover WR

1992 FIRST TEAM

- Derrick Brooks OLB
- Marvin Jones ILB
- Corey Sawyer CB
- Robert Stevenson OT
- Charlie Ward QB

SECOND TEAM

- Robbie Baker C
- Leon Fowler FS
- Patrick McNeil OG
- Tamarick Vanover WR

- Gary Huff QB
- Larry Strickland LB
- Joe Strickler DT
- James Thomas DB

HONORABLE MENTION

- Charles Hunt DL
- Bill Shaw DL
- Dan Whitehurst DL

1972 FIRST TEAM

- Phil Arnold OG
- Gary Huff QB
- Hodges Mitchell RB
- Gary Parris TE
- Barry Smith WR
- Larry Strickland LB

HONORABLE MENTION

- James Thomas DB

1973 HONORABLE MENTION

- Don Sparkman OT

1974 FIRST TEAM

- Burt Cooper LB
- Mike Shumann WR

SECOND TEAM

- Joe Downey P
- Greg Johnson DL
- Larry Key RB

HONORABLE MENTION

- Leon Bright RB
- Jeff Gardner OG
- Joe Goldsmith TE

1975 FIRST TEAM

- Jeff Gardner OG
- Bobby Jackson DB

HONORABLE MENTION

- Leon Bright RB
- Aaron Carter LB
- Willie Jones DT
- Larry Key RB
- Lee Nelson DB
- Mike Shumann WR
- Clyde Walker QB

1976 FIRST TEAM

- Ed Beckman TE
- Jon Thames OT

1977 FIRST TEAM

- Wade Johnson OG
- Willie Jones DE
- Larry Key RB

ALL-SOUTH INDEPENDENT

1968 FIRST TEAM

- Bill Cappleman QB
- John Crowe DB
- Jack Fenwick OT
- Dale McCullers LB
- Ron Sellers FL

1969 FIRST TEAM

- Tom Bailey RB
- Bill Cappleman QB
- Bill Lohse LB
- Robert McEachern DL
- Tim Tyson TE
- Ron Wallace DE

1970 FIRST TEAM

- Rhett Dawson WR
- Allen Dees C
- Robert McEachern DL
- James Thomas DB
- Tommy Warren QB

HONORABLE MENTION

- Tom Bailey RB
- Duane Carrell P
- Frank Fontes KS
- Bill Lohse LB
- Eddie McMillian DB

1971 FIRST TEAM

- Rhett Dawson WR
- Frank Fontes KS

Mike Shumann WR
 Nat Terry DB

SECOND TEAM

Bill Duley P
 Ron Simmons MG

1978 FIRST TEAM

Jackie Flowers WR
 Mike Good OG
 Nate Henderson OT
 Willie Jones DE
 Ron Simmons MG

SECOND TEAM

Dave Cappelen KS
 Jimmy Jordan QB

1979 FIRST TEAM

Jackie Flowers WR
 Mike Good OG
 Ken Lanier OT
 Scott Warren DE
 Ron Simmons MG

SECOND TEAM

Monk Bonasorte DB
 Bobby Butler DB
 Dave Cappelen PK
 Reggie Herring LB
 Mark Lyles RB

1980 FIRST TEAM

Monk Bonasorte DB
 Bobby Butler DB
 Bill Capece PK
 Greg Futch OG
 Reggie Herring LB
 Ken Lanier OT
 Mark Macek DT
 Rohn Stark P

SECOND TEAM

Garry Futch DT
 Paul Piurowski LB
 Sam Platt RB

1981 FIRST TEAM

Jarvis Coursey DE
 Tom McCormick C
 Rohn Stark P
 Barry Voltapetti OT

SECOND TEAM

Sam Childers TE
 Garry Futch DT
 James Harris DB
 Mike Whiting RB
 Greg Allen RB

1982 FIRST TEAM

Greg Allen RB
 Tom McCormick C
 Alphonso Carreker DT
 Harvey Clayton DB

SECOND TEAM

Larry Harris DB
 Jessie Hester WR
 Kelly Lowrey QB

Ricky Render OL
 Ken Roe LB
 Ricky Williams RB
 Tommy Young LB

1983 FIRST TEAM

Greg Allen RB
 Alphonso Carreker DT
 Tom McCormick C

SECOND TEAM

Jamie Dukes OG
 John Ionata OT
 Weegie Thompson WR

1984 FIRST TEAM

Greg Allen RB
 Louis Berry P
 Jamie Dukes OG
 Jessie Hester WR
 Derek Schmidt KS
 Henry Taylor ILB

SECOND TEAM

John Ionata OT

1985 FIRST TEAM

Jamie Dukes OG
 John Ionata OT
 Hassan Jones WR
 Derek Schmidt KS
 Paul McGowan ILB
 Isaac Williams DT

SECOND TEAM

Pat Tomberlin OG
 Victor Floyd TB
 Martin Mayhew CB
 Gerald Nichols DT

1986 FIRST TEAM

Louis Berry P
 Gerald Nichols DT
 Pat Carter TE
 Paul McGowan ILB
 Deion Sanders CB
 Pat Tomberlin OT

SECOND TEAM

Herb Gainer WR
 Fred Jones ILB
 Derek Schmidt KS

1987 FIRST TEAM

Pat Carter TE
 Eric Hayes DT
 Paul McGowan ILB
 Deion Sanders CB
 Derek Schmidt KS
 Sammie Smith TB
 Pat Tomberlin OT
 Terry Warren OLB

SECOND TEAM

Odell Haggins NG
 Herb Gainer SE
 Jason Kuipers OG

1988 FIRST TEAM

Terry Anthony WR
 Pat Tomberlin OT
 Jason Kuipers OG
 Odell Haggins NG
 Deion Sanders CB

SECOND TEAM

Ronald Lewis WR
 Joey Ionata OT
 Chip Ferguson QB
 Sammie Smith TB
 Steve Gabbard DT
 Kelvin Smith ILB
 Stan Shiver SS

1989 FIRST TEAM

Michael Tanks C
 Peter Tom Willis QB
 John Brown OT
 Lawrence Dawsey WR
 Odell Haggins NG
 LeRoy Butler CB
 Kirk Carruthers ILB

SECOND TEAM

Eric Hayes DT
 Shelton Thompson OLB

1990 FIRST TEAM

Lawrence Dawsey WR
 Terrell Buckley CB
 Marvin Jones ILB
 Amp Lee TB
 Mike Morris OG

SECOND TEAM

Kirk Carruthers ILB
 Reggie Johnson TE
 Hayward Haynes OG
 Edgar Bennett FB
 Bill Ragans SS

1991 FIRST TEAM

Terrell Buckley CB
 Kirk Carruthers ILB
 Marvin Jones ILB
 Amp Lee TB
 Kevin Mancini OT
 Mike Morris OG
 Carl Simpson DE
 Casey Weldon QB

SECOND TEAM

Edgar Bennett FB
 Howard Dinkins OLB
 Robert Stevenson OT

LITTLE ALL-AMERICANS

1948 Hugh Adams (T)
 1949 Hugh Adams (T)
 1950 Jerry Morrical (T)
 1951 Bill Dawkins (G)
 1952 Curt Campbell (E)
 1954 Al Makowiecki (G)

SEMINOLES IN THE PROS

The 1991 Seattle Seahawks vs. Denver Broncos game was a reunion for former Seminoles (L-R) Alphonso Carreker, Eric Hayes, Rick Tuten, Reggie Johnson, and Dedrick Dodge.



sensational rookie fullback, had the unique accomplishment of winning the national championship and Super Bowl in the same city in consecutive years, and he stayed at the same hotel for both the Orange Bowl and the Super Bowl

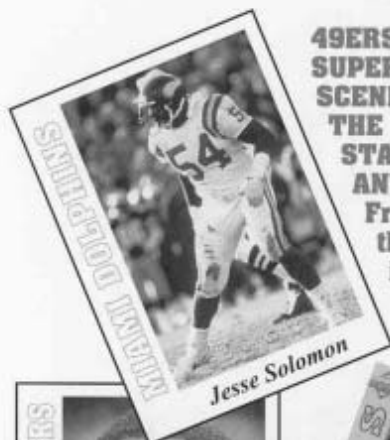
The event really should not be that surprising.

Florida State has been among the top producers of NFL talent for a number of years and last year's NFL Draft topped them all where the Seminoles are concerned. A record three FSU players were selected in the first


round of the draft led by defensive tackle Derrick Alexander who was the first pick of the Minnesota Vikings. The defensive trend continued when Devin Bush (Atlanta) and all-american Derrick Brooks (Tampa Bay) were chosen in the first round. A total of 10 players from last year's 4th-ranked squad were drafted by NFL teams and four others were expected to sign free agent contracts.

FSU has had 137 players drafted since 1951 and 60 percent (83) of those players played for Bobby Bowden at some point during his 19-year tenure in Tallahassee. Of those 83 Bowden draftees, 56 spent at least one complete season on an NFL roster.

WHEN THE SAN FRANCISCO 49ERS CELEBRATED LAST YEAR'S SUPER BOWL WIN IN MIAMI, THE SCENE MAY HAVE TOLD MORE ABOUT THE IMPACT OF THE FLORIDA STATE FOOTBALL PROGRAM THAN ANY OTHER IN THE NFL. San Francisco had four Seminoles on their world championship roster in Deion Sanders, William Floyd, Dexter Carter and Dedrick Dodge. In fact Floyd, the



Jesse Solomon



Dedrick Dodge



Carl Simpson



Terrell Buckley C II



Laurence Dawsey W R



Marion Bullis R II

CURRENT NFL ROSTERED PLAYERS

Shannon Baker Jacksonville Jaguars
 Edgar Bennett Green Bay Packers
 Terrell Buckley Miami Dolphins
 LeRoy Butler Green Bay Packers
 Marion Butts New England Patriots
 Dexter Carter New York Giants
 Pat Carter Houston Oilers
 Lawrence Dawsey Tampa Bay Buccaneers
 Dedrick Dodge San Francisco 49ers
 William Floyd San Francisco 49ers
 Dan Footman Cleveland Browns
 Jessie Hester St. Louis Rams
 Sean Jackson Houston Oilers
 Garth Jax Arizona Cardinals
 Brad Johnson Minnesota Vikings
 Lonnie Johnson Buffalo Bills
 Reggie Johnson Denver Broncos
 Marvin Jones New York Jets
 Kevin Knox Phoenix Cardinals
 Amp Lee Minnesota Vikings
 Martin Mayhew Tampa Bay Buccaneers
 Toddrick McIntosh Tampa Bay Buccaneers
 Sterling Palmer Washington Redskins
 Deion Sanders San Francisco 49ers
 Corey Sawyer Cincinnati Bengals
 Carl Simpson Chicago Bears
 Rohn Stark Indianapolis Colts
 Rick Tuten Seattle Seahawks
 Casey Weldon Tampa Bay Buccaneers
 Peter Tom Willis Tampa Bay Buccaneers



Pittsburgh, respectively. Thomas went on to win three Super Bowls during his eight year career with the Steelers. More recently, All-America cornerback Deion Sanders and single season rushing leader Sammie Smith went in the first round of the 1989 draft to Atlanta and Miami, respectively.

However, it has not always been the first, or even second, round Seminoles who have made the greatest impact in the NFL. Jesse Solomon and Garth Jax are examples of late round selections who are entering their 10th season in the league. Offensive lineman Jamie Dukes and punter Rick Tuten were not drafted, but have enjoyed long and successful NFL careers. Marion Butts, who lagged in the shadows of Smith at FSU, was drafted in the seventh round in 1989 and became a Pro Bowl player.

The 1993 draft featured six Seminoles led by Floyd who came out after his junior season and was the 28th selection in the first round. Floyd was joined by offensive teammates Lonnie Johnson, Sean Jackson and Kevin Knox in the draft. Cornerback Corey Sawyer and tackle Toddrick McIntosh were tabbed from the FSU defense. In addition, four Seminoles have already signed free agent contracts.

In 1992, 12 of Florida State's 23 seniors were



Since the end of the 1987 season alone, 46 Seminoles have been selected in the NFL draft, including 10 from last year's team.

Since 1969 when Ron Sellers became FSU's first first round pick, 15 Seminole football players have been NFL first round selections. While last year's record three first rounders is amazing, twice before Florida State has had two players taken in the initial round. The 1973 draft saw FSU career touchdown reception leader Barry Smith and free safety J.T. Thomas chosen first by Green Bay and



1995 FSU PROFESSIONAL SIGNINGS

| PLAYER | ROUND | TEAM |
|-----------------------|-------|----------------------|
| Derrick Alexander, DL | 1st | Minnesota Vikings |
| Devin Bush, SS | 1st | Atlanta Falcons |
| Derrick Brooks, LB | 1st | Tampa Bay Buccaneers |
| Corey Fuller, CB | 2nd | Minnesota Vikings |
| Tamarick Vanover, WR | 3rd | Kansas City Chiefs |
| Zack Crockett, FB | 3rd | Indianapolis Colts |
| Chris Cowart, DE | 4th | San Diego Chargers |
| Clifton Abraham, CB | 5th | Tampa Bay Buccaneers |
| Kez McCorvey, WR | 5th | Detroit Lions |
| 'OMar Ellison, WR | 5th | San Diego Chargers |



Buffalo Bills
Lonnie Johnson

drafted or signed as free agents. Of those, six players spent all or part of the next season on a professional roster. The Tribe's entire 1991 starting backfield was drafted - tailback Amp Lee (San Francisco), fullback Edgar Bennett (Green Bay) and quarterback Casey Weldon (Philadelphia). They were joined by former Seminoles teammates Terrell Buckley (Green Bay), Howard Dinkins (Atlanta) and Brad Johnson (Minnesota) in making FSU's 1992 draft class one of its most successful. The total number of FSU alumni in the NFL, counting the 1995 draftees as members, is

45.

Without a doubt, FSU's greatest pro ever was Oakland Raider wide receiver Fred Biletnikoff, a 1964 All-American at FSU who starred for 13 seasons with the silver and black and made the Pro Bowl four times over a span of five years. Biletnikoff played in a pair of Super Bowl earning MVP honors in Super Bowl XI. In 1988, he became the first former Seminoles elected to the Pro Football Hall of Fame.

Florida State continues to build on its reputation as "Cornerback U." with its professional draft choices. Both of FSU's cornerbacks last year were selected as Clifton Abraham and Corey Fuller will become the 7th and 8th former FSU corners in the NFL. A listing of former Seminoles in the pros shows FSU has sent more defensive backs (20) to the league than any other position.


Those players may have been asked to cover one of 17 former Seminoles who played receiver in the pros. There have been 13 defensive linemen and 11 FSU linebackers in professional football.

A total of 16 NFL running backs wore the Garnet and Gold, while eight offensive linemen went to Florida State. Nine tight ends and eight former FSU quarterbacks made it at least one season in pro football.

No school in the history of college football can match Florida State's eight year run among the Associated Press top four. There has never been a more successful bowl run than Florida State's current streak of 10 wins. Yet, to a number of people nothing speaks louder of Florida State's success than the impressive number of players who continue on to the NFL.



Washington Redskins
Sterling Palmer



New York Giants
Dexter Carter



Los Angeles Rams
Pat Carter



Green Bay Packers
Edgar Bennett



Atlanta Falcons
Jamie Dukes



Tampa Bay Buccaneers
LAWRENCE DAWSEY WIDE RECEIVER



Washington Redskins
Martin Mayhew

FSU CONSENSUS ALL-ROOKIE SELECTIONS

- Bobby Jackson New York Jets, 1987
- Alphonso Carreker .. Green Bay Packers, 1984
- Lawrence Dawsey Tampa Bay Buccaneers, 1991

FSU SUPER BOWL PARTICIPANTS

- Fred Biletnikoff ... Oakland Raiders, 1968, 1977
- J.T. Thomas Pittsburgh Steelers, 1974, 1975, 1979
- Willie Jones Oakland Raiders, 1980
- Dennis McKinnon Chicago Bears, 1985
- Ken Lanier Denver Broncos, 1986, 1987, 1988, 1989
- Zeke Mowatt New York Giants, 1986
- Alphonso Carreker Denver Broncos, 1989
- Rick Tuten Buffalo Bills, 1991
- Martin Mayhew Washington Redskins, 1992
- Dexter Carter San Francisco 49ers, 1995
- Dedrick Dodge San Francisco 49ers, 1995
- William Floyd San Francisco 49ers, 1995
- Deion Sanders San Francisco 49ers, 1995

FSU'S PRO BOWL SELECTIONS

- Fred Biletnikoff Oakland Raiders, 1971, 72, 74, 75
- J.T. Thomas Pittsburgh Steelers, 1978
- Rohn Stark Indianapolis Colts, 1986, 87, 91, 93
- Marion Butts San Diego Chargers, 1991
- Deion Sanders Atlanta Falcons, 1992, 93, 94, 95
- LeRoy Butler Green Bay Packers, 1994

ALL-TIME NFL LIST

PLAYER

Allen, Greg (RB)
 Amman, Richard (DE)
 Anthony, Terry (WR)
 Avezzano, Joe (C)
 Bailey, Tom (RB)
 Baker, Shannon (WR)
 Beckman, Ed (TE)
 Bennett, Edgar (FB)
 Berry, Louis (P)
 Biletnikoff, Fred (WR)
 Bright, Leon (RB)
 Buckley, Terrell (CB)
 Butler, Bobby (CB)
 Butler, LeRoy (CB)
 Butts, Marion (RB)
 Capece, Bill (KS)
 Capplemann, Bill (QB)
 Carreker, Alphonso (DT)
 Carroll, Duane (P)

Carter, Dexter (RB)
 Carter, Pat (TE)
 Clayton, Harvey (CB)
 Coffield, Randy (LB)
 Cooper, Bert (LB)
 Curchin, Jeff (OL)
 Dawsey, Lawrence (WR)
 Dawson, Bill (LB/TE/DE)
 Dawson, Rbett (WR)
 Dinkins, Howard (OLB)
 Dodge, Dedrick (DB)
 Dukes, Jamie (OL)
 Feamster, Tom (T)
 Fenner, Lane (WR)
 Floyd, Victor (RB)
 Floyd, William (FB)
 Footman, Dan (DE)
 Freeman, Reggie (DE)
 Gabbard, Steve (OT)
 Gaydos, Kent (WR)
 Glass, Chip (TE)
 Gray, Hector (DB)
 Guthrie, Grant (K)
 Haggins, Odell (NG)
 Hammond, Kim (QB)
 Hayes, Eric (DT)
 Hendley, Jim (C)
 Hermann, Dick (LB)
 Hester, Jessie (WR)

Hester, Ron (LB)
 Huff, Gary (QB)

Hunt, Charles (LB)
 Jackson, Bobby (DB)
 Jackson, Sean (RB)
 Jax, Garth (LB)
 Johnson, Brad (QB)
 Johnson, Greg (DT)
 Johnson, Lonnie (TE)
 Johnson, Reggie (TE)
 Jones, Hassan (WR)
 Jones, Fred (LB)
 Jones, Marvin (ILB)
 Jones, Willie (DE)
 Kimber, Bill (DE)
 Kinderman, Keith (RB)
 Knox, Kevin (WR)

TEAM (YEARS)


Cleveland Browns (1985); Tampa Bay Buccaneers (1986)
 Baltimore Colts (1972-73)
 Tampa Bay Buccaneers (1990-92)
 New England Patriots (1966)
 Philadelphia Eagles (1971-74)
 Atlanta Falcons (1993); Indianapolis Colts (1993-94)
 Kansas City Chiefs (1977-84)
 Green Bay Packers (1992-)
 Atlanta Falcons (1987)
 Oakland Raiders (1965-78)
 New York Giants (1981-83); Tampa Bay Buccaneers (1984-85)
 Green Bay Packers (1993-)
 Atlanta Falcons (1981-93)
 Green Bay Packers (1990-)
 San Diego Chargers (1989-93); New England Patriots (1994-)
 Tampa Bay Buccaneers (1981-83)
 Minnesota Vikings (1970); Detroit Lions (1973)
 Green Bay Packers (1984-88); Denver Broncos (1989-93)
 Dallas Cowboys (1974); Los Angeles Rams (1975); New York Jets (1976-77);
 St. Louis Cardinals (1977)
 San Francisco 49ers (1990-)
 Detroit Lions (1988); Los Angeles Rams (1989-93); Houston Oilers (1994-)
 Pittsburgh Steelers (1983-86); New York Giants (1987)
 Seattle Seahawks (1976); New York Giants (1978-79)
 Tampa Bay Buccaneers (1976)
 Chicago Bears (1970); Buffalo Bills (1972)
 Tampa Bay Buccaneers (1991-)
 New England Patriots (1965)
 Houston Oilers (1972); Minnesota Vikings (1973)
 Atlanta Falcons (1992-)
 Seattle Seahawks (1991-93); San Francisco 49ers (1994-)
 Atlanta Falcons (1986-93); Green Bay Packers (1994-)
 Baltimore Colts (1956)
 San Diego Chargers (1968)
 San Diego Chargers (1989)
 San Francisco 49ers (1994)
 Cleveland Browns (1993-)
 New Orleans Saints (1993)
 Philadelphia Eagles (1989); Green Bay Packers (1991)
 Green Bay Packers (1975)
 Cleveland Browns (1969-73); New York Giants (1974)
 Detroit Lions (1981-83)
 Buffalo Bills (1970-73)
 San Francisco 49ers (1990-91); Buffalo Bills (1992)
 Miami Dolphins (1968); New England Patriots (1968-70)
 Seattle Seahawks (1990-92)
 Atlanta Falcons (1987)
 Oakland Raiders (1965)
 Los Angeles Raiders (1985-87); Atlanta Falcons (1988);
 Indianapolis Colts (1990-93); Los Angeles Rams (1994-)
 Miami Dolphins (1982-84)
 Chicago Bears (1973-77); Tampa Bay Buccaneers (1977-78);
 San Francisco 49ers (1980)
 San Francisco 49ers (1973); Tampa Bay Buccaneers (1976)
 New York Jets (1978-85)
 Houston Oilers (1994)
 Dallas Cowboys (1986-88); Arizona Cardinals (1989-)
 Minnesota Vikings (1992-)
 Chicago Bears (1977); Tampa Bay Buccaneers (1977); Baltimore Colts (1977)
 Buffalo Bills (1994)
 Denver Broncos (1991-)
 Minnesota Vikings (1986-93); Kansas City Chiefs (1993-)
 Kansas City Chiefs (1987)
 New York Jets (1993-)
 Oakland Raiders (1979-82)
 New York Giants (1959-60); New England Patriots (1961)
 San Diego Chargers (1963-64); Houston Oilers (1965-68)
 Phoenix Cardinals (1994)

DRAFT ROUND

2nd (1985)
 10th (Dallas-1972)
 11th (1990)
 6th (1966)
 10th (1971)
 8th (1993)
 Free Agent
 4th (1992)
 Free Agent
 2nd (1968)
 Free Agent
 1st (1993)
 1st (1981)
 2nd (1990)
 7th (1989)
 12th (Oilers-1981)
 2nd (1970)
 1st (1984)
 Free Agent
 1st (1990)
 2nd (1988)
 Free Agent
 10th (1976)
 12th (Jets-1975)
 6th (1970)
 3rd (1991)
 19th (1964)
 10th (1972)
 3rd (1992)
 Free Agent
 Free Agent
 Free Agent
 7th (1968)
 11th (1989)
 1st (1994)
 2nd (1993)
 2nd (1993)
 Free Agent
 12th (Raiders-72)
 3rd (1969)
 Free Agent
 6th (1970)
 9th (1990)
 6th (1968)
 5th (1990)
 Free Agent
 Free Agent
 1st (1985)
 6th (1982)
 2nd (1973)
 10th (1973)
 6th (1978)
 4th (1994)
 11th (1986)
 9th (1992)
 5th (Eagles-1977)
 2nd (1994)
 2nd (1991)
 5th (1986)
 Free Agent
 1st (1993)
 2nd (1979)
 Free Agent
 3rd (1963)
 6th (Bills-1994)



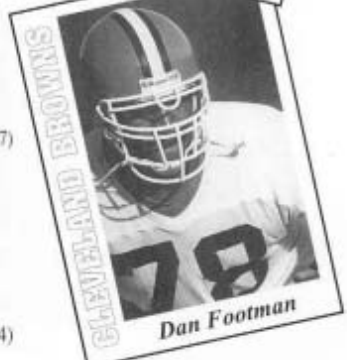
Shannon Baker



William Floyd



Reggie Johnson




Dan Footman



Rick Tuten



Corey Sawyer



Toddrick McIntosh

Lanier, Ken (OT)
 Lee, Amp (TB)
 Lewis, Ronald (WR)
 Mack, Kim (DB)
 Majors, Joe (DB)
 Mankins, Jim (RB)
 Mayhew, Martin (CB)
 McCullers, Dale (LB)
 McIntosh, Toddrick (DE)
 McKinnon, Dennis (WR)
 McLean, Scott (LB)
 McManus, Danny (QB)
 McMillan, Eddie (CB)

Meseroll, Mark (T)
 Moss, Anthony (LB)
 Mowatt, Zeke (TE)
 Murdock, Les (K)
 Nelson, Lee (DB)
 Nichols, Gerald (DT)
 Paige, Lee (DB)
 Palmer, Sterling (DE)
 Parris, Gary (TE)

Ponder, David (DT)
 Renn, Bobby (DB/WR)
 Romeo, Tony (TE)
 Sanders, Deion (CB)
 Sawyer, Corey (CB)
 Scott, Stanley (DE)
 Sellers, Ron (WR)

Shumann, Mike (WR)

Simpson, Carl (DE)
 Smith, Barry (WR)

Smith, Sammie (RB)
 Solomon, Jesse (LB)

Stark, Rohn (P)
 Summer, Walt (DB)
 Tensi, Steve (QB)
 Terry, Nat (DB)
 Thomas, J.T. (FS)
 Thompson, Weegie (WR)
 Tomberlin, Pat (OT)
 Tuten, Rick (P)

Weldon, Casey (QB)
 Wettstein, Max (TE)
 Whitehead, Bud (S)
 Williams, Del (C)
 Willis, Peter Tom (QB)
 Woolford, Gary (S)

Denver Broncos (1981-92)
 San Francisco 49ers (1992-93); Minnesota Vikings (1994-)
 San Francisco 49ers (1990-91); Green Bay Packers (1992-93)
 Seattle Seahawks (1987)
 Houston Oilers (1960)
 Atlanta Falcons (1967)
 Washington Redskins (1989-92); Tampa Bay Buccaneers (1993-)
 Miami Dolphins (1969)
 Tampa Bay Buccaneers (1994)
 Chicago Bears (1983-89); Dallas Cowboys (1990); Miami Dolphins (1990-91)
 Dallas Cowboys (1983)
 Kansas City Chiefs (1988)
 Los Angeles Rams (1973-75); Seattle Seahawks (1976-77/Expansion Draft);
 Buffalo Bills (1978)

New Orleans Saints (1975)
 New York Giants (1991)
 New York Giants (1983-89); New England Patriots (1990-91)
 New York Giants (1967)
 St. Louis Cardinals (1976-85)
 New York Jets (1987-90); Tampa Bay Buccaneers (1991-93)
 Tampa Bay Buccaneers (1987)
 Washington Redskins (1993-)
 San Diego Chargers (1973-74); Cleveland Browns (1975-78);
 St. Louis Cardinals (1979-80)
 Dallas Cowboys (1985)

New York Jets (1961)
 Kansas City Chiefs (1961); New England Patriots (1962-67)
 Atlanta Falcons (1989-93); San Francisco 49ers (1994-)
 Cincinnati Bengals (1994)
 Miami Dolphins (1987)
 New England Patriots (1969-71); Dallas Cowboys (1972);
 Miami Dolphins (1973)

San Francisco 49ers (1978-79); Tampa Bay Buccaneers (1980);
 San Francisco 49ers (1981); St. Louis Cardinals (1982-83)
 Chicago Bears (1993-)
 Green Bay Packers (1973-75); Tampa Bay Buccaneers (1976/
 Expansion Draft)

Miami Dolphins (1989-91); Denver Broncos (1992)
 Minnesota Vikings (1986-89); Dallas Cowboys (1990); Tampa Bay
 Buccaneers (1991-92); Atlanta Falcons (1993); Miami Dolphins (1994-)
 Indianapolis Colts (1982-93); Pittsburgh Steelers (1995-)
 Cleveland Browns (1969-74)
 San Diego Chargers (1965-66); Denver Broncos (1967-70)
 Pittsburgh Steelers (1978); Detroit Lions (1978)
 Pittsburgh Steelers (1973-77, 79-81); Denver Broncos (1982)
 Pittsburgh Steelers (1984-89)
 Indianapolis Colts (1989-91)
 Philadelphia Eagles (1989); Buffalo Bills (1990);
 Seattle Seahawks (1991-)
 Philadelphia Eagles (1992); Tampa Bay Buccaneers (1993-)
 Denver Broncos (1966)
 San Diego Chargers (1961-68)
 New Orleans Saints (1967-73)
 Chicago Bears (1990-93)
 New York Giants (1980)

5th (1981)
 2nd (1992)
 3rd (1990)
 Free Agent
 Free Agent
 12th (Packers-66)
 10th (Bills-1988)
 12th (Rams-1969)
 7th (Cowboys-94)
 Free Agent
 Free Agent
 11th (1988)
 4th (1973)

Free Agent
 5th (1991)
 Free Agent
 Free Agent
 15th (1976)
 7th (1987)
 Free Agent
 4th (1993)
 15th (1973)

Free Agent
 Free Agent
 19th (Wash-1961)
 1st (1989)
 4th (1994)
 Free Agent
 1st (1969)

Free Agent
 2nd (1993)
 1st (1973)

1st (1989)
 12th (1986)

2nd (1982)
 7th (1969)
 4th (1965)
 11th (1978)
 1st (1973)
 4th (1984)
 4th (1989)
 Free Agent

4th (1992)
 Free Agent
 16th (1961)
 3rd (1967)
 3rd (1990)
 6th (Oilers-1977)



Peter Tom Willis



Rohn Stark



Sean Jackson



Kevin Knox

SEMINOLE RETIRED NUMBERS

Since Florida State University first fielded an intercollegiate football team 46 years ago, only four numbers have been retired. Those numbers — 17, 25, 34, and 50 — belonged to four of the greatest players in Florida State football history — Charlie Ward, Fred Biletnikoff, Ron Sellers and Ron Simmons.

25 FRED BILETNIKOFF



Biletnikoff played wide receiver at Florida State from 1961-64 under Head Coach Bill Peterson. He was FSU's first consensus All-American. As a senior, he ranked fourth in the nation with 57 receptions for 11 touchdowns, not including four touchdown catches in the Gator Bowl. Following his collegiate success, Biletnikoff went on to star for the Oakland Raiders of the National Football League for 14 years. During that time, he played in four Pro Bowls

and was the Most Valuable Player of Super Bowl XI.

34 RON SELLERS



Sellers remains the most prolific receiver in FSU history. He held most of the NCAA receiving records from the end of his senior season in 1968 until 1987. A flanker for Florida State from 1966 to 1968, he accumulated 3,979 yards on 240 receptions. Sellers' career was marked by consistency, quality and quantity. He caught passes in 30 consecutive games, averaging 119.9 yards per game. Sellers also led Florida State to three bowl games during his playing days.

50 RON SIMMONS



The greatest defender in Florida State history, Ron Simmons' number 50 was retired in 1988. Simmons anchored the center of the defense that took FSU to a pair of Orange Bowl appearances in 1979 and 1980, resulting in FSU's highest national rankings ever at that time. A dominating noseguard and the Tribe's first two-time consensus All-American, Simmons seemed to camp out in opponents' backfields. He to-

talled 25 quarterback sacks and 44 tackles for loss — both Florida State records — during his career. He is the lone Seminole defender to have his number retired.

17 CHARLIE WARD



One of the most honored athletes in the history of college football, Charlie Ward's jersey was retired during a ceremony in Doak Campbell Stadium celebrating his Heisman Trophy. Ward led the Seminoles to the 1993 national championship and set 19 school and seven ACC records while starting two years at quarterback. A consensus All-American, Ward won over 30 individual awards in addition to the Heisman. In addition to becoming FSU's all-time total offense leader with 6,636 yards, he also has the highest completion rate for a career (62.3%) and lowest interception percentage (2.90). Ward set the FSU record for TD passes in a season with 27 in 1993.

to becoming FSU's all-time total offense leader with 6,636 yards, he also has the highest completion rate for a career (62.3%) and lowest interception percentage (2.90). Ward set the FSU record for TD passes in a season with 27 in 1993.

Ron Simmons



SEMINOLE AWARD WINNERS

25 FRED BILETNIKOFF

WIDE RECEIVER, 1962-64
1988 NFL Pro Football Hall of Fame
1991 College Football Hall of Fame

FRED BILETNIKOFF STARTED CATCHING PASSES IN HIGH SCHOOL IN ERIE, PA., continued at Florida State, and went on to star with the Oakland Raiders.

In 1964, Biletnikoff ranked fourth in the nation with 57 receptions for 11 touchdowns. The Seminoles' first consensus All-American, he capped a super year with four touchdown catches in the Gator Bowl.

Biletnikoff was drafted by the Oakland Raiders in the second round of the 1965 draft. He went on to make the AFL all-star team twice and was selected to four AFC-NFC Pro Bowls in five years. He played in nine AFL/AFC title games, two Super Bowls and was the MVP of Super Bowl XI.

When his 14-year professional career came to an end after the 1978 season, Biletnikoff had caught 589 passes for 8,974 yards and 76 touchdowns. The Raiders never had a losing season during Biletnikoff's tenure; he caught 40 or more passes in 10 straight years.

In 1988, he became the first Seminole inducted into the Professional Football Hall of Fame. Three years later, he joined Ron Sellers, as the only Florida State alumni in the College Football Hall of Fame.



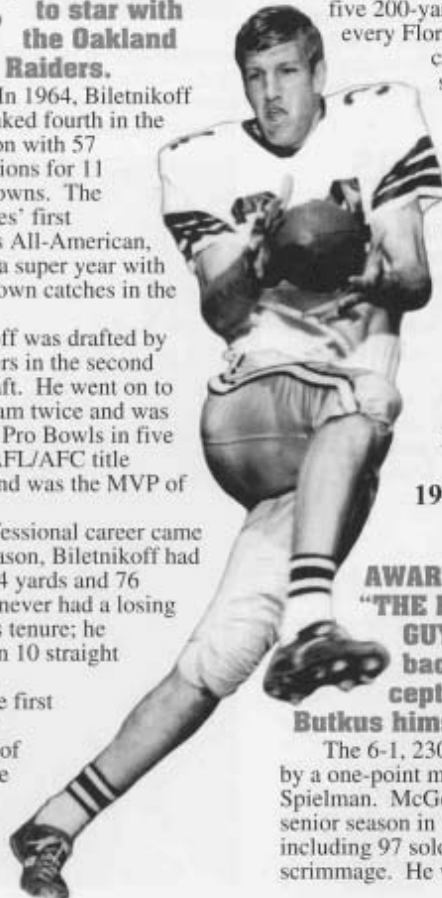
34 RON SELLERS

WIDE RECEIVER, 1966-68
1988 College Football Hall of Fame

IN DECEMBER OF 1988, FORMER SEMINOLE GREAT AND 1968 CONSENSUS ALL-AMERICAN RON SELLERS became the first FSU player inducted into the College Football Hall of Fame.

The Palm Beach, Fla. native owned the NCAA receiving records for over 20 years. From 1966-68, Sellers caught 212 passes for 3,598 yards for Florida State. He averaged 119.9 yards per game and caught passes in a record 30 consecutive games. He had 18 100-yard receiving days and five 200-yard games. He still owns nearly every Florida State receiving record. Sellers caught 13 or more passes in a game seven times during his career.

The Seminoles played in three bowl games during the Sellers era. A player labeled "can't play, too fragile" by Coach Bill Peterson at first, Sellers was later called "simply the best college receiver I ever saw".



38 PAUL MCGOWAN

INSIDE LINEBACKER,
1984-87

1987 Butkus Award Winner

CALLING THE BUTKUS AWARD FOR LINEBACKERS, "THE HEISMAN OF THE BAD GUYS," FSU inside linebacker Paul McGowan accepted the award from Dick Butkus himself in December of 1987.

The 6-1, 230-pound McGowan won the award by a one-point margin over Ohio State's Chris Spielman. McGowan won the award based on a senior season in which he totalled 150 tackles, including 97 solo stops and 11 behind the line of scrimmage. He was named to the Associated

Press, Sporting News and Football News first team All-America squads.

2 DEION SANDERS


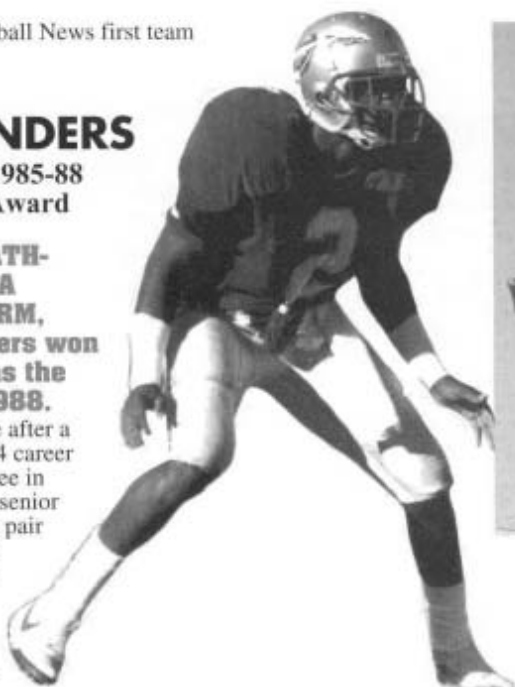

CORNERBACK, 1985-88
1988 Jim Thorpe Award

ONE OF THE BEST ATHLETES EVER TO WEAR A FLORIDA STATE UNIFORM, cornerback Deion Sanders won the Jim Thorpe Award as the top defensive back of 1988.

Sanders collected the prize after a career which saw him gather 14 career interceptions, not including three in bowl games. In his junior and senior seasons, FSU went 11-1 with a pair of New Year's Day bowl wins. In 1988, Sanders ranked in the top 10 nationally with five interceptions in nine games. He was the nation's top punt returner, averaging 15.2 yards per return.

The Ft. Myers, Fla. native ranks third on the FSU career interceptions chart and holds most of the school's punt return records.

A three-sport star in football, baseball and track at Florida State, Sanders was fifth pick in the 1989 NFL draft by the Atlanta Falcons. He became a successful two-spot pro — elected to the Pro Bowl twice in football and starting in centerfield for the national league champion Atlanta Braves.




27 TERRELL BUCKLEY

CORNERBACK, 1989-91
1991 Jim Thorpe Award Winner

IN 1991, TERRELL BUCKLEY CAPPED THE BEST SEASON EVER by a Florida State cornerback by becoming the second Seminole ever to win the Jim Thorpe Award.

A junior, Buckley blew away the Florida State record for interceptions with 12 in 1991. He intercepted passes in eight of FSU's 12 regular season contests to lead the country in pickoffs. Against Michigan in Ann Arbor, his interception and 40-yard return for a touchdown on the game's first play set the stage for a 51-31 Florida State win.

A native of Pascagoula, Miss., Buckley also demolished the Florida State career record with 21 INTs in just three seasons. His 470 career return yards broke an NCAA record that had stood since 1974. Following the year, Buckley entered the NFL draft



and was selected by the Green Bay Packers with the fifth pick in the first round.

55 MARVIN JONES

INSIDE LINEBACKER, 1990-92
1992 Butkus Award Winner
1992 Lombardi Award Winner

THE TOP PLAYER IN THE NATION IN 1992, MARVIN JONES BECAME THE FIRST SEMINOLE TO CAPTURE TWO NATIONAL AWARDS IN THE SAME YEAR when he earned both the Butkus Award for linebackers and the Lombardi Award for linemen and linebackers following his junior season.

Florida State's third two-time consensus All-American, Jones tallied 111 tackles and seven tackles for loss in 1992 while leading the Seminoles to an 11-1 record. He made 10 or more tackles in nine games and finished fourth in balloting for the Heisman Trophy.

He finished his career seventh on FSU's career tackle chart with 369, and third on the all-time list with 28 tackles for loss. A first team All-ACC choice out of Miami, Fla., Florida State tailored its nationally-ranked defense to Jones' strength in 1992.

Jones left Tallahassee after his junior season for the NFL, where he became the highest Seminole draft choice ever when he was selected fourth overall by the New York Jets.



II CASEY WELDON


QUARTERBACK, 1988-91
1991 Johnny Unitas Golden Arm Award

QUARTERBACK CASEY WELDON CAPPED AN EXCELLENT SENIOR SEASON with the 1991 Johnny Unitas Golden Arm Award.

Weldon, who was the runner-up for the Heisman Trophy, completed 189-of-313 passes for 2,527 yards and 22 touchdowns in leading the Seminoles to a 11-2 record and 4th-place finish in the Associated Press poll.

A native of Tallahassee, Weldon was truly a hometown hero who won over fans with a combination of exceptional talent and great desire. He led the Seminoles to a 10-2 win over powerful Texas A&M in the Cotton Bowl as a senior.

Florida State's third two-time consensus All-American, Jones tallied 111 tackles and seven tackles for loss in 1992 while leading the Seminoles



to an 11-1 record. He made 10 or more tackles in nine games and finished fourth in balloting for the Heisman Trophy.

17 CHARLIE WARD

QUARTERBACK, 1990-93

**Heisman Trophy Winner
AAU Sullivan Award Winner
Davey O'Brien Award Winner
Johnny Unitas Golden Arm
Award Winner**



**Walter Camp Player of the Year
Chevrolet Offensive Player of the Year
Scripps Howard Player of the Year
ACC Player of the Year
Toyota Leader of the Year
The Sporting News Player of the Year
UPI Player of the Year
ACC Offensive Player of the Year
Football News Offensive
Player of the Year**

THE MOST DECORATED PLAYER IN THE HISTORY OF COLLEGE FOOTBALL. CHARLIE WARD WON LITERALLY EVERY AWARD HE WAS ELIGIBLE FOR AS A SENIOR SIGNAL CALLER. Ward, who led the Seminoles to their first national championship, became Florida State's first

Heisman Trophy winner in 1993.

A native of nearby Thomasville, GA, Ward waited for his turn at quarterback and overcame a rough start as a junior to become the finest player in Florida State history.

In addition to the trophies listed above, Ward saw his jersey number 17 retired and, remarkably, is now playing with the New York Knicks of the NBA. He is only the second football player in history to win the prestigious Sullivan Award.




A P W E E K L Y R A N K I N G S

Florida State's ranking in the weekly Associated Press poll since it first received votes in 1962.

| YEAR | WEEK OF RANKED RECORD | | | | | | | | | |
|-----------------------|-----------------------|--------|----------|-----------------------|-----------|----------|-----------------------|-----------|-----------|---|
| 1962 | Sept. 24 | Other | 1-0-1 | Oct. 15 | 7 | 6-0-0 | Oct. 8 | 9 | 4-0-1 | |
| | | | | Oct. 22 | 8 | 6-0-0 | Oct. 15 | 15 | 4-1-1 | |
| | | | | Oct. 29 | 6 | 7-0-0 | Oct. 22 | 15 | 5-1-1 | |
| 1963 | Sept. 23 | Other | 1-0-0 | Nov. 5 | 7 | 8-0-0 | Oct. 29 | 15 | 5-1-1 | |
| | | | | Nov. 12 | 5 | 9-0-0 | Nov. 5 | 14 | 6-1-1 | |
| 1964 | Sept. 28 | Other | 2-0-0 | Nov. 19 | 5 | 10-0-0 | Nov. 12 | 17 | 6-2-1 | |
| | Oct. 5 | Other | 3-0-0 | Nov. 26 | 4 | 11-0-0 | Nov. 19 | 15 | 7-2-1 | |
| | Oct. 12 | 10 | 4-0-0 | Dec. 3 | 4 | 11-0-0 | Nov. 26 | 12 | 7-2-1 | |
| | Oct. 19 | 10 | 5-0-0 | Final '79 Poll | | | Final '84 Poll | | | |
| | Oct. 26 | Other | 5-1-0 | Jan. 1980 | 6 | 11-1-0 | Jan. 1985 | 17 | 7-2-2 | |
| | Nov. 2 | Other | 6-1-0 | | | | | | | |
| | Nov. 9 | Other | 6-1-0 | 1980 | Preseason | 13 | 1985 | Preseason | 19 | |
| | Nov. 16 | Other | 7-1-1 | Sept. 8 | 10 | 1-0-0 | Sept. 2 | 17 | 1-0 | |
| | Nov. 23 | 10 | 8-1-1 | Sept. 15 | 9 | 2-0-0 | Sept. 9 | 7 | 2-0 | |
| | Nov. 30 | Other | 8-1-1 | Sept. 22 | 9 | 3-0-0 | Sept. 16 | 6 | 2-0 | |
| | | | Sept. 29 | 16 | 3-1-0 | Sept. 23 | 4 | 3-0 | | |
| 1965 | Preseason | Other | | Oct. 6 | 11 | 4-1-0 | Sept. 30 | 4 | 4-0 | |
| | Oct. 18 | Other | 2-2-0 | Oct. 13 | 7 | 5-1-0 | Oct. 7 | 4 | 4-0 | |
| 1966 | Preseason | Other | | Oct. 20 | 6 | 6-1-0 | Oct. 14 | 13 | 4-1 | |
| | | | | Oct. 27 | 5 | 7-1-0 | Oct. 21 | 11 | 5-1 | |
| 1967 | Sept. 25 | Other | 0-1-1 | Nov. 3 | 3 | 8-1-0 | Oct. 28 | 10 | 6-1 | |
| | Oct. 23 | Other | 3-2-1 | Nov. 10 | 3 | 9-1-0 | Nov. 5 | 16 | 6-2 | |
| | Oct. 30 | Other | 4-2-1 | Nov. 17 | 3 | 9-1-0 | Nov. 12 | 15 | 7-2 | |
| | Nov. 6 | Other | 5-2-1 | Nov. 24 | 3 | 9-1-0 | Nov. 19 | 14 | 8-2 | |
| | Nov. 20 | Other | 6-2-1 | Dec. 1 | 3 | 9-1-0 | Nov. 26 | 12 | 8-3 | |
| | Nov. 27 | Other | 7-2-1 | Dec. 8 | 2 | 10-1-0 | Dec. 3 | 18 | 8-3 | |
| 1968 | Oct. 7 | 19 | 2-1-0 | Final '80 Poll | | | Final '85 Poll | | | |
| | Oct. 21 | 20 | 3-1-0 | Jan. 1981 | 5 | 10-2-0 | Jan. 1986 | 15 | 9-3 | |
| | Dec. 2 | 19 | 8-2-0 | | | | | | | |
| 1971 | Oct. 11 | 19 | 5-0-0 | 1981 | Preseason | 19 | 1986 | Preseason | 11 | |
| | Oct. 25 | 19 | 6-1-0 | Sept. 7 | 18 | 1-0-0 | Sept. 1 | 11 | 1-0 | |
| 1972 | Preseason | 19 | | Sept. 14 | 19 | 2-0-0 | Sept. 8 | 15 | 1-1 | |
| | Sept. 11 | 20 | 1-0-0 | Oct. 5 | 20 | 3-1-0 | Sept. 15 | 15 | 1-1 | |
| | Sept. 18 | 17 | 2-0-0 | Oct. 12 | 11 | 4-1-0 | Sept. 22 | 20 | 1-1-1 | |
| | Sept. 25 | 16 | 3-0-0 | Oct. 19 | 20 | 4-2-0 | Oct. 28 | 20 | 4-1-2 | |
| | Oct. 2 | 13 | 4-0-0 | Oct. 26 | 17 | 5-2-0 | Final '86 Poll | | | |
| 1977 | Oct. 24 | 20 | 5-1-0 | Nov. 2 | 14 | 6-2-0 | Jan. 1987 | Other | 7-4-1 | |
| | Oct. 31 | 15 | 6-1-0 | Nov. 9 | 20 | 6-3-0 | | | | |
| | Nov. 7 | 16 | 7-1-0 | 1982 | Oct. 11 | 19 | 4-1-0 | 1987 | Preseason | 8 |
| | Nov. 14 | 13 | 8-1-0 | Oct. 18 | 17 | 5-1-0 | Sept. 8 | 8 | 1-0 | |
| | Nov. 28 | 19 | 8-2-0 | Oct. 25 | 14 | 5-1-0 | Sept. 15 | 7 | 2-0 | |
| Final '77 Poll | | | Nov. 1 | 12 | 6-1-0 | Sept. 22 | 6 | 3-0 | | |
| Jan. 1978 | 14 | 10-2-0 | Nov. 8 | 9 | 7-1-0 | Sept. 29 | 4 | 4-0 | | |
| 1978 | Preseason | 17 | | Nov. 15 | 7 | 8-1-0 | Oct. 6 | 6 | 4-1 | |
| | Sept. 11 | 16 | 1-0-0 | Nov. 22 | 15 | 8-2-0 | Oct. 13 | 4 | 5-1 | |
| | Sept. 18 | 13 | 2-0-0 | Nov. 29 | 15 | 8-2-0 | Oct. 20 | 4 | 6-1 | |
| | Sept. 25 | 10 | 3-0-0 | Final '82 Poll | | | Oct. 27 | 4 | 6-1 | |
| | Oct. 2 | 18 | 3-1-0 | Jan. 1983 | 13 | 9-3-0 | Nov. 3 | 4 | 7-1 | |
| Oct. 9 | 15 | 4-1-0 | | | | Nov. 10 | 4 | 8-1 | | |
| 1979 | Preseason | 19 | | 1983 | Preseason | 7 | Nov. 17 | 4 | 9-1 | |
| | Sept. 10 | 18 | 2-0-0 | Sept. 5 | 12 | 1-0-0 | Nov. 24 | 3 | 9-1 | |
| | Sept. 17 | 14 | 2-0-0 | Sept. 12 | 9 | 2-0-0 | Dec. 2 | 3 | 10-1 | |
| | Sept. 24 | 12 | 3-0-0 | Sept. 19 | 20 | 2-1-0 | Final '87 Poll | | | |
| | Oct. 1 | 9 | 4-0-0 | Sept. 26 | 17 | 2-1-0 | Jan. 1988 | 2 | 11-1 | |
| | Oct. 8 | 9 | 5-0-0 | 1984 | Preseason | 20 | 1988 | Preseason | 1 | |
| | | | Sept. 3 | 20 | 1-0-0 | Sept. 6 | 10 | 0-1 | | |
| | | | Sept. 10 | 18 | 1-0-0 | Sept. 13 | 10 | 1-1 | | |
| | | | Sept. 17 | 15 | 2-0-0 | Sept. 20 | 9 | 2-1 | | |
| | | | Sept. 24 | 9 | 3-0-0 | Sept. 27 | 6 | 3-1 | | |
| | | | Oct. 1 | 6 | 4-0-0 | Oct. 4 | 6 | 4-1 | | |
| | | | | | | Oct. 11 | 5 | 5-1 | | |

| | | | |
|-----------------------|-----------|-------------|------|
| | Oct. 18 | 7 | 6-1 |
| | Oct. 25 | 6 | 7-1 |
| | Nov. 2 | 5 | 8-1 |
| | Nov. 9 | 5 | 8-1 |
| | Nov. 16 | 5 | 9-1 |
| | Nov. 23 | 5 | 9-1 |
| | Dec. 1 | 4 | 10-1 |
| Final '88 Poll | | | |
| Jan. 1989 | 3 | 11-1 | |
| 1989 | Preseason | 6 | |
| | Sept. 5 | 6 | 0-1 |
| | Sept. 12 | Other | 0-2 |
| | Sept. 19 | Other | 1-2 |
| | Sept. 26 | 25 | 2-2 |
| | Oct. 3 | 22 | 2-2 |
| | Oct. 10 | 19 | 3-2 |
| | Oct. 17 | 14 | 4-2 |
| | Oct. 24 | 9 | 5-2 |
| | Oct. 31 | 6 | 6-2 |
| | Nov. 7 | 5 | 7-2 |
| | Nov. 14 | 5 | 7-2 |
| | Nov. 21 | 5 | 8-2 |
| | Nov. 28 | 6 | 8-2 |
| | Dec. 5 | 5 | 9-2 |
| Final '89 Poll | | | |
| Jan. 1990 | 3 | 10-2 | |
| 1990 | Preseason | 4 | |
| | Sept. 3 | 3 | 0-0 |
| | Sept. 10 | 3 | 1-0 |
| | Sept. 17 | 2 | 2-0 |
| | Sept. 24 | 2 | 3-0 |
| | Oct. 1 | 2 | 4-0 |
| | Oct. 8 | 10 | 4-1 |
| | Oct. 15 | 7 | 4-1 |
| | Oct. 22 | 12 | 4-2 |
| | Oct. 29 | 12 | 5-2 |
| | Nov. 5 | 12 | 6-2 |
| | Nov. 12 | 9 | 7-2 |
| | Nov. 19 | 8 | 8-2 |
| | Nov. 26 | 8 | 8-2 |
| | Dec. 3 | 6 | 9-2 |
| Final '90 Poll | | | |
| Jan. 1991 | 4 | 10-2 | |
| 1991 | Preseason | 1 | |
| | Sept. 2 | 1 | 1-0 |
| | Sept. 9 | 1 | 2-0 |
| | Sept. 16 | 1 | 3-0 |
| | Sept. 23 | 1 | 3-0 |
| | Sept. 30 | 1 | 4-0 |
| | Oct. 7 | 1 | 5-0 |
| | Oct. 14 | 1 | 6-0 |
| | Oct. 21 | 1 | 7-0 |
| | Oct. 28 | 1 | 8-0 |
| | Nov. 4 | 1 | 9-0 |
| | Nov. 11 | 1 | 10-0 |
| | Nov. 18 | 3 | 10-1 |
| | Nov. 25 | 3 | 10-1 |
| | Dec. 2 | 5 | 10-2 |
| Final '91 Poll | | | |
| Jan. 1992 | 4 | 11-2 | |
| 1992 | Preseason | 5 | |
| | Aug. 31 | 4 | 0-0 |



| | | | | | | | |
|-----------------------|-----------|-------------|------|-----------------------|-----------|---------------|-------|
| | Sept. 7 | 5 | 1-0 | | Nov. 1 | 1 | 8-0 |
| | Sept. 14 | 3 | 2-0 | | Nov. 8 | 1 | 9-0 |
| | Sept. 21 | 3 | 3-0 | | Nov. 15 | 2 | 9-1 |
| | Sept. 28 | 3 | 4-0 | | Nov. 22 | 1 | 10-1 |
| | Oct. 5 | 8 | 4-1 | | Nov. 29 | 1 | 11-1 |
| | Oct. 12 | 6 | 5-1 | | Dec. 6 | 1 | 11-1 |
| | Oct. 19 | 6 | 6-1 | Final '93 Poll | | | |
| | Oct. 26 | 6 | 6-1 | Jan. 1994 | 1 | 12-1 | |
| | Nov. 2 | 6 | 7-1 | 1994 | Preseason | 3 | |
| | Nov. 9 | 5 | 8-1 | | Aug. 30 | 4 | |
| | Nov. 16 | 3 | 9-1 | | Sept. 4 | 4 | 1-0 |
| | Nov. 23 | 3 | 9-1 | | Sept. 11 | 3 | 2-0 |
| | Nov. 30 | 3 | 10-1 | | Sept. 18 | 3 | 3-0 |
| | Dec. 7 | 3 | 10-1 | | Sept. 25 | 3 | 4-0 |
| Final '92 Poll | | | | | Oct. 2 | 3 | 4-0 |
| Jan. 1993 | 2 | 11-1 | | | Oct. 9 | 11 | 4-1 |
| 1993 | Preseason | 1 | | | Oct. 16 | 10 | 4-1 |
| | Aug. 30 | 1 | 1-0 | | Oct. 23 | 9 | 5-1 |
| | Sept. 6 | 1 | 2-0 | | Oct. 30 | 8 | 6-1 |
| | Sept. 13 | 1 | 3-0 | | Nov. 6 | 8 | 7-1 |
| | Sept. 20 | 1 | 4-0 | | Nov. 13 | 8 | 8-1 |
| | Sept. 27 | 1 | 4-0 | | Nov. 20 | 7 | 9-1 |
| | Oct. 4 | 1 | 5-0 | | Nov. 27 | 6 | 9-1-1 |
| | Oct. 11 | 1 | 6-0 | | Dec. 5 | 7 | 9-1-1 |
| | Oct. 18 | 1 | 7-0 | Final '94 Poll | | | |
| | Oct. 25 | 1 | 7-0 | Jan. 1995 | 4 | 10-1-1 | |

Florida State spent all but the last two weeks of the 1991 season and all but one week of 1993 at No. 1 on the A.P. poll. The Seminoles made a trip to the White House following the 1993 national championship.

YEAR-BY-YEAR RECORD

ED WILLIAMSON
(1947).....0-5-0



Ed Williamson was appointed Florida State's first coach just a few weeks before the inaugural football season. He had no stadium, no scholarships and no team name. With only 45 ex-high school players, his teams came close to winning three games that year, although it finished

0-5. Williamson was not paid for coaching the team.

| 1947 (0-5) | FSU | FOE |
|------------------------|-----------|-----------|
| Stetson (H) | 6 | 14 |
| Cumberland (A) | 0 | 6 |
| Tennessee Tech (H) | 6 | 27 |
| Troy State (H) | 6 | 36 |
| Jacksonville State (H) | 0 | 7 |
| 18 | 18 | 90 |

| | | |
|----------------------|------------|-----------|
| Stetson (H) | 33 | 14 |
| Livingston State (A) | 6 | 13 |
| Millsaps (H)** | 40 | 0 |
| Tampa (A) | 34 | 7 |
| Troy State (H) | 20 | 0 |
| CIGAR BOWL | | |
| Wofford (N) | 19 | 6 |
| 291 | 291 | 59 |

| 1950 (8-0) | FSU | FOE |
|-------------------------|------------|-----------|
| Troy State (A) | 26 | 7 |
| Randolph Macon (H) | 40 | 7 |
| Howard (H) | 20 | 6 |
| Newberry (A) | 24 | 0 |
| Sewanee (H)** | 14 | 8 |
| Stetson (A) | 27 | 7 |
| Mississippi College (H) | 33 | 0 |
| Tampa (H) | 35 | 19 |
| 219 | 219 | 54 |

| 1951 (6-2) | FSU | FOE |
|-----------------------|------------|-----------|
| Troy State (H) | 40 | 0 |
| Miami (FL) (A) | 13 | 35 |
| Delta State (H) | 34 | 0 |
| Sul Ross State (H) | 35 | 13 |
| Stetson (H)** | 13 | 10 |
| Jacksonville Navy (A) | 39 | 0 |
| Wofford (H) | 14 | 0 |
| Tampa (H) | 6 | 14 |
| 194 | 194 | 72 |

| 1952 (1-8-1) | FSU | FOE |
|-----------------------|------------|------------|
| Louisiana Tech (H) | 13 | 32 |
| Louisville (H) | 14 | 41 |
| VMI (H) | 7 | 28 |
| N. Carolina State (A) | 7 | 13 |
| Stetson (N) | 6 | 6 |
| Mississippi So. (H) | 21 | 50 |
| Furman (H)** | 0 | 9 |
| Georgia Tech (A) | 0 | 30 |
| Wofford (A) | 27 | 13 |
| Tampa (H) | 6 | 39 |
| 101 | 101 | 261 |

DON VELLER
(1948-52).....31-12-1



Don Veller won 30 of his first 34 games as head coach at FSU before the Seminoles began playing a major college schedule. His overall record included an undefeated (8-0) season in 1950, the year the Tribe moved into Doak Campbell Stadium. Veller, who still resides in Tallahassee, owns the

second highest winning percentage of FSU coaches (.716). He is credited with laying the early foundation for the FSU football program.

| 1948 (7-1) | FSU | FOE |
|-------------------------|------------|-----------|
| Cumberland (H) | 30 | 0 |
| Erskine (A) | 6 | 14 |
| Millsaps (A) | 7 | 6 |
| Stetson (A) | 18 | 7 |
| Mississippi College (H) | 26 | 6 |
| Livingston State (H) | 12 | 6 |
| Troy State (A) | 20 | 13 |
| Tampa (H)** | 33 | 12 |
| 152 | 152 | 64 |

| 1949 (9-1) | FSU | FOE |
|-------------------------|-----|-----|
| Whiting Field (H) | 74 | 0 |
| Mississippi College (A) | 33 | 12 |
| Erskine (H) | 26 | 7 |
| Sewanee (A) | 6 | 0 |

TOM NUGENT
(1953-58).....34-28-1



Tom Nugent had a successful coaching stint at Florida State, as indicated by his 34-28-1 record in six years at the Seminole helm. Florida State participated in two bowl games during Nugent's tenure and his 1958 squad was the first FSU team to play Florida. Nugent also served as athletic director while head

coach of the Seminoles.

| 1953 (5-5) | FSU | FOE |
|----------------|-----|-----|
| Miami (FL) (A) | 0 | 27 |
| Louisville (H) | 59 | 0 |

| | | |
|-----------------------|------------|----|
| Abilene Christian (H) | 7 | 20 |
| Louisiana Tech (A) | 21 | 32 |
| VMI (H) | 12 | 7 |
| Mississippi So. (A) | 0 | 21 |
| Furman (H) | 7 | 14 |
| Stetson (H)** | 13 | 6 |
| N. Carolina State (H) | 23 | 13 |
| Tampa (A) | 41 | 6 |
| 183 | 146 | |

| | | |
|-----------------------|------------|----|
| Virginia Tech (H) | 28 | 0 |
| Tennessee (A) | 10 | 0 |
| Tampa (H)** | 43 | 0 |
| Miami (FL) (A) | 17 | 6 |
| Florida (A) | 7 | 21 |
| BLUEGRASS BOWL | | |
| Oklahoma State (N) | 6 | 15 |
| 218 | 124 | |

| | | |
|-----------------------|------------|------------|
| 1954 (8-4) | FSU | FOE |
| Georgia (H) | 0 | 14 |
| Abilene Christian (H) | 0 | 13 |
| Louisville (A) | 47 | 6 |
| Villanova (H) | 52 | 13 |
| N. Carolina State (A) | 13 | 7 |
| Auburn (A) | 0 | 33 |
| VMI (A) | 33 | 19 |
| Furman (H)** | 33 | 14 |
| Stetson (A) | 47 | 6 |
| Mississippi So. (H) | 19 | 18 |
| Tampa (A) | 13 | 0 |
| SUN BOWL | | |
| Texas Western (A) | 20 | 47 |
| 277 | 190 | |

| | | |
|-----------------------|------------|------------|
| 1955 (5-5) | FSU | FOE |
| N. Carolina State (H) | 7 | 0 |
| Miami (FL) (A) | 0 | 34 |
| Virginia Tech (H) | 20 | 24 |
| Georgia (H) | 14 | 47 |
| Georgia Tech (A) | 0 | 34 |
| Villanova (H) | 16 | 13 |
| Furman (A) | 19 | 6 |
| The Citadel (H)** | 39 | 0 |
| Mississippi So. (A) | 6 | 21 |
| Tampa (A) | 26 | 7 |
| 147 | 186 | |

| | | |
|-----------------------|------------|------------|
| 1956 (5-4-1) | FSU | FOE |
| Ohio (H) | 47 | 7 |
| Georgia (A) | 0 | 3 |
| Virginia Tech (H) | 7 | 20 |
| N. Carolina State (A) | 14 | 0 |
| Wake Forest (H)** | 14 | 14 |
| Villanova (A) | 20 | 13 |
| Miami (FL) (A) | 7 | 20 |
| Furman (H) | 42 | 7 |
| Mississippi So. (H) | 20 | 19 |
| Auburn (A) | 7 | 13 |
| 178 | 116 | |

| | | |
|-----------------------|------------|------------|
| 1957 (4-6) | FSU | FOE |
| Furman (H) | 27 | 7 |
| Boston College (A) | 7 | 20 |
| Villanova (A) | 7 | 21 |
| N. Carolina State (H) | 0 | 7 |
| Abilene Christian (H) | 34 | 7 |
| Virginia Tech (H)** | 20 | 7 |
| Miami (FL) (H) | 13 | 40 |
| Mississippi So. (A) | 0 | 20 |
| Auburn (H) | 7 | 29 |
| Tampa (A) | 21 | 7 |
| 136 | 165 | |

| | | |
|--------------------|------------|------------|
| 1958 (7-4) | FSU | FOE |
| Tennessee Tech (H) | 22 | 7 |
| Furman (H) | 42 | 6 |
| Georgia Tech (A) | 3 | 17 |
| Wake Forest (H) | 27 | 24 |
| Georgia (N) | 13 | 28 |

PERRY MOSS

(1959).....4-6-0



Moss was one of two FSU coaches who spent only a year at the school. Midway through the 1959 season, reports were published that Moss would leave to join the Montreal Alouettes of the Canadian Football League. True to the reports, he departed after a brief year in Tallahassee.

| | | |
|----------------------|------------|------------|
| 1959 (4-6) | FSU | FOE |
| Wake Forest (H) | 20 | 22 |
| The Citadel (H) | 47 | 6 |
| Miami (FL) (H) | 6 | 7 |
| Virginia Tech (A) | 7 | 6 |
| Memphis State (A) | 6 | 16 |
| Richmond (A) | 22 | 6 |
| Georgia (A) | 0 | 42 |
| William & Mary (H)** | 0 | 9 |
| Florida (A) | 8 | 18 |
| Tampa (H) | 33 | 0 |
| 149 | 132 | |

BILL PETERSON

(1960-70) 62-42-11



Bill Peterson took over a football program in deep trouble in 1960. When he left, 11 years and four bowl games later, he had become the most significant coach in the first 25 years of Florida State football. Under "Pete", the Seminoles went 62-42-11. The most memorable Peterson year was 1964, when the

"Seven Magnificents" led Florida State to a 9-1-1 record and FSU's first ever win over Florida.

| | | |
|---------------------|------------|------------|
| 1960 (3-6-1) | FSU | FOE |
| Richmond (H) | 28 | 0 |
| Florida (A) | 0 | 3 |
| Wake Forest (H) | 14 | 6 |
| The Citadel (A) | 0 | 0 |
| Mississippi So. (A) | 13 | 15 |
| William & Mary | 22 | 0 |

| | | | | | |
|-------------------------|------------|------------|-----------------------|------------|------------|
| Kentucky (H)** | 0 | 23 | | | |
| Miami (FL) (A) | 7 | 25 | 1966 (6-5) | FSU | FOE |
| Houston (H) | 6 | 7 | Houston (H) | 13 | 21 |
| Auburn (A) | 21 | 57 | Miami (FL) (A) | 23 | 20 |
| | 111 | 136 | Florida (H) | 19 | 22 |
| 1961 (4-5-1) | FSU | FOE | Texas Tech (A) | 42 | 33 |
| George Washington (H) | 15 | 7 | Mississippi State (H) | 10 | 0 |
| Florida (A) | 3 | 3 | Virginia Tech (A) | 21 | 23 |
| Mississippi (A) | 0 | 33 | South Carolina (A) | 32 | 10 |
| Georgia (H) | 3 | 0 | Syracuse (A) | 21 | 37 |
| Richmond (H) | 13 | 7 | Wake Forest (H)** | 28 | 0 |
| Virginia Tech (A) | 7 | 10 | Maryland (H) | 45 | 21 |
| Kentucky (A) | 0 | 20 | SUN BOWL | | |
| The Citadel (H) | 44 | 8 | Wyoming (N) | 20 | 28 |
| Mississippi So. (H)** | 0 | 12 | | 274 | 215 |
| Houston (A) | 8 | 28 | 1967 (7-2-2) | FSU | FOE |
| | 93 | 128 | Houston (A) | 13 | 33 |
| 1962 (4-3-3) | FSU | FOE | Alabama (A) | 37 | 37 |
| The Citadel (H) | 49 | 0 | N. Carolina State (H) | 10 | 20 |
| Kentucky (A) | 0 | 0 | Texas A&M (A) | 19 | 18 |
| Furman (H) | 42 | 0 | South Carolina (H) | 17 | 0 |
| Miami (FL) (A) | 6 | 7 | Texas Tech (H)** | 28 | 12 |
| Georgia (A) | 18 | 0 | Mississippi State (H) | 24 | 12 |
| Virginia Tech (H) | 20 | 7 | Memphis State (A) | 26 | 7 |
| Houston (H)** | 0 | 7 | Virginia Tech (H) | 38 | 15 |
| Georgia Tech (A) | 14 | 14 | Florida (A) | 21 | 16 |
| Florida (A) | 7 | 20 | GATOR BOWL | | |
| Auburn (A) | 14 | 14 | Penn State (N) | 17 | 17 |
| | 170 | 69 | | 250 | 187 |
| 1963 (4-5-1) | FSU | FOE | 1968 (8-3) | FSU | FOE |
| Miami (FL) (H) | 24 | 0 | Maryland (A) | 24 | 14 |
| Texas Christian (H) | 0 | 13 | Florida (H) | 3 | 9 |
| Wake Forest (H) | 35 | 0 | Texas A&M (H) | 20 | 14 |
| So. Mississippi (A) | 0 | 0 | Memphis State (H) | 20 | 10 |
| Virginia Tech (H) | 23 | 31 | South Carolina (A) | 35 | 28 |
| Furman (H) | 49 | 6 | Virginia Tech (H) | 22 | 40 |
| Georgia Tech (A) | 7 | 15 | Mississippi State (A) | 27 | 14 |
| N. Carolina State (H)** | 14 | 0 | N. Carolina State (A) | 48 | 7 |
| Auburn (A) | 15 | 21 | Wake Forest (H)** | 42 | 24 |
| Florida (A) | 0 | 7 | Houston (N) | 40 | 20 |
| | 167 | 93 | PEACH BOWL | | |
| 1964 (9-1-1) | FSU | FOE | LSU (N) | 27 | 31 |
| Miami (FL) (A) | 14 | 0 | | 308 | 211 |
| Texas Christian (A) | 10 | 0 | 1969 (6-3-1) | FSU | FOE |
| New Mexico State (H) | 36 | 0 | Wichita State (H) | 24 | 0 |
| Kentucky (H)** | 48 | 6 | Miami (FL) (A) | 16 | 14 |
| Georgia (A) | 17 | 14 | Florida (A) | 6 | 21 |
| Virginia Tech (A) | 11 | 20 | Tulsa (A) | 38 | 20 |
| So. Mississippi (H) | 34 | 0 | Mississippi State (H) | 20 | 17 |
| Houston (A) | 13 | 13 | South Carolina (H)** | 34 | 9 |
| N. Carolina State (H) | 28 | 6 | Virginia Tech (A) | 10 | 10 |
| Florida (H) | 16 | 7 | Memphis State (H) | 26 | 28 |
| GATOR BOWL | | | N. Carolina State (H) | 33 | 22 |
| Oklahoma (N) | 36 | 19 | Houston (A) | 13 | 41 |
| | 263 | 85 | | 220 | 182 |
| 1965 (4-5-1) | FSU | FOE | 1970 (7-4) | FSU | FOE |
| Texas Christian (A) | 3 | 7 | Louisville (H) | 9 | 7 |
| Baylor (H) | 9 | 7 | Georgia Tech (A) | 13 | 23 |
| Kentucky (A) | 24 | 26 | Wake Forest (H) | 19 | 14 |
| Georgia (H) | 10 | 3 | Florida (H) | 27 | 38 |
| Alabama (A) | 0 | 21 | Memphis State (A) | 12 | 16 |
| Virginia Tech (H) | 7 | 6 | South Carolina (A) | 21 | 13 |
| Wake Forest (H)** | 35 | 0 | Miami (FL) (A) | 27 | 3 |
| N. Carolina State (A) | 0 | 3 | Clemson (H) | 38 | 13 |
| Houston (H) | 16 | 16 | Virginia Tech (H)** | 34 | 8 |
| Florida (A) | 17 | 30 | Kansas State (H) | 33 | 7 |
| | 121 | 119 | Houston (N) | 21 | 53 |
| | | | | 254 | 195 |

LARRY JONES

(1971-73) 15-19-0



Larry Jones compiled a 15-19 record in three years as the Seminole head coach. In his first two seasons, the popular coach led his teams to a 15-8 record; but he is probably remembered most for the 1973 campaign, when his team did not win a game.

| | | |
|---------------------|-----------|------------|
| San Diego State (A) | 17 | 38 |
| Houston (A) | 3 | 34 |
| Virginia Tech (A) | 13 | 36 |
| South Carolina (H) | 12 | 52 |
| Florida (A) | 0 | 49 |
| | 98 | 331 |

| | | |
|-------------------------|------------|------------|
| 1971 (8-4) | FSU | FOE |
| So. Mississippi (N) | 24 | 9 |
| Miami (FL) (A) | 20 | 17 |
| Kansas (H) | 30 | 7 |
| Virginia Tech (A) | 17 | 3 |
| Mississippi State (H)** | 27 | 9 |
| Florida (A) | 15 | 17 |
| South Carolina (H) | 49 | 18 |
| Houston (A) | 7 | 14 |
| Georgia Tech (A) | 6 | 12 |
| Tulsa (H) | 45 | 10 |
| Pittsburgh (H) | 31 | 13 |
| FIESTA BOWL | | |
| Arizona State (A) | 38 | 45 |
| | 309 | 174 |
| 1972 (7-4) | FSU | FOE |
| Pittsburgh (A) | 19 | 7 |
| Miami (FL) (A) | 37 | 14 |
| Virginia Tech (H) | 27 | 15 |
| Kansas (A) | 44 | 22 |
| Florida (H) | 13 | 42 |
| Mississippi State (N) | 25 | 21 |
| Colorado State (H)** | 37 | 0 |
| Auburn (A) | 14 | 27 |
| Houston (H) | 27 | 31 |
| Tulsa (H) | 23 | 21 |
| South Carolina (A) | 21 | 24 |
| | 287 | 224 |
| 1973 (0-11) | FSU | FOE |
| Wake Forest (A) | 7 | 9 |
| Kansas (H) | 0 | 28 |
| Miami (FL) (H) | 10 | 14 |
| Baylor (A) | 14 | 21 |
| Mississippi State (H) | 12 | 37 |
| Memphis State (H)** | 10 | 13 |

DARRELL MUDRA

(1974-75) 4-18-0



Darrell Mudra was a successful coach before arriving at Florida State, and he was successful after he left. At FSU, Mudra inherited an 0-11 team and wasn't able to bring the program back to the glory years it enjoyed under Bill Peterson. Mudra coached from the press box instead of the sidelines.

| | | |
|---------------------|------------|------------|
| 1974 (1-10) | FSU | FOE |
| Pittsburgh (H) | 6 | 9 |
| Colorado State (H) | 7 | 14 |
| Kansas (A) | 9 | 40 |
| Baylor (H) | 17 | 21 |
| Alabama (A) | 7 | 8 |
| Florida (H) | 14 | 24 |
| Auburn (A) | 6 | 38 |
| Memphis State (A) | 14 | 42 |
| Miami (FL) (A) | 21 | 14 |
| Virginia Tech (H)** | 21 | 56 |
| Houston (H) | 8 | 23 |
| | 130 | 289 |
| 1975 (3-8) | FSU | FOE |
| Texas Tech (A) | 20 | 31 |
| Utah State (H) | 17 | 8 |
| Iowa State (H) | 6 | 10 |
| Georgia Tech (A) | 0 | 30 |
| Virginia Tech (A) | 10 | 13 |
| Florida (A) | 8 | 34 |
| Auburn (H) | 14 | 17 |
| Clemson (A) | 43 | 7 |
| Memphis State (H) | 14 | 17 |
| Miami (FL) (H)** | 22 | 24 |
| Houston (A) | 33 | 22 |
| | 187 | 213 |

COACHES CUMULATIVE RECORDS

| NAME | TENURE | YEARS | W- L- T | PCT. | FSU PTS | OPP PTS |
|------------------|---------------------|-----------|-------------------|-------------|---------------|--------------|
| Ed Williamson | 1947 | 1 | 0- 5- 0 | .000 | 18 | 90 |
| Don Veller | 1948-52 | 5 | 31-12- 1 | .716 | 957 | 510 |
| Tom Nugent | 1953-58 | 6 | 34-28- 1 | .548 | 1,139 | 927 |
| Perry Moss | 1959 | 1 | 4- 6- 0 | .400 | 149 | 132 |
| Bill Peterson | 1960-70 | 11 | 62-42-11 | .587 | 2,231 | 1,620 |
| Larry Jones | 1971-73 | 3 | 15-19- 0 | .441 | 694 | 729 |
| Darrell Mudra | 1974-75 | 2 | 4-18- 0 | .182 | 317 | 502 |
| Bobby Bowden | 1976-Present | 19 | 176-47- 4 | .780 | 7,342 | 3,864 |
| 8 COACHES | 1947-Present | 48 | 326-177-17 | .640 | 12,847 | 8,374 |

BOBBY BOWDEN (1976-PRESENT)..... 176-47-4



Current Seminole Head Coach Bobby Bowden is a college football coaching legend and the top coach ever at Florida State with a winning percentage of .779 in 19 years at the school. He ranks second on the active coaching list in career victories with 249.

Bowden has taken the Florida State program to the top of college football, and completed his list of accomplishments when his Seminoles claimed the 1993 National Championship. Bowden's Seminoles have made 16 bowl appearances, including nine on New Year's Day. Florida State is currently riding an NCAA record 13-game unbeaten streak in bowl games which has given Bowden a 14-3-1 record overall in bowl games and a claim as the top bowl coach of all-time.

He is the only coach in the history of Division I college football to lead his team to eight straight 10-win seasons.

| | FSU | FOE |
|-----------------------|------------|------------|
| 1976 (5-6) | | |
| Memphis State (A) | 12 | 21 |
| Miami (FL) (A) | 0 | 47 |
| Oklahoma (A) | 9 | 24 |
| Kansas State (H) | 20 | 10 |
| Boston College (A) | 28 | 9 |
| Florida (H) | 26 | 33 |
| Auburn (A) | 19 | 31 |
| Clemson (H) | 12 | 15 |
| So. Mississippi (H)** | 30 | 27 |
| N. Texas State (A) | 21 | 20 |
| Virginia Tech (H) | 28 | 21 |
| | 205 | 258 |

| | FSU | FOE |
|----------------------|-----|-----|
| 1977 (10-2) | | |
| So. Mississippi (A) | 35 | 6 |
| Kansas State (A) | 18 | 10 |
| Miami (FL) (H) | 17 | 23 |
| Oklahoma State (A) | 25 | 17 |
| Cincinnati (H) | 14 | 0 |
| Auburn (H) | 24 | 3 |
| N. Texas State (H)** | 35 | 14 |
| Virginia Tech (H) | 23 | 21 |
| Memphis State (H) | 30 | 9 |
| San Diego State (A) | 16 | 41 |
| Florida (A) | 37 | 9 |

| | FSU | FOE |
|-----------------------|------------|------------|
| TANGERINE BOWL | | |
| Texas Tech (N) | 40 | 17 |
| | 314 | 170 |

| | FSU | FOE |
|---------------------|-----|-----|
| 1978 (8-3) | | |
| Syracuse (A) | 28 | 0 |
| Oklahoma State (H) | 38 | 20 |
| Miami (FL) (A) | 31 | 21 |
| Houston (H) | 21 | 27 |
| Cincinnati (H) | 26 | 21 |
| Mississippi St. (A) | 27 | 55 |
| Pittsburgh (A) | 3 | 7 |
| So. Mississippi (A) | 38 | 16 |
| Virginia Tech (H) | 24 | 14 |

| | | |
|-------------|------------|------------|
| Navy (H)** | 38 | 6 |
| Florida (H) | 38 | 21 |
| | 312 | 208 |

| | FSU | FOE |
|-----------------------|-----|-----|
| 1979 (11-1) | | |
| So. Mississippi (H) | 17 | 14 |
| Arizona State (N) | 31 | 3 |
| Miami (FL) (H) | 40 | 23 |
| Virginia Tech (A) | 17 | 10 |
| Louisville (A) | 27 | 0 |
| Mississippi State (H) | 17 | 6 |
| Louisiana State (A) | 24 | 19 |
| Cincinnati (A) | 26 | 21 |
| South Carolina (H)** | 27 | 7 |
| Memphis State (H) | 66 | 17 |
| Florida (A) | 27 | 16 |

| | FSU | FOE |
|--------------------|------------|------------|
| ORANGE BOWL | | |
| Oklahoma (N) | 7 | 24 |
| | 326 | 160 |

| | FSU | FOE |
|---------------------|-----|-----|
| 1980 (10-2) | | |
| Louisiana State (A) | 16 | 0 |
| Louisville (H) | 52 | 0 |
| East Carolina (H) | 63 | 7 |
| Miami (FL) (A) | 9 | 10 |
| Nebraska (A) | 18 | 14 |
| Pittsburgh (H)** | 36 | 22 |
| Boston College (H) | 41 | 7 |
| Memphis State (A) | 24 | 3 |
| Tulsa (H) | 45 | 2 |
| Virginia Tech (H) | 31 | 7 |
| Florida (H) | 17 | 13 |

| | FSU | FOE |
|--------------------|------------|------------|
| ORANGE BOWL | | |
| Oklahoma (N) | 17 | 18 |
| | 369 | 103 |

| | FSU | FOE |
|------------------------|------------|------------|
| 1981 (6-5) | | |
| Louisville (H) | 17 | 0 |
| Memphis State (H) | 10 | 5 |
| Nebraska (A) | 14 | 34 |
| Ohio State (A) | 36 | 27 |
| Notre Dame (A) | 19 | 13 |
| Pittsburgh (A) | 14 | 42 |
| Louisiana State (A) | 38 | 14 |
| Western Carolina (H)** | 56 | 31 |
| Miami (FL) (H) | 19 | 27 |
| So. Mississippi (H) | 14 | 58 |
| Florida (A) | 3 | 35 |
| | 240 | 286 |

| | FSU | FOE |
|-------------------------|-----|-----|
| 1982 (9-3) | | |
| Cincinnati (H) | 38 | 31 |
| Pittsburgh (H) | 17 | 37 |
| So. Mississippi (A) | 24 | 17 |
| Ohio State (A) | 34 | 17 |
| Southern Illinois (H)** | 59 | 8 |
| East Carolina (H) | 56 | 17 |
| Miami (FL) (A) | 24 | 7 |
| South Carolina (A) | 56 | 26 |
| Louisville (H) | 49 | 14 |
| Louisiana State (A) | 21 | 55 |
| Florida (H) | 10 | 13 |

| | FSU | FOE |
|-------------------|------------|------------|
| GATOR BOWL | | |
| West Virginia (N) | 31 | 12 |
| | 419 | 254 |

| | FSU | FOE |
|---------------------|-----|-----|
| 1983 (8-4) | | |
| East Carolina (H) | 47 | 46 |
| Louisiana State (A) | 40 | 35 |
| Tulane (A)* | 28 | 34 |
| Auburn (A) | 24 | 27 |

' 9 5 R E C O R D B O O K

| | | | | | |
|--------------------------|------------|------------|-------------------------|------------|------------|
| Pittsburgh (A) | 16 | 17 | FIESTA BOWL | | |
| Cincinnati (H)** | 43 | 17 | Nebraska (N) | 31 | 28 |
| Louisville (H) | 51 | 7 | | 481 | 163 |
| Arizona State (A) | 29 | 26 | | | |
| South Carolina (H) | 45 | 30 | 1988 (11-1-0) | FSU | FOE |
| Miami (FL) (H) | 16 | 17 | Miami (A) | 0 | 31 |
| Florida (A) | 14 | 53 | So. Mississippi (H) | 49 | 13 |
| PEACH BOWL | | | Clemson (A) | 24 | 21 |
| North Carolina (N) | 28 | 3 | Michigan State (H) | 30 | 7 |
| | 381 | 312 | Tulane (A) | 48 | 28 |
| | | | Georgia Southern (H)** | 28 | 10 |
| 1984 (7-3-2) | FSU | FOE | East Carolina (H) | 45 | 21 |
| East Carolina (H) | 47 | 17 | Louisiana Tech (H) | 66 | 3 |
| Kansas (A) | 42 | 16 | South Carolina (A) | 59 | 0 |
| Miami (FL) (A) | 38 | 3 | Virginia Tech (H) | 41 | 14 |
| Temple (H)** | 44 | 27 | Florida (H) | 52 | 17 |
| Memphis State (A) | 17 | 17 | SUGAR BOWL | | |
| Auburn (H) | 41 | 42 | Auburn (N) | 13 | 7 |
| Tulane (H) | 27 | 6 | | 455 | 172 |
| Arizona State (A) | 52 | 44 | | | |
| South Carolina (A) | 26 | 38 | 1989 (10-2-0) | FSU | FOE |
| Tennessee-Chatt. (H) | 37 | 0 | So. Mississippi (N) | 26 | 30 |
| Florida (H) | 17 | 27 | Clemson (H) | 23 | 34 |
| CITRUS BOWL | | | Louisiana State (A) | 31 | 21 |
| Georgia (N) | 17 | 17 | Tulane (H) | 59 | 9 |
| | 405 | 254 | Syracuse (A) | 41 | 10 |
| | | | Virginia Tech (A) | 41 | 7 |
| 1985 (9-3) | FSU | FOE | Auburn (H) | 22 | 14 |
| Tulane (A) | 38 | 12 | Miami (H) | 24 | 10 |
| Nebraska (A) | 17 | 13 | South Carolina (H)** | 35 | 10 |
| Memphis State (H) | 19 | 10 | Memphis State (H) | 57 | 20 |
| Kansas (H) | 24 | 20 | Florida (A) | 24 | 17 |
| Auburn (A) | 27 | 59 | FIESTA BOWL | | |
| Tulsa (H) | 76 | 14 | Nebraska (N) | 41 | 17 |
| North Carolina (A) | 20 | 10 | | 424 | 199 |
| Miami (FL) (H) | 27 | 35 | | | |
| South Carolina (H) | 56 | 14 | 1990 (10-2-0) | FSU | FOE |
| W. Carolina (H)** | 50 | 10 | East Carolina (H) | 45 | 24 |
| Florida (A) | 14 | 38 | Georgia Southern (H) | 48 | 6 |
| GATOR BOWL | | | Tulane (A) | 31 | 13 |
| Oklahoma State (N) | 34 | 23 | Virginia Tech (H) | 39 | 28 |
| | 402 | 248 | Miami (A) | 22 | 31 |
| | | | Auburn (A) | 17 | 20 |
| 1986 (7-4-1) | FSU | FOE | Louisiana State (H) | 42 | 3 |
| Toledo (H) | 24 | 0 | South Carolina (A) | 41 | 10 |
| Nebraska (A) | 17 | 34 | Cincinnati (H)** | 70 | 21 |
| North Carolina (H) | 10 | 10 | Memphis State (N) | 35 | 3 |
| Michigan (A) | 18 | 20 | Florida (H) | 45 | 30 |
| Tulane (H) | 54 | 21 | BLOCKBUSTER BOWL | | |
| Wichita State (H) | 59 | 3 | Penn State (N) | 24 | 17 |
| Louisville (A) | 54 | 18 | | 459 | 206 |
| Miami (FL) (A) | 23 | 41 | 1991 (11-2-0) | FSU | FOE |
| South Carolina (A) | 45 | 28 | Brigham Young (N) | 44 | 28 |
| So. Mississippi (H)** | 49 | 13 | Tulane (H) | 38 | 11 |
| Florida (H) | 13 | 17 | Western Michigan (H) | 58 | 0 |
| ALL-AMERICAN BOWL | | | Michigan (A) | 51 | 31 |
| Indiana (N) | 27 | 13 | Syracuse (H) | 46 | 14 |
| | 393 | 218 | Virginia Tech (N) | 33 | 20 |
| | | | Mid. Tenn. St. (H)** | 39 | 10 |
| 1987 (11-1-0) | FSU | FOE | Louisiana State (A) | 27 | 16 |
| Texas Tech (H) | 40 | 16 | Louisville (A) | 40 | 15 |
| East Carolina (A) | 44 | 3 | South Carolina (H) | 38 | 10 |
| Memphis State (H) | 41 | 24 | Miami (H) | 16 | 17 |
| Michigan State (A) | 31 | 3 | Florida (A) | 9 | 14 |
| Miami (FL) (H)** | 25 | 26 | COTTON BOWL | | |
| So. Mississippi (A) | 61 | 10 | Texas A&M (N) | 10 | 2 |
| Louisville (H) | 32 | 9 | | 449 | 188 |
| Tulane (H) | 73 | 14 | | | |
| Auburn (A) | 34 | 6 | 1992 (11-1-0) | FSU | FOE |
| Furman (H) | 41 | 10 | Duke (H) | 48 | 21 |
| Florida (A) | 28 | 14 | Clemson (A) | 24 | 20 |

' 9 5 R E C O R D B O O K

| | | | | | |
|----------------------|------------|------------|----------------------|------------|------------|
| N.C. State (A) | 34 | 13 | Notre Dame (A) | 24 | 31 |
| Wake Forest (H) | 35 | 7 | N.C. State (H) | 62 | 3 |
| Miami (A) | 16 | 19 | Florida (A) | 33 | 21 |
| North Carolina (H) | 36 | 13 | ORANGE BOWL | | |
| Georgia Tech (A) | 29 | 24 | Nebraska (N) | 18 | 16 |
| Virginia (A) | 13 | 3 | | 536 | 129 |
| Maryland (H)** | 69 | 21 | | | |
| Tulane (H) | 70 | 7 | 1994 (10-1-1) | FSU | FOE |
| Florida (H) | 45 | 24 | Virginia (H) | 41 | 17 |
| ORANGE BOWL | | | Maryland (A) | 52 | 20 |
| Nebraska (N) | 27 | 14 | Wake Forest (A) | 56 | 14 |
| | 446 | 186 | North Carolina (H) | 31 | 18 |
| | | | Miami (A) | 20 | 34 |
| 1993 (12-1-0) | FSU | FOE | Clemson (H)** | 17 | 0 |
| Kansas (N) | 42 | 0 | Duke (H) | 59 | 20 |
| Duke (A) | 45 | 7 | Georgia Tech (A) | 41 | 10 |
| Clemson (H) | 57 | 0 | Notre Dame (N) | 23 | 16 |
| North Carolina (A) | 33 | 7 | N.C. State (A) | 34 | 3 |
| Georgia Tech (H) | 51 | 0 | Florida (H) | 31 | 31 |
| Miami (H) | 28 | 10 | SUGAR BOWL | | |
| Virginia (H) | 40 | 14 | Florida (N) | 23 | 17 |
| Wake Forest (H)** | 54 | 0 | | 428 | 200 |
| Maryland (A) | 49 | 20 | | | |

*won by forfeit
**Homecoming



IN REVIEW BOWL GAMES

1950 CIGAR BOWL FLORIDA STATE 19 WOFFORD 6

TAMPA, Fla. (Jan. 2, 1950) - Red Parrish scored twice and Buddy Strauss rushed for 132 yards to give underdog Florida State a 19-6 win over Wofford in the Cigar Bowl.

The victory was a come-from-behind effort by the Seminoles as the Terriers scored only moments into the contest to make the score 6-0. That touchdown came when Wofford defenders blocked a Bo Manuel punt and recovered it in the end zone. The extra point attempt was no good.

For the balance of the first quarter, Florida State mounted several drives that stalled around midfield, while Wofford netted virtually nothing offensively. Early in the second period, however, Wofford had its first real threat. It died on the Seminoles' 16-yard line when Bill Dawkins intercepted a pass and returned it to the Terrier 20. Shortly after, Parrish bolted to the Tribe's initial touchdown to tie the score at six.

Late in the half, the Seminoles got cranked up again. Strauss busted up the middle for a 15-yard gain, and an interference penalty pushed Florida State into Wofford territory. On the next play, Parrish lofted a left-handed halfback pass to

Norman Eubanks, who made a spectacular catch; the extra point sent the Seminoles to the locker room with a 13-6 lead.

The third period was a dogged defensive battle with no serious scoring threats. But in the final period, FSU pinned Wofford deep in its own territory with a 63-yard Manuel punt. After the Terriers fumbled on their own eight, the Seminoles were unable to cash in when Parrish came up a foot short on fourth down.

Unable to move the ball out of the deep hole, Wofford was forced to punt, giving the Seminoles excellent field position with only minutes remaining. This time Don Veller's team wasted no time cashing in. With only seconds showing on the clock, Parrish sliced in from the five and Florida State had a 19-6 upset victory.



FLORIDA STATE BOWL RECORD

| BOWL | W | L | T |
|--------------|-----------|----------|----------|
| All-American | 1 | 0 | 0 |
| Blockbuster | 1 | 0 | 0 |
| Bluegrass | 0 | 1 | 0 |
| Cigar | 1 | 0 | 0 |
| Citrus* | 1 | 0 | 1 |
| Cotton | 1 | 0 | 0 |
| Fiesta | 2 | 1 | 0 |
| Gator | 3 | 0 | 1 |
| Orange | 2 | 2 | 0 |
| Peach | 1 | 1 | 0 |
| Sugar | 2 | 0 | 0 |
| Sun | 0 | 2 | 0 |
| TOTAL | 15 | 7 | 2 |

*Formerly the Tangerine Bowl

1955 SUN BOWL TEXAS WESTERN 47 FLORIDA STATE 20

EL PASO, Texas (Jan. 1, 1955) - Florida State turnovers and defensive collapses in the second quarter allowed Texas Western to move well ahead and capture a 47-20 Sun Bowl victory.

With the score tied at seven at the end of the first period, the underdog Miners put together a magnificent 28-point quarter that buried the Seminoles on the steamy January afternoon. Texas Western quarterback John Griner ran the option to

Since beginning intercollegiate play in 1947, Florida State has a record of 15-7-2 in 24 bowl appearances. Kurt Unglaub was a member of the 1977 and '79 teams that traveled to the Tangerine and Orange bowls, respectively.

One of the leading rushers in Florida State history, Larry Key led the 1977 Seminoles to a Tangerine Bowl berth. His son, Jermaine Green, is a sophomore tailback for the 1995 Seminoles.



perfection, and the Seminoles, fighting a blinding sun and high altitude, couldn't keep pace.

After taking a 7-0 lead in the first four minutes of the game, the Seminoles allowed the Miners to tie the score late in the period. On the first play of the second quarter, Florida State fumbled on its own 24, and Texas Western needed only two plays to grab its first lead of the day. That touchdown came on a nifty run by Miner ace Jesse Whittenton.

Then, the flood gates opened. Tom Nugent's Seminoles made three more mistakes that led directly to Texas Western touchdowns, and the home-standing Miners eased into the locker room with a 34-7 advantage.

In the final half, the Miners ran the count to 41-7 before the Tribe scored again. Quarterback Len Swantic led a third quarter drive sparked by a 43-yard touchdown pass to Tom Feamster. But Western wasted no time in countering that Seminole score. On the next kickoff, Bob Forrest raced 95 yards for the final Miner touchdown of the day.

The Seminoles were able to tack on a final tally in the fourth period. Harry Massey hit Bill Odom on a 16-yard pass play for the score.

1958 BLUEGRASS BOWL

OKLAHOMA STATE .. 15
FLORIDA STATE 6

LOUISVILLE, Ky. (Dec. 13, 1958) - A frantic fourth quarter comeback was not to be as Florida State couldn't fight off the bitter cold, and Oklahoma State went home with a 15-6 victory in the only Bluegrass Bowl ever played.

A crowd of just over 7,000 braved 10-degree weather for the first-ever meeting between the two schools. Players on both teams wore tennis shoes in an effort to combat the frozen turf. The Seminoles made their first national television appearance with a relatively obscure talent named Howard Cosell handling the broadcast.

Florida State got off to a good start, mounting two drives deep into OSU territory in the first quarter. Both times, the Seminoles came up empty-handed as field goal attempts from the 16 and 23 fell short.

Oklahoma State managed to dent the scoreboard early in the second quarter when halfback Duane Wood sprinted in from the Florida State 17.

Unable to get anything going in the second period, the Seminoles were forced to rely on defense. The last assault came in the final two minutes of the half. The Cowboys drove inside the Florida State five, but on a fourth down play with 1:15 left, FSU's Ron Hinson stopped Forrest Campbell one foot from paydirt. That sent the clubs to the locker room with the score 7-0, OSU.

FSU IN BOWLS YEAR-BY-YEAR

| SEASON | BOWL | OPPONENT | SCORE |
|--------|--------------|-----------------|-------|
| 1949 | Cigar | Wofford | 19- 6 |
| 1954 | Sun | Texas Western | 20-47 |
| 1958 | Bluegrass | Oklahoma State | 6-15 |
| 1964 | Gator | Oklahoma | 36-19 |
| 1966 | Sun | Wyoming | 20-28 |
| 1967 | Gator | Penn State | 17-17 |
| 1968 | Peach | Louisiana State | 27-31 |
| 1971 | Fiesta | Arizona State | 38-45 |
| 1977* | Tangerine | Texas Tech | 40-17 |
| 1979* | Orange | Oklahoma | 7-24 |
| 1980* | Orange | Oklahoma | 17-18 |
| 1982* | Gator | West Virginia | 31-12 |
| 1983* | Peach | North Carolina | 28- 3 |
| 1984* | Citrus | Georgia | 17-17 |
| 1985* | Gator | Oklahoma State | 34-23 |
| 1986* | All-American | Indiana | 27-13 |
| 1987* | Fiesta | Nebraska | 31-28 |
| 1988* | Sugar | Auburn | 13- 7 |
| 1989* | Fiesta | Nebraska | 41-17 |
| 1990* | Blockbuster | Penn State | 24-17 |
| 1991* | Cotton | Texas A&M | 10- 2 |
| 1992* | Orange | Nebraska | 27-14 |
| 1993* | Orange | Nebraska | 18-16 |
| 1994* | Sugar | Florida | 23-17 |

*Under Bobby Bowden

Early in the third period, the Seminoles did themselves in with a pair of fumbles. The second set up the Cowboys at the Florida State 39. It took 10 plays, but Wood finally scored his second touchdown. His two-point conversion catch made it 15-0. Florida State added a late score, but it was not enough as OSU claimed a 15-6 win.

1965 GATOR BOWL
FLORIDA STATE 36
OKLAHOMA..... 19

JACKSONVILLE, Fla. (Jan. 2, 1965) - The brilliant passing combination of Steve Tensi and Fred Biletnikoff rewrote the Gator Bowl record book and gave the upstart Seminoles an impressive 36-19 victory over Oklahoma.

The Florida State victory will long be remembered as one of the greatest passing shows in college football history. Tensi completed 23-of-36 passes for 303 yards and five touchdowns while Biletnikoff hauled in 13 balls for 192 yards and four TDs. Both players signed professional contracts on the field at the completion of the game.

Oklahoma claimed the first break of the day as Tensi was intercepted in the first period. The Sooners marched to the Seminole 34, but on third down FSU defensive back Howard Ehler picked off an OU pass and sailed 63 yards for the game's initial touchdown. Later in the quarter, the Sooners came back to claim a 7-6 lead. That lead lasted only as long as it took the Tribe to move 90 yards.

Phil Spooner was instrumental in the drive and Tensi continued to pick apart the OU defense. From the 15, Tensi hit Biletnikoff for a 12-7 lead. Twice more before intermission, Tensi found Biletnikoff for touchdowns. The first score followed a George D'Alessandro fumble recovery, and the second came on a long drive against the clock. The halftime score was 24-7, FSU.


Early in the second half, Oklahoma recovered a Seminole fumble and cut the lead to 24-13, but as the third period drew to a close, the Seminoles executed an 82-yard drive. On the last play of the quarter, Tensi hit Don Floyd for the touchdown.

With 10 minutes left and the score 30-19, it was time for the Seminole defense to take over. The Sooners came up short on two late drives and FSU finally tacked on its final TD - a 14-yard Tensi-to-Biletnikoff connection that made the final 36-19.



Bill Moreman played for Florida State in both the 1966 Sun Bowl and 1967 Gator Bowl. The three-year letterman recovered a fumble that set up an FSU touchdown in the Sun Bowl.

Teaming with Fred Biletnikoff to put on a spectacular aerial display, Steve Tensi led the 1964 Seminoles to a victory in the Gator Bowl by tossing five touchdown passes, including four to Biletnikoff.






Gary Huff and the high-powered Seminole offense played in the first ever Fiesta Bowl and the new bowl got off to a great start with FSU and Arizona State battling to a 45-38 final score in the Sun Devils favor.

Chip Glass' reception of a Bill Cappleman two-point conversion pass gave the Seminoles a 27-24 lead late in the 1968 Peach Bowl. The game, which the Seminoles lost to LSU 31-27, marked the fourth consecutive bowl for FSU.

| | |
|----------------------------|-----------|
| 1966 SUN BOWL | |
| WYOMING | 28 |
| FLORIDA STATE | 20 |

EL PASO, Texas (Dec. 24, 1966) - Florida State's vaunted passing attack was not enough to overcome a stingy Wyoming defense, and the Seminoles lost 28-20 in their second try for a Sun Bowl title.



Though the Tribe got a couple of early breaks, it was the Cowboys who drew first blood. The initial score came on a Jim Kiick plunge, and the score stood 7-0 at the end of the first period. Florida State bounced back after Bill Moremen fell on a Vic Washington fumble to give FSU the ball at the Wyoming 49. From there, Kim Hammond found Ron Sellers for the tying touchdown.

The Seminoles managed to grab the lead shortly before halftime. This time Hammond hit T.K. Wetherell behind the Cowboy secondary for a 54-yard scoring strike. At the half, Florida State led 14-7.

It didn't take long for the Cowboys to tie the score. Early in the second half, Wyoming quarterback Rick Egloff found Jerry Marion for a 39-yard touchdown. Late in the third quarter, Wyoming went ahead to stay. Kiick, who gained 135 yards on 23 carries, rambled 43 yards to give the Cowboys a 21-14 lead.

Florida State made a last-ditch attempt to regain a part of the lead as time ticked away in the final quarter. Hammond hit Sellers in Wyoming territory. As the lanky receiver was hit, he fumbled the ball and it was recovered by teammate Chip Glass at the Cowboy five.

But the tenacious Wyoming defense held in the final three minutes. Wyoming used a pair of 15-yard penalties and the running of Kiick to drive to the FSU 14 in the waning minutes. Egloff scampered into the end zone for the final Cowboy touchdown and the 28-14 win.

| | |
|----------------------------|-----------|
| 1967 GATOR BOWL | |
| FLORIDA STATE | 17 |
| PENN STATE | 17 |

JACKSONVILLE, Fla. (Dec. 30, 1967) - Penn State jumped out to a commanding 17-point halftime lead before Florida State battled back in the second half to gain an exciting 17-17 tie.

The Seminoles received the opening kickoff, but their opening drive stalled at the Penn State 25. The Lions fumbled after one play, but an interception gave them the ball back, and they scored first on a 27-yard field goal by Tom Sherman in the closing minutes of the first quarter.

Late in the second period, Sherman passed 10 yards to Jack Curry for a touchdown. He came back to hit All-America tight end Ted Kwalick with seconds remaining in the half. The Seminoles were completely stopped before intermission as Penn State's defense kept Kim Hammond and his mates at bay.

The momentum changed in the second half, however. Penn State received the kick but was forced to punt. The Tribe drove quickly to the Lion one, but couldn't score. On the next series, the Lions gambled on fourth down at their own 15, and the Seminole defense held. Three plays later, Hammond passed to Ron Sellers for Florida



State's first score.

When Lion halfback Charlie Pittman fumbled the ball on the kickoff, the Seminoles were back in business at the Penn State 22. Passes to Sellers and Bill Moremen moved the ball to the one. From there, Hammond took it on himself to cut the lead to 17-14.

With just over a minute to play in the game, Hammond directed a picture-perfect drive from the FSU 31 to the Penn State 15. There, Florida State was faced with a fourth-and-five situation with 17 seconds remaining. Coach Bill Peterson decided to go for the sure three points and a tie rather than risk a 17-14 loss. Grant Guthrie booted the field goal and the 1967 Gator Bowl had co-champions.

1968 PEACH BOWL
LOUISIANA STATE 31
FLORIDA STATE 27

ATLANTA, Ga. (Dec. 30, 1968) - Competing in its fourth consecutive bowl game, Florida State couldn't outscore Louisiana State and the Seminoles fell 31-27 in a soggy game that initiated Atlanta's Peach Bowl.

The Seminoles were considered a slight

favorite going into the game. But as the teams took the field for pre-game warmups, rain began to fall and didn't let up until the final minutes of the contest played at Georgia Tech's Grant Field.

Despite the rain, the Seminoles wasted little time getting on the scoreboard. LSU won the toss, but the Tigers bobbled the ball on the kickoff and FSU's John Crowe pounced on it at the Tiger 36. Tom Bailey swept around right end on the game's first play from scrimmage and went all the way for the touchdown.

That was the only score of the first period, however, as heavy rain hampered both teams. In the first quarter, the Seminoles recovered two more LSU fumbles and intercepted a Tiger pass.

Early in the second quarter, Bill Cappleman capped a 75-yard drive with a 21-yard touchdown pass to Bill Gunter to give the Tribe a 13-0 lead. LSU's first score came midway through the second period on a 39-yard punt return. The Tigers added a 32-yard field goal in the waning minutes of the half to cut the Seminole lead to 13-10 at intermission.

The Tigers came roaring back in the third quarter, scoring a pair of touchdowns to take a 24-13 lead. But the Seminoles were not finished. A fourth quarter Cappleman-to-Sellers pass brought Florida State within five. With 6:15 left in the game, FSU went on top 27-24 on a Sellers catch and a two-point conversion pass from Cappleman to Chip Glass.

Wally Woodham led Florida State to a 40-17 win over Texas Tech in the 1977 Tangerine Bowl. The bowl was Bobby Bowden's first at FSU and the first for the school in six years.



Noseguard Ron Simmons (above) is still considered the greatest defender in Florida State history. The consensus All-American led the Seminoles to back-to-back Orange Bowl match-ups against Oklahoma in 1980 and '81.

Florida State has not lost a bowl game since Oklahoma defeated the Seminoles, and quarterback Rick Stockstill (right), 18-17 in the 1981 Orange Bowl. Stockstill is now an assistant coach on the Clemson staff.

The Seminole lead was short-lived as LSU drove for the winning touchdown with 2:39 left in the game. The Tribe's last-ditch effort fell short when a fourth down pass intended for Sellers was tipped away in the final moments, leaving Florida State on the short end of a 31-27 score.

1971 FIESTA BOWL
ARIZONA STATE 45
FLORIDA STATE 38

TEMPE, Ariz. (Dec. 27, 1971) - In one of the most dazzling offensive shows in bowl history, Arizona State scored with 34 seconds left in the game to capture the first ever Fiesta Bowl, 45-38, before over 51,000 partisan fans in Sun Devil Stadium.

Florida State's initial drive stalled, and Arizona State wasted no time in grabbing a 7-0 lead. FSU's Barry Smith brought the kickoff back 49 yards, and like lightning, Gary Huff and his mates tied the score. Huff's passes put the Tribe at the one, and Paul Magalski got the touchdown.

Thirty-two points went on the board in the second quarter. The locals drew first blood, but a field goal by Frank Fontes moved the Seminoles within one at 14-13 as the momentum seemed to swing to Florida State. The Seminoles raced 63 yards on their next drive and added a two-point conversion to lead 21-14. With just over two minutes left in the half, ASU's Danny White hit Steve Holden on a 55-yard scoring pass to tie the game at 21.

At that point, the Seminoles proved they had come to play. Huff put on a brilliant passing

display, hitting Kent Gaydos for 46 yards to the Sun Devil 10. With time running out in the half, Rhett Dawson snared his second touchdown pass of the day to give the Tribe a 28-21 halftime lead.


The third quarter was all Arizona State. Holding the ball almost the entire quarter, the Sun Devils put 10 points on the board and led 31-28 heading into the final stanza.

Early in that last quarter, Florida State culminated a 75-yard drive with a field goal to tie the game at 31. On an exchange of punts, Holden hurt the Seminoles again. This time, he returned a Duane Carrell punt 63 yards for a touchdown. Florida State came back to tie the game again when Dawson made a sensational touchdown grab between two defenders with 4:44 left in the contest.

ASU's final drive resulted in a Woody Green touchdown with 34 seconds left to break the tie and provide the final margin.

1977 TANGERINE BOWL
FLORIDA STATE 40
TEXAS TECH..... 17

ORLANDO, Fla. (Dec. 23, 1977) - Florida State, making its first bowl appearance in seven years, demolished Texas Tech 40-17 in the 32nd Tangerine Bowl.



A record-breaking crowd of 44,502 witnessed almost total domination by the Seminoles, who became the first major college football team in Florida to win 10 games in a season.

FSU jumped ahead at 5:50 of the opening quarter on a 23-yard Dave Cappelen field goal. It stayed that way until Mike Mock of Texas Tech evened the count with a 24-yarder early in the second period. A 93-yard kickoff return by Larry Key following the Tech field goal gave the Seminoles the lead for good.

Later in the second quarter, Tribe quarterback Jimmy Jordan found tight end Grady King on a 37-yard scoring pass that boosted the FSU lead to 16-3 at intermission.

The Seminoles continued to add to their cushion in the third quarter. First, Jordan found Mike Shumann with a 40-yard scoring toss. Next, Cappelen booted a 22-yard field goal that made the Florida State lead 27-3.

Tech scored with 7:46 remaining in the quarter on a 44-yard pass, making the score 27-9. The count remained that way until Wally Woodham found Roger Overby on a 15-yard touchdown pass to increase the Seminole lead.

Neither team was through yet. Tech came back on a 21-yard touchdown run by Billy Taylor; with just 48 seconds remaining, FSU completed the scoring on a 44-yard pass from Woodham to Chip Sanders.



1980 ORANGE BOWL
OKLAHOMA..... 24
FLORIDA STATE 7

MIAMI, Fla. (Jan. 1, 1980) - Julius Caesar Watts and Heisman Trophy winner Billy Sims each rushed for more than 100 yards, and the Sooner defense held Florida State to 182 total yards as Oklahoma defeated Florida State 24-7 in the 46th Annual Orange Bowl Classic.

For 17 minutes, it appeared Florida State would see its dream of a 12-0 season and possible national championship come true as it took a 7-0 lead on Mike Whiting's one-yard touchdown run in the first quarter.

FSU had a chance to double its lead moments later. OU punter Fred Keeling's kick was blocked by Seminole corner-back Bobby Butler and recovered on the Oklahoma 17 by Keith Jones.

After a first down, FSU failed to gain more than two yards on three tries. Rick Stockstill fumbled a snap from center on an attempted field goal try as Oklahoma stopped the FSU drive and gained possession at its 19.

Following a 25-yard pickup by Sims and a sack by James Gilbert, Watts kept the ball on a sweep to the right and ran 61 yards for a score.

Watts' run was a sample of things to come for the Seminoles. Following the kickoff, Jimmy Jordan's first pass was picked off by Bud Herbert, who would intercept three passes on the night, and

returned to the Seminole 10. Two plays later, Stanley Wilson got the call from the five and rambled in for the score and a 14-7 Sooner lead.

Fred Keeling made it 17-7 at the half with a 24-yard field goal, and the Sooners were on their way to victory.

The remainder of the game was a defensive standoff until Sims took a lateral from Watts and raced 22 yards into the Seminole end zone at 7:13 of the fourth quarter.

For the game, Sims gained 164 yards on 24 carries and Watts tallied 127 yards on 15 attempts. FSU was outgained in the game by a 447-182 margin.

1981 ORANGE BOWL
OKLAHOMA..... 18
FLORIDA STATE 17

MIAMI, Fla. (Jan. 1, 1981) - Oklahoma was not supposed to be able to pass. But that's what it took for the Sooners to beat Florida State in the 1981 Orange Bowl. With time running out and the Seminoles leading 17-10, J.C. Watts - a swift quarterback who led a notorious Oklahoma running game - drilled an 11-yard touchdown pass to split end Steve Rhodes with 1:27 remaining.

Going for the win on the conversion, Watts rolled to his right and hit tight end Steve Valora to

Oklahoma's J.C. Watts and Heisman Trophy winner Billy Sims proved too much for FSU's talented defense in the 1980 Orange Bowl. Seminole defensive back Bobby Butler kept the Tribe in the game early with a blocked punt.



In 1980, linebacker Reggie Herring recorded the second-best single season tackle total in FSU history with 170 as one of the leaders of a dominating Seminole defense.

give the Sooners an 18-17 win over upset-minded Florida State in the 47th Annual Orange Bowl Classic.

A Florida State fumble recovery and a missed field goal kept Oklahoma off the board in the first quarter, and FSU took the lead when Ricky Williams capped a 70-yard touchdown drive with a one-yard plunge. Bill Capece converted and the Seminoles led by seven.

The score remained the same until OU's Fred Keeling hit a 53-yard field goal with two seconds remaining in the half.

Oklahoma took the second half kickoff and marched 78 yards for a touchdown and a 10-7 lead. On second and goal from the FSU four, halfback David Overstreet took a pitchout to the right and scored easily.

On the following series, FSU drove from its own 20 to the Oklahoma 27, only to watch Capece's 44-yard field goal attempt sail right. The Seminoles recovered a Watts fumble three plays later. This time Capece's field goal from 19 yards was good, and the score was tied at 10.

With 13 minutes left in the game, Keeling dropped back to his own 18 to punt. The snap sailed through his hands and into the end zone, where Bobby Butler recovered for a touchdown and a 17-10 Seminole lead.

The teams traded punts and Oklahoma took over on its own 22-yard line, trailing by seven with 3:30 on the clock. Then, Watts abandoned the forte of the Sooner offense — running — and went to the air.

On third-and-nine from the OU 23, Watts hit Rhodes with a 42-yard pass to the FSU 35. Then Chet Winters hauled in a 14-yard pass to the Florida State 21 for another first down.

After a 10-yard scramble by Watts, the senior quarterback found Rhodes in the end zone for the touchdown.

Two completed passes gave Florida State the ball on the Oklahoma 45 with just five seconds remaining. Capece attempted to give Florida State the win with a 62-yard field goal, but the attempt fell six yards short and the Seminoles had lost to the Sooners in the Orange Bowl for the second straight year.

1982 GATOR BOWL FLORIDA STATE 31 WEST VIRGINIA 12

JACKSONVILLE, Fla. (Dec. 30, 1982) - Greg Allen rambled for 138 yards and two scores, while surprise starter Blair Williams threw for 202 yards and another touchdown as Florida State upset West Virginia 31-12 in the 38th Annual Gator Bowl.

Allen, who was named MVP, scored twice in the third quarter to break open a tight game and give the Seminoles a 31-6 lead entering the final period.

The victory lifted the Seminoles' record to 9-3 on the year, and gave FSU Head Coach Bobby Bowden a win in his first encounter against the Mountaineers — the team he coached from 1970-75.

Florida State drew first blood in the game — taking a 3-0 lead on a 20-yard field goal by Philip Hall with 3:30 remaining in the first quarter. Frustrated by a blocked field goal attempt on the first drive of the game, the Mountaineers came back to tie the game early in the second stanza when All-American Paul Woodside hit a 48-yard field goal.

The Seminoles took the lead for good on the next play. Picking up Woodside's kickoff on the five, Billy Allen started up the middle and then broke to his left — eventually going 95 yards for a touchdown, a Gator Bowl record, and a 10-3 FSU lead.

West Virginia added a field goal to cut the lead to 10-6, but Williams led FSU on a 63-yard touchdown drive with under one minute to play in the half.

With just 15 seconds remaining and the ball on the 27, Williams lofted a pass into the right corner of the end zone, where Dennis McKinnon went high over two WVU defenders to make a spectacular catch and give the Seminoles a 17-6 intermission lead.

The third quarter belonged to Greg Allen. Carrying the ball just five times, the sophomore tailback logged 52 yards and a pair of touchdowns.

Florida State's defense, which was in the face of WVU quarterback Jeff Hostetler all night, controlled the final period.

FSU held Hostetler to 10 completions in 28 attempts for 118 yards and two interceptions,

while the Seminole offense was busy piling up 451 yards of total offense against a WVU defense ranked in the top 10 nationally.

1983 PEACH BOWL
FLORIDA STATE 28
NORTH CAROLINA 3

ATLANTA, Ga. (Dec. 28, 1983) - Making his first career start, Eric Thomas fired a pair of first-quarter touchdown passes to lead the Seminoles to a stunning 28-3 win over North Carolina in the 16th Annual Peach Bowl.

Thomas, a third-year sophomore who played sparingly during the year, led FSU on two long scoring drives on the Seminoles' first two possessions. On the first drive, Thomas directed a nine-play, 62-yard march from the Florida State 38. The drive ended when he found Weegie Thompson in the right corner of the end zone from 15 yards out for the touchdown.

Following a strong defensive effort that forced a Tar Heel punt after three downs, Thomas took over again. Displaying veteran composure in eluding a UNC blitz, he found Thompson again with an 18-yard scoring pass to give FSU a 14-0 lead.

The Seminoles stretched their lead to 21-0 before the intermission. Midway through the second quarter, Pete Panton fell on a fumbled punt return at the UNC 16. Rosie Snipes scored on a one-yard run for a three touchdown lead at the half.

Defensive MVP Alphonso Carreker led the Seminoles, who held the Tar Heel running attack




to only 32 net yards. In the game, UNC managed only 198 yards of total offense.

In the second half, the Seminoles used a ball control offense to account for 265 yards on the ground, stopping any hopes of a Carolina comeback. Greg Allen and Cletis Jones led FSU's assault, piling up a combined 176 yards on 37 carries.

Florida State scored its last touchdown on a one-yard run by Thomas, after the Seminoles used an 11-play, 88-yard drive to eat up all but 31 seconds of the fourth quarter clock. Thomas' two touchdown passes and running off the option earned him offensive MVP honors.

The 138 yards and two touchdowns Greg Allen (above) recorded in the 1982 Gator Bowl to earn MVP honors are not even included in his career record totals for rushing yardage and TD's.



1984 CITRUS BOWL
FLORIDA STATE 17
GEORGIA 17

ORLANDO, Fla. (Dec. 21, 1984) - Florida State's ninth blocked punt of the season led to a late score and enabled FSU to escape with a 17-17 tie with Georgia in front of 51,821 fans in the Florida Citrus Bowl.

Leading 17-9 with 3:58 left, Georgia punter Chip Andrews dropped back to receive the snap when FSU's Lenny Chavers burst through the middle of the Bulldog line to block the punt. Special teams phenom Joe Wessel scooped up the loose ball and returned it 14 yards for his fourth touchdown of the season off a blocked kick.

Florida State fell behind 14-0 at the half, and needed the blocked punt to earn the tie. The

All-America offensive guard Jamie Dukes (left) led the first FSU class to participate in a bowl game in each of their four years. Dukes was a starter his entire career and has had a very successful run in the NFL for both Atlanta and Green Bay.



An unlikely hero, sophomore quarterback Eric Thomas made his first ever start a memorable one by throwing two touchdown passes in the first quarter of the 1983 Peach Bowl win over North Carolina.

Bulldogs had taken control in the second quarter, scoring on runs of two and four yards by running back Lars Tate, who gained 75 yards and was named Offensive Player of the Game.

Tate's second touchdown was set up by cornerback Kevin Harris, who picked off an Eric Thomas pass and returned it 18 yards to the FSU 13 with 1:22 remaining in the first half.

Florida State got on track early in the third quarter, marching 67 yards with the second half kickoff to set up a 32-yard field goal by Derek Schmidt.

The Seminoles' next score came with 14:12 left in the game when Tony Smith, who finished the day with 68 yards on 10 carries, scored from the one.

Held to 134 yards of total offense, Georgia scored its only points of the second half on a 36-yard field goal by Kevin Butler in the fourth quarter. The FSU defense was led by linebacker Henry Taylor and safety Billy Allen, both of whom registered 11 tackles.

While the defense had success stopping the Georgia offensive attack, Florida State's offense sputtered throughout the game.

Georgia did mount a late scoring threat when it took possession of the ball on the Florida State 46-yard line with 21 seconds left. After two incomplete passes, the Bulldogs lined up to attempt a 70-yard field goal by All-American Butler, whose attempt fell just short as time expired.

1985 GATOR BOWL FLORIDA STATE 34 OKLAHOMA STATE .. 23

JACKSONVILLE, Fla. (Dec. 30, 1985) - Freshman quarterback Chip Ferguson threw for 338 yards and a pair of touchdowns, and Tony Smith added 201 yards rushing as Florida State rolled over Oklahoma State, 34-23, in the 41st Annual Gator Bowl.

FSU, which entered the game minus its top three receivers, fooled Oklahoma State by throwing on 15 of its first 20 plays. Derek Schmidt field goals of 23 and 39 yards, and a 39-yard touchdown catch by Herb Gainer sandwiched in between, gave FSU a 13-0 halftime lead.

Oklahoma State got on the scoreboard immediately following the intermission when a 63-yard drive ended in a 33-yard field goal by Brad Dennis.

Ferguson, who was named the game's MVP, went back to the air, taking the Seminoles 73 yards on the next series before handing off to senior fullback Cletis Jones for a three-yard touchdown run. An interception by Deion Sanders gave the ball back to FSU, and Ferguson used just five plays before hitting Gainer with a 19-yard touchdown pass. That made the score 27-3, Florida State.

Oklahoma State didn't give up with Cowboy quarterback Ronnie Williams passing 29 yards to All-America tailback Thurman Thomas for an OSU TD. Following a Ferguson fumble, Williams handed off to Thomas, who threw back to the quarterback for a 12-yard touchdown that closed the score to 27-17.

Early in the fourth quarter, Ferguson scored from one yard out to give the Seminoles a 17-point cushion. The Cowboys added a late touchdown on a 31-yard pass from Williams to Hart Lee Dykes.

Sophomore wide receiver Randy White, who had never caught a pass at FSU, grabbed four first half passes for 87 yards while Gainer, who had caught just five during the regular season, hauled in seven for 148 yards and two TDs. Smith's 201 rushing yards came on 24 carries.

The Seminole defense held the heralded Thomas in check the entire game, limiting him to 97 yards on 26 attempts.

Florida State finished the season with a 9-3 record.

1986 ALL-AMERICAN BOWL FLORIDA STATE 27 INDIANA 13

BIRMINGHAM, Ala. (Dec. 31, 1986) - Tailback Sammie Smith rushed for 205 yards and two

touchdowns as Florida State claimed a 27-13 win over Indiana in the 10th Annual All-American Bowl.

Indiana was its own worst enemy, missing four scoring opportunities inside the FSU 31-yard line. The Hoosiers gained 383 yards to the Seminoles' 342 and held onto the ball almost 15 minutes longer than FSU.

Indiana scored first in the game. After driving 60 yards in 13 plays, Pete Stoyanovich kicked a 35-yard field goal to give his team a 3-0 lead.

FSU turned to Smith, a redshirt freshman. He ran for 28 yards on four carries and caught a pass for seven more as the Seminoles moved down the field. His four-yard touchdown run capped the drive. Derek Schmidt's PAT was blocked and FSU took a 6-3 lead.

Florida State picked up another touchdown before the half when Smith scored on a nine-yard romp. The Seminoles carried that 13-3 lead into intermission.

FSU made it 20-3 on the first possession of the second half. Smith ran three times for 20 yards and the Holloman brothers did the rest. The drive was sparked by a 36-yard reverse by Darrin, while senior Tanner collected 15 yards, including eight on a touchdown run.

IU came right back, but Stoyanovich missed a third FG, this time from 49 yards out. The Hoosier defense continued to hold the Seminoles, and late in the third period, Indiana made an attempt to get back into the game. Fullback Andre Powell closed the gap to 20-10 with a two-yard plunge at the 1:19 mark.

Following an interception in the opening minutes of the fourth period, Indiana drove 56 yards on seven plays and Stoyanovich's 30-yard field goal closed the score to 20-13.

FSU marched right back behind a handful of carries by Smith that netted 44 yards, with Tanner Holloman scoring on a 10-yard run.


For his performance, Smith was awarded the MVP trophy and the Seminoles finished the season with a 7-4-1 record.

1988 FIESTA BOWL FLORIDA STATE 31 NEBRASKA 28

TEMPE, Ariz. (Jan. 1, 1988)—Florida State quarterback Danny McManus hit wide receiver Ronald Lewis for a touchdown on fourth-and-15 late in the fourth quarter as FSU bounced back to win the Fiesta Bowl over Nebraska, 31-28.

Nebraska struck quickly on a three-yard run by tailback Keith Jones and a 52-yard punt return by Dana Brinson to open the game. At the end of one, Florida State trailed 14-0.

FSU scored 21 points in the second quarter after abandoning the run and turning to the hot hand of McManus, who was named the game's offensive MVP. When it was over, McManus had




broken Fiesta Bowl records for passes attempted (51) and yards passing (375).

The second quarter was all Garnet and Gold. Deion Sanders' interception of a Steve Taylor pass gave the Seminoles the football at the Husker 40. Six plays later, Herb Gainer snagged the first of his two TDs, this one a 10-yarder.

The Florida State defense continued to tighten. Paul McGowan's fumble recovery gave

Freshman quarterback Chip Ferguson earned Most Valuable Player honors in the 1985 Gator Bowl after throwing for 338 yards and a pair of touchdowns.



The 1984 Florida State team blocked an astonishing nine punts over the season. The most important came late in the Citrus Bowl game against Georgia when Joel Wessel ran in a block to give the Seminoles a chance for the eventual 17-17 tie. The bowl marked the last that FSU has not won outright.

Sammie Smith ripped the Indiana defense for 205 yards and two touchdowns in the Seminoles' 27-13 win in the 1986 All-American Bowl. His record still stands as FSU's top bowl performance.



In one of the most exciting bowl games in FSU history, Ronald Lewis caught a 15-yard touchdown pass from Danny McManus on a fourth down play to give Florida State a come-from-behind win over Nebraska in the 1988 Fiesta Bowl.



the ball back to the offense. Seventy-five yards later, McManus handed off to Dayne Williams for a one-yard touchdown run.

Florida State scored on its third consecutive possession with 44 seconds left in the half. McManus connected with Gainer from 25 yards out, and the Seminoles enjoyed a 21-14 lead.

The Huskers evened the score at 21 when they took the second half kickoff and marched 77 yards, Taylor scoring from the two. The Seminoles then took a 24-21 lead on Derek Schmidt's 32-yard field goal. With 40 seconds left in the third period, fullback Tyreese Knox put Nebraska back on top with a four-yard run.

The fourth period proved to be the culmination of an exciting afternoon for the crowd of 72,112 in Sun Devil Stadium. Nebraska's offense drove the field, using six minutes of clock time as the game wound down. Camped at the Tribe two on second-and-goal, the Huskers were set to deal the final blow. But as Knox got the handoff, the ball popped loose and FSU's Eric Hayes recovered.

With 6:58 left, McManus needed a touchdown for a Florida State win. Starting from the FSU three, the senior led his team down to the Nebraska two — the big play coming on a 43-yard pass to tailback Dexter Carter. A dead ball foul pushed the Seminoles back to the 18. Two plays later, McManus faced fourth-and-goal from the 15. He hit Lewis on the square-in pattern for the winning touchdown.

Florida State finished the season 11-1 and was voted runnerup in both the Associated Press and United Press International polls.

1989 SUGAR BOWL FLORIDA STATE 13 AUBURN 7

NEW ORLEANS, La. (Jan. 2, 1989)—Sammie Smith rushed for 115 yards on 24 carries and All-American Deion Sanders intercepted a pass in the end zone on the game's final play to give Florida State a 13-7 victory over SEC champion Auburn in the 55th Annual Sugar Bowl.

The victory, before an ABC national television audience, gave FSU an 11-game win streak and a No. 3 final ranking. It also marked the seventh consecutive bowl championship for FSU.

Florida State scored 10 points in the first quarter, and it would be enough for the Seminole defense. FSU limited the Tigers to 108 yards on the ground and 270 total yards. The Tribe recovered a pair of fumbles and grabbed three interceptions, including Sanders' game-saver.

Smith powered the Florida State offense early with 73 yards in the first half. He earned the Miller-Digby Award as the game's Most Valuable Player and became the first back to gain over 100 yards on Auburn's defense in 25 games.

Florida State opened the game with an

impressive 84-yard drive. Smith gained 50 yards as the Tribe surprised Auburn by running the ball up the middle. Dayne Williams got the touchdown on a two-yard run at 9:48 of the first quarter.

After a Stan Shiver interception, FSU's Bill Mason added a 35-yard field goal to give the Seminoles a 10-0 lead. Following a fumble recovery, Florida State drove to the Auburn two, where a fake field goal attempt failed.

The next time the Seminoles got the ball, after a Dedrick Dodge interception, FSU capitalized by driving 24 yards in eight plays for a 31-yard Mason field goal.

The teams exchanged punts on their next possessions before Auburn drove for its lone score of the game. The Tigers took the ball on their own 49 and Reggie Slack threw a 20-yard touchdown pass to Walter Reeves to bring Auburn within six at 13-7.

It was as close as Auburn would get. In fact, neither team would score again as defense dominated the second half.

As the fourth period began, FSU was on the Auburn one following a 68-yard drive. On third-and-goal, Chip Ferguson's lateral to Sammie Smith got away and Auburn recovered. The Tigers turned around and drove to the FSU 15-yard line.

On fourth-and-nine from FSU's 15, Howard Dinkins pressured Slack and he was called for intentional grounding. After a Seminole punt pinned Auburn at its own four with 3:28 to go, the Tigers put together a last-ditch drive to win the game.

With Slack completing passes to receivers Reeves, Lawyer Tillman and Freddy Weygand, the Tigers converted on fourth down three times. But on third-and-10 from the FSU 22 and five seconds remaining, Auburn went at FSU's All-American once too often. Sanders picked off Slack's pass in the end zone, and Florida State had its first Sugar Bowl victory.

1990 FIESTA BOWL
FLORIDA STATE 41
NEBRASKA 17

TEMPE, Ariz. (Jan. 1, 1990) — Peter Tom Willis, the game's Offensive Most Valuable Player, threw for five touchdowns and 422 yards to lead Florida State to its second Fiesta Bowl win over the Nebraska Cornhuskers, 41-17.

Nebraska came on strong in the first quarter with a 69-yard touchdown drive. Capped by a Gerry Gdowski-to-Brian Gregory pass, the drive took only 3:41.

Florida State followed with a march that ended in a missed 37-yard field goal by Bill Mason. Three plays later, Nebraska fumbled, but the Seminoles could not capitalize on Errol McCorvey's recovery.

Kevin Grant's interception at the Nebraska



37-yard line provided another scoring chance for FSU, but at the top of the second quarter, Richie Andrews' 39-yard field goal attempt missed to the left.

In the second quarter, Willis completed 12-of-14 passes for 210 yards and three touchdowns as the Seminoles built a 21-10 halftime lead. The first drive began with Odell Haggins' fumble



Deion Sanders' (above) interception in the endzone on the games final play preserved a hard fought 13-7 win over Auburn in the 1989 Sugar Bowl. Sammie Smith rushed for 115 yards on the Tigers, the most they had given up in 25 games.

Quarterback Danny McManus shattered Fiesta Bowl records for passes attempted and passing yardage to earn offensive MVP honors in the '88 Fiesta Bowl, which is considered perhaps the most important win in the modern era of FSU football.



Peter Tom Willis (above) threw for a Fiesta Bowl record five touchdowns in the Seminoles' 41-17 route of Nebraska at the 1990 Fiesta Bowl.

recovery. Two plays later, Willis' pass to Terry Anthony tied the score at seven.

Nebraska followed with a 62-yard kick return and a 39-yard field goal to take a 10-7 lead.

After a Florida State fourth down conversion try failed and Nebraska missed a field goal, the Seminoles took the lead for good on a five-yard touchdown pass from Willis to Reggie Johnson.

With 24 seconds left in the first half, Willis struck again with a 10-yard pass to Dexter Carter to put FSU up 21-10.

Florida State continued the flood in the third quarter. Willis' passing and spectacular catching by the FSU receivers — Anthony caught six passes for 88 yards, Ronald Lewis five for 106

All-America cornerback Terrell Buckley broke open a close 1990 Blockbuster Bowl with a 39-yard punt return that went almost as far back as it went forward. Casey Weldon completed 22-of-36 passes for 248 yards as the Seminoles topped Penn State 24-17.



yards and Lawrence Dawsey four for 66 — helped the Seminoles to three third quarter touchdowns and a 41-10 lead.

After Paul Moore scored on a one-yard run, Willis connected with Johnson for the second time. Next came a 24-yard pass to Anthony to give the Seminoles their sixth touchdown of the game.

The win was Florida State's 10th straight after an 0-2 start to the 1990 season. FSU finished with its third straight Top Three ranking.

1991 BLOCKBUSTER BOWL

FLORIDA STATE 24
PENN STATE 17

MIAMI, Fla. (Dec. 28, 1990) — In a game that pitted college football's winningest active coaches, FSU quarterback Casey Weldon completed 22-of-36 passes for 248 yards to lead the Seminoles to a 24-17 victory over Penn State in the inaugural Blockbuster Bowl. The victory pushed Florida State to a number four final ranking.

After scoring on a 41-yard Richie Andrews field goal on the game's first drive, Terrell Buckley's thrilling 39-yard punt return put the Seminoles on the Penn State 17-yard line minutes later. Four plays later, Florida State scored the first touchdown of the game on a one-yard run by Amp Lee. Lee was named the game's Most Valuable Player with 86 yards on 21 carries and a pair of scores.

Following unsuccessful drives by both Penn State and FSU, PSU quarterback Tony Sacca launched a 56-yard touchdown pass to David Daniels for the Nittany Lions' first score.

Florida State's lead increased 1:32 into the second quarter when Lee ran for his second touchdown of the game, this one from seven yards out. The score remained 17-7 until the third quarter.

Florida State started the third period with a drive that ended in a Nittany Lion interception at the Penn State 18-yard line. Twelve plays later, PSU kicker Craig Fayak gave the Nittany Lions their sole score of the third quarter with a 32-yard field goal. The Seminoles came back quickly. Weldon ran five yards for FSU's final score after a 58-yard drive.

The Nittany Lions and Seminoles exchanged punts before Penn State came back. Following a 62-yard drive, Terry Smith scored on a 37-yard pass from reserve QB Tom Bill as PSU closed to within seven with six minutes left in the game.

The final six minutes would provide some anxious moments for Seminole fans as the Nittany Lions gained momentum with Bill at the helm.

But both defenses held in the final minutes. After an exchange of punts, FSU's John Davis cemented the victory with a leaping interception at

the Florida State one. The Seminoles were able to run out the clock after that to hand the Nittany Lions their first loss in nine games.

1992 COTTON BOWL
FLORIDA STATE 10
TEXAS A&M 2

DALLAS, Texas (Jan. 1, 1992) — The Seminoles won the Cotton Bowl with a mix of feisty defense and ball control offense which highlighted the rushing of sophomore Sean Jackson. After consecutive losses to Miami and Florida to end the regular season, the Seminoles rebounded to defeat ninth-ranked Texas A&M, 10-2.

Jackson ably took over the starting tailback job, running for 119 yards on 27 carries and was named the game's offensive MVP.

Rainy and cold weather conditions caused a turnover-filled game that turned into a defensive struggle. There were a Cotton Bowl record 13 turnovers in all, eight by the Aggies and five by Florida State. Texas A&M was especially plagued by ball-handling woes, fumbling six times and throwing two interceptions.

Ironically, Texas A&M's first fumble resulted in its only points of the game. When Aggie running back Greg Hill fumbled out of bounds deep in Seminole territory, the FSU offense was forced to take over on its own two-yard line. One play later, Quentin Coryatt caught FSU quarterback Casey Weldon in the end zone for a safety.

The Aggies' two-point lead held for most of the half until Dallas native Clifton Abraham recovered an Aggie fumble at midfield. Seven plays later, Weldon faked a handoff and rolled around the right end for a five-yard touchdown run.

The second half was a carbon copy of the first with both teams trying to hang onto the ball in the wet conditions. The FSU defense continued to harass the Aggie offense, caused five fumbles in the second half. Florida State held A&M to 180 yards of total offense for the game.

The Aggie defense was also dominating, allowing the Seminoles just one more score in the game, a 27-yard field goal by Gerry Thomas with 2:40 left in the fourth quarter. Florida State won its 11th game of the year and finished the season ranked fourth in the nation.

1993 ORANGE BOWL
FLORIDA STATE 27
NEBRASKA 14

MIAMI, Fla. (Jan. 1, 1993)— The Orange Bowl provided the perfect setting for a reunion.



After all, the bowl itself was one Florida State had not visited since 1981, and FSU had never won the game. In addition, the matchup between Big Eight champ Nebraska and Florida State provided a chance for the two teams to get reacquainted.

Before the coin toss, the outcome seemed a foregone conclusion. Nobody, including the Nebraska school newspaper, believed the Cornhuskers stood a chance against Charlie Ward and Florida State's high-powered offense, while the FSU defense appeared up to the challenge of

Marvin Jones and the rest of the FSU defense, aided by a steady drizzle, made things difficult for Texas A&M in the Tribe's 10-2 win in the 1992 Cotton Bowl.



Charlie Ward and wide receiver Tamarick Vanover were a combination that proved too difficult for a great Nebraska defense in the 1993 Orange Bowl.

Dan Footman's fumble recovery at the Nebraska two yard line set-up a Charlie Ward to Kez McCorvey TD that gave the Seminoles a 17-0 second quarter lead in the 1993 Orange Bowl.



and a missed field goal by Nebraska, FSU got going again. Vanover's 29-yard pickup on a reverse and Sean Jackson's 28-yard pass completion to Ward highlighted an FSU drive that resulted in a 40-yard field goal by Dan Mowrey. With 10:54 left in the half, the Tribe held a 10-point advantage.

A Nebraska mistake proved costly on the following series. Cornhusker quarterback Tommy Frazier attempted a late pitch. The ball sailed and FSU's Dan Footman recovered it on the two-yard line. Three plays later, Ward hit Kez McCorvey with a four-

yard strike for a 17-0 FSU lead.

By the second quarter, the foundation of a rout had been built. The Tribe scored 20 unanswered points and the Cornhuskers were flailing in monsoon conditions that had hit the Orange Bowl. However, the torrential downpour affected FSU's style of play more, forcing the offense to replace the shotgun with a safer and slower I-formation rushing attack.

Florida State tallied its first points of the contest midway through the first quarter. After Nebraska hit a brick wall on a fourth-and-one attempt on an early drive, the Seminole offense got the ball on its own 24-yard line.

Charlie Ward quickly directed a drive to the Cornhusker 25. From there, the FSU signal-caller calmly hooked up with Tamarick Vanover for the first score of the game.

After an exchange of punts, an interception,

yard strike for a 17-0 FSU lead.


Mowrey added another field goal in the period, this one from 24 yards out. With a first half shutout looming, Nebraska went to the air. Frazier soon connected with Corey Dixon, who made a circus grab in the end zone for a 41-yard touchdown.

As the rain poured down, Florida State and Nebraska played a quiet final half, offensively. The two teams traded touchdowns, with the Seminoles putting the game away in the third quarter. At the end of an 85-yard, 16-play drive that took nearly eight minutes off the clock, Jackson rattled and rolled 11 yards into the end zone, giving the Tribe a 20-point lead once again.

The Cornhuskers put the last points on the board with 10 minutes left in the game. Tight end Gerald Armstrong snared a one-yard pass from Frazier.

Ward was named Florida State's Orange Bowl MVP with 210 yards of total offense and two touchdown passes. Jackson also had an excellent outing, gaining 101 yards on 17 carries and catching four passes for 61 yards. Jackson gained 73 of his 101 yards in the second half as he passed the 100-yard mark for the second consecutive bowl game.

Scott Bentley's field goal with 21 seconds left gave the Seminoles an 18-16 win over Nebraska in the Orange Bowl and the unanimous 1993 national championship.



1994 ORANGE BOWL
FLORIDA STATE 18
NEBRASKA 16

MIAMI, Fla. (Jan. 1, 1994) — The 60th Annual Orange Bowl game proved indeed to be a "Classic" as the nation's top two teams battled to the last second for the 1993 National Championship. When Florida State kicker Scott Bentley's field goal with 21 seconds left in the game split the uprights and Cornhusker Byron Bennett's last second kick sailed wide left, the Seminoles stood as 18-16 victors over number one Nebraska.

Both teams started slow offensively, failing to score in the first quarter. In all, the teams combined for five punts and a missed field goal in the period. And while defense continued to dominate in the second stanza, FSU took a 3-0 lead on Bentley's 34-yard field goal after marching 63 yards. The big play in the FSU drive was a 31-yard pass from Charlie Ward to Kevin Knox, while a pass interference penalty on Nebraska gave Florida State a first down on third-and-six.

It took less than two minutes for the Cornhuskers to counter. When FSU's Devin Bush tipped a pass from Nebraska quarterback Tommie Frazier into the hands of receiver Reggie Baul, NU had a 34-yard touchdown completion and a 7-3 lead.

Florida State and Nebraska traded possessions before FSU was able to add another three. Seminole quarterback Ward showed the skills that won him the Heisman Trophy, scrambling for 23 and passing for 39 of the 71 yards on the drive. Bentley nailed a 25-yard field goal with 22 seconds left and as the half ended, the heavily favored Tribe trailed, 7-6.

FSU regained the lead after taking the second half kickoff and driving 67 yards. Ward, the game's Most Valuable Player, set up William Floyd's 1-yard TD plunge with a 41-yard pass to Knox before his two-point conversion attempt fell incomplete. Nonetheless, the Seminoles took a 12-7 lead.

One possession later, FSU increased its lead. After taking over at its own 12, Florida State looked to junior fullback Floyd for a spark. He obliged with a career-long 34-yard run to the FSU 46-yard line. Six plays later, Bentley's third field goal of the night, this one from 39 yards out, put the Seminoles up 15-7 with 3:06 remaining in the third.

Nebraska held the ball for the rest of the quarter, and on the first play of the final period, Lawrence Phillips ran to the right for a 12-yard touchdown. A two-point conversion attempt to tie the game at 15 failed when Frazier was knocked out of bounds at the one.

Florida State was unable to advance past the Nebraska 45 on its next drive, so the Cornhuskers once again took over. Their march deep into Seminole territory came to a sudden end when Richard Coes intercepted a pass at the FSU nine. But the Seminoles went three and out, turning the ball over to the Cornhuskers with 4:39 left in the game.

Nebraska drove from its own 20 to the FSU 4 after Liss' 42-yard punt. Phillips ran for 17 yards on the first play of the drive, while Frazier gained 32 yards on another rush. But the Seminole defense stiffened from there. Three runs netted minus five yards and Bennett kicked a 27-yard three-pointer from the five, giving the 'Huskies a 16-15 lead with 1:16 to play.

Starting at the 35-yard line after Bennett's kickoff went out of bounds, Ward took over. Aided by a pair of penalties against Nebraska — a 15-yard late hit after a 21-yard Warrick Dunn pickup, and a 15-yard pass interference call — Ward led FSU to the Nebraska five with 21



Heisman Trophy winner Charlie Ward won literally every trophy available following the 1993 season, but his effort in the Orange Bowl win resulted in a pair of national championship trophies.

seconds left. Bentley's 22-yard kick on second down sailed through the uprights and gave Florida State an 18-16 edge with 21 seconds left.

But Nebraska was not ready to call it a day. On second down from the Nebraska 43, Frazier completed a 29-yard pass to Trumane Bell. The Seminoles celebrated as time apparently expired on the play, but the Cornhuskers had called a time out with one second remaining. As Bennett's last second attempt sailed wide left, the Seminoles wrapped up their first 12-win season and earned Florida State's first football national championship.



FSU breathed a sigh of relief when Nebraska's last ditch field goal attempt sailed wide left giving the Seminoles the national championship.

Florida State's defense swamped Florida's vaunted passing game sacking Danny Wuerffel five times and holding the Gators to a season-low 17 points.



1995 SUGAR BOWL
FLORIDA STATE 23
FLORIDA 17

NEW ORLEANS, La. (Jan. 2, 1995) — For the second consecutive game, Florida's secondary was dissected by FSU quarterback Danny Kanell while the Seminole defense sacked Danny Wuerffel five times as Florida State settled a regular season tie, winning "The Fifth Quarter in the French Quarter" 23-17 over the Florida Gators.

FSU tailback Warrick Dunn, playing in his home state, continued to riddle the Gator defense in earning Sugar Bowl MVP honors. The sophomore rushed 14 times for 58 yards, caught nine passes for 51 yards and threw a 73 yard touchdown pass.

On the game's second possession, Florida State began deep in their own territory at the 7-yard line. The Seminoles started this rematch where they left

Warrick Dunn earned Sugar Bowl MVP honors with his ability to hurt the Gators through the air and on the ground. Dunn rushed for 58 yards, caught nine passes for 51 yards and completed a 73-yard pass for a touchdown in the 23-17 win billed as "the fifth quarter in the French Quarter."



off the last game against the Gators, driving almost at will down the field. The Seminoles used a pair of Warrick Dunn 16-yard runs and a 41-yard pass from Danny Kanell to E.G. Green to the Gator 10-yard line to set up the game's first score. Unable to get the ball in the endzone, FSU settled for a Dan Mowrey 21-yard field goal giving the Seminoles a 3-0 lead with 7:20 remaining in the first quarter.

UF drove to the Florida State 4-yard line on their next possession before Derrick Brooks collared Wuerffel on a third down naked bootleg forcing Judd Davis to kick a 22-yard field goal tying the score 3-3 with 3:57 remaining in the opening quarter.

After Todd Rebol stripped the ball from UF's Fred Taylor and Sean Hamlet recovered at Florida State's 27-yard line, the Seminoles used a bit of trickery resulting in a touchdown which gave them the lead for good. Dunn, a high school quarterback, completed his first collegiate pass to O'Mar Ellison for a 73-yard touchdown strike in which Ellison outraced the UF secondary giving Florida State a 10-3 advantage with 14:25 remaining in the second quarter. Dunn's pass also set a short-lived record for the longest pass in Sugar Bowl history.

Florida State's defense then made another big play, this time stopping a Wuerffel 4th and 1 quarterback sneak giving the Seminoles possession on their own 28-yard line.

One play after Kanell completed a key 13-yard completion to Ellison on 3rd and 12, he hit an open Kez McCorvey for a 16-yard touchdown strike giving FSU a 17-3 lead with 7:47 left in the first half.

UF responded with an 82-yard touchdown strike from Wuerffel to Ike Hilliard on 3rd and 12 putting the Gators within seven with 6:07 left in the first half. Wuerffel's strike marked the third time in the game that the record for longest pass in Sugar Bowl history had been broken.

After another fumble recovery by Sean Hamlet at midfield, Kanell drove the Seminole offense to the 7-yard line resulting in a Mowrey 24-yard field goal giving FSU a 20-10 halftime lead.

Rock Preston continued Florida State's momentum by returning the second half kickoff 62 yards to the UF 30-yard line. Mowrey then kicked a career high 45-yard field goal giving Florida State a 23-10 lead one minute into the second half. Mowrey's third field goal of the night, also a career high, was the most by an FSU kicker since Scott Bentley kicked four field goals in last year's Orange Bowl.

Florida got back in the game in the fourth quarter after Wuerffel directed a 17-play, 80-yard drive culminating in a one yard quarterback sneak from Wuerffel bringing UF within six with 3:47 remaining.

UF's attempt of an onside kick rolled out of bounds, but the Gator defense held giving them one more chance from their own 19 with 2:27 remaining.

Derrick Brooks sealed the victory over the Gators by intercepting a Wuerffel pass and returning it to the UF 19 in the game's final minute.

Florida State's victory over Florida marked an NCAA record tenth straight bowl victory and thirteenth without a loss. Florida State also finished in the Top Five nationally an unprecedented eighth consecutive year. ■

FLORIDA STATE BOWL RECORDS

INDIVIDUAL

TOTAL OFFENSE

- Most Plays** - 61, Kim Hammond vs. Penn State, 1967 Gator Bowl
- Most Yards Total Offense** - 414, Peter Tom Willis vs. Nebraska, 1990 Fiesta Bowl
- Most Touchdowns Responsible For** - 5, Steve Tensi vs. Oklahoma, 1965 Gator Bowl; Peter Tom Willis vs. Nebraska, 1990 Fiesta Bowl

RUSHING

- Most Carries** - 27, Phil Spooner vs. Oklahoma, 1965 Gator Bowl
- Most Yards Gained** - 205, Sammie Smith vs. Indiana, 1986 All-American Bowl
- Most TDs Rushing** - 2, Five Times (latest Amp Lee vs. Penn State, 1990 Blockbuster Bowl)
- Longest Rush** - 65, Dennis McKinnon vs. West Virginia, 1982 Gator Bowl
- Highest Average Per Rush** - 8.4 (24-202), Tony Smith vs. Oklahoma State, 1985 Gator Bowl

PASSING

- Most Passes Attempted** - 53, Kim Hammond vs. Penn State, 1967 Gator Bowl
- Most Passes Completed** - 37, Kim Hammond vs. Penn State, 1967 Gator Bowl
- Most Interceptions Thrown** - 4, Steve Tensi vs. Oklahoma, 1965 Gator Bowl; Kim Hammond vs. Penn State, 1967 Gator Bowl; Casey Weldon vs. Texas A&M, 1992 Cotton Bowl
- Most Yards Gained** - 422, Peter Tom Willis vs. Nebraska, 1990 Fiesta Bowl
- Most Touchdown Passes** - 5, Steve Tensi vs. Oklahoma, 1965 Gator Bowl; Peter Tom Willis vs. Nebraska, 1990 Fiesta Bowl
- Longest Pass** - 73, Warrick Dunn to 'OMar Ellison vs. Florida, 1995 Sugar Bowl

RECEIVING

- Most Passes Caught** - 14, Ron Sellers vs. Penn State, 1967 Gator Bowl
- Most Yards Receiving** - 192, Fred Biletnikoff vs. Oklahoma, 1965 Gator Bowl
- Most TD Passes Caught** - 4, Fred Biletnikoff vs. Oklahoma, 1965 Gator Bowl

PUNTING

- Most Punts** - 9, Bill Cheshire vs. LSU, 1968 Peach Bowl; Rohn Stark vs. Oklahoma, 1980 Orange Bowl
- Highest Average** - 47.5, Louis Berry vs. Oklahoma State, 1985 Gator Bowl
- Most Yards on Punts** - 380, Rohn Stark vs. Oklahoma, 1980 Orange Bowl
- Longest Punt** - 70, Rohn Stark vs. Oklahoma, 1980 Orange Bowl

PUNT RETURNS

- Most Punt Returns** - 5, Jessie Hester vs. North Carolina, 1983 Peach Bowl
- Most Yards on Punt Returns** - 73, Billy Graham vs. Texas Western, 1955 Sun Bowl
- Longest Punt Return** - 39, Terrell Buckley vs. Penn State, 1990 Blockbuster Bowl

KICKOFF RETURNS

- Most Kickoff Returns** - 5, Barry Smith vs. Arizona State, 1971 Fiesta Bowl
- Most Yards on Kickoff Returns** - 143, Barry Smith vs. Arizona State, 1971 Fiesta Bowl
- Most TDs on Kickoff Returns** - 1, Larry Key vs. Texas Tech, 1977 Tangerine Bowl; Billy Allen vs. West Virginia, 1982 Gator Bowl
- Longest Kickoff Return** - 95, Billy Allen vs. West Virginia, 1982 Gator Bowl (TD)

INTERCEPTIONS

- Most Passes Intercepted** - 2, Brian McCrary vs. West Virginia, 1982 Gator Bowl
- Most Yards on Interceptions** - 69, Howard Ehler vs. Oklahoma, 1965 Gator Bowl
- Longest Interception Return** - 69, Howard Ehler vs. Oklahoma, 1965 Gator Bowl

SCORING

- Most Points** - 24, Fred Biletnikoff vs. Oklahoma, 1965 Gator Bowl
- Most Touchdowns** - 4, Fred Biletnikoff vs. Oklahoma, 1965 Gator Bowl
- Most PATs Attempted** - 6, Richie Andrews vs. Nebraska, 1990 Fiesta Bowl
- Most PATs Made** - 5, Richie Andrews vs. Nebraska, 1990 Fiesta Bowl
- Most Points Kicking** - 12, Frank Fontes vs. Arizona State, 1971 Fiesta Bowl; Scott Bentley vs. Nebraska, 1994 Orange Bowl

FIELD GOALS

- Most Field Goals Attempted** - 5, Scott Bentley vs. Nebraska, 1994 Orange Bowl; Dan Mowrey vs. Florida, 1995 Sugar Bowl
- Most Field Goals Made** - 4, Scott Bentley vs. Nebraska, 1994 Orange Bowl
- Longest Field Goal Made** - 45, Dan Mowrey vs. Florida, 1995 Sugar Bowl

TEAM

Single Game Offense

TOTAL OFFENSE

- Most Yards Gained** - 569 vs. Oklahoma State, 1985 Gator Bowl
- Most Yards Gained, Both Teams** - 938 vs. Oklahoma State, 1985 Gator Bowl

Greatest Margin of Victory - 25 vs. North Carolina, 1983 Peach Bowl
Greatest Margin of Defeat - 27 vs. Texas Western, 1955 Sun Bowl
Most Touchdowns - 6 vs. Nebraska, 1990 Fiesta Bowl
Most PATs Made - 5 vs. Nebraska, 1990 Fiesta Bowl
Most Field Goals Made - 4 vs. Nebraska, 1994 Orange Bowl

RUSHING

Most Yards Gained - 364 vs. North Carolina, 1983 Peach Bowl
Most Yards Gained, Both Teams - 562 vs. North Carolina, 1983 Peach Bowl
Most Touchdowns - 4 vs. Indiana, 1986 All-American Bowl

PASSING

Most Passes Attempted - 55 vs. Penn State, 1967 Gator Bowl
Most Passes Completed - 38 vs. Penn State, 1967 Gator Bowl
Most Interceptions Thrown - 4, vs. Oklahoma, 1965 Gator Bowl; vs. Penn State, 1967 Gator Bowl; vs. Texas A&M, 1992 Cotton Bowl
Most Yards Gained - 455 vs. Texas Tech, 1977 Tangerine Bowl
Most Yards Gained, Both Teams - 774 vs. Florida, 1995 Sugar Bowl
Most TD Passes - 5, vs. Oklahoma, 1965 Gator Bowl; vs. Nebraska, 1990 Fiesta Bowl

PUNTING

Most Punts - 9, vs. Oklahoma, 1980 Orange Bowl; vs. LSU, 1968 Peach Bowl; vs. Wyoming, 1966 Sun Bowl
Most Punts, Both Teams - 17, vs. Wyoming,



1966 Sun Bowl; vs. Texas A&M, 1992 Cotton Bowl
Highest Average - 47.5 vs. Oklahoma State, 1985 Gator Bowl

PUNT RETURNS

Most Punt Returns - 5, vs. vs. Penn State, 1967 Gator Bowl; North Carolina, 1983 Peach Bowl
Most Yards Gained - 62 vs. Georgia, 1984 Citrus Bowl

KICKOFF RETURNS

Most Kickoff Returns - 8, vs. vs. Texas Western, 1955 Sun Bowl; Arizona State, 1971 Fiesta Bowl
Most Yards Gained - 184 vs. Arizona State, 1971 Fiesta Bowl

FIRST DOWNS

Most First Downs - 31 vs. Oklahoma State, 1985 Gator Bowl
Most First Downs, Both Teams - 54 vs. Oklahoma State, 1985 Gator Bowl
Most Rushing First Downs - 21 vs. Oklahoma, 1980 Orange Bowl
Most Passing First Downs - 19, vs. Oklahoma State, 1985 Gator Bowl; vs. Nebraska, 1988 Fiesta Bowl

FUMBLES

Most Fumbles Lost - 2, Six Times (latest vs. Oklahoma State, 1985 Gator Bowl)
Most Fumbles Lost, Both Teams - 7 vs. Texas A&M, 1992 Cotton Bowl

Single Game Defense

FIRST DOWNS

Fewest First Downs Allowed - 6, Wofford, 1950 Cigar Bowl

TOTAL DEFENSE


Fewest Yards - 139, Wofford, 1950 Cigar Bowl
Most Yards - 454, Florida, 1995 Sugar Bowl

RUSHING DEFENSE

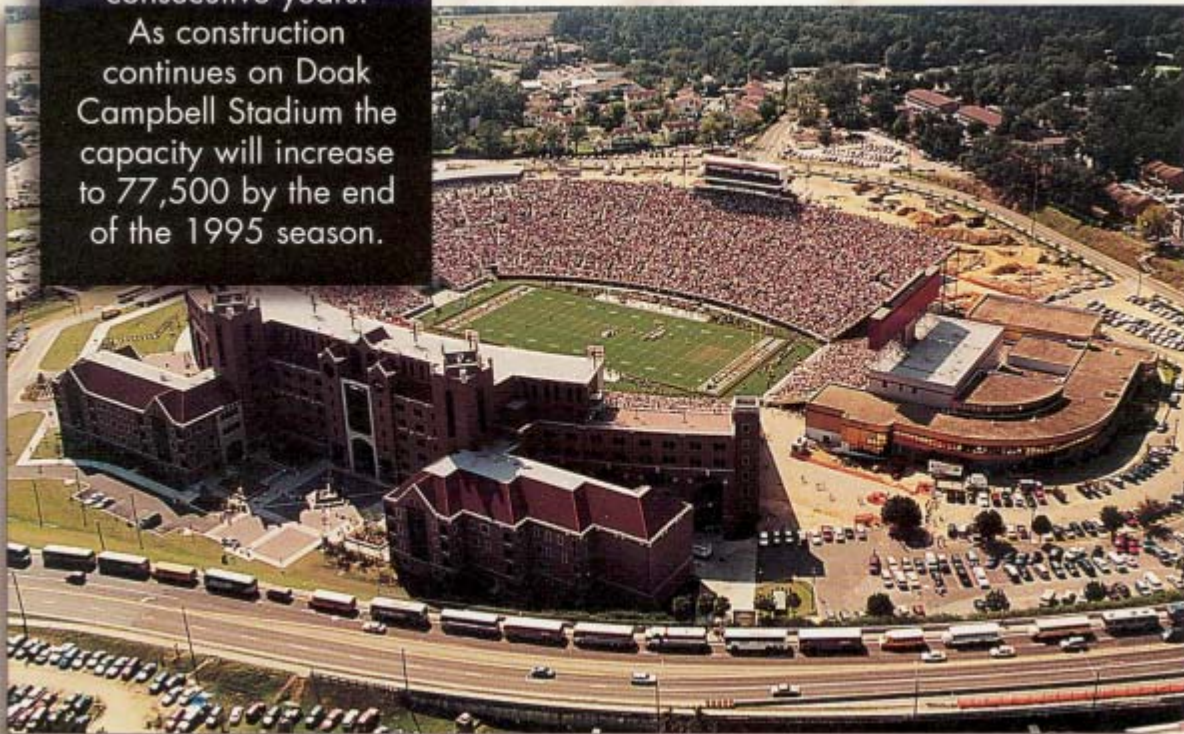
Fewest Yards Rushing - 5, Florida, 1995 Sugar Bowl
Most Yards Rushing - 411, Oklahoma, 1980 Orange Bowl


PASSING DEFENSE

Fewest Passes Attempted - 4, Oklahoma, 1980 Orange Bowl
Fewest Passes Completed - 2, Oklahoma, 1980 Orange Bowl
Fewest Yards Passing - 36, Oklahoma, 1980 Orange Bowl
Most Yards Passing - 449, Florida, 1995 Sugar Bowl
Most Passes Intercepted - 3, vs. Penn State, 1967 Gator Bowl; vs. Auburn, 1989 Sugar Bowl; vs. Penn State, 1990 Blockbuster Bowl



The Seminoles have broken the single-season home attendance record four consecutive years. As construction continues on Doak Campbell Stadium the capacity will increase to 77,500 by the end of the 1995 season.





**FLORIDA STATE
'95 SCHEDULE**

SEPTEMBER

2 Duke (Orlando)
9 at Clemson
16 N.C. STATE[†]
23 CENTRAL FLORIDA

OCTOBER

7 MIAMI
14 WAKE FOREST[†]
21 GEORGIA TECH^{**}

NOVEMBER

2 at Virginia
11 at North Carolina
18 MARYLAND
25 at Florida

[†]Hall of Fame Weekend
^{*}Parents Weekend ^{**}Homecoming

