

McEACHERN

JONES

SIMMONS

ALEXANDER

WILSON

CARREKER

HAGGINS

YEAR IN REVIEW

Year In Review

50 YEARS OF GREAT PASS RUSHERS



An Explosive Season-Opener

GAME 1 — FLORIDA STATE 70, DUKE 26
September 2, 1995 • The Citrus Bowl • Orlando, FL

Preseason number-one ranked Florida State began the 1995 season with an offensive explosion, racking up 797 yards of total offense in a 70-26 victory over Duke in Orlando's Citrus Bowl.

Quarterback Danny Kanell came out hot as he completed 21 of 27 passes for 275 yards and four touchdowns in less than two quarters of action. Wide receiver Andre Cooper was on the receiving end of nine passes for 155 yards and two touchdowns. E.G. Green had 103 yards receiving and a touchdown on five catches.

The Seminoles did not dominate solely through the air. Florida State's rushing game also posed a challenge for Duke as Rock Preston and Warrick Dunn combined for 254 yards on 15 carries. Preston's 130 yards rushing included an 85-yard touchdown dash, while Dunn had 124 yards and a 33-yard score.

Seven different Seminoles scored a school-record 10 touchdowns enroute to Coach Bobby Bowden's 250th career victory. The win also continued FSU's dominance of the ACC and the Seminoles' 25-game winning streak in league play.

The Seminoles struck quickly with a 27-point first quarter with Green's 24-yard touchdown reception from Kanell coming just 2:08 into the game. Fullback Pooh Bear Williams muscled his way two yards into the endzone for the Tribe's next score and his first of three short-yardage touchdowns on the day.

The Tribe matched their 27-point output in the second quarter for a half-time score of 54-12, with two more Williams' TD runs and an 11-yard Cooper touchdown reception from Kanell. Backup quarterback Thad Busby entered the game with 8:48 left in the second quarter and hit junior wide out Damian Harrell with a 17-yard strike with just seconds left in the half. The extra-point attempt was blocked by Duke's Ray Farmer and returned by Tawambi Settles for two points.

On the other side of the ball, the FSU defense allowed 26 points, the most ever in an ACC game. The Tribe, missing starting linebackers Daryl Bush and Todd Rebol, gave up 404 yards total offense and three touchdowns, including a 51-yard Charles London run early in the third quarter.



Quarterback Danny Kanell looked sharp in the opener with Duke, throwing for 275 yards and four touchdowns.

SCORE BY QUARTERS

	1	2	3	4	F
Florida State	27	27	3	7	70
Duke	10	2	14	0	26

SCORING SUMMARY

- FSU-** E.G. Green 24 yd pass from Kanell (Bentley kick blocked), 12:52
FSU- Williams 2 yd rush (Bentley kick), 9:47
DU- Khayat 14 yd pass from Fischer (Cochran kick), 8:38
FSU- Dunn 33 yd rush (Bentley kick), 4:59
FSU- Preston 85 yd rush (Bentley kick), 3:33
DU- Cochran 24 yd field goal, 0:00
FSU- Williams 1 yd rush (Bentley kick), 13:39
FSU- Cooper 11 yd pass from Kanell (Bentley kick), 9:42
FSU- Williams 2 yd rush (Bentley kick), 5:38
FSU- Harrell 17 yd pass from Busby (Bentley kick blocked), 0:08
DU- Bentley extra point kick return, 0:08
DU- London 51 yd rush (Cochran kick), 13:32
FSU- Cooper 1 yd pass from Kanell (Bentley kick failed), 9:30
FSU- Bentley 27 yd field goal, 4:43
DU- C. Thomas 35 yd pass from Fischer (Cochran kick), 2:27
FSU- Riley 2 yd pass from Kanell (Bentley kick), 12:21

TEAM STATISTICS

	FSU	DUKE
First Downs	35	19
Rushes-Yards	46-351	37-162
Passing Yards	446	242
Comp.-Att.-Int.	32-46-1	22-44-1
Plays-Total Offense	92-797	81-404
Punt Return Yards	65	42
Punts-Average	4-41.3	9-44.7
Fumbles-Lost	3-2	2-2
Interceptions-Yards	1-19	1-7
Penalties-Yards	7-65	6-55
Time of Possession	30:31	29:29
Third Down Conv.	5-12	4-20

INDIVIDUAL STATISTICS

Rushing: FSU-Preston 6-126, Dunn 9-124, Feaster 12-82, Williams 4-11, Glenn 3-11, Kanell 1-3, Warrick 1-3, Andrews 2-1, J. Green 1-(-1), Abdullah 3-(-2), Busby 4-(-7); **DU-** Marshall 15-85, London 5-51, Rasheed 7-33, Green 3-7, DeOrio 2-2, Owens 1-(-6), Fischer 4-(-10).
Passing: FSU-Kanell 27-21-275-4-1, Busby 18-10-116-1-0, Dunn 1-1-55-0-0; **DU-** Fischer 39-20-227-2-1, Green 5-2-15-0-0.
Receiving: FSU-Cooper 9-55, E.G. Green 5-103, Harrell 4-65, Riley 3-31, Messam 3-35, Dunn 2-13, Feaster 2-5, Dugans 1-10, Pearsal 1-18, Preston 1-2, Dely 1-9; **DU-** Khayat 6-53, Marshall 3-20, Opalenick 3-30, Hodrick 3-72, Ford 2-20, C. Thomas 2-39, Owens 1-0, Geis 1-5, Wilson 1-3.



1967 FIFTY YEARS OF FLORIDA STATE FOOTBALL

The '68 Gator Bowl bid had everyone wearing smiles. Bowl president Ash Velandier stands over (L to R): Coach Peterson, FSU Athletic Director Vaughn Mancha, Geo Olsen and the chairman of the selection committee, C.J. Gunter.

'Noles Tame Tigers In Death Valley



GAME 2 — FLORIDA STATE 45, CLEMSON 26
September 9, 1995 • Memorial Stadium • Clemson, SC

Warrick Dunn led the way on the ground with a spectacular day as No. 1 Florida State defeated Clemson 45-26 in front of 82,000 fans in Death Valley.

Dunn rushed for a then career-high 180 yards and two touchdowns on just 12 carries to lead the Seminoles to 455 yards of total offense. Dunn broke four runs of over 30 yards, including a game-breaking 55-yard scoring jaunt on a third-and-14 situation with 11:18 left in the game to give the Seminoles a 25-point cushion.

Florida State struck early on a two-yard touchdown scamper by Pooh Bear Williams after driving 53 yards in the first 70 seconds of the game. Less than eight minutes later, Williams muscled his way into the endzone from the six for his

second touchdown of the first quarter.

Clemson got on the scoreboard for the first time early in the second quarter with a 21-yard Raymond Priester touchdown run to close the gap to 14-7.

The Tigers, using fullback draws up the middle and options around the ends, rolled up 321 yards rushing, the most against an FSU defense since Miami gained 334 in 1990.

A three-yard touchdown scamper by Dunn increased the Seminoles' lead to 21-7 at the half. But Clemson would not quit, matching the Seminoles' 10 points in the third quarter, and a fourth quarter 31-yard field goal by Jeff Sauve brought the Tigers to within 11 points with 14:20 left in the game.

It took only 1:50 for Florida State to drive 80 yards and score on an Andre Cooper 11-yard reception from Danny Kanell who completed 13 of 27 passes for 170 yards and two touchdowns.

Dunn rushed for his fifth consecutive 100-yard game against an ACC foe and was named ABC player of the game for his outstanding effort.

SCORE BY QUARTERS

	1	2	3	4	F
Florida State	14	7	10	14	45
Clemson	0	7	10	9	26

SCORING SUMMARY


- FSU- Williams 2 yd rush (Bentley kick), 13:50
- FSU- Williams 6 yd rush (Bentley kick), 5:58
- CU- Priester 21 yd rush (Sauve kick), 11:20
- FSU- Dunn 3 yd rush (Bentley kick), 6:54
- CU- Sauve 31 yd field goal, 6:25
- FSU- Green 12 yd pass from Kanell (Bentley kick), 5:36
- CU- Horne 56 yd pass from Greene (Sauve kick), 5:21
- FSU- Bentley 28 yd field goal, 3:28
- CU- Sauve 28 yd field goal, 14:20
- FSU- Cooper 11 yd pass from Kanell (Bentley kick), 12:30
- FSU- Dunn 55 yd run (Bentley kick), 11:18
- CU- Smith 2 yd run (kick blocked), 3:29

TEAM STATISTICS

	FSU	CLEMSON
First Downs	19	22
Rushes-Yards	37-285	58-321
Passing Yards	170	107
Comp.-Att.-Int.	13-28-0	8-21-2
Plays-Total Offense	65-455	79-428
Punt Return Yards	2-15	4-31
Punts-Average	7-45.1	7-36.8
Fumbles-Lost	0-0	0-0
Interceptions-Yards	2-(-1)	0-0
Penalties-Yards	9-100	3-40
Time of Possession	23:52	36:08
Third Down Conv.	5-13	7-18

INDIVIDUAL STATISTICS

Rushing: FSU-Kanell 4-(-4), Dunn 12-180, Andrews 1-2, Preston 12-54, Riley 3-34, Williams 4-12, Feaster 1-7; CU- Greene 9-27, Priester 22-111, Smith 8-97, Pegues 18-83, Dunican 1-3.
Passing: FSU-Kanell 27-13-0-170-2, Dunn 1-0-0-0-0; CU-Greene 21-8-2-107-1.
Receiving: FSU-Green 4-52, Cooper 3-58, Preston 1-9, Harrell 2-19, Messam 2-14, Dunn 1-18; CU-Wyatt 1-12, Horne 3-72, Priester 2-9, Hinton 2-14.



Warrick Dunn set a school record with 180 yards on just 12 carries in leading the Seminoles to a 45-26 win in Death Valley.

FIFTY YEARS OF FLORIDA STATE FOOTBALL 1967

Down 17-0 to Penn State in the '68 Gator Bowl, the Seminoles mounted a second half comeback for a 17-17 tied that elevated the Tribe to fourth in Sports Illustrated's final poll. ABC Sports introduced Kim Hammond to the nation before the game.





Records Fall vs. Wolfpack

GAME 3 — FLORIDA STATE 77, N.C. STATE 17
September 16, 1995 • Doak Campbell Stadium • Tallahassee, FL

Florida State rewrote its record book with a resounding 77-17 victory over N.C. State in front of 72,800 fans in the first home game of the season at the newly expanded Doak Campbell Stadium.

Danny Kanell led the offensive explosion as he was nearly perfect in completing 28 of 32 passes for 310 yards and a career-high five touchdowns. Kanell set the FSU pass completion record with an 87.5 percent performance against the Wolfpack.

Five different Seminoles scored a school-record 11 touchdowns and were only a part of the Tribe's 745 yards of total offense. Andre Cooper caught eight passes for 114 yards and three touchdowns, including the first scoring strike of the game on a 12-yard Kanell pass.

N.C. State's Tremayne Stephens tied the score with a 12-yard TD run, before the Wolfpack defense allowed four consecutive Seminole scores.

Warrick Dunn contributed scores on the ground and in the air as he rushed for 101 yards on nine carries and caught five passes for 31 yards. Dunn's touchdowns all came in the second quarter and included a 40-yard run.

Both Kanell and backup Thad Busby connected with E.G. Green in the third quarter for scoring strikes of 14 and 63 yards, respectively. Green finished the game with five receptions for 122 yards.

The two quarterbacks teamed up for a school-record seven touchdown passes.

True freshman Dee Feaster scored his first career touchdown on a 15-yard scamper in the fourth quarter. He followed that with a 2-yard scoring run less than two minutes later and totaled 36 yards on six carries in the game.

Scott Bentley set the FSU record for most extra points scored by an individual player and team with a perfect 11 for 11 performance.

The Tribe's 60-point margin of vic-



Andre Cooper caught three touchdown passes and the Seminoles scored a record 77 points against N.C. State in Tallahassee.

tory was the largest scoring margin in an ACC game. The Seminoles' 77 points were the most ever scored in a game by an FSU team.

SCORE BY QUARTERS

	1	2	3	4	F
Florida State	21	21	14	21	77
N.C. State	7	7	0	3	17

SCORING SUMMARY

FSU-	Cooper 12 yd pass from Kanell (Bentley kick), 10:25
NCS-	Stephens 12 yd rush (Primanti kick), 6:30
FSU-	Williams 2 yd run (Bentley kick), 3:13
FSU-	Cooper 24 yd pass from Kanell (Bentley kick), 2:37
FSU-	Dunn 10 yd pass from Kanell (Bentley kick), 12:18
FSU-	Dunn 40 yd run (Bentley kick), 5:30
NCS-	Grissett 80 yd pass from Harvey (Primanti kick), 5:11
FSU-	Dunn 12 yd pass from Kanell (Bentley kick), 3:22
FSU-	Green 14 yd pass from Kanell (Bentley kick), 9:57
FSU-	Green 63 yd pass from Busby (Bentley kick), 2:25
FSU-	Cooper 3 yd pass from Busby (Bentley kick), 13:07
FSU-	Feaster 15 yd run (Bentley kick), 11:45
FSU-	Feaster 2 yd run (Bentley kick), 10:09
NCS-	Primanti 45 yd field goal, 3:34

TEAM STATISTICS

	FSU	NCS
First Downs	38	17
Rushes-Yards	39-279	51-186
Passing Yards	466	184
Comp.-Att.-Int.	36-46-1	9-20-0
Plays-Total Offense	85-745	71-370
Punt Return Yards	4-22	0-0
Punts-Average	1-49	5-47.2
Fumbles-Lost	1-0	8-6
Interceptions-Yards	0-0	1-14
Penalties-Yards	6-54	8-51
Time of Possession	28:33	31:27
Third Down Conv.	10-13	3-14

INDIVIDUAL STATISTICS

Rushing: FSU-Dunn 9-101, Preston 6-60, Williams 3-10, Kanell 1-(5), Busby 1-8, Abdullah 2-14, Andrews 4-21, Riley 1-14, Feaster 6-36, Glenn 5-10, Pruitt 1-10; NCS- Stephens 20-114, Brown 11-64, Harvey 6-(-28), Laureano 3-(-13), Smith 3-1, Matier 5-44, Butler 3-3.
Passing: FSU-Kanell 32-28-1-310-5, Busby 14-8-0-156-2; NCS-Harvey 18-9-0-184-1, Laureano 2-0-0-0.
Receiving: FSU- Cooper 8-114, Dunn 5-31, Messam 5-60, E.G. Green 5-122, Riley 3-37, Dugans 3-30, Harrell 2-20, Williams 1-18, Preston 4-34; NCS- Grissett 2-104, Harris 2-22, Thomas 2-24, Brown 1-21, Guffie 1-13.



1967 FIFTY YEARS OF FLORIDA STATE FOOTBALL

Joe Gibbs joined the FSU coaching staff in 1967 with the title Offensive Chief (really!). He coached the interior offensive line and served as coordinator. Also on the staff that season was first year coach Dan Henning.

FSU Ruins Knights' Day



GAME 4 — FLORIDA STATE 46, CENTRAL FLORIDA 14
September 23, 1995 • Doak Campbell Stadium • Tallahassee, FL

Pooh Bear Williams scored three touchdowns and Danny Kanell passed for two more as top-ranked Florida State fought through a sluggish first half to defeat a determined Central Florida team 46-14 in front of a Saturday night crowd of 76,600 at Doak Campbell Stadium.

Williams ran seven times for 11 yards, including two 3-yard touchdown dives, and caught a 16-yard touchdown strike from Kanell, who completed 20 of 30 passes for 232 yards and two touchdowns on the day.

Kanell led the Seminoles to a touchdown on FSU's first possession, completing passes to three different receivers and Williams capped the drive with a three yard TD run.

Less than two minutes later, UCF tailback Marquette Smith tied the score with a 1-yard plunge. The former FSU player would finish with a game-high

121 yards and two touchdowns.

Late in the first quarter, Kanell hit E.G. Green in the corner of the endzone for the first of Green's two touchdowns and a 14-7 lead. Green finished the night with four catches for 55 yards. He also rushed twice for 50 yards and one touchdown.

FSU's high powered offense was slow to capitalize on first half kicking errors by UCF, and halftime saw the Seminoles hold a 23-7 lead over the Golden Knights.

After UCF's Smith scored his second touchdown to narrow the margin to 32-14, FSU answered with a reverse to Green who raced 42 yards for a touchdown.

The Knights gave up two safeties during the game. The first on a snap through the endzone in the first quarter, and the second when quarterback Daunte Culpepper was called for intentional grounding in the endzone in the

third quarter.

FSU backup quarterback Thad Busby ran the Seminole offense in the fourth quarter and completed 6 of 8 passes for 91 yards.

Dunn concluded FSU's scoring with a two yard run in the fourth quarter. He finished with 100 yards on 17 carries, which was his fourth straight 100-yard effort.

SCORE BY QUARTERS

	1	2	3	4	F
Florida State	16	7	16	7	46
Central Florida	7	0	7	0	14

SCORING SUMMARY

FSU-	Williams 3 yd run (Bentley kick), 13:20
UCF-	Smith 1 yd rush (Pierce kick), 11:56
FSU-	Green 8 yd pass from Kanell (Bentley kick), 6:48
FSU-	FSU records safety, 3:55
FSU-	Williams 16 yd pass from Kanell, 3:29
FSU-	Williams 3 yd run (Bentley kick), 8:37
FSU-	FSU records safety, 6:15
UCF-	Smith 9 yd run, 0:32
FSU-	Green 42 yd run (Bentley kick), 0:18
FSU-	Dunn 2 yd run (Bentley kick), 8:53

TEAM STATISTICS

	FSU	UCF
First Downs	29	18
Rushes-Yards	41-218	47-112
Passing Yards	323	161
Comp.-Att.-Int.	26-38-0	14-28-1
Plays-Total Offense	79-541	75-273
Punt Return Yards	2-18	1-15
Punts-Average	3-49.7	7-38.7
Fumbles-Lost	0-0	0-0
Interceptions-Yards	1-16	0-0
Penalties-Yards	8-69	11-96
Time of Possession	27:52	32:08
Third Down Conv.	5-13	2-13

INDIVIDUAL STATISTICS

Rushing: FSU-Dunn 17-100, Preston 6-33, Williams 7-11, Kanell 3-0, E.G. Green 2-50, Busby 2-2, Feaster 4-22; UCF- Smith 22-121, Davis 12-39, Culpepper 8(-22), Presley 2-19, Huzzie 1-0.
Passing: FSU-Kanell 30-20-0-232-2, Busby 8-6-0-91-0; UCF-Culpepper 28-14-1-161-0.
Receiving: FSU- E.G. Green 4-55, Cooper 6-78, Preston 3-29, Messam 1-10, Williams 3-36, Riley 2-27, Dunn 3-19, Dugans 1-6, Pearsall 3-63; UCF- Keyes 3-71, Nonsant 2-17, Doster 5-49, Davis 1-3, Ford 1-6, Huff 2-15.



Former FSU All-American player and Bobby Bowden assistant Gene McDowell brought his Central Florida team to Doak Campbell in 1995.

FIFTY YEARS OF FLORIDA STATE FOOTBALL 1968

By the time Ron Sellers' senior year was over in 1968, the consensus All-American had set NCAA receiving records that would stand for 20 years. From 1966-68, Sellers caught 212 passes for 3,598 yards. He caught passes in 30 consecutive games and had 18 100-yard receiving games. He went on to play in the Super Bowl with Miami and earn All-Pro honors. He was the first Seminole selected to the College Football Hall of Fame.



U Seminole Raise Cane

MIAMI

GAME 5 — FLORIDA STATE 41, MIAMI 17
October 7, 1995 • Doak Campbell Stadium • Tallahassee, FL

The high-powered Florida State offense avenged rival Miami's recent success with a 41-17 rout in front of a record Doak Campbell Stadium crowd of 80,350.

Warrick Dunn led the ground attack with a career-high 184 yards on 20 carries, setting the FSU record with his fifth straight game with over 100 yards.

Danny Kanell completed 17 of 27 passes for 170 yards and three touchdowns. Kanell did not throw an interception, as the Seminole offensive line provided perfect pass protection for the Tribe quarterback.

Pooh Bear Williams dove over from just a yard out to start the scoring with 6:12 left in the first quarter. For FSU fans, Miami's only first half score brought back nightmares as the Hurricanes blocked an FSU punt and fell on it in the endzone to knot the score at seven at the end of the first quarter.

After a 34-yard Scott Bentley field goal, Kanell hit Andre Cooper with two touchdown passes over the last four minutes of the second quarter to stretch the Seminoles' lead to 24-7.

Dunn and Phillip Riley scored second half touchdowns and Bentley nailed a 33-yard field goal to give the Seminoles the win.

In its best performance of the season, Florida State's defense, bolstered by the return of starting linebackers Todd Rebol and Daryl Bush, held the Hurricanes to just 223 yards of total offense.


In his first collegiate start, Miami quarterback Ryan Clement was held to 96 yards passing and was sacked three times by the Seminole defense. He completed 10 of 23 passes and was intercepted by FSU cornerbacks Samari Rolle and James Colzie.

SCORE BY QUARTERS

	1	2	3	4	F
Florida State	7	17	7	10	41
Miami	7	0	3	7	17

SCORING SUMMARY

FSU-	Williams 1 yd run (Bentley kick), 6:12
UM-	Jones punt recovery (Prewitt kick), 2:52
FSU-	Bentley 34 yd field goal, 9:19
FSU-	Cooper 8 yd pass from Kanell (Bentley



Daryl Bush's return from a preseason knee injury meant the defense was full force for the first time in the season against the Hurricanes.

	kick), 3:49
FSU-	Cooper 26 yd pass from Kanell (Bentley kick), 0:33
FSU-	Dunn 1 yd run (Bentley kick), 13:02
UM-	Prewitt 20 yd field goal, 7:12
FSU-	Riley 23 yd pass from Kanell (Bentley kick), 12:47
FSU-	Bentley 33 yd field goal, 8:46
UM-	Benton 42 yd pass from Covington (Prewitt kick), 1:13

TEAM STATISTICS

	FSU	MIAMI
First Downs	25	16
Rushes-Yards	49-273	32-153
Passing Yards	222	170
Comp.-Att.-Int.	19-30-0	16-32-2
Plays-Total Offense	79-495	64-223
Punt Return Yards	3-26	2-24
Punts-Average	5-37.2	9-33.1

Fumbles-Lost	0-0	0-0
Interceptions-Yards	2-56	0-0
Penalties-Yards	12-118	9-52
Time of Possession	30:03	29:57
Third Down Conv.	4-13	2-15

INDIVIDUAL STATISTICS

Rushing: FSU-Dunn 20-184, Williams 10-42, Preston 9-43, Feaster 4-15, Abdullah 2-5, Kanell 1-2, Busby 3-(-18); UM-Ferguson 15-63, Joseph 1-4, Gaiter 3-21, McMillan 8-8, Clement 3-(-25), Covington 2-(-18).

Passing: FSU-Kanell 27-17-0-170-3, Busby 2-2-0-52-0, Dunn 1-0-0-0-0; UM-Clement 23-10-2-96-0, Covington 9-6-0-74-1.

Receiving: FSU-E.G. Green 4-37, Cooper 2-34, Messam 3-41, Riley 2-28, Dugans 1-42, Dunn 4-17, Preston 2-13, Feaster 1-10; UM-German 6-57, Green 1-16, Chambers 1-14, Gaiter 2-6, Daphis 1-5, Jones 2-8, Benton 2-54, McMillan 1-10.



1968 FIFTY YEARS OF FLORIDA STATE FOOTBALL

Mike Gray (35), playing with a broken nose, heads up field with a Bill Cappleman pass in Florida State's 40-20 win over Houston in the Astrodome. The win gave FSU an 8-2 record and a bid to play in the Gator Bowl.

FSU Wallops Wake



GAME 6 — FLORIDA STATE 72, WAKE FOREST 13
October 14, 1995 • Doak Campbell Stadium • Tallahassee, FL

Top-ranked Florida State scored on six consecutive drives in the first half en route to a 72-13 win over of ACC foe Wake Forest in Tallahassee.

FSU's 28th straight conference win was highlighted by senior quarterback Danny Kanell who completed 28 of 36 passes for 342 yards and five touchdowns, one TD short of the school record held by Peter Tom Willis. Tailback Warrick Dunn ran for his sixth consecutive 100-yard game with 112 yards on just 11 carries.

The Seminoles tallied the first points of the game with 3:46 remaining in the first quarter on Kanell's one-yard touchdown toss to tight end Melvin Pearsall. A 42-yard run by Rock Preston, who would rush for 64 yards on eight carries in the game, set up his own 5-yard sprint around the right end for the Tribe's sec-

ond touchdown.

Bentley, who missed a field goal and an extra point earlier, gave Florida State a 13-0 lead with his extra point kick with just 14 seconds remaining in the first quarter.

The Seminole defense, led by Andre Wadsworth's sack and tackle for a loss, was dominant as it forced the Demon Deacons to punt on all four of their first quarter possessions.

Kanell threw four of his five touchdown passes in the second quarter, including two to junior college transfer Damian Harrell. He hit Harrell with scoring strikes of 27 and nine yards. Andre Cooper started the quarter with a six-yard TD reception and E.G. Green caught a 19-yard TD between Harrell's scores.

Wake Forest countered with a pair of John Lewis touchdowns in the second quarter. Lewis sprinted into the endzone on a 46-yard run, and caught a 35-yard pass from Rusty LaRue for his second score. However, the Seminoles had already iced the game with a 41-13 lead at the half.

True freshman fullback Khalid Abudullah made the most of his second half playing time scoring a pair of touchdowns and registering his first career 100-yard game with 101 yards on just six carries. Dee Feaster, also a true freshman, scored on a 55-yard run in the third quarter and Bentley nailed a 27-yard field goal as the Seminoles celebrated a 72-13 win.

FSU's defense held Wake Forest to just 154 yards of total offense. The Demon Deacons converted just one of 14 third down opportunities.

SCORE BY QUARTERS

	1	2	3	4	F
Florida State	13	28	21	10	72
Wake Forest	0	13	0	0	13

SCORING SUMMARY

FSU-	Pearsall 1 yd pass from Kanell (Bentley kick failed), 3:46
FSU-	Preston 5 yd rush (Bentley kick), 0:14
FSU-	Cooper 6 yd pass from Kanell (Bentley kick), 12:49
WF-	Lewis 46 yd run (kick failed), 12:23
FSU-	Harrell 27 yd pass from Kanell (Bentley kick), 10:43
FSU-	Green 19 yd pass from Kanell (Bentley kick), 6:40
FSU-	Harrell 9 yd pass from Kanell (Bentley kick), 3:51
WF-	Lewis 35 yd pass from LaRue (Hollows kick), 1:23
FSU-	Williams 1 yd run (Bentley kick), 12:15
FSU-	Abdullah 27 yd run (Bentley kick), 6:13
FSU-	Feaster 55 yd run (Bentley kick), 4:30
FSU-	Bentley 27 yd field goal, 9:34
FSU-	Abdullah 59 yd run (Bentley kick), 7:09

TEAM STATISTICS

	FSU	WAKE
First Downs	31	9
Rushes-Yards	54-401	23-67
Passing Yards	348	87
Comp.-Att.-Int.	29-40-2	14-40-4
Plays-Total Offense	94-748	63-154
Punt Return Yards	2-24	1-6
Punts-Average	1-49	8-38
Fumbles-Lost	2-0	1-0
Interceptions-Yards	4-73	2-0
Penalties-Yards	7-75	3-16
Time of Possession	34:29	25:31
Third Down Conv.	6-15	1-14

INDIVIDUAL STATISTICS

Rushing: FSU-Dunn 11-112, Preston 8-64, Williams 6-13, Abdullah 6-101, E. Green 1-13, Feaster 5-74, J. Green 4-7, D. Johnson 3-7, Brooks 4-0, F. Green 4-10, Librizzi 1(-1), Busby 1-10; WFU- J. Lewis 5-53, H. Lewis 4-33, Shaw 2-2, LaRue 3(-9), Chavis 1(-2), Savage 5-11, Harrison 2(-1).

Passing: FSU-Kanell 36-28-2-342-5, Busby 4-1-0-6-0; WFU-LaRue 27-20-2-82-1, Cerchio 13-4-2-5-0.

Receiving: FSU-Messam 1-33, Dely 1-2, Dunn 3-10, Harrell 4-67, Riley 6-75, Pearsall 1-1, Cooper 5-65, E. Green 5-65, Dugans 2-17, Preston 1-12; WFU- Clark 1-4, H. Lewis 3-24, Davis 1-3, J. Lewis 3-40, Alexander 1(-2), Zelenka 1-13, Savage 4-5.



FSU captains — Todd Rebol (48), Clay Shiver (53), and Tyrant Marion (86) — meet for the coin toss prior to their 28th consecutive ACC win, 72-13 over Wake.

FIFTY YEARS OF FLORIDA STATE FOOTBALL 1968

Tom Bailey and his FSU teammates forged an 8-3 record in 1968 that earned the Tribe its third straight bowl bid. Bailey is shown here fighting for yardage against LSU in a 31-27 loss in the first ever Peach Bowl. FSU played in the first Peach and the first Fiesta Bowls ever.





Florida State Stings Tech

GAME 7 — FLORIDA STATE 42, GEORGIA TECH 10
October 21, 1995 • Doak Campbell Stadium • Tallahassee, FL

Danny Kanell completed 41 of 51 passes for 302 yards and four touchdowns to lead top-ranked Florida State to a win over ACC foe Georgia Tech 42-10. His 41 completions broke his own FSU single-game record of 40 set against Florida last year.

After an 8-yard touchdown run by Warrick Dunn, Kanell began his aerial attack, hitting targets Andre Cooper and E.G. Green each with three-yard scoring passes in the second quarter. Cooper recorded his third 100-yard receiving game of the season, catching 10 passes for 103 yards.

Freshman Dee Feaster's 64-yard punt return in the second quarter set up Rock Preston's scamper into the endzone to give the Tribe a 28-10 lead at halftime.

After the Seminoles' first scoreless quarter of the season in the third period, Kanell turned to Cooper and Green and produced two more FSU touchdowns.

Green took a 5-yard reception into the endzone during the first drive of the fourth quarter. Cooper concluded Seminole scoring with a 3-yard TD pass from Kanell with 11 minutes left in the game after a Georgia Tech fumble.

The Seminole defense held Georgia Tech to 131 yards rushing, their lowest total of the season. Yellow Jacket running back C.J. Williams, who was leading the ACC in rushing, was held to only 31 yards and did not score. The stingy Yellow Jacket defense also did the job on FSU star Warrick Dunn who was held to 60 yards rushing, but he had 54 yards on nine receptions.



Danny Kanell set a new FSU completion record against Georgia Tech connecting on 41 of 51 passes for 302 yards.

SCORE BY QUARTERS

	1	2	3	4	F
Florida State	7	21	0	14	42
Georgia Tech	3	7	0	0	10

SCORING SUMMARY

- GT- Leone 24 yd field goal, 8:29
- FSU- Dunn 8 yd run (Bentley kick), 3:49
- FSU- Cooper 3 yd pass from Kanell (Bentley kick), 13:35
- GT- Middleton 21 yd pass from Davis (Leone

- kick), 10:26
- FSU- E. Green 3 yd pass from Kanell (Bentley kick), 6:01
- FSU- Preston 1 yd run (Bentley kick), 3:35
- FSU- E. Green 5 yd pass from Kanell (Bentley kick), 13:16
- FSU- Cooper 3 yd pass from Kanell (Bentley kick), 11:00

TEAM STATISTICS

	FSU	GT
First Downs	23	17
Rushes-Yards	27-113	46-131
Passing Yards	302	125
Comp.-Att.-Int.	41-51-2	11-26-0
Plays-Total Offense	78-415	71-256
Punt Return Yards	4-84	4-33
Punts-Average	4-43.3	8-34.8
Fumbles-Lost	2-0	0-0

Interceptions-Yards	0-0	2-0
Penalties-Yards	10-90	11-77
Time of Possession	26:52	33:08
Third Down Conv.	5-12	3-15

INDIVIDUAL STATISTICS

Rushing: FSU-Dunn 14-60, Preston 2-5, Williams 3-3, Riley 2-25, E. Green 1-(-7), Feaster 3-8, Abdullah 1-13, J. Green 1-6; GT- C. Williams 11-31, Wiley 11-38, Davis 7-24, Bowers 4-8, P. Rogers 11-31, Stallworth 1-(-2), Gubba 1-1.

Passing: FSU-Kanell 51-41-2-302-4; GT-Davis 22-9-0-107-1, Stallworth 4-2-0-18-0.

Receiving: FSU-Cooper 10-103, E. Green 9-83, Dunn 9-54, Riley 5-34, Preston 3-0, Dely 1-8, Pearsall 1-14, Kanell 1-(-3), Dugans 1-11, Feaster 1-(-2); GT- Middleton 3-41, Stegall 3-42, Zackery 2-17, P. Rogers 1-7, Daniels 1-12, Gubba 1-6.



1968 FIFTY YEARS OF FLORIDA STATE FOOTBALL

Quarterback Bill Cappleman tries to elude LSU defenders in the inaugural Peach Bowl. Cappleman, a junior in 1968, would break a number of FSU records and earn a place in the FSU Hall of Fame.

Cavaliers Hang On To Win



GAME 8 — VIRGINIA 33, FLORIDA STATE 28
November 2, 1995 • Scott Stadium • Charlottesville, VA

Warrick Dunn came just inches away from the goal line on the final play and Virginia fans, which had seen their team lose two games on the final play already in 1995, stormed the field to celebrate a historic 33-28 win over the Seminoles in Charlottesville. While the UVa fans had to hold their breath at the end, it was a 20-point second quarter and tough defense in the third quarter that would give them the first win for an ACC team over Florida State.

UVa's Tiki Barber ripped the FSU defense on the ground with 193 yards on 31 carries, while quarterback Mike Groh completed 19-of-37 passes for 302 yards and two touchdowns to lead the Cavaliers.

FSU opened the scoring after defensive end Reinard Wilson set up the offense by pouncing on a Virginia fumble at the 50-yard line. Five plays later, Danny Kanell hit Phillip Riley with a 35-yard TD pass to give the Seminoles a 7-0 lead with 8:05 left in the first quarter.

Virginia evened the score on its next possession when Barber took an option pitch, untouched, around the left end for 64 yards. The Tribe took a 14-7 lead into the second quarter when Kanell capped a 94-yard drive with a 14-yard touchdown

pass to Dunn with 1:14 left.

Groh connected with Barber on a one yard scoring pass to cap a 68-yard drive and even the score with 13:26 left in the first half. The Cavalier's blocked Sean Liss' punt on FSU's next possession then set field goal kicker Raphael Garcia up from 35 yards out for one of his four field goals on the night.

Kanell's potential touchdown pass on the next drive was intercepted at the five and the Cavaliers turned it into a 24-14 lead when Groh found a streaking Allen for a 72-yard score.

Kanell brought the Seminoles to within three (24-21) when he hit E.G. Green with a 38-yard scoring pass just 52 seconds after Virginia's bomb. UVa answered with a 48-yard field goal just before the half for a 27-21 halftime lead.

Florida State's offense could do little in the third quarter and Garcia stretched the lead to 33-21 with field goals in the third and fourth quarters.

Dunn scored from seven yards out with 6:13 left to set up a breathtaking end to the game.

After throwing an interception at the Cavalier 27 with just 2:36, the Seminoles looked like they were out of it, but a three and

out series by Virginia set up the final drive.

Kanell squeezed 10 plays into the next 1:31 with a textbook 2-minute drill that left the Seminoles with just six yards to go and time for one play. FSU sent a direct snap to Dunn who stumbled through the line and came up literally inches short of the win.

SCORE BY QUARTERS

	1	2	3	4	F
Virginia	7	20	3	3	33
Florida State	14	7	0	7	28

SCORING SUMMARY

FSU-	Riley 35 yd pass from Kanell (Bentley kick), 8:05
UVA-	Barber 64 yd rush (Garcia kick), 6:09
FSU-	Dunn 14 yd pass from Kanell (Bentley kick), 1:14
UVA-	Barber 1 yd pass from Groh (Garcia kick), 13:26
UVA-	Garcia 35 yd field goal, 11:16
UVA-	Allen 72 yd pass from Groh (Garcia kick), 3:05
FSU-	Green 38 yd pass from Kanell (Bentley kick), 2:13
UVA-	Garcia 48 yd field goal, 1:14
UVA-	Garcia 41 yd field goal, 10:38
UVA-	Garcia 35 yd field goal, 6:57
FSU-	Dunn 7 yd rush (Bentley kick), 6:13

TEAM STATISTICS

	UVA	FSU
First Downs	22	26
Rushes-Yards	49-196	24-59
Passing Yards	302	487
Comp.-Att.-Int.	19-37-3	33-68-3
Plays-Total Offense	86-498	92-546
Punt Return Yards	7-85	2-30
Punts-Average	8-47.1	10-36.0
Fumbles-Lost	0-0	0-0
Interceptions-Yards	3-7	3-20
Penalties-Yards	6-32	3-27
Time of Possession	34:06	25:54
Third Down Conv.	5-19	8-19

INDIVIDUAL STATISTICS

Rushing: FSU-Kanell 5-10, Dunn 14-54, Williams 5-15; UVA- Groh 8-33, Barber 31-193, Brooks 7-32, Medley 3-4.
Passing: FSU-Kanell 67-32-3-454-3, Dunn 1-1-0-33-0; UVA-Groh 37-19-3-302-2.
Receiving: FSU-Dunn 7-66, Cooper 6-116, Riley 4-62, Green 7-169, Preston 7-65, Dugans 1-3, Harrell 1-6; UVA- Owen 5-72, Brooks 1-9, Allen 4-109, Crowell 2-19, Barber 3-45, Byrd 1-11, Neely 1-5, Medley 2-32.




Virginia's Tiki Barber led his team to the first ever ACC win over Florida State with 193 yards on 31 carries.

FIFTY YEARS OF FLORIDA STATE FOOTBALL 1968

Billy Rhodes is a member of the FSU Hall of Fame and was one of the finest offensive linemen in school history. He played in the 1969 Senior Bowl and was a fourth round pick by the St. Louis Cardinals. Rhodes' sons Billy and Bobby will play for the Seminoles in 1996.





Seminoles Stick Heels

GAME 9 — FLORIDA STATE 28, NORTH CAROLINA 12
November 11, 1995 • Kenan Stadium • Chapel Hill, NC

Florida State special team units and Warrick Dunn's seventh 100-yard rushing performance of the season led the way to a 28-12 Seminole victory over North Carolina in a driving rain storm in Chapel Hill.

Freshman Mario Edwards set the tone when he blocked North Carolina's first punt of the game and returned it 24 yards for an FSU touchdown. It was the first of two blocked punts for the Seminoles in the game. The second, blocked by Peter Boulware, came late in the fourth quarter.

Warrick Dunn kept the Tar Heels stunned when he raced 43 yards for a touchdown on the Seminoles' first offensive play. FSU enjoyed a 14-0 lead before taking their second snap on offense with 6:15 left in the first quarter. Dunn added a one-yard TD run with 2:36 left in the first half to give the Tribe a 21-6 cushion at halftime. He finished the day with 143 yards on 27 carries and three receptions for 27 yards.

Mike Thomas' six-yard quarterback keeper in the second quarter kept the Tar Heels in the game, despite only 86 yards of total offense in the first half. FSU true freshman Dexter Jackson blocked the extra point attempt, holding North Carolina to only six points in the first half.

Andre Cooper's six-yard touchdown reception from Kanell in the third quarter capped FSU's scoring on a muddy afternoon. Kanell completed 16 of 27 passes for 172 yards. E.G. Green led all receivers with 83 yards on seven catches.

UNC's Thomas completed 10 of 24 passes for 146 yards. FSU defenders sacked Thomas three times and intercepted him once.

North Carolina held the Tribe to 377 yards total offense, its' lowest output of the season. The Seminoles, however, turned in their best rushing performance in three games, a collective 205 yard effort.

Only 36,000 fans watched the ACC



The Seminoles' special teams came up big against North Carolina as Peter Boulware was one of two Seminole to block Tar Heel punts.

contest in the cold and rain at Kenan Memorial Stadium in Chapel Hill.

Florida State's biggest loss came after the game when the equipment truck caught on fire on the way back and burned nearly all the Seminoles' road equipment and uniforms.

SCORE BY QUARTERS

	1	2	3	4	F
Florida State	14	7	7	0	28
North Carolina	0	6	0	6	12

SCORING SUMMARY

- FSU- Edwards 24 yd blocked punt return (Bentley kick), 13:07
 FSU- Dunn 43 yd run (Bentley kick), 11:26
 UNC- Thomas 6 yd run (Caparelli kick failed), 6:22
 FSU- Dunn 1 yd run (Bentley kick), 2:36
 FSU- Cooper 6 yd pass from Kanell (Bentley kick), 6:44
 UNC- Jones 7 yd pass from Thomas (failed 2 pt conversion), 8:54

TEAM STATISTICS

	FSU	UNC
First Downs	17	12
Rushes-Yards	47-205	42-84
Passing Yards	172	146
Comp.-Att.-Int.	16-27-1	10-25-1
Plays-Total Offense	74-377	67-230
Punt Return Yards	4-45	1-5
Punts-Average	5-36.4	8-29.1
Fumbles-Lost	0-0	0-0
Interceptions-Yards	1-10	1-1
Penalties-Yards	5-45	3-25
Time of Possession	32:16	27:44
Third Down Conv.	6-17	5-15

INDIVIDUAL STATISTICS

Rushing: FSU-Dunn, 27-143; Preston 10-43; Feaster 6-22; J. Green 2-3; Abdullah 1-0; Kanell 1-(-5);
 UNC- Johnson 20-55; Watson 5-22; Linton 3-6; Thomas 11-4; Geter 3-(-3).
Passing: FSU-Kanell 27-16-1-172-1; UNC-Thomas 24-10-1-146-1; Johnson 1-0-0-0-0.
Receiving: FSU-E. Green 7-83; Dunn 3-27; Cooper 3-20; Preston 1-28; Riley 1-7; Dugans 1-7; UNC-Wall 3-49; Barnes 2-76; Jones 2-13; Watson 1-12; Linton 1-0; Johnson 1-(-4).



1968 FIFTY YEARS OF FLORIDA STATE FOOTBALL

FSU Hall of Famer John Crowe starred on FSU's football, basketball, baseball and track teams from 1965-68. He had an incredible 104 tackles and five interceptions from his safety position as a senior in 1968.

'Noles Pass Terrapins



GAME 10 — FLORIDA STATE 59, MARYLAND 17
November 18, 1995 • Doak Campbell Stadium • Tallahassee, FL

Florida State's receiving tandem of Andre Cooper and E.G. Green combined for 348 yards and three touchdowns en route to a 59-17 victory over Maryland in Doak Campbell Stadium.

With the win, the Seminoles clinched their fourth consecutive Atlantic Coast Conference Championship, which set a new league record.

Cooper led the way with a career-high 12 receptions for 182 yards and set a new FSU record for touchdown receptions in a single season with his second TD catch of the day. Cooper broke Barry Smith's record of 13 set in 1972. Green racked up 166 yards on only six catches, including a 17-yard TD reception.

FSU's quarterback duo, Danny Kanell and Thad Busby, combined to hit 35 of 47 passes for 496 yards and three touchdowns. Not to be outdone, Maryland quarterback Scott Milanovich completed 46 of 62 passes for 380 yards and one TD, the most completions against an FSU defense in school history.

Florida State took an early 14-0 lead in the first quarter with a Pooh Bear Williams' one-yard plunge and a 17-yard touchdown pass from Kanell to Green.

Maryland struck back with 14:02 left in the first half, as Milanovich faked a punt and threw a 33-yard TD pass.

Williams and Warrick Dunn ran in one-yard and 24-yard touchdowns, while Scott Bentley hit a 26-yard field goal to give FSU a 31-10 edge at the half. Dunn and Williams each scored two touchdowns to lead a rushing attack that mustered 120 yards. Dunn ran 11 times for 63 yards and freshman Dee Feaster added 59 yards on eight carries with one touchdown.

Junior outside linebacker Sam Cowart led the Seminole defense with 10 unassisted tackles, four assisted tackles, and one tackle for a loss. The defense gave up a season-high 380 yards passing to the run-and-shoot Terrapin offense, but held the Terrapins to seven

points in the final three quarters of the game.

The teams combined to set two FSU records in the game. The teams attempted 109 passes, tying the record for most passes attempted in a game by both teams. The teams also set a record for the most

passing yards gained by both teams in a single game with 876.

SCORE BY QUARTERS

	1	2	3	4	F
Florida State	14	17	14	14	59
Maryland	0	10	7	0	17

SCORING SUMMARY

FSU-	Williams 1 yd run (Bentley kick), 10:17
FSU-	Green 17 yd pass from Kanell (Bentley kick), 2:35
MD-	Williams 33 yd pass from Milanovich (O'Donnell kick), 14:02
FSU-	Williams 1 yd run (Bentley kick), 12:23
FSU-	Bentley 26 yd field goal, 7:13
MD-	O'Donnell 26 yd field goal, 3:48
FSU-	Dunn 38 yd run (Bentley kick), 1:29
FSU-	Cooper 53 yd pass from Kanell (Bentley kick), 8:46
MD-	Lewis fumble recovered (O'Donnell kick), 6:17
FSU-	Dunn 9 yd run (Bentley kick), 5:24
FSU-	Cooper 4 yd pass from Busby (Bentley kick), 10:34
FSU-	Feaster 2 yd run (Bentley kick), 1:00

TEAM STATISTICS

	FSU	MD
First Downs	31	24
Rushes-Yards	29-120	21-46
Passing Yards	496	380
Comp.-Att.-Int.	35-47-1	46-62-1
Plays-Total Offense	76-616	83-426
Punt Return Yards	1-24	2-30
Punts-Average	3-44.3	4-35.8
Fumbles-Lost	0-0	0-0
Interceptions-Yards	1-0	1-25
Penalties-Yards	5-48	7-46
Time of Possession	27:14	32:46
Third Down Conv.	5-9	5-17

INDIVIDUAL STATISTICS

Rushing: FSU-Dunn 11-63, Williams 3-7, Preston 1(-2), Feaster 8-59, Kanell 2(-17), Busby 2-4, Riley 1-5, Andrews 1-1; MD-Rodgers 9-40, Simon 3-3, Roberts 1-6, Underwood 3-10, Milanovich 4(-16), Plank 1-3.

Passing: FSU-Kanell 34-24-0-346-2, Busby 13-11-1-150-1; MD-Milanovich 62-46-1-380-1.

Receiving: FSU-Cooper 12-182, E. Green 6-166, Dugans 3-31, Dunn 2-16, Preston 3-25, Riley 4-39, Pearsall 1-18, Messam 2-11, Feaster 1-3, Dely 1-5; MD-Lewis 9-102, Simon 16-124, Williams 3-48, James 2-28, Underwood 6-26, M. Johnson 2-15, Chavez 1-12, Roberts 3-18, Rodgers 3-2, Plank 1-5.



E.G. Green gained 166 yards on just six catches as the Tribe won their fourth ACC championship (sharing the 1996 crown with UVA) with a 59-17 win over the Terrapins.

FIFTY YEARS OF FLORIDA STATE FOOTBALL 1968

Quarterback Bill Cappleman and Coach Peterson get some air time following the Florida game in 1968 which was broadcast by ABC.





Seminoles Fall Short

FLORIDA

GAME 11 — FLORIDA 35, FLORIDA STATE 24
November 25, 1995 • Ben Hill Griffin Stadium • Gainesville, FL

Danny Wuerffel threw for 443 yards and the visiting Seminoles could not quite overcome Florida's 28-6 halftime lead as FSU lost to Florida 35-24 for only the second time in nine years.

Wuerffel was unstoppable completing 25 of 40 passes for four touchdowns despite an aggressive Seminole defense that sacked him seven times. In fact, FSU won the kicking game, held the Gators under 100 yards rushing and posted its top sack total for the season in the game.

Scott Bentley gave FSU its only lead in the game when he nailed a 40-yard field goal with 12:51 left in the first quarter. Florida answered with a 22-yard touchdown pass from Wuerffel to Jarvis Green that capped a 56-yard drive with 6:04 left in the first quarter. Bentley got the Seminoles to within a point at the close of the first quarter with a 38-yard field goal.

Florida exploded in the second quarter for three touchdowns, the last coming with just :47 left in the half. UF's offensive production came in contrast to a Florida State offense that seemed out of rhythm throughout the first half.

Warrick Dunn's 3-yard touchdown run with 5:30 left in the third quarter set the stage for an FSU comeback and a two-point conversion pass from Kanell to E.G. Green gave FSU the momentum trailing 28-14.

But Florida grabbed the edge right back. On the next play, Wuerffel lofted a pass just over the FSU defender and hit a streaking Ike Hilliard in stride for a 74-yard touchdown that gave Florida a 35-14 lead.

Bentley's third field goal of the game, this one from 27 yards out with 2:20 left in the third quarter, gave the Seminoles the spark they needed. The Tribe took advantage of a mishandled punt snap on UF's next possession when Kanell connected with Andre Cooper for a touchdown from eight yards out that pulled FSU to within 11 (35-24) as the fourth quarter began.

However, numerous FSU chances at a comeback were stifled by interceptions. The key theft coming when Anthonie Lott



Florida State sacked Danny Wuerffel seven times, but the Gators came away with a 35-24 win in Gainesville.

stole the ball away from Andre Cooper in the endzone on a play that might have cut the Florida lead to just three points with over seven minutes left.

Both of FSU's final two possessions ended with interceptions as Kanell suffered through a rough throwing day. He would finish with just 184 passing yards and 17 completions in 44 pass attempts. Dunn provided the offensive punch for the Seminoles gaining 121 yards on 22 carries and gaining another 23 yards on four pass receptions.

SCORE BY QUARTERS

	1	2	3	4	F
Florida	7	21	7	0	35
Florida State	6	0	18	0	24

SCORING SUMMARY

- FSU- Bentley 40 yd field goal, 12:51
 UF- Green 22 yd pass from Wuerffel (Edmiston kick), 6:04
 FSU- Bentley 38 yd field goal, :27
 UF- Jackson 1 yd run (Edmiston kick), 12:52
 UF- Hilliard 42 yd pass from Wuerffel (Edmiston kick), 3:54
 UF- Doering 20 yd pass from Wuerffel (Edmiston kick), :47
 FSU- Dunn 3 yd run (Green pass from Kanell), 5:30

- UF- Hilliard 74 yd pass from Wuerffel (Edmiston kick), 5:10
 FSU- Bentley 27 yd field goal, 2:20
 FSU- Cooper 8 yd pass from Kanell (Bentley kick), :53

TEAM STATISTICS

	UF	FSU
First Downs	29	16
Rushes-Yards	40-94	27-138
Passing Yards	443	184
Comp.-Att.-Int.	25-41-1	17-44-3
Plays-Total Offense	81-587	71-322
Punt Return Yards	3-21	4-45
Punts-Average	6-37.0	8-47.1
Fumbles-Lost	2-1	0-0
Interceptions-Yards	3-102	1-20
Penalties-Yards	9-82	4-40
Time of Possession	34:05	25:55
Third Down Conv.	4-15	3-15

INDIVIDUAL STATISTICS

Rushing: FSU-Kanell 1-(-5), Williams 1-3, Dunn 22-121, Feaster 1-6, Preston 2-13; UF- Wuerffel 10-(-36), Williams 6-49, Jackson 19-96, Green 2-6, Mobley 1-0-0-0, Hilliard 1-5.

Passing: FSU-Kanell 44-17-3-184-1; UF- Wuerffel 40-25-1-443-4, Doering 1-0.

Receiving: FSU-Cooper 7-77, Green 4-72, Dunn 4-23, Messam 1-0, Preston 1-3; UF-Doering 7-124, Hilliard 6-192, Green 2-37, Mobley 1-8, Williams 2-2, Allen 1-11, Jackson 3-7, Evans 1-36-, Anthony 2-26.



1969 FIFTY YEARS OF FLORIDA STATE FOOTBALL

Kent Gaydos heads up-field with a Bill Cappleman pass in the 1969 game with Houston in the Astrodome. Gaydos had 13 receptions in the game which is still tied for the fifth best game ever for an FSU receiver. Ron Sellers holds the record with 16 catches against South Carolina in 1968.

'Noles Bowl Over Irish



GAME 12 — FLORIDA STATE 31, NOTRE DAME 26
January 1, 1996 • FedEx Orange Bowl • Miami, FL

Danny Kanell threw two fourth quarter touchdown passes to lead Florida State to a 31-26 come-from-behind win over Notre Dame in the final Orange Bowl game played in the historic stadium.

Kanell hit E.G. Green with an 11-yard scoring strike, then flipped a 3-yard touchdown pass to Andre Cooper with 6:09 left in the game to give the Seminoles an NCAA record 11th straight bowl win and a top four finish in the AP poll for a record ninth straight season.

Florida State's offense tested the Fighting Irish through the air and on the ground. Kanell completed 20 of 32 passes for 290 yards and four touchdowns, while Warrick Dunn rushed for 151 yards on 22 carries. However, it would take a dramatic fourth quarter comeback to give the Seminoles the win.

Notre Dame opened the scoring in the first quarter with a perfect 39-yard scoring strike from Tom Krug to Derrick Mayes. FSU tied the score when Cooper

collected a 15-yard scoring pass from Kanell with 6:08 left in the quarter.

Trailing 10-7 after a Notre Dame field goal, Kanell found Cooper in the endzone from 10 yards out to give the Seminoles a 14-10 lead at halftime.

Mayes regained the lead for the Irish in the third quarter on an acrobatic tip and catch in the endzone over FSU defender Samari Rolle with 8:04 left.

Notre Dame grabbed the momentum over the third quarter and threatened to run away with the game when Kanell stepped on the back line of the endzone while trying to throw for a safety. Notre Dame scored again just two minutes later on a five yard pass to give the Irish a 10 point lead with just under 11 minutes left in the third quarter. FSU did not score in the third quarter and would not score again until under 10 minutes left in the game, but the Seminoles came on strong with 17 points over the final few minutes of the game.

Kanell used just five plays to cover 73 yards and his touchdown pass to Green with 9:47 left revived the FSU offense. The Tribe defense held Notre Dame without a first down on its next possession and a 30-yard punt return by Dee Feaster set the Seminoles up at the Notre Dame 30. Six plays later Kanell hit Cooper with a TD and then found him for a two-point conversion to give the Seminoles the lead.

FSU's defense forced the Irish into a fumble and a safety on their last two possessions to preserve the win and push Florida State's all-time record against Notre Dame to 3-1.

FSU's Cooper was named MVP after setting an Orange Bowl record with three touch-

down catches. Wayne Messam led all FSU receivers with 103 yards on six catches, while Green had 99 yards on five receptions.

The Seminole defense held Notre Dame to just 169 yards passing, but the Irish ground attack churned out 256 yards.

SCORE BY QUARTERS

	1	2	3	4	F
Florida State	7	7	0	17	31
Notre Dame	10	0	7	9	26

SCORING SUMMARY

ND-	Mayes 39 yd pass from Krug (Cengia kick), 8:27
FSU-	Cooper 15 yd pass from Kanell (Bentley kick), 6:08
ND-	Cengia 20 yd field goal, :02
FSU-	Cooper 10 yd pass from Kanell (Bentley kick), 2:30
ND-	Mayes 33 yd pass from Krug (Cengia kick), 8:04
ND-	Kanell safety, :13:44
ND-	Chryplewicz 5 yd pass from Krug (Cengia kick), 11:43
FSU-	E.G. Green 11 yd pass from Kanell (Bentley kick), 9:47
FSU-	Cooper 3 yd pass from Kanell, 6:09
FSU-	Krug safety, 2:02

TEAM STATISTICS

	FSU	ND
First Downs	26	17
Rushes-Yards	37-221	45-297
Passing Yards	443	184
Comp.-Att.-Int.	20-33-2	15-26-1
Plays-Total Offense	70-478	71-425
Punt Return Yards	3-52	2-21
Punts-Average	3-44.0	5-42.4
Fumbles-Lost	0-0	0-0
Interceptions-Yards	1-8	2-14
Penalties-Yards	7-59	7-55
Time of Possession	28:13	31:47
Third Down Conv.	64-13	7-16

INDIVIDUAL STATISTICS

Rushing: FSU-Dunn 22-151, Williams 2-7, Preston 6-55, Abdullah 2-2, Kanell 5-(-27); ND- Denson 11-67, Edwards 14-55, Thorne 1-4, Farmer 7-93, Krug 11-45, Sillman 1-(-8).

Passing: FSU-Kanell 32-20-2-290-4, Dunn 1-0-0; ND-Krug 24-14-1-140-3, Smith 1-1-0-29, Edwards 1-0-0.

Receiving: FSU- Messam 6-103, Williams 2-17, Green 5-99-1, Cooper 4-38-3, Abdullah 1-14, Dunn 2-19; ND- Mayes 6-96-2, Stafford 2-14, Mosley 1-13, Chryplewicz 3-18-1, Farmer 1-3, Edwards 2-25.



Warrick Dunn gained 151 yards and the Seminoles came back in the fourth quarter to defeat Notre Dame in the Orange Bowl and extend their NCAA record bowl unbeaten streak to 11 games.

FIFTY YEARS OF FLORIDA STATE FOOTBALL 1969

Florida State started the 1969 season with "100" on the right side of the helmets representing 100 years of college football. They also began the season in a rain-drenched game against Wichita State in Tallahassee that produced an NCAA record 27 fumbles. FSU lost seven of its 10 and WSU a record 10 of its 17. No telling how long Brent Gilman (40) held on to this one.



1995 Statistics

RECORD (W-L-T): 10-2-0 (6-0-0 HOME; 2-2-0 AWAY; 2-0-0 NEUTRAL; 7-1-0 ACC)

	FLORIDA STATE	OPPONENTS
TOUCHDOWNS (Total)	72	27
RUSHING	35	10
PASSING	36	15
OTHER	1	2
FIRST DOWNS RUSHING	112	79
PASSING	164	101
PENALTY	14	25
TOTAL	290	205
RUSHING ATTEMPTS	420	446
YARDS GAINED	2696	1937
YARDS LOST	245	485
NET YARDS	2451	1452
YDS PER CARRY	5.8	3.3
YDS PER GAME	222.8	132.0
PASSING (CMP-ATT-INT)	297-465-14	194-376-16
COMPLETION PCT	63.9	51.6
NET YARDS	3616	2347
YDS PER ATTEMPT	7.78	6.24
YDS PER COMPLETION	12.18	12.10
YDS PER GAME	328.7	213.4
RATING	148.7	108.7
TOTAL OFFENSE	6067	3799
PLAYS	885	822
YDS PER PLAY	6.86	4.62
YDS PER GAME	551.5	345.4
POINTS SCORED	532	220
POINTS PER GAME	48.4	20.0
INTERCEPTIONS/RET YDS	16/213	14/156
PUNT RETURNS/YDS/AVG	34/399/11.7	26/285/11.0
KICK RETURNS/YDS/AVG	36/663/18.4	68/1435/21.1
PUNTS/YDS/AVG	49/2153/43.9	79/3022/38.3
PENALTIES/YDS/YDS PER GAME	76/731/66.5	76/572/52.0
FUMBLES/LOST	18/6	32/19
QB SACKS (OFFENSE)	17	35
THIRD DOWN/CONV/PCT	136/77/56.6	152/68/44.7
AVERAGE TIME OF POSSESSION	28:53	31:47

SCORE BY QUARTERS

	1	2	3	4	TOTAL
Florida State	153	159	116	104	532
Opponents	48	93	51	28	220

PASSING

	ATT	CMP	PCT	YDS	INT	TDS	RTG
D. Kanell	402	257	.639	2957	13	32	145.5
T. Busby	59	38	.644	571	1	4	164.7
W. Dunn	4	2	.500	88	0	0	234.8

KICK RETURNS

	NUM	YDS	AVG	TDS	LG
J. Green	3	75	25.0	0	45
D. Johnson	1	21	21.0	0	21
R. Preston	16	332	20.8	0	30
D. Feaster	11	204	18.5	0	30
P. Warrick	1	9	9.0	0	9
K. Abdullah	1	8	8.0	0	8
C. Williams	3	14	4.7	0	13

RECEIVING

	NUM	YDS	AVG	TDS	LG
A. Cooper	71	1002	14.1	15	55
E. Green	60	1007	16.8	10	65
W. Dunn	43	294	6.8	3	20
P. Riley	30	340	11.3	3	35
R. Preston	27	220	8.1	0	28
W. Messam	18	213	11.8	0	33
R. Dugans	14	157	11.2	0	42
D. Harrell	13	178	13.7	3	27
M. Pearsall	7	114	16.3	1	26
D. Feaster	5	16	3.2	0	10
C. Williams	4	54	13.5	1	18
A. Dely	4	24	6.0	0	9
D. Kanell	1	-3	-3.0	0	0

RUSHING

	ATT	GAIN	LOSS	NET	AVG	TDS	LG
W. Dunn	166	1297	55	1242	7.5	13	55
R. Preston	62	460	21	439	7.1	3	85
D. Feaster	50	347	17	330	6.6	4	55
K. Abdullah	15	135	4	131	8.7	2	59
C. Williams	46	129	2	127	2.8	12	11
P. Riley	7	87	9	78	11.1	0	37
E. Green	4	63	7	56	14.0	1	42
D. Andrews	8	25	0	25	3.1	0	13
L. Glenn	8	21	0	21	2.6	0	6
J. Green	8	18	3	15	1.9	0	6
J. Pruitt	1	10	0	10	10.0	0	10
F. Green	4	10	0	10	2.5	0	4
D. Johnson	3	7	0	7	2.3	0	5
P. Warrick	1	3	0	3	3.0	0	3
C. Brooks	4	9	9	0	0.0	0	4
T. Busby	13	45	46	-1	-0.1	0	10
T. Librizzi	1	0	1	-1	-1.0	0	0
D. Kanell	19	30	71	-41	-2.2	0	11

SCORING

	TDS	XP1-A	XP2-A	FG-A	SAF	PTS
W. Dunn	16	0-0	0-0	0-0	0	96
S. Bentley	0	67-69	0-0	9-16	0	94
A. Cooper	15	0-0	0-0	0-0	0	90
C. Williams	13	0-0	0-0	0-0	0	78
E. Green	11	0-0	1-1	0-0	0	68
D. Feaster	4	0-0	0-0	0-0	0	24
P. Riley	3	0-0	0-0	0-0	0	18
R. Preston	3	0-0	0-0	0-0	0	18
D. Harrell	3	0-0	0-0	0-0	0	18
K. Abdullah	2	0-0	0-0	0-0	0	12
M. Pearsall	1	0-0	0-0	0-0	0	6
M. Edwards	1	0-0	0-0	0-0	0	6
TEAM	0	0-0	0-0	0-0	2	4



1969 FIFTY YEARS OF FLORIDA STATE FOOTBALL

So Wide Right I and II were just revenge? Florida State's Grant Guthrie kicked a 31-yard field goal with 1:55 left to beat Miami 16-14 in 1969.

TOTAL OFFENSE

	PLAYS	RUSH	PASS	TOTAL	YDS/PL
D. Kanell	421	-41	2957	2916	6.9
W. Dunn	170	1242	88	1330	7.8
T. Busby	72	-1	571	570	7.9
R. Preston	62	439	0	439	7.1
D. Feaster	50	330	0	330	6.6
K. Abdullah	15	131	0	131	8.7
C. Williams	46	127	0	127	2.8
P. Riley	7	78	0	78	11.1
E. Green	4	56	0	56	14.0
D. Andrews	8	25	0	25	3.1
L. Glenn	8	21	0	21	2.6
J. Green	8	15	0	15	1.9
F. Green	4	10	0	10	2.5
J. Pruitt	1	10	0	10	10.0
D. Johnson	3	7	0	7	2.3
P. Warrick	1	3	0	3	3.0
C. Brooks	4	0	0	0	0.0
T. Librizzi	1	-1	0	-1	-1.0

FIELD GOALS

S. Bentley: 27G, 28G, 42, 40, 32, 43G, 39, 33G, 26, 48, 27G, 37, 26G, 40G, 38G, 27G

INTERCEPTION RETURNS

	NUM	YDS	AVG	TDS	LG
S. Rolle	3	111	37.0	0	51
J. Colzie	2	16	8.0	0	16
S. Smith	2	16	8.0	0	16
B. Capers	2	10	5.0	0	10
D. Jackson	1	22	22.0	0	22
R. Wilson	1	20	20.0	0	20
J. Green	1	19	19.0	0	19
H. Battles	1	0	0.0	0	0
H. Crockett	1	0	0.0	0	0
S. Hamlet	1	0	0.0	0	0
S. Cowart	1	-1	-1.0	0	0

PUNTING

	NUM	YDS	AVG	BKD	LG
S. Liss	49	2153	43.9	2	62

PUNT RETURNS

	NUM	YDS	AVG	TDS	LG
M. Edwards	1	24	24.0	1	24
D. Feaster	25	314	12.6	0	64
H. Grant	1	9	9.0	0	9
D. Jackson	3	22	7.3	0	20
S. Rolle	4	30	7.5	0	11

DEFENSIVE STATISTICS

PLAYER	POS	TACKLES			LOSS	QTRBK SACKS	-FUMBLES-		BLKD KICKS	-PASSES-	
		SOLO	ASSIST	TOTAL			CSD.	REC.		BKUP	INT
S. Cowart	OLB	76	39	115	10	3	0	2	0	2	1
A. Wadsworth	DT	39	38	77	7	2.5	2	2	0	2	0
D. Bush	ILB	35	38	73	0	2	1	2	0	3	0
R. Hammond	SS	39	31	70	0	0	0	1	0	5	0
R. Wilson	DE	29	36	65	3	9	3	2	0	4	1
T. Rebol	OLB	37	26	63	3	1	5	0	1	0	0
B. Capers	CB	44	15	59	0	0	2	1	0	8	2
S. Hamlet	FS	32	20	52	0	0	1	0	0	3	1
P. Boulware	DE	25	21	46	8	10	3	0	1	2	0
J. Pittman	DT	19	27	46	4	0	1	0	0	4	0
O. Roye	DT	17	28	45	1	2	0	1	0	2	0
S. Rolfe	CB	32	9	41	2	0	2	0	0	6	3
T. Marion	DE	23	18	41	6	6	1	1	0	0	0
G. Spires	DE	17	22	39	5	1	0	0	0	2	0
V. Crawford	ILB	27	9	36	0	0	1	0	0	1	0
H. Crockett	ILB	23	12	35	5	0	0	0	0	1	1
D. Stephens	OLB	22	11	33	3	0	0	0	0	0	0
C. Spain	NG	14	18	32	3	0.5	0	4	0	0	0
H. Battles	CB	15	15	30	1	0	0	0	0	0	1
L. Green	OLB	17	11	28	0	0	1	1	0	0	0
M. Green	FS	13	12	25	0	0	1	0	0	1	0
S. Smith	CB	11	11	22	0	1	1	0	0	0	2
J. Colzie	CB	14	3	17	0	0	0	0	0	2	2
D. Humphrey	OLB	7	8	15	0	0	0	0	0	0	0
T. Saunders	CB	10	4	14	1	0	0	0	0	0	0
T. Sherman	ILB	4	10	14	1	0	0	0	0	0	0
S. Key	SS	7	6	13	0	0	0	0	0	0	0
J. D'Amico	FB	7	5	12	1	0	0	1	0	0	0
H. Grant	ILB	7	4	11	1	0	0	0	0	0	0
D. Jackson	CB	7	2	9	0	0	0	0	1	0	1
J. Green	CB	6	3	9	0	0	0	0	0	0	1
M. Edwards	SS	5	1	6	1	0	0	0	1	0	0
R. Wells	CB	4	1	5	0	0	0	0	0	1	0
D. Walker	DL	1	3	4	0	0	0	0	0	0	0
J. Poppell	FS	0	4	4	0	0	0	1	0	0	0
B. Rhodes	NG	0	2	2	0	0	0	0	0	0	0

FIFTY YEARS OF FLORIDA STATE FOOTBALL 1969

The key to FSU's 10-10 tie at Virginia Tech in 1969 was longtime assistant coach Bob Harbison according to Bill McGrotha in his book, "Seminoles! The First Forty Years." Working off some nervous energy on the morning of the game, Harbison took a walk on campus and picked up a piece of paper blowing in the wind that happened to be an important part of Tech's game plan for later that day.



'95 Game-By-Game Team Statistics

FSU OPPONENT	RUSHING (Att-Yds-TD)	PASSING (Co-Att-I-Yds-TD)	TOTAL OFF (Play-Yds-Avg)	PENALTIES (#-Yds)	FUMBLES (#-Lost)	3RD DOWNS (Conv-Att)
FSU	46-351-5	46-32-1-446-5	92-797-8.7	7- 65	3-2	5-12
Duke	37-162-1	44-22-1-242-2	81-404-5.0	6- 55	2-2	4-20
FSU	37-285-4	28-13-0-170-2	65-455-7.0	9-100	1-1	5-13
Clemson	58-321-2	21- 8-2-107-1	79-428-5.4	3- 40	1-1	7-18
FSU	39-279-4	46-36-1-466-7	85-745-8.9	6- 54	1-0	10-13
N.C. State	51-186-1	20- 9-0-184-1	71-370-5.2	8- 51	8-6	3-14
FSU	41-218-4	38-26-0-323-2	79-541-6.8	8- 69	3-1	5-13
Central Florida	47-112-2	28-14-1-161-0	75-273-3.6	11- 96	2-1	6-16
FSU	49-273-2	30-19-0-222-3	79-495-6.3	12-118	2-0	4-13
Miami	32- 53-0	32-16-2-170-1	64-223-3.5	9- 52	1-0	2-15
FSU	54-401-5	40-29-2-348-5	94-749-8.1	7- 75	2-1	6-15
Wake Forest	23- 67-1	40-14-4- 87-1	63-154-2.4	3- 16	1-1	1-14
FSU	27-113-2	51-41-2-302-4	78-415-5.3	10- 90	1-0	5-12
Georgia Tech	46-131-0	26-11-0-125-1	72-256-3.6	11- 77	2-2	3-15
FSU	24- 59-1	33-68-3-487-3	92-546-5.9	3- 27	0-0	8-19
Virginia	49-196-1	19-37-3-302-2	86-498-5.8	6- 32	0-0	5-19
FSU	47-205-2	27-16-1-172-1	74-377-5.1	5- 45	2-1	6-17
North Carolina	42- 84-1	25-10-1-146-1	67-230-3.4	3- 25	5-1	5-15
FSU	29-120-5	47-35-1-496-3	76-616-8.1	5- 48	2-0	5- 9
Maryland	21- 46-0	62-46-1-380-1	83-426-5.1	7- 46	5-2	5-17
FSU	27-138-1	44-17-3-184-1	71-322-4.5	4- 40	0-0	3-15
Florida	40- 94-1	41-25-1-443-4	81-537-6.6	9- 82	2-1	4-15
FSU	37-188-0	33-20-2-290-4	70-478-6.8	7- 59	1-0	6-13
Notre Dame	45-256-0	26-15-1-169-3	71-425-6.0	7- 55	2-1	7-16

RUSHING (Carries - Yards - Touchdowns)

GAME	DUNN	PRESTON	FEASTER	WILLIAMS	ABDULLAH
Duke	9-124-1	6-126-1	12-91-0	4-11-3	0- 0-0
Clemson	12-180-2	12- 54-0	1- 7-0	4-12-2	0- 0-0
N.C. State	9-101-1	6- 60-0	6-36-2	3-10-1	2- 14-0
Central Florida	17-100-1	6- 33-0	4-22-0	7-11-2	0- 0-0
Miami	20-184-1	9- 43-0	4-15-0	10-42-1	2- 5-0
Wake Forest	11-112-0	8- 72-1	5-74-1	6-13-1	6-101-2
Georgia Tech	14- 60-1	2- 5-1	3- 8-0	3- 3-0	1- 13-0
Virginia	14- 54-1	0- 0-0	0- 0-0	0- 0-0	0- 0-0
North Carolina	27-143-2	10- 43-0	6-21-0	0- 0-0	1- 0-0
Maryland	11- 63-2	1- 2-0	8-60-1	3- 7-2	0- 0-0
Florida	22-121-1	2- 13-0	1- 6-0	1- 3-0	0- 0-0
Notre Dame (Orange Bowl)	22-151-0	6- 55-0	0- 0-0	2- 7-0	2- 2-0

PASSING (Completions - Attempts - INTs - Yards - Touchdowns)

GAME	KANELL	BUSBY	LISS
Duke	21-27-1-275-4	10-18-0-116-1	2- 81-40.5
Clemson	13-27-0-170-2	DNP	7-316-45.1
N.C. State	28-32-1-310-5	8-14-0-156-2	1- 49-49.0
Central Florida	20-30-0-232-2	6- 8-0- 91-0	3-149-49.7
Miami	17-27-0-170-3	2- 2-0- 52-0	4-200-50.0
Wake Forest	28-36-2-342-5	1- 4-0- 6-0	1- 49-49.0
Georgia Tech	41-51-2-302-4	0- 0-0- 0-0	4-173-43.3
Virginia	32-67-3-454-3	DNP	9-360-40.0
North Carolina	16-27-1-172-1	0- 0-0- 0-0	5-182-36.4
Maryland	24-34-0-346-2	11-13-0-150-1	3-133-44.3
Florida	17-44-3-184-1	DNP	8-377-47.1
Notre Dame (Orange Bowl)	20-32-2-290-4	DNP	3-132-44.0



1970 FIFTY YEARS OF FLORIDA STATE FOOTBALL

J.T. Thomas became the first African-American to play for the Seminoles when he started in the first game of the 1970 season. He went on to become a star in the NFL, winning four super bowl rings as a cornerback with the Pittsburgh Steelers. FSU actually signed its first African-American player in 1967, but Ernest Cook never enrolled. Calvin Patterson enrolled, but never played.

RECEIVING (Catches - Yards - Touchdowns)

GAME	COOPER	GREEN	MESSAM	RILEY	HARRELL	PEARSALL	DUNN
Duke	9-155-2	5-103-1	3- 35-0	3-31-1	4-65-1	1-18-0	2-13-0
Clemson	3- 58-1	4- 52-1	2- 14-0	0- 0-0	2-19-0	0- 0-0	1-18-0
N.C. State	8-114-3	5-122-2	5- 60-0	3-37-0	2-20-0	0- 0-0	5-31-2
Central Florida	6- 78-0	4- 55-1	1- 10-0	2-27-0	0- 0-0	3-63-0	3-19-0
Miami	2- 34-2	4- 37-0	3- 41-0	2-28-1	0- 0-0	0- 0-0	4-17-0
Wake Forest	5- 65-1	5- 65-1	1- 33-0	6-75-0	4-68-2	1- 1-1	3-10-0
Georgia Tech	10-103-2	9- 83-2	INJ	5-34-0	0- 0-0	1-14-0	9-54-0
Virginia	6-116-0	7-169-1	INJ	4-62-1	1- 6-0	0- 0-0	7-66-1
North Carolina	3- 20-1	7- 83-0	INJ	1- 7-0	0- 0-0	0- 0-0	3-27-0
Maryland	12-182-2	6-166-1	2- 11-0	4-39-0	INJ	1-18-0	2-16-0
Florida	7- 77-1	4- 72-0	1- 9-0	0- 0-0	0- 0-0	0- 0-0	4-23-0
Notre Dame (Orange Bowl)	4- 38-3	5- 99-1	6-103-0	0- 0-0	0- 0-0	0- 0-0	2-19-0

DEFENSE (Tackles - Tackles for Loss - Sacks)

PLAYER	DU	CU	NCS	UCF	UM	WF	GT	UV	UNC	MD	UF
Cowart	6-0-0	13-2-0	9-1-0	10-0-0	10-1-0	3-1-0	10-0-0	18-0-0	9-3-0	14-1-0	13-1-3
Capers	6-0-0	11-0-0	3-0-0	6-0-0	5-0-0	1-0-0	2-0-0	9-0-0	5-0-0	8-0-0	2-0-0
Wilson	6-0-1	9-1-0	8-0-1	6-0-1	8-1-2	3-0-0	8-1-1	5-0-1	4-0-1	5-0-0	3-0-1
Hammond	6-0-0	6-0-0	4-0-0	0-0-0	6-0-0	1-0-0	11-0-0	7-0-0	13-0-0	9-0-0	7-0-0
Spires	5-2-1	6-0-0	4-0-0	3-0-0	2-1-0	7-2-0	5-0-0	1-0-0	DNP	4-0-0	1-0-0
Boulware	5-0-1	5-0-0	6-0-2	6-2-1	4-0-1	1-2-1	6-0-0	3-0-0	2-2-1	6-2-1	2-0-1
Marion	5-2-1	6-0-2	4-1-1	6-1-0	4-0-0	DNP	DNP	7-1-1	1-1-0	4-0-0	4-0-1
J. Green	5-0-0	0-0-0	1-0-0	DNP	0-0-0	2-0-0	DNP	DNP	DNP	DNP	1-1-0
Roye	5-0-0	6-0-0	5-0-0	3-0-0	1-0-0	DNP	3-0-0	5-0-1	6-0-0	9-1-1	2-0-0
Hamlet	4-0-0	8-0-0	2-0-0	0-0-0	7-0-0	DNP	1-0-0	7-0-0	12-0-0	4-0-0	7-0-0
Wadsworth	4-1-0	6-1-0	3-0-0	5-0-1	9-1-1	8-2-0.5	14-0-0	8-0-0	9-0-0	6-2-0	5-0-0
Stephens	4-0-0	3-0-0	7-0-0	6-1-0	2-0-0	5-2-0	2-0-0	1-0-0	2-0-0	DNP	1-0-0
Crawford	4-0-0	3-0-0	5-0-0	5-0-0	2-0-0	6-0-0	3-0-0	2-0-0	1-0-0	3-0-0	2-0-0
Crockett	4-0-0	8-0-0	5-1-0	5-0-0	1-0-0	3-3-0	1-0-0	4-1-0	2-0-0	DNP	1-0-0
Rebol	4-0-0	8-0-0	4-0-0	DNP	5-0-0	2-0-0	11-2-1	9-0-0	6-0-0	12-1-0	2-0-0
Bush	DNP	7-0-0	DNP	DNP	7-0-0	6-0-0	16-0-0	15-0-2	14-0-0	6-0-0	1-0-0
Pitman	4-0-0	5-0-0	6-0-0	5-2-0	4-0-0	8-2-0	6-0-0	2-0-0	1-0-0	5-0-0	0-0-0
Rolle	1-0-0	2-0-0	4-0-0	7-0-0	1-0-0	1-0-0	4-0-0	4-0-0	5-1-0	12-1-0	0-0-0
Colzie	DNP	0-0-0	1-0-0	1-0-0	1-0-0	DNP	DNP	4-0-0	2-0-0	4-0-0	4-0-0



Florida State's defense battled injuries as much as their opponents early in 1995, but Daryl Bush refused to let a bad knee slow him down against Clemson. He was the only sophomore to reach the semifinals of the Butkus voting last year.

FIFTY YEARS OF FLORIDA STATE FOOTBALL 1970

The year 1970 marked Vaughn Mancha's final year as Florida State's athletic director. Mancha helped build the Seminoles' athletic program into one of the nation's best. A 1948 Alabama graduate, Mancha was a consensus All-American center and competed on three bowl teams for the Crimson Tide. Also a former assistant coach under Tom Nugent, Mancha was inducted into the FSU Hall of Fame in 1982.



1995 Highs & Lows



Rock Preston's 85-yard touchdown run against Duke in the season-opener proved to be the longest play in 1995.

FSU INDIVIDUALS

- Longest Run From Scrimmage:** 85 yards, Rock Preston vs. Duke (TD)
- Longest Pass Play:** 63 yards, Danny Kanell to E.G. Green vs. N.C. State (TD)
- Longest Field Goal:** 40 yards, Scott Bentley vs. Florida
- Longest Punt:** 62 yards, Sean Liss vs. Miami and Florida
- Longest Punt Return:** 64 yards, Dee Feaster vs. Georgia Tech
- Longest Kickoff Return:** 45 yards, Jermaine Green vs. Clemson
- Longest Interception Return:** 51 yards, Samari Rolle vs. Wake Forest
- Most Rushing Attempts:** 27, Warrick Dunn at N. Carolina
- Most Yards Rushing:** 184, Dunn vs. Miami (20 carries)

- Most TDs Rushing:** 3, Pooh Bear Williams vs. Duke
- Most Passes Attempted:** 67, Kanell vs. Virginia
- Most Passes Completed:** 41, Kanell vs. Georgia Tech
- Most Yards Passing:** 454, Kanell vs. Virginia
- Most TD Passes Thrown:** 5, Kanell vs. N.C. State and Wake Forest
- Most TD Passes Caught:** 3, Andre Cooper vs. N.C. State
- Most Yards Receiving:** 182, Cooper vs. Maryland (12 receptions)
- Most Pass Receptions:** 12, Cooper vs. Maryland
- Most Passes Intercepted:** 1, Several players
- Most Yards Total Offense:** 444, Kanell vs. Virginia
- Most Field Goals:** 3, Scott Bentley vs. Florida

FSU TEAM

Offense

	HIGH	LOW
Points	77 vs. N.C. State	24 at Florida
First Downs	38 vs. N.C. State	16 at Florida
by Rush	15 vs. N.C. State	4 at Virginia
by Pass	23 vs. N.C. State	7 at North Carolina, Florida
Rushing Yardage	421 vs. Wake Forest	59 at Virginia
Passing Yardage	496 vs. Maryland	170 at Clemson
Total Offense	797 vs. Duke	322 at Florida
Total Plays	94 vs. Wake Forest	65 at Clemson
Rushing Attempts	54 at Wake Forest	24 at Virginia
Passing Attempts	68 at Virginia	27 at North Carolina
Pass Completions	41 vs. Georgia Tech	13 at Clemson
Passes Had Intercepted	3 at Virginia, Florida	0 vs. Clemson, Central FL., Miami
Fumbles	3 vs. Central Florida	0 vs. Florida
Fumbles Lost	2 vs. Duke	0 vs. Florida
Penalties	12 vs. Miami (118 yards)	3 at Virginia (27 yards)
Yards Penalized	118 vs. Miami	27 at Virginia

Defense

	HIGH	LOW
Yards Rushing	321 by Clemson	53 by Miami
Rushing Attemptst	58 by Clemson	21 by Maryland
Passing Attempts	62 by Maryland	20 by N.C. State
Pass Completions	46 by Maryland	8 by Clemson
Yards Passing	443 by Florida	87 by Wake Forest
Total Offense	537 by Florida	154 by Wake Forest
Interceptions	3 by Florida	0 vs. Clemson, Central FL., Tech
First Downs	29 by Florida	9 by Wake Forest
By Rush	15 by Clemson	2 by Maryland
By Pass	20 by Maryland	3 by Wake Forest
Fumbles Lost	6 by N.C. State	0 by Miami

- Most Punts:** 9, Sean Liss vs. Virginia (40.0 average)
- Best Punting Average:** 50.0, Liss vs. Miami
- Most Total Tackles:** 16, Sam Cowart vs. Virginia
- Most Solo Tackles:** 12, Sam Cowart vs. Virginia

OPPONENT INDIVIDUALS

- Longest Run From Scrimmage:** 68 yards, Marquette Smith, Central Florida
- Longest Pass Play:** 80 yards, Terry Harvey to Grissett, N.C. State
- Longest Punt:** 61 yards, Dukes, N.C. State
- Longest Field Goal:** 48 yards, Rafael Garcia, Virginia
- Longest Punt Return:** 35 yards, Adam Geis, Duke; Tiki Barber, Virginia
- Longest Kickoff Return:** 50 yards, Myles Savage, Wake Forest
- Longest Interception Return:** 37 yards, Harris, Florida
- Most Yards Gained Rushing:** 193 yards, Barber, Virginia
- Most Yards Gained Passing:** 443, Danny Wuerffel, Florida



1970 FIFTY YEARS OF FLORIDA STATE FOOTBALL

J.T. Thomas blocked a field goal attempt as Florida State held on to a 9-7 victory over Louisville. The Cardinals were coached by former Seminole Lee Corso.

1995 Honor Roll



Graduation hit the offensive line hard last year. Lewis Tyre (66) set an FSU record in the Orange Bowl with 49 straight starts and his departure, combined with the loss of three-time All-ACC center Clay Shiver, leaves some big holes up front.

PETER BOULWARE

Sophomore, Defensive End

Honorable Mention All-ACC
ACC Defensive Lineman
Player of the Week (N.C. State)

DARYL BUSH

Sophomore, Middle Linebacker

Butkus Award Semifinalist
All-ACC Second Team
Football News All-America (HM)
Football News All-ACC Team
GTE/CoSIDA District III
All-Academic Team

BYRON CAPERS

Junior, Cornerback

All-ACC Second Team

ANDRE COOPER

Junior, Wide Receiver

Biletnikoff Semifinalist
All-ACC First Team
Associated Press All-America (HM)
Football News All-America (HM)
Football News All-ACC Team

ANDY CROWE

Senior, Long Snapper

GTE/CoSIDA District III
All-Academic Team

WARRICK DUNN

Junior, Tailback

All-ACC First Team
Football News All-America 3rd Team
Football News All-ACC Team
Doak Walker Award Semifinalist
Associated Press All-America (HM)
ACC Offensive Back
Player of the Week (Clemson)

MARIO EDWARDS

Freshman, Defensive Back

ACC Special Teams
Player of the Week (North Carolina)

E.G. GREEN

Sophomore, Wide Receiver

All-ACC Second Team

MARLIN GREEN

Senior, Safety

GTE/CoSIDA District III
All-Academic Team

JESUS HERNANDEZ

Senior, Offensive Tackle

All-ACC First Team
ACC Offensive Lineman
Player of the Week (Clemson)

DANNY KANELL

Senior, Quarterback

ACC Player of the Year
ACC Offensive Player of the Year
Football News All-America 2nd Team
Football News ACC
Player of the Year
Johnny Unitas Golden Arm Finalist
Davey O'Brien Award Finalist
Associated Press All-America (HM)
ACC Offensive Back
Player of the Week (Duke, N.C. State,
Wake Forest, Georgia Tech)

SEAN LISS

Junior, Punter

All-ACC Second Team
Associated Press All-America (HM)

TODD REBOL

Senior, Outside Linebacker

CFA/Hitachi Academic
All-American
GTE/CoSIDA District III
All-Academic Team
All-ACC Honorable Mention
ACC Defensive Back
Player of the Week (Georgia Tech)

CLAY SHIVER

Senior, Center

AFCA
All-America First Team
Football Writers'
All-America First Team
Lombardi Award Semifinalist
Associated Press All-America
Second Team
UPI All-America Second Team
Football News All-America 2nd Team
Three Time All-ACC First Team
Football News All-ACC Team
ACC Offensive Lineman
Player of the Week (Duke)

LEWIS TYRE

Senior, Offensive Guard

Two-Time All-ACC First Team
Associated Press All-America (HM)
Football News All-America (HM)
Football News All-ACC Team

ANDRE WADSWORTH

Sophomore, Noseguard

All-ACC Second Team

REINARD WILSON

Junior, Defensive End

All-ACC First Team
Associated Press All-America (HM)
Football News All-America (HM)
Football News All-ACC Team

FIFTY YEARS OF FLORIDA STATE FOOTBALL 1970

Frank Fontes attempted an NCAA record eight field goals, making an FSU record four, en route to a 19-14 win over Wake Forest.



1995 ACC & NCAA Rankings

INDIVIDUAL

CATEGORY	PLAYER	PER GAME AVERAGE	ACC RANK	NCAA RANK
Rushing	Warrick Dunn	112.1	3	23
	Rock Preston	42.6	13	-
Receiving	E.G. Green	93.5	n/a	16
	Andre Cooper	92.5	n/a	18
Receptions P/G	Andre Cooper	6.4	2	10
	E.G. Green	5.6	4	21
Passing Efficiency	Danny Kanell	155.1	1	6
Total Offense	Danny Kanell	273.7	1	6
	Warrick Dunn	120.9	10	-
Scoring	Warrick Dunn	9.0	3	13
	Scott Bentley	8.4	4	20
	Andre Cooper	8.4	4	20
	Pooh Bear Williams	7.8	8	31
	E.G. Green	6.6	13	-
All-Purpose Yds.	Warrick Dunn	139.2	2	32
	E.G. Green	99.1	13	-
	Rock Preston	92.5	14	-
	Andre Cooper	92.5	14	-
Punt Returns	Dee Feaster	12.8	1	11
Punting	Sean Liss	43.9	1	6
Kickoff Returns	Rock Preston	21.7	4	-
Field Goals	Scott Bentley	0.6	8	-
Interceptions	Samari Rolle	0.3	7	-



Florida State's 1995 defense ranked fourth nationally in turnover margin averaging 1.5 per game.

TEAM

CATEGORY	PER GAME AVERAGE	ACC RANK	NCAA RANK
Total Offense	574.5	1	1
Rushing Offense	231.3	2	8
Passing Offense	343.2	1	3
Scoring Offense	50.8	1	2
Total Defense	326.2	2	31
Rushing Defense	135.8	5	34
Passing Efficiency Defense	100.67	1	14
Scoring Defense	18.5	2	25
Kickoff Returns	18.8	6	-
Punt Returns	11.8	2	20
1st Downs-Offense	27.4	1	n/a
1st Downs-Defense	17.6	3	n/a
Net Punting	35.7	3	-
3rd Down Conv. Offense	43.4%	2	n/a
3rd Down Conv. Defense	23.3%	1	n/a
Turnover Margin	1.50	1	4
Penalty Yards	69.1	9	n/a
Quarterback Sacks By	2.9	2	n/a



Sean Liss ranked fourth in the nation last year and his 44.3 yard average was the best for a Seminole since 1981.



1970 FIFTY YEARS OF FLORIDA STATE FOOTBALL

Tom Bailey broke off the longest run of the 1970 campaign when he ran 57 yards against Miami to set up a 10-yard Barry Smith TD reception. In the 27-3 win over the Hurricanes, Bailey surpassed Fred Pickard as the all-time rushing leader at FSU. He ended the season with 514 yards and had 1,791 yards in his career.

1995 ACC Statistics

FINAL 1995 STANDINGS

TEAM	ACC					OVERALL					HM	RD	NU
	W	L	T	FOR	OPP	W	L	T	FOR	OPP			
Florida State	7	1	0	421	154	10	2	0	563	246	6-0	2-2	2-0
Virginia	7	1	0	242	157	9	4	0	378	270	5-1	3-3	1-0
Clemson	6	2	0	193	133	8	4	0	303	219	3-3	5-0	0-1
Georgia Tech	5	3	0	173	198	6	5	0	260	244	4-2	2-3	0-0
North Carolina	4	4	0	176	180	7	5	0	284	220	4-2	2-3	1-0
Maryland	4	4	0	150	193	6	5	0	210	251	3-2	3-3	0-0
N.C. State	2	6	0	216	297	3	8	0	260	364	1-5	2-3	0-0
Duke	1	7	0	223	321	3	8	0	282	386	2-3	1-4	0-1
Wake Forest	0	8	0	129	294	1	10	0	190	360	0-5	1-5	0-0

1995 ALL-ACC FOOTBALL

First Team

OFFENSE			DEFENSE		
POS	PLAYER	SCHOOL	POS	PLAYER	SCHOOL
WR	Andre Cooper	Florida State	DL	Marcus Jones	North Carolina
WR	Jermaine Lewis	Maryland	DL	Greg Ellis	North Carolina
OT	Jesus Hernandez	Florida State	DL	Reinard Wilson	Florida State
OT	Jason Augustino	Virginia	LB	Lamarick Simpson	Clemson
OG	Lewis Tyre	Florida State	LB	Anthony Simmons	Clemson
OG	Will Young	Clemson	LB	Kivusama Mays	North Carolina
C	Clay Shiver	Florida State	LB	Tucker Grace	Wake Forest
TE	Freddie Jones	North Carolina	DB	Ronde Barber	Virginia
QB	Danny Kanell	Florida State	DB	Brian Dawkins	Clemson
RB	Tiki Barber	Virginia	DB	Percy Ellsworth	Virginia
RB	Warrick Dunn	Florida State	DB	Ray Farmer	Duke
PK	Rafael Garcia	Virginia	P	Will Brice	Virginia

Second Team

OFFENSE			DEFENSE		
POS	PLAYER	SCHOOL	POS	PLAYER	SCHOOL
WR	Octavus Barnes	North Carolina	DL	Todd White	Virginia
WR	E.G. Green	Florida State	DL	Andre Wadsworth	Florida State
OT	Dwayne Morgan	Clemson	DL	Al Jackson	Georgia Tech
OT	Chris Harrison	Virginia	DL	Eric Ogbogu	Maryland
OG	Steve Keim	N.C. State	LB	Ron Rogers	Georgia Tech
OG	Jonathan Redmond	N.C. State	LB	James Farrow	Virginia
C	Mike Cheever	Georgia Tech	LB	Daryl Bush	Florida State
TE	Jeff Hodrick	Duke	DB	Andreal Johnson	Maryland
TE	Bill Khayat	Duke	DB	Nate Perryman	Georgia Tech
QB	Mike Groh	Virginia	DB	Leomont Evans	Clemson
RB	Raymond Priester	Clemson	DB	Byron Capers	Florida State
RB	C.J. Williams	Georgia Tech	P	Sean Liss	Florida State
PK	Jeff Suave	Clemson			

FSU's Honorable Mention All-ACC Selections

OFFENSE		DEFENSE	
OL-	Chad Bates, Todd Fordham	DL-	Peter Boulware, Orpheus Roye, Tyrant Marion
TE-	Melvin Pearsall, Kamari Charlton	LB-	Todd Rebol, Sam Cowart
RB-	Rock Preston, Pooh Bear Williams	DB-	Robert Hammond, Samari Rolle
PK-	Scott Bentley		

FIFTY YEARS OF FLORIDA STATE FOOTBALL 1971

FSU played in the inaugural Fiesta Bowl against a Danny White-led Arizona State team. It was the second bowl in three years that the Seminoles would help initiate. FSU lost to the No. 6 Sun Devils 45-38 as Arizona State scored a TD in the last 37 seconds.



ACC PLAYERS OF THE WEEK

WEEK	OFFENSIVE BACK	OFFENSIVE LINEMAN	DEFENSIVE LINEMAN	DEFENSIVE BACK	ROOKIE
9/4	Danny Kanell, FSU	Clay Shiver, FSU	Ron Melnik, NCS	Percy Ellsworth, UVa	Charles Wiley, GaT
9/11	Warrick Dunn, FSU	Jesus Hernandez, FSU	Ron Rogers, GaT	Andreal Johnson, MD	Anthony Simmons, CU
9/18	Danny Kanell, FSU	Darryl Gilliam, MD	Pete Boulware, FSU	Ray Farmer, DU	Wall Rainer, UVa
9/25	Octavus Barnes, UNC	Elton Ndoma-Ogar, WF	Greg Ellis, UNC	Joe Crocker, UVa	Anthony Poindexter, UVa
10/2	Octavus Barnes, UNC	Mike Cheever, GaT	Anthony Simmons, CU	Leomont Evans, CU	Anthony Poindexter, UVa
10/9	Donnie Davis, GaT	Jeff Saturday, UNC	Greg Ellis, UNC	Omar Brown, UNC	Anthony Simmons, CU
10/16	Danny Kanell, FSU	Curtis McGee, GaT	Ron Rogers, GaT	Jamie Sharper, UVa	Charles Wiley, GaT
10/23	Danny Kanell, FSU	Trevor Putnam, CU	Marcus Jones, UNC	Todd Rebol, FSU	Hassan Shamsid-Dean, NCS
10/30	Rusty LaRue, WF	Will Young, CU	Anthony Simmons, CU	Brian Dawkins, CU	Alonzo Mayer, DU
11/6	Tiki Barber, UVa	Jason Augustino, UVa	Mond Wilson, CU	Percy Ellsworth, UVa	Anthony Simmons, CU
11/13	Raymond Priestler, CU	Jim Bundren, CU	Lamarick Simpson, CU	Paul London, UVa	Brandon Shaw, GaT
11/20	Rusty LaRue, WF	Jonathan Redmond, NCS	Marcus Jones, UNC	Leomont Evans, CU	Anthony Simmons, CU

ACC FINAL INDIVIDUAL STATISTICS

PLAYER	SCHOOL	GP	Total Offense						
			RUN	PASS	PLY	TOT	PP	TDR	PG
DANNY KANELL	FSU	11	-41	2957	421	2916	6.9	32	265.1
Rusty LaRue	WF	11	26	2775	505	2801	5.6	17	254.6
Spence Fischer	Duke	11	104	2668	502	2772	5.5	15	252.0
Mike Thomas	UNC	11	53	2436	393	2489	6.3	11	226.3
Terry Harvey	NCS	10	-8	2099	331	2091	6.3	19	209.1
Mike Groh	UVa	12	-18	2510	388	2492	6.4	19	207.7
Donnie Davis	GaT	11	390	1462	319	1852	5.8	12	168.4
Nealon Greene	CU	11	343	1474	277	1817	6.6	12	165.2
WARRICK DUNN	FSU	11	1242	88	170	1330	7.8	13	120.9
Raymond Priestler	CU	11	1286	0	223	1286	5.8	6	116.9

PLAYER	SCHOOL	GP	All-Purpose Yardage							
			RUN	REC	PR	KR	TOT	PLY	PP	PG
Tiki Barber	UVa	12	1397	216	272	21	1906	320	6.0	158.8
WARRICK DUNN	FSU	11	1242	294	0	0	1536	209	7.4	139.6
Leon Johnson	UNC	11	963	408	0	0	1371	279	4.9	124.6
Antwuan Wyatt	CU	11	34	662	245	425	1366	84	16.3	124.2
Marlon Estes	WF	11	1	833	54	468	1356	105	12.9	123.3
Raymond Priestler	CU	11	1286	58	0	0	1344	233	5.8	122.2
C.J. Williams	GaT	11	1138	102	18	73	1331	271	4.9	121.0
Jermaine Lewis	Md	10	58	937	152	27	1174	94	12.5	117.4
Demetrius Allen	UVa	12	45	652	0	608	1305	66	19.8	108.8
Octavus Barnes	UNC	11	-10	970	176	0	1136	73	15.6	103.3

PLAYER	SCHOOL	GP	Passing Efficiency						
			ATT	CMP	PCT	YDS	TD	INT	PTS
DANNY KANELL	FSU	11	402	257	.639	2957	32	13	145.5
Nealon Greene	CU	11	183	107	.585	1474	10	6	137.6
Terry Harvey	NCS	10	279	155	.556	2099	16	11	129.8
Mike Groh	UVa	12	330	182	.552	2510	15	10	128.0
Rusty LaRue	WF	11	421	264	.627	2775	17	13	125.2
Donnie Davis	GaT	11	223	124	.556	1462	10	5	121.0
Mike Thomas	UNC	11	332	185	.557	2436	10	19	115.9
Spence Fischer	Duke	11	438	256	.585	2668	12	14	112.3



1971 FIFTY YEARS OF FLORIDA STATE FOOTBALL

Quarterback Gary Huff led the nation in three categories during the 1971 season — total offense (2,653 yards), passing yardage (2,736 yards) and touchdown passes (23). In his three seasons (1970-72) as FSU's quarterback, Huff would set the school record for career touchdown passes — a record that would stand for 23 years. Danny Kanell (1993-95) set a new record with 58 career TD passes.

Scoring Leaders

PLAYER	SCHOOL	GP	TDs	TDR	TDP	PAT	FG	PTS	PG
WARRICK DUNN	FSU	11	16	13	3	0	0	96	8.73
SCOTT BENTLEY	FSU	11	0	0	0	67-69	9-16	94	8.55
ANDRE COOPER	FSU	11	15	0	15	0	0	90	8.18
Emory Smith	CU	11	15	14	1	0	0	90	8.18
Tiki Barber	UVa	12	16	14	2	0	0	96	8.00
Rafael Garcia	UVa	12	0	0	0	31-36	20-27	91	7.58
C.J. Williams	GaT	11	13	12	1	0	0	78	7.09
POOH BEAR WILLIAMS	FSU	11	13	12	1	0	0	78	7.09
Laymarr Marshall	Duke	11	13	13	0	0	0	78	7.09
Jeff Sauve	CU	11	0	0	0	33-34	15-20	78	7.09

Tackle Leaders

PLAYER	SCHOOL	GP	PRI	AST	TFL	SACK	TOT	PG
Keith Brooking	GaT	11	76	69	4-14	0.5-2	146	13.3
Ron Rogers	GaT	11	77	68	4-11	1-3	145	13.2
Anthony Simmons	CU	11	74	68	10-40	3.5-24	142	12.9
Kivuusama Mays	UNC	11	82	56	6-20	1-9	138	12.5
Tucker Grace	WF	11	91	37	19-60	4-24	128	11.6
SAM COWART	FSU	11	76	39	13-54	3-25	115	10.5
Brian Simmons	UNC	11	53	50	11-25	5-14	113	10.3
James Fariior	UVa	12	72	50	6-20	1-10	122	10.2
Ray Farmer	Duke	11	72	39	4-8	0	111	10.1
Jamie Sharper	UVa	10	60	35	8-40	2-21	95	9.5
Ratcliff Thomas	Md	11	63	40	7-33	3-23	103	9.4
Kelvin Moses	WF	11	71	30	11-38	1-5	101	9.2
Ron Melnick	NCS	9	54	27	3-5	0	81	9.0
Carlos Bagley	Duke	11	56	40	4-15	1-5	96	8.7
Marcus Jones	UNC	11	53	41	19-74	7-48	94	8.5
Morocco Brown	NCS	11	49	43	4-13	1-10	92	8.4
Sean Boyd	UNC	11	46	43	0	0	89	8.1
Leomont Evans	CU	11	65	22	1-2	0	87	7.9
Anthony Poindexter	UVa	12	67	26	6-26	1-10	93	7.8
Skeet Jones	UVa	12	53	38	0	0	91	7.6

QB SACKS

PETER BOULWARE	FSU	10
REINARD WILSON	FSU	9
Rick Terry	UNC	8
Jon Harris	UVa	8
Greg Ellis	UNC	7
Eric Ogbogu	Md	7
Marcus Jones	UNC	7

TACKLES FOR LOSSES

Tucker Grace	WF	19
Marcus Jones	UNC	19
PETER BOULWARE	FSU	18
James Kirkland	Duke	14
Eric Ogbogu	Md	13
SAM COWART	FSU	13
REINARD WILSON	FSU	13

PASSES BROKEN UP

Nathan Perryman	GaT	13
Dexter McCleon	CU	13
Joe Crocker	UVa	12
Percy Ellsworth	UVa	12
D'Angelo Solomon	WF	11
Ronde Barber	UVa	10
Chad Scott	Md	10

Field Goal Leaders

PLAYER, SCHOOL	G	FGA	FGM	LG	PCT	PG
Rafael Garcia, UVa	12	27	20	56	.741	1.7
Jeff Suave, CU	11	20	15	47	.750	1.4
Tom Cochran, Duke	11	18	14	45	.778	1.3
Marc Primanti, NCS	10	13	11	45	.846	1.1
Dave Frakes, GaT	10	15	10	46	.667	1.0
Scott Caparelli, UNC	11	15	9	32	.600	0.8
SCOTT BENTLEY, FSU	11	16	9	40	.563	0.8
Joe O'Donnell, Md	9	11	8	47	.727	0.7
Bill Hollows, WF	11	14	6	37	.429	0.6

Kickoff Returns

PLAYER, SCHOOL	G	NO	YDS	LG	TD	AVG
Antwuan Wyatt, CU	11	17	425	42	0	25.0
Marcus Wall, UNC	11	20	492	96	1	24.6
Tijan Redmon, Duke	11	45	1065	85	0	23.7
Chad Scott, Md	11	26	549	34	0	21.1
Alvis Whitted, NCS	11	27	568	34	0	21.0
Demetrius Allen, UVa	12	29	608	45	0	21.0
ROCK PRESTON, FSU	11	16	332	30	0	20.8
Marlon Estes, WF	11	24	468	35	0	19.5
Charlie Rogers, GaT	11	15	285	36	0	19.0

FIFTY YEARS OF FLORIDA STATE FOOTBALL 1971

Florida State defeated Miami 20-17 in an afternoon game at the Orange Bowl. The Seminoles literally sweated it out, playing in 118 degrees on the artificial turf that then covered the field.



PLAYER, SCHOOL	Receptions					
	G	REC	YDS	AVG	TD	PG
Jermaine Lewis, Md	10	66	937	14.2	3	6.6
ANDRE COOPER, FSU	11	71	1002	14.1	15	6.5
Marlon Estes, WF	11	68	833	12.3	9	6.2
E.G. GREEN, FSU	11	60	1007	16.8	10	5.5
Geroy Simon, Md	11	54	440	8.2	0	4.9
Leon Johnson, UNC	11	54	408	7.6	0	4.9
Octavus Barnes, UNC	11	53	970	18.3	5	4.8
Darrell Braswell, WF	11	51	557	10.9	1	4.6
Mike Guffie, NCS	11	49	810	16.5	5	4.5
Marc Wilson, Duke	11	47	531	11.3	2	4.3


PLAYER, SCHOOL	Receiving Yardage Per Game					
	G	REC	YDS	AVG	TD	PG
Jermaine Lewis, MD	10	66	937	14.2	3	93.7
E.G. GREEN, FSU	11	60	1007	16.8	10	91.6
ANDRE COOPER, FSU	11	71	1002	14.1	15	91.1
Octavus Barnes, UNC	11	53	970	18.3	5	88.2
Marlon Estes, WF	11	68	833	12.3	9	75.7
Mike Guffie, NCS	11	49	810	16.5	5	73.6
Antwuan Wyatt, CU	11	42	662	15.8	5	60.2
Demetrius Allen, UVa	12	33	652	19.8	3	54.3
Jimmy Grissett, NCS	11	37	570	15.4	6	51.8

PLAYER, SCHOOL	Punting					
	G	NO	YDS	BLK	LG	AVG
SEAN LISS, FSU	11	49	2153	2	62	43.9
Chris McNally, CU	11	44	1840	1	65	41.8
Will Brice, UVa	12	73	3007	0	64	41.2
John Krueger, Duke	11	62	2517	0	66	40.6
Jay Dukes, NCS	11	47	1837	0	61	39.1
Mike Strazzeri, WF	11	68	2613	1	60	38.4

PLAYER, SCHOOL	Punt Returns					
	G	NO	YDS	LG	TD	AVG
Jermaine Lewis, Md	10	12	152	66	1	12.7
DEE FEASTER, FSU	11	25	314	64	0	12.6
Nathan Perryman, GaT	11	29	362	56	0	12.5
Antwuan Wyatt, CU	11	20	245	36	0	12.3
Octavus Barnes, UNC	11	18	176	53	0	9.8
Tiki Barber, UVa	12	32	272	38	0	8.5
Marcus Wall, UNC	11	17	142	23	0	8.4

PLAYER, SCHOOL	Interceptions					
	G	INT	YDS	LG	TD	PG
Brian Dawkins, CU	11	6	55	49	1	.55
Andreal Johnson, Md	11	6	46	25	0	.55
Percy Ellsworth, UVa	12	6	21	11	0	.50
Paul London, UVa	12	6	20	20	0	.50
Leomont Evans, CU	11	4	115	44	0	.36
Joe Crocker, UVa	11	4	22	12	0	.36
Ronde Barber, UVa	12	4	18	18	0	.33

PLAYER, SCHOOL	Rushing					
	G	ATT	YDS	AVG	TD	PG
Raymond Priester, CU	11	223	1286	5.8	6	116.9
Tiki Barber, UVa	12	265	1397	5.3	14	116.4
WARRICK DUNN, FSU	11	166	1242	7.5	13	112.9
C. J. Williams, GaT	11	245	1138	4.6	12	103.5
Leon Johnson, UNC	11	225	963	4.3	12	87.6
Tremayne Stephens, NCS	11	186	849	4.6	5	77.2
Buddy Rogers, Md	11	158	718	4.5	8	65.3
Laymarr Marshall, Duke	11	188	708	3.8	13	64.4
Emory Smith, CU	11	139	682	4.9	14	62.0
Kevin Brooks, UVa	11	128	561	4.4	3	51.0
ROCK PRESTON, FSU	11	62	539	8.7	3	49.0
Rod Brown, NCS	11	117	526	4.5	2	47.8
Charles Wiley, GaT	11	96	494	5.1	5	44.9
Donnie Davis, GaT	11	96	390	4.1	3	35.5
Lamont Pegues, CU	9	79	309	3.9	1	34.3



Dee Feaster ranked second in the ACC and 11th nationally in punt returns as a true freshman last year.



1971 FIFTY YEARS OF FLORIDA STATE FOOTBALL

Miami, coached by Fran Curci, called a tight-security scrimmage days before the FSU game and no one would be admitted. According to legend, an FSU graduate assistant, wearing a Miami t-shirt, entered the stadium hours before the scrimmage and lay flat on his stomach for hours, scouting the Hurricanes. Rhett Dawson (left) caught a five-yard pass from Gary Huff to defeat Miami 20-17.

ACC FINAL TEAM STATISTICS

Total Offense					
SCHOOL	PLAYS	YDS	PP	TD	PG
Florida State	885	6058	6.9	72	550.7
Virginia	854	4799	5.6	41	399.9
Clemson	805	4397	5.5	37	399.7
North Carolina	848	4362	5.1	34	396.6
N.C. State	787	4048	5.1	31	368.0
Duke	789	3899	4.9	34	354.5
Georgia Tech	771	3849	5.0	32	349.9
Wake Forest	789	3634	4.6	25	330.4
Maryland	747	3490	4.7	26	317.3

Rushing Offense					
SCHOOL	ATT	YDS	PC	TD	PG
Clemson	611	2855	4.7	24	259.6
Florida State	420	2442	5.8	35	222.0
Georgia Tech	523	2321	4.4	22	211.0
Virginia	507	2080	4.1	23	173.3
North Carolina	488	1675	3.4	21	152.3
N.C. State	455	1581	3.5	14	143.7
Duke	341	1181	3.5	21	107.4
Maryland	385	1079	2.8	16	98.1
Wake Forest	306	561	1.8	6	51.0

Passing Offense						
SCHOOL	CP-ATT	PCT	YDS	TD	INT	PG
Florida State	297-465	.639	3616	36	14	328.7
Wake Forest	289-483	.598	3078	19	18	279.4
Duke	261-448	.583	2718	12	14	247.1
North Carolina	201-359	.560	2687	12	20	244.3
Virginia	194-350	.554	2719	17	11	226.6
N.C. State	184-332	.554	2467	17	12	224.3
Maryland	226-362	.624	2411	8	12	219.2
Clemson	111-191	.581	1542	11	6	140.2
Georgia Tech	134-248	.540	1528	9	7	138.9

Scoring Offense							
SCHOOL	TD	KX	OX	FG	S	PTS	PG
Florida State	72	67	1	9	2	532	48.4
Virginia	41	32	3	20	0	344	28.7
Clemson	37	34	1	15	0	303	27.6
Duke	34	32	2	14	0	282	25.5
North Carolina	34	26	2	10	0	264	24.0
N.C. State	32	27	3	11	1	260	23.6
Georgia Tech	32	27	1	11	0	260	23.6
Maryland	26	19	4	9	0	210	19.1
Wake Forest	25	10	6	6	0	190	17.3

Kickoff Returns					
SCHOOL	RET	YDS	LG	TD	AVG
Clemson	33	749	69	0	22.7
North Carolina	25	559	87	1	22.4
Duke	55	1201	85	0	21.8
N.C. State	45	886	97	0	19.7
Wake Forest	51	979	72	0	19.2
Virginia	42	778	46	0	18.5
Florida State	36	663	52	0	18.4
Georgia Tech	33	588	62	0	17.8
Maryland	41	709	94	0	17.3

Total Defense					
SCHOOL	PLAYS	YDS	PP	TD	PG
North Carolina	648	2940	4.5	25	267.3
Clemson	741	3597	4.9	22	327.0
Georgia Tech	754	3695	4.9	30	335.9
Florida State	821	3799	4.6	25	345.4
Maryland	797	3855	4.8	28	350.5
Virginia	919	4394	4.8	31	366.2
N.C. State	788	4645	6.6	44	421.6
Wake Forest	824	4687	5.7	47	426.1
Duke	869	5348	6.2	49	486.2

Rushing Defense					
SCHOOL	ATT	YDS	PC	TD	PG
Georgia Tech	372	1003	2.7	17	91.2
Virginia	424	1310	3.1	15	109.2
North Carolina	450	1304	2.9	15	118.6
Clemson	365	1342	3.7	9	122.0
Florida State	446	1452	3.3	10	132.0
Maryland	459	1727	3.8	20	157.0
N.C. State	471	2014	4.5	24	190.6
Wake Forest	509	2131	4.2	27	193.7
Duke	543	2956	5.4	28	268.7

Passing Efficiency Defense						
SCHOOL	CP-ATT	PCT	YDS	TD	INT	PTS
Clemson	376-190	.505	2255	21	13	101.1
North Carolina	279-141	.505	1636	8	10	105.9
Virginia	495-266	.537	3084	25	16	106.6
Florida State	376-194	.516	2347	16	15	108.7
Maryland	338-192	.568	2128	13	8	109.8
Georgia Tech	385-239	.621	2692	11	13	126.2
Duke	326-200	.613	2392	12	21	136.9
Wake Forest	315-196	.622	2565	11	20	144.6
N.C. State	317-215	.678	2541	11	20	149.0

Scoring Defense							
SCHOOL	TD	KX	OX	FG	S	PTS	PG
Clemson	22	15	2	9	0	178	16.2
North Carolina	27	23	2	7	0	210	19.1
Florida State	27	23	1	11	0	220	20.0
Virginia	32	22	1	9	0	243	20.3
Georgia Tech	31	26	2	9	0	243	22.1
Maryland	29	24	4	15	0	251	22.8
N.C. State	46	38	2	12	0	354	32.2
Wake Forest	49	46	1	6	0	360	32.7
Duke	51	35	3	13	0	386	35.1

Punt Returns					
SCHOOL	RET	YDS	LG	TD	AVG
Maryland	16	194	66	1	12.1
Georgia Tech	34	404	56	0	11.9
Clemson	29	344	35	1	11.9
Florida State	34	399	26	1	11.7
Virginia	37	337	74	0	9.1
Duke	21	183	48	0	8.7
North Carolina	36	312	88	0	8.7
N.C. State	16	108	37	0	6.8
Wake Forest	26	141	45	0	5.4

FIFTY YEARS OF FLORIDA STATE FOOTBALL 1972

Bob Hope put on a show at Tully Gym one spring night and drew a large crowd, but when head coach Larry Jones was introduced to the audience, he drew louder and longer applause than Hope. The comedian noticed and joked with Jones about it.



Net Punting

SCHOOL	PUNTS	RETURN	NET
Virginia	75-40.2	25-245	37.0
Florida State	50-41.9	26-285	36.4
Duke	65-41.3	38-335	36.2
Clemson	55-38.8	23-213	34.9
Wake Forest	69-37.9	27-203	34.9
Maryland	55-36.1	16- 89	34.5
N.C. State	48-38.3	24-196	34.2
Georgia Tech	60-36.6	22-253	32.3
North Carolina	54-36.0	29-278	30.8

3rd Down Conversions — Offense

SCHOOL	G	CON	ATT	PCT
Clemson	11	67	158	.424
N.C. State	11	65	154	.422
Florida State	11	62	151	.411
Georgia Tech	11	63	160	.394
Wake Forest	11	64	169	.379
North Carolina	11	62	166	.373
Virginia	12	67	182	.368
Maryland	11	57	155	.368
Duke	11	52	155	.335

Quarterback Sacks

SCHOOL	SACKS	YARDS	PG
North Carolina	41	285	3.7
Florida State	35	276	3.2
Clemson	27	152	2.5
Maryland	23	231	2.1
Virginia	25	187	2.1
Georgia Tech	21	145	1.9
N.C. State	17	102	1.5
Wake Forest	16	111	1.5
Duke	10	59	0.9

Time of Possession

SCHOOL	FOR	OPP	MARGIN
Clemson	32:22	27:38	+4:44
Georgia Tech	31:20	28:40	+2:40
North Carolina	30:23	29:37	+0:46
N.C. State	29:48	30:12	-0:24
Virginia	29:48	30:12	-0:24
Maryland	29:11	30:49	-1:38
Florida State	28:30	31:30	-3:00
Wake Forest	28:25	31:35	-3:10
Duke	28:20	31:40	-3:20

First Downs Per Game

SCHOOL	RUN	PASS	PEN	TOT	PG
Florida State	112	164	14	290	26.4
N.C. State	99	121	14	234	21.3
North Carolina	104	117	10	231	21.0
Virginia	112	117	19	248	20.7
Clemson	147	65	11	223	20.3
Duke	77	120	12	209	19.0
Georgia Tech	127	70	11	208	18.9
Wake Forest	40	141	20	201	18.3
Maryland	71	109	15	195	17.7

Turnover Margin

SCHOOL	—GAINED—			—LOST—			MAR
	FM	IN	TOT	FM	IN	TOT	
Florida State	18	16	34	6	14	20	+1.27
Virginia	8	25	33	9	11	20	+1.08
Clemson	7	21	28	14	6	20	+0.73
Georgia Tech	11	11	22	8	7	15	+0.64
Duke	15	12	27	11	14	25	+0.18
Maryland	11	13	24	13	11	24	Even
Wake Forest	15	11	26	14	18	32	-0.55
N.C. State	9	11	20	15	12	27	-0.64
North Carolina	8	8	16	14	20	34	-1.64

3rd Down Conversions — Defense

SCHOOL	G	CON	ATT	PCT
Florida State	11	42	178	.236
North Carolina	11	50	164	.305
Clemson	11	53	159	.333
Duke	11	55	152	.362
Maryland	11	63	163	.387
Virginia	12	82	210	.390
Georgia Tech	11	70	153	.458
Wake Forest	11	79	172	.459
N.C. State	11	69	148	.466

Kickoff Return Coverage

SCHOOL	RET	YDS	LG	TD	AVG
North Carolina	48	807	33	0	16.8
Clemson	44	756	46	0	17.2
Maryland	25	441	35	0	17.6
N.C. State	40	784	41	0	19.6
Virginia	46	919	47	0	20.0
Florida State	68	1435	50	0	21.1
Wake Forest	29	622	43	0	21.4
Georgia Tech	43	986	96	1	22.9
Duke	38	901	82	1	23.7

Penalty Yardage

SCHOOL	PEN	YARDS	PG
North Carolina	47	396	36.0
Maryland	57	456	41.5
Wake Forest	58	489	44.5
Virginia	75	564	47.0
Duke	65	549	49.9
N.C. State	74	579	52.6
Clemson	72	619	56.3
Georgia Tech	78	622	56.6
Florida State	76	731	66.5

First Downs Allowed Per Game

SCHOOL	RUN	PASS	PEN	TOT	PG
North Carolina	86	68	10	164	14.9
Clemson	70	104	16	190	17.3
Florida State	79	101	25	205	18.6
Georgia Tech	67	129	12	208	18.9
Virginia	95	134	10	239	19.9
Maryland	109	102	14	225	20.5
Wake Forest	111	116	8	235	21.4
N.C. State	121	119	15	255	23.2
Duke	147	105	11	263	23.9



1972 FIFTY YEARS OF FLORIDA STATE FOOTBALL

Assistant Coach Bill Parcels would leave Florida State after three seasons with the Seminole football program. Parcels would later lead the New York Giants to two Super Bowl championships in 1986 and 1991.