



YEAR IN
REVIEW

Warrick Dunn
Running Back

1996 SEASON IN REVIEW

1996 STATISTICS

Record (W-L-T): 11-1-0 (6-0-0 Home; 3-0-0 Away; 2-1-0 Neutral; 8-0-0 ACC)

TEAM STATISTICS

	FLORIDA STATE	OPPONENTS
TOUCHDOWNS (Total)	54	15
RUSHING	22	5
PASSING	25	9
OTHER	7	1
FIRST DOWNS (Total)	215	155
RUSHING	90	40
PASSING	113	86
PENALTY	12	29
RUSHING ATTEMPTS	423	418
YARDS GAINED	2358	1206
YARDS LOST	400	557
NET YARDS	1958	649
YDS PER CARRY	4.6	1.6
YDS PER GAME	178.2	59.0
PASSING (CMP-ATT-INT)	181-335-14	162-358-11
COMPLETION PCT	.540	.453
NET YARDS	2541	1875
YDS PER ATTEMPT	7.6	5.2
YDS PER COMPLETION	14.0	11.6
YDS PER GAME	231.0	170.5
RATNG	134.0	91.4
TOTAL OFFENSE	4499	2524
PLAYS	759	775
YDS PER PLAY	5.9	3.3
YDS PER GAME	409.0	229.5
POINTS SCORED	426	122
POINTS PER GAME	38.7	11.1
INTERCEPTIONS/RET YDS	11/153	14/94
PUNT RETURNS/YDS/AVG	41/411/10.0	24/187/7.8
KICK RETURNS/YDS/AVG	22/513/23.3	46/1087/23.6
PUNTS/YDS/AVG	61/2670/43.8	89/3278/36.8
PENALTIES/YDS/PER GAME	94/958/87.1	60/508/46.2
FUMBLE/LOST	18/9	26/12
QB SACKS (OFFENSE)	27	67
THIRD DOWN/CONV/PCT	62/156/.397	50/189/.265
AVG TIME OF POSSESSION	28:44	31:08

SCORING BY QUARTERS

	1st	2nd	3rd	4th	O/T	TOT	AVG
FSU	109	126	99	92	0	426	38.7
Opponent	31	53	10	28	0	122	11.1

RUSHING

	G	ATT	GAIN	LOSS	NET	AVG	PG	TD	LP
Dunn, W	11	189	1246	66	1180	6.2	107.3	12	80
Preston, R	10	49	398	12	386	7.9	38.6	5	47
Coles, L	9	14	93	2	91	6.5	10.1	0	24
Williams, P	10	24	79	0	79	3.3	7.9	2	20
Abdullah, K	11	19	74	1	73	3.8	6.6	0	13
Feaster, D	11	20	70	10	60	3.0	5.5	0	41
Kendra, D	7	36	157	102	55	1.5	7.9	2	16
Glenn, L	11	8	50	1	49	6.1	4.5	0	21
Warrick, P	11	8	52	32	20	2.5	1.8	0	36
Gooch, V	1	3	6	3	3	1.0	3.0	0	6
Busby, T	10	53	133	169	-36	-0.7	-3.6	1	25
Team	1	1	0	2	-2	0	0	0	0
FSU	11	423	2358	398	1958	4.6	178.2	22	80
Opponents	11	418	1206	557	649	1.6	59.0	5	

PASSING

	G	ATT	CMP	INT	PCT	YDS	YDS/G	RTNG	TD	LP
Kendra, D	7	89	46	2	.517	665	95.0	143.3	9	42
Busby, T	10	243	134	12	.551	1866	186.6	131.5	16	77
Dunn, W	11	3	1	0	.333	10	0.9	61.3	0	10
FSU	11	335	181	14	.540	2541	231.0	134.0	25	77
Opponent	11	358	162	11	.453	1875	170.5	91.4	9	

RECEIVING

	G	REC	YDS	AVG	YDS/G	C/G	TD	LP
Green, E.G.	11	34	662	19.5	60.2	3.1	7	60
Dunn, W	11	30	355	11.8	32.3	2.7	2	77
Cooper, A	8	26	338	13.0	42.3	3.3	4	38
Warrick, P	11	22	467	21.2	42.5	2.0	4	59
Messam, W	11	21	299	14.2	27.2	1.9	3	48
Coles, L	9	10	104	10.4	11.6	1.1	2	15
Pearsall, M	11	8	77	9.6	7.0	0.7	2	21
Dugans, R	11	7	66	9.4	6.0	0.6	1	16
Preston, R	10	7	19	2.7	1.9	0.7	0	19
Abdullah, K	11	5	81	16.2	7.4	0.5	0	39
Williams, P	10	4	18	4.5	1.8	0.4	0	8
Glenn, L	11	3	18	6.0	1.6	0.3	0	14
Feaster, D	11	2	2	1.0	0.2	0.2	0	7
Charlton, K	11	1	20	20.0	1.8	0.1	0	20
Stringer, G	10	1	15	15.0	1.5	0.1	0	15
FSU	11	181	2541	14.0	231.0	16.5	25	77
Opponent	11	162	1875	11.6	170.5	14.7	9	

TOTAL OFFENSE

	G	PLAY	RUSH	PASS	TOTAL	AVG
Busby, T	10	296	-36	1866	1830	183.0
Dunn, W	11	192	1180	10	1190	108.2
Kendra, D	7	125	55	665	720	102.9
Preston, R	10	49	386	0	386	38.6
Coles, L	9	14	91	0	91	10.1
Williams, P	10	24	79	0	79	7.9
Abdullah, K	11	19	73	0	73	6.6
Feaster, D	11	20	60	0	60	5.5
Glenn, L	11	8	49	0	49	4.5
Gooch, V	1	3	3	0	3	3.0
Warrick, P	11	8	20	0	20	1.8
FSU	11	759	1958	2541	4499	409.0
Opponent	11	775	649	1875	2524	229.5

SCORING

	TD	XP	2PT	DXP	SAF	FG	PTS
Bentley, S	0	52-53	0-0	0-0	0	16-18	100
Dunn, W	14	0-0	0-0	0-0	0	0-0	84
Green, E.G.	7	0-0	0-0	0-0	0	0-0	42
Preston, R	5	0-0	0-0	0-0	0	0-0	30
Warrick, P	4	0-0	0-0	0-0	0	0-0	24
Cooper, A	4	0-0	0-0	0-0	0	0-0	24
Messam, W	3	0-0	0-0	0-0	0	0-0	18
Smith, S	3	0-0	0-0	0-0	0	0-0	18
Pearsall, M	2	0-0	0-0	0-0	0	0-0	12
Feaster, D	2	0-0	0-0	0-0	0	0-0	12
Williams, P	2	0-0	0-0	0-0	0	0-0	12
Kendra, D	2	0-0	0-0	0-0	0	0-0	12
Coles, L	2	0-0	0-0	0-0	0	0-0	12
Dugans, R	1	0-0	0-0	0-0	0	0-0	6
Green, L	1	0-0	0-0	0-0	0	0-0	6
Capers, B	1	0-0	0-0	0-0	0	0-0	6
Busby, T	1	0-0	0-0	0-0	0	0-0	6
Johnson, J	0	0-0	0-0	0-0	1	0-0	2
FSU	54	52-53	0-1	0-0	1	16-18	426
Opponents	15	14-15	0-0	0-0	0	6-14	122

PUNTING

	G	NO	YDS	AVG	LP	BLK
Liss, S	11	61	2670	43.8	76	1
FSU	11	61	2670	43.8	76	1
Opponents	11	89	3278	36.8		5

1996 SEASON IN REVIEW

PUNT RETURNS

	G	NO	YDS	AVG	TD	LP
Boulware, P	11	2	30	15.0	0	17
Warrick, P	11	10	114	11.4	0	31
Feaster, D	11	25	244	9.8	2	79
Jackson, D	11	3	19	6.3	0	14
Stringer, G	10	1	4	4.0	0	4
FSU	11	41	411	10.0	2	79
Opponents	11	24	187	7.8	0	

KICKOFF RETURNS

	G	NO	YDS	AVG	TD	LP
Stringer, G	10	5	144	28.8	0	33
Feaster, D	11	2	50	25.0	0	26
Coles, L	9	5	124	24.8	0	34
Warrick, P	11	9	188	20.9	0	48
Preston, R	10	1	7	7.0	0	7
FSU	11	22	513	23.3	0	48
Opponent	11	46	1087	23.6	1	

INTERCEPTIONS

	G	NO	YDS	AVG	TD	LP
Smith, S	11	3	61	20.3	1	61
Colzie, J	9	3	10	3.3	0	6
Rolle, S	11	2	1	0.5	0	1
Crockett, H	11	1	0	0.0	0	0
Green, L	11	1	56	56.0	1	56
Saunders, T	10	1	25	25.0	0	25
FSU	11	11	153	13.9	2	61
Opponents	11	14	94	6.7	0	

MISCELLANEOUS YARDS

(Blocked FG's and Fumbles Advanced)

	G	ATT	YDS	AVG	PG	TD
Smith, S	11	1	0	0.0	0.0	2
FSU	11	1	0	0.0	0.0	2
Opponents	11	0	0	0.0	0.0	0

DEFENSIVE STATISTICS

PLAYER	GP	SOLO	AST	TOT	TFL-YDS	SCK-YDS	PBU	FC	FR
Wilson, R	11	57	48	105	22- 92	13.5- 67	2	3	0
Bush, D	11	44	57	101	7- 22	2.5- 13	2	0	2
Crockett, H	11	52	46	98	12- 33	4.5- 22	3	1	1
Crawford, V	11	33	44	77	9- 26	2.5- 8	2	2	0
Boulware, P	11	33	35	68	20-104	19.0-101	1	4	3
Smith, S	11	36	23	59	4- 9	0.0- 0	5	0	1
Pittman, J	11	29	24	53	8- 13	1.0- 2	0	0	0
Wadsworth, A	9	28	24	52	7- 17	2.0- 10	0	1	0
Spain, C	8	24	22	46	7- 28	3.5- 17	1	1	0
Green, L	11	26	18	44	6- 32	3.0- 22	1	1	0
Hamlet, S	11	19	23	42	1- 3	0.5- 3	3	0	0
Stephens, D	11	24	15	39	4- 7	2.0- 4	1	1	0
Spires, G	11	19	15	34	8- 36	6.0- 32	1	0	1
Colzie, J	10	31	3	34	1- 4	0.0- 0	10	0	0
Key, S	11	17	16	33	1- 1	0.0- 0	3	0	0
Jackson, D	11	23	10	33	2- 11	2.0- 11	3	0	0
Johnson, J	10	15	16	31	11- 38	4.0- 17	0	0	0
Capers, B	11	20	6	26	2- 2	0.0- 0	8	0	0
Rackley, T	11	20	6	26	1- 1	0.0- 0	0	0	0
Battles, H	11	13	10	23	0- 0	0.0- 0	0	0	0
Rolle, S	11	20	3	23	0- 0	0.0- 0	7	0	0
Saunders, T	10	14	3	17	0- 0	0.0- 0	6	0	0
Smith, L	9	9	7	16	3- 4	0.0- 0	0	0	0
Edwards, M	11	1	13	14	0- 0	0.0- 0	3	0	1
Mitchell, S	10	4	8	12	1- 5	0.0- 0	0	0	0
Grant, H	11	5	7	12	0- 0	0.0- 0	0	0	0
Hammond, R	10	7	5	12	0- 0	0.0- 0	0	0	0
Humphrey, D	11	5	6	11	0- 0	0.0- 0	0	0	0
Rhodes, Bob	4	4	6	10	1- 3	0.0- 0	0	0	1
Rhodes, Bill	11	2	8	10	1- 7	1.0- 7	0	0	0
Simon, C	3	3	4	7	1- 11	0.0- 0	0	0	0
Tulloch, D	10	1	4	5	0- 0	0.0- 0	0	0	0
Walker, C	11	0	4	4	0- 0	0.0- 0	0	0	0
Montera, T	3	0	1	1	0- 0	0.0- 0	0	0	0
Frier, T	11	1	0	1	0- 0	0.0- 0	0	0	0



Warrick Dunn broke most of FSU's rushing records over his four year career and rushed for over 1,000 yards for the third straight season in 1996.

Warrick
Dunn set a
school
record
with three
straight
1,000 yard
rushing
seasons.
He is now
FSU's all-
time
leading
rusher with
3,959
career
yards.

1996 SEASON IN REVIEW

Team Game-By-Game

FSU OPPONENT	RUSHING (Att-Yds-TD)	PASSING (Co-Att-I-Yds-TD)	TOTAL OFF (Play-Yds-Avg)	PENALTIES (#-Yds)	FUMBLES (#-Lost)	3RD DOWNS (Conv-Att)
FSU	38-129-2	20-10-1-92-2	58-221-3.81	11-96	2-1	4-13
Duke	47-13-1	26-11-0-78-0	73-91-1.25	5-36	5-4	4-18
FSU	36-182-1	42-24-2-345-4	78-527-7.4	10-103	2-0	9-17
NCSU	39-43-1	34-12-1-125-0	74-182-2.5	5-23	0-0	3-19
FSU	36-148-1	17-9-2-65-0	53-213-4.0	8-86	1-1	1-12
UNC	37-40-0	35-16-1-147-0	72-187-2.6	5-20	1-1	4-18
FSU	30-124-0	37-19-1-329-4	67-453-6.76	7-68	2-2	9-17
Clemson	36-54-0	35-18-1-182-0	71-236-3.32	4-39	4-2	4-16
FSU	38-222-3	18-8-0-125-0	56-347-6.2	7-49	1-1	4-10
Miami	41-42-0	31-20-1-267-2	72-309-4.3	5-31	3-2	9-16
FSU	52-217-2	36-25-1-316-2	88-533-6.1	6-82	2-2	13-23
Virginia	35-154-2	32-10-2-172-1	67-326-4.9	2-27	3-0	3-16
FSU	34-265-3	27-13-3-178-2	61-443-7.3	9-104	3-0	3-11
Georgia Tech	52-155-0	27-11-1-114-0	79-269-3.4	8-71	4-0	5-20
FSU	39-121-2	39-20-0-281-3	78-401-5.1	10-105	1-0	7-16
Wake Forest	35-60-1	32-16-0-126-0	67-186-2.8	5-47	4-2	5-19
FSU	45-169-3	35-21-2-379-4	80-548-6.8	7-50	1-1	4-10
Southern Miss	29-(-13)-0	29-12-1-108-2	58-95-1.6	4-37	0-0	2-14
FSU	41-199-3	31-19-2-297-3	72-496-6.9	7-72	2-0	4-11
Maryland	39-(-8)-0	28-13-0-194-1	67-186-2.8	10-83	2-1	6-18
FSU	35-183-2	33-13-0-134-1	68-317-4.7	12-143	1-1	4-16
Florida	28-81-0	48-23-3-362-3	76-443-5.8	7-80	0-0	5-16
FSU (Sugar Bowl)	21-70-1	17-42-2-271-1	63-313-5.0	14-115	0-0	5-18
Florida	43-203-4	18-34-1-306-3	77-474-6.2	15-102	1-0	5-16

RUSHING (Carries - Yards - Touchdowns)

GAME	DUNN	PRESTON	FEASTER	COLES	ABDULLAH	WILLIAMS
Duke	14-70-1	DNP	2-2-0	4-21-0	4-13-0	1-0-0
North Carolina State	14-108-1	3-23-0	1-6-0	8-46-0	1-0-0	DNP
North Carolina	21-84-1	5-77-0	0-0-0	0-0-0	0-0-0	1-1-0
Clemson	13-97-0	1-5-0	3-3-0	DNP	3-10-0	0-0-0
Miami	22-163-1	9-61-1	0-0-0	0-0-0	0-0-0	0-0-0
Virginia	26-131-1	4-43-1	0-0-0	0-0-0	6-30-0	2-25-0
Georgia Tech	13-121-1	2-12-1	4-43-0	0-0-0	0-0-0	2-10-0
Wake Forest	15-57-2	7-27-0	4-1-0	0-0-0	1-8-0	3-10-0
Southern Miss	11-67-2	6-46-1	6-5-0	0-0-0	2-5-0	9-28-0
Maryland	16-109-2	10-86-1	DNP	2-24-0	2-7-0	1-1-0
Florida	24-185-0	2-6-0	0-0-0	0-0-0	0-0-0	5-4-2
Florida (Sugar Bowl)	9-28-1	DNP	2-1-0	0-0-0	0-0-0	2-7-0

PASSING (Attempts - Completions - INTs - Yards - Touchdowns)

GAME	BUSBY	KENDRA	DUNN
Duke	17-9-1-75-2	2-1-0-17-0	1-0-0-0-0
North Carolina State	26-17-2-251-2	16-7-0-94-2	no attempt
North Carolina	17-9-2-65-0	DNP	no attempt
Clemson	29-16-0-304-4	8-3-1-25-0	no attempt
Miami	17-8-0-125-0	DNP	1-0-0-0-0
Virginia	36-25-1-316-2	DNP	no attempt
Georgia Tech	22-11-3-148-1	5-2-0-10-1	no attempt
Wake Forest	INJ	39-20-0-281-3	no attempt
Southern Miss	31-17-2-302-2	4-4-0-77-2	no attempt
Maryland	16-10-1-156-2	15-9-1-141-1	no attempt
Florida	32-12-0-124-1	DNP	1-1-0-10-0
Florida (Sugar Bowl)	41-17-1-271-1	1-0-1-0-0	no attempt

RECEIVING (Catches - Yards - Touchdowns)

GAME	COOPER	GREEN	MESSAM	WARRICK	PEARSALL	DUNN
Duke	3-28-1	2-30-1	0-0-0	2-36-0	0-0-0	2-2-0
North Carolina State	3-61-1	2-53-1	6-72-1	2-24-1	2-37-0	5-49-0
North Carolina	0-0-0	2-18-0	1-14-0	0-0-0	0-0-0	3-10-0
Clemson	5-41-1	5-156-2	0-0-0	2-59-0	0-0-0	3-37-1
Miami	2-31-0	2-44-0	0-0-0	1-5-0	1-19-0	0-0-0
Virginia	7-102-0	6-78-1	5-90-1	0-0-0	2-12-0	2-12-0
Georgia Tech	5-65-1	1-16-0	1-12-0	2-33-1	0-0-0	2-33-0
Wake Forest	INJ	6-126-1	0-0-0	3-72-1	1-4-1	2-34-0
Southern Miss	INJ	2-16-0	4-54-0	4-87-0	1-4-0	5-137-1
Maryland	INJ	3-88-1	4-57-1	3-76-1	0-0-0	2-17-0
Florida	1-10-0	3-37-0	0-0-0	3-70-0	1-1-1	4-24-0
Florida (Sugar Bowl)	4-82-0	3-86-1	5-48-0	1-7-0	1-25-0	1-12-0

1996 SEASON IN REVIEW

PUNTING (Number-Yards-Avg.)

GAME	LISS
Duke	6-287-47.8
North Carolina State	4-150-37.5
North Carolina	9-425-47.2
Clemson	6-258-43.0
Miami	2-118-59.0
Virginia	7-262-37.4
Georgia Tech	6-268-44.7
Wake Forest	6-230-38.3
Southern Miss	4-155-38.8
Maryland	3- 91-30.3
Florida	9-426-47.3
Florida (Sugar Bowl)	8-371-46.4

FIELD GOALS

GAME	BENTLEY
Duke	23G, 39G, 41G
North Carolina State	46G
North Carolina	37G, 33G
Clemson	28 miss
Miami	48G, 32G, 42 miss
Virginia	25G
Georgia Tech	no attempts
Wake Forest	22G, 32G, 38G
Southern Miss	32G
Maryland	49G, 24G
Florida	26G
Florida (Sugar Bowl)	43



Defensive end Peter Boulware set an FSU record with 19 sacks last season.

DEFENSE (Tackles - Tackles for Loss - Sacks)

PLAYER	DUKE	NCS	UNC	CLEM	MIAMI	UVA	GT	WFU	USM	MD	UF
Wilson, R	16-3-1	9-2-1	8-0-1	13-1-0	11-0-4	6-0-1	10-0-0	4-1-1	10-2-0.5	7-0-3	7-0-1
Bush, D	8-1-0	11-0-1.5	10-0-0	10-0-0	7-2-0	9-0-0	17-1-1	8-0-0	8-0-0	8-1-0	5-0-0
Crockett, H	8-0-0	8-2-1	13-0-1	16-0-0	8-0-0.5	7-2-0	11-1-0	6-0-0	8-0-1.5	3-0-0	10-3-0
Crawford, V	8-1-0	7-0-0	10-0-1	10-1-0	9-1-0	4-0-0	11-1-0	6-1-0	7-0-0.5	5-1-1	0-0-0
Boulware, P	6-0-2.5	8-1-2	10-0-3	7-0-1	6-0-1	6-0-3	3-1-1	5-0-2	7-0-2.5	7-0-1	3-0-0
Smith, S	1-0-0	5-0-0	9-0-0	4-3-0	8-0-0	5-0-0	9-0-0	2-0-0	3-1-0	4-0-0	9-0-0
Pittman, J	5-1-1	6-2-0	6-0-0	2-0-0	4-0-0	3-0-0	6-0-0	5-2-0	6-0-0	5-2-0	5-1-0
Wadsworth, A	7-3-0	7-1-0.5	8-1-0	7-0-0	6-0-0	4-0-0	7-0-0	INJ	INJ	0-0-0	6-0-1
Spain, C	6-0-0.5	6-1-0	4-0-0	5-0-0	8-2-0	5-0-0	6-1-0.5	INJ	INJ	INJ	6-1-2
Green, L	2-0-0	4-0-0.5	1-0-0	5-1-0	5-0-0.5	4-0-0	3-0-0	5-0-0	1-0-0	7-0-2	7-0-0
Hamlet, S	4-0-0	4-0-0	3-0-0	1-0-0	3-0-0	4-0-0	11-1-0.5	3-0-0	3-0-0	1-0-0	5-0-0
Stephens, D	8-0-0	3-0-0	2-0-0	3-0-0	6-0-0.5	2-0-0	5-0-0	5-2-0	3-0-0	2-0-1	0-0-0
Spires, G	5-0-0	3-0-0.5	5-0-2	6-0-1	3-0-1.5	3-0-0	DNP	1-0-0	INJ	2-1-0	6-0-1
Colzie, J	0-0-0	4-0-0	1-0-0	2-0-0	5-0-0	8-0-0	1-0-0	1-0-0	1-0-0	5-1-0	4-0-0
Key, S	2-0-0	1-0-0	5-1-0	4-0-0	3-0-0	0-0-0	5-0-0	3-0-0	7-0-0	2-0-0	1-0-0
Jackson, D	0-0-0	5-0-0	2-0-0	2-0-0	2-0-0	3-0-1	5-0-0	3-0-0	1-0-0	4-0-0	6-0-1
Johnson, J	4-0-0	0-0-0	0-0-0	2-0-0	0-0-0	0-0-0	4-1-0	5-1-1	7-3-1	5-2-1	3-0-0
Capers, B	0-0-0	1-0-0	4-0-0	6-0-0	2-1-0	3-0-0	2-0-0	2-1-0	2-0-0	0-0-0	4-0-0
Rackley, T	6-0-0	0-0-0	1-0-0	4-0-0	0-0-0	0-0-0	7-0-0	3-1-0	3-0-0	2-0-0	0-0-0
Battles, H	3-0-0	2-0-0	0-0-0	3-0-0	3-0-0	0-0-0	3-0-0	1-0-0	3-0-0	2-0-0	1-0-0
Rolle, S	1-0-0	1-0-0	3-0-0	2-0-0	3-0-0	0-0-0	0-0-0	3-0-0	4-0-0	5-0-0	1-0-0
Saunders, T	4-0-0	1-0-0	1-0-0	0-0-0	3-0-0	DNP	1-0-0	2-0-0	2-0-0	1-0-0	2-0-0
Smith, L	2-1-0	0-0-0	0-0-0	0-0-0	3-0-0	0-0-0	0-0-0	4-2-0	5-0-0	2-0-0	DNP
Edwards, M	1-0-0	0-0-0	1-0-0	3-0-0	1-0-0	3-0-0	0-0-0	2-0-0	1-0-0	1-0-0	1-0-0
Mitchell, S	2-1-0	0-0-0	0-0-0	1-0-0	0-0-0	0-0-0	5-0-0	1-0-0	3-0-0	0-0-0	DNP
Grant, H	2-0-0	0-0-0	0-0-0	1-0-0	2-0-0	1-0-0	4-0-0	1-0-0	1-0-0	INJ	INJ
Hammond, R	DNP	1-0-0	3-0-0	2-0-0	2-0-0	2-0-0	1-0-0	1-0-0	0-0-0	0-0-0	0-0-0
Humphrey, D	0-0-0	0-0-0	1-0-0	2-0-0	0-0-0	0-0-0	2-0-0	0-0-0	2-0-0	4-0-0	0-0-0
Rhodes, Bob.	DNP	DNP	DNP	DNP	DNP	DNP	2-0-0	2-0-0	4-1-0	2-0-0	DNP
Rhodes, Bill.	0-0-0	0-0-0	0-0-0	0-0-0	0-0-0	0-0-0	2-0-0	1-0-0	3-0-0	2-0-0	0-0-0
Simon, C	3-1-0	INJ	3-0-0	INJ	1-0-0	INJ	INJ	INJ	INJ	INJ	INJ
Walker, C	2-0-0	0-0-0	0-0-0	1-0-0	0-0-0	0-0-0	1-0-0	0-0-0	0-0-0	0-0-0	0-0-0
Tulloch, D	1-0-0	0-0-0	0-0-0	1-0-0	0-0-0	0-0-0	2-0-0	0-0-0	1-0-0	0-0-0	DNP

****NOTE:** Tackles for Loss and Sacks are separated in game-by-game tackles, but total defensive stats include sacks in the tackles for loss total.

Peter Boulware and Reinard Wilson were both named first team Associated Press All-Americans in 1996. The two defensive ends combined for 69.5 career quarterback sacks. Boulware set the single season FSU record with 19, while Wilson left with the career record of 34.5.

1996 Highs & Lows

FLORIDA STATE INDIVIDUALS

RUSHING

Longest Run From Scrimmage: 80 yards, Warrick Dunn at Miami (career-long)
 Most Rushing Attempts: 26 carries, Warrick Dunn vs Virginia (131 yards)
 Most Yards Rushing: 185 yards, Warrick Dunn vs. Florida (24 carries)
 Most TD's Rushing: 2, Warrick Dunn vs. Wake Forest (15 carries), MD (16 carries) 2, Pooh Bear Williams vs. Florida (5 carries)

PASSING

Longest Pass Play: 77 yards, Thad Busby to Warrick Dunn vs. USM (TD)
 Most Passes Attempted: 39 (20 completed) by Dan Kendra vs. Wake Forest
 Most Passes Completed: 25 (36 attempts) by Thad Busby vs. Virginia
 Most Yards Passing: 316 yards, Thad Busby vs. Virginia
 Most TD Passes Thrown: 4, Thad Busby vs. Clemson

RECEIVING

Most Receiving Yards: 156 yards (5 receptions), E.G. Green vs. Clemson
 Most Receptions in a Game: 7 receptions (102 yards), Andre Cooper vs. Virginia
 Most TD Receptions in a Game: 2 Laveranues Coles vs. Southern Miss

DEFENSE

Most Interceptions in a Game: 1 by several players
 Longest Interception Return: 61 yards, Shevin Smith at NC State
 Most Total Tackles: 17, Daryl Bush at Georgia Tech
 Most Unassisted Tackles: 11, Reinard Wilson vs. Duke and Daryl Bush at Georgia Tech
 Most Quarterback Sacks: 4, Reinard Wilson at Miami

SPECIAL TEAMS

Longest Field Goal: 49 yards, Scott Bentley vs. Maryland (career-long)
 Most FG's in a Game: 3, Scott Bentley (twice) vs. Duke and Wake Forest
 Longest Punt: 76 yards, Sean Liss at Miami (career-long)
 Most Punts in a Game: 9, Sean Liss vs. UNC (47.2 yard average), vs. Florida (47.3 average)
 Best Punting Average: 47.8 yards, Sean Liss on six punts vs. Duke** averaged 59.0 yards on two punts at Miami
 Longest Kickoff Return: 48 yards, Peter Warrick vs. Duke
 Longest Punt Return: 79 yards, Dee Feaster vs. Clemson (TD)

MOST YARDS TOTAL OFFENSE: 195, Warrick Dunn vs. Florida (185 rush, 10 pass)

OPPONENT INDIVIDUALS

RUSHING

Longest Run from Scrimmage: 80 yards, Morgan Kane, Wake Forest (TD)
 Most Rushes in a Game: 27, Danyell Ferguson, Miami (81 yards)
 Most TD's Rushing: 1 by several players

PASSING

Most Yards Passing: 362, by Danny Wuerffel, Florida (23-of-48)
 Most Completions: 23, by Danny Wuerffel, Florida (23-of-48)
 Most Attempts: 48, by Danny Wuerffel, Florida (23-of-48)
 Longest Pass Play: 50, Danny Wuerffel to Reidel Anthony
 Most TD's Passing: 3, by Danny Wuerffel, Florida
 Most INT's Passing: 3, by Danny Wuerffel, Florida

SPECIAL TEAMS

Longest Field Goal: 41 yards, Joe O'Donnell (Maryland)
 Most Field Goals: 1, three players Longest Punt: 67 yards, John Krueger (Duke)
 Longest Kickoff Return: 96 yards, Alvis Whitted, NC State (TD)
 Longest Punt Return: 27 yards, Lee (Southern Miss)
 Longest Interception Return: 52 yards, Alexander (Southern Miss)

TEAM HIGHS & LOWS

	FLORIDA STATE	OPPONENT
Points Scored		
HIGH	54 vs. USM	24 by Virginia
LOW	10 vs. N. Carolina	0 by N. Carolina
Total Offense		
HIGH	548 vs. USM	443 by Florida
LOW	213 vs. N. Carolina	91 by Duke
First Downs Rushing		
HIGH	13 vs. Maryland	6 by Miami
LOW	5 vs. Duke, UNC	0 by USM
First Downs Passing		
HIGH	16 at NC State	16, by Florida
LOW	2 vs. N. Carolina	2 by Duke
Total Plays		
HIGH	88 vs. Virginia	79 by Georgia Tech
LOW	53 vs. N. Carolina	58 by USM
Rushing Yards		
HIGH	265 at Georgia Tech	155 by Georgia Tech
LOW	120 vs. Wake Forest	-13 by USM
Rushing Attempts		
HIGH	52 vs. Virginia	52 by Georgia Tech
LOW	30 vs. Clemson	28 by Florida
Passing Yards		
HIGH	379 vs. USM	362 by Florida
LOW	65 vs. N. Carolina	78 by Duke
Passes Completed		
HIGH	25 vs. Virginia	23 by Florida
LOW	8 at Miami	10 by Virginia
Passes Attempted		
HIGH	42 at NC State	48 by Florida
LOW	17 vs. UNC, Miami	21 by USM
Passes Had Intercepted		
HIGH	3 at Georgia Tech	3 by Virginia
LOW	0 at Miami, WF, UF	0 vs. Duke, WF
Penalties		
HIGH	12 vs. Florida	10 by Maryland
LOW	6 vs. Virginia	2 by Virginia
Yards Penalized		
HIGH	143 vs. Florida	83 by Maryland
LOW	49 at Miami	20 by N. Carolina
Fumbles		
HIGH	3 at Georgia Tech	5 by Duke
LOW	1 vs. five games	0 by NC State, USM
Fumbles Lost		
HIGH	2 vs. Clemson, UVA	4 by Duke
LOW	0 vs. four games	0 by five teams

1996 Honor Roll

CHAD BATES

All-ACC First Team

SCOTT BENTLEY

Lou Groza Award Semifinalist
ACC Specialist of the Week vs. Wake
Forest

PETER BOULWARE

1st Team Associated Press All-American
Football News Defensive Player of the Year
Football Writer's All-American
ACC Defensive Player of the Year
Football News All-American
All-ACC First Team
ACC Defensive Lineman of the Week vs. North Carolina, Virginia
Atlanta Touchdown Club Defensive Player of the Year

THAD BUSBY

2nd Team All-ACC
ACC Offensive Back of the Week vs. Clemson, Virginia

DARYL BUSH

Butkus Award Semifinalist
CFA Scholar-Athlete Team
Jim Tatum Award recipient
CoSIDA Academic All-America
2nd Team All-ACC Team
ACC Honor Roll
Golden Torch Award – 1996 (highest GPA of all male student-athletes)
Honda Scholar-Athlete of the Game – 1996 vs. Clemson
Burger King Scholar-Athlete of the Week – 1996 vs. Miami

BYRON CAPERS

All-ACC First Team

ANDRE COOPER

All-ACC First Team

VERNON CRAWFORD

ACC Defensive Back of the Week vs. Miami

WARRICK DUNN

Football Writers' All-American
1st Team *Playboy* All-America
All-ACC First Team
2nd Team Associated Press All-American

ACC Commissioner's Award
Doak Walker Award Semifinalist
Football News All-ACC Team
Playboy All-America Team
Atlanta Touchdown Club Offensive Player of the Year

TODD FORDHAM

2nd Team All-ACC
Football News All-ACC
ACC Offensive Lineman of the Week vs. Maryland
All-American Farm Team

E.G. GREEN

2nd Team All-ACC

WALTER JONES

2nd Team All-ACC
2nd Team Associated Press All-American
ACC Offensive Lineman of the Week vs. N.C. State

DAN KENDRA

ACC Rookie of the Week vs. Wake Forest

SEAN LISS

ACC Specialist of the Week vs. North Carolina

ANDREWADSWORTH

2nd Team All-ACC

REINARD WILSON

1st Team Associated Press All-American
Football Writers' All-American
Walter Camp All-American
Football News Second Team All-American
All-ACC First Team
Football News All-ACC
ACC Defensive Lineman of the Week vs. Duke, Miami
All-American Farm Team Honorable Mention

COACH BOBBY BOWDEN

Home Depot College Football National Coach of the Year

MICKEY ANDREWS

DEFENSIVE COORDINATOR
Broyles Award Winner



Daryl Bush was second on the team with 101 tackles last season and earned Academic All-America honors as well as winning the ACC's top academic award.



Reinard Wilson earned first team All-America honors in 1996 and left FSU as the all-time quarterback sack leader with 34.5.

1996 ACC Statistics

FINAL 1996 STANDINGS

TEAM	ACC					OVERALL					HM	RD	NU
	W	L	T	FOR	OPP	W	L	T	FOR	OPP			
Florida State	8	0	0	314	71	11	1	0	478	142	6-0	3-0	2-1
Virginia	5	3	0	219	112	7	5	0	341	203	5-1	2-3	1-0
Clemson	6	2	0	164	156	7	5	0	245	241	5-1	2-3	0-1
Georgia Tech	4	4	0	157	161	5	6	0	220	236	4-2	1-4	0-0
North Carolina	6	2	0	240	76	10	2	0	357	123	5-0	4-2	1-0
Maryland	3	5	0	118	205	5	6	0	187	239	4-1	1-4	0-1
N.C. State	3	5	0	199	285	3	8	0	268	401	2-3	1-4	0-1
Duke	0	8	0	105	242	0	11	0	162	379	0-5	0-6	0-0
Wake Forest	1	7	0	79	287	3	8	0	144	374	3-3	0-4	0-1

1996 ALL-ACC FOOTBALL

First Team

OFFENSE			DEFENSE		
POS	PLAYER	SCHOOL	POS	PLAYER	SCHOOL
WR	Andre Cooper, Sr.	Florida State	DL	Peter Boulware, Jr.	Florida State
WR	Harvey Middleton, Jr.	Georgia Tech	DL	Greg Ellis, Jr.	North Carolina
OT	Jim Bundren, Jr.	Clemson	DL	Reinard Wilson, Sr.	Florida State
OG	Chad Bates, Sr.	Florida State	DL	Trevor Price, Jr.	Clemson
OG	Jeremy Raley, Sr.	Virginia	LB	Anthony Simmons, So.	Clemson
C	Jeff Saturday, Jr.	North Carolina	LB	Jamie Sharper, Sr.	Virginia
TE	Freddie Jones, Sr.	North Carolina	LB	Brian Simmons, Jr.	North Carolina
QB	Chris Keldorf, Jr.	North Carolina	DB	Ronde Barber, Jr.	Virginia
RB	Tiki Barber, Sr.	Virginia	DB	Dre' Bly, FR.	North Carolina
RB	Warric Dunn, Jr.	Florida State	DB	Byron Capers, Sr.	Florida State
PK	Marc Primanti, Sr.	N. C. State	DB	Anthony Poindexter, So.	Virginia
SP	Leon Johnson, Sr.	North Carolina	P	Will Brice, Sr.	Virginia

Second Team

OFFENSE			DEFENSE		
POS	PLAYER	SCHOOL	POS	PLAYER	SCHOOL
WR	Desmond Clark, So.	Wake Forest	DL	Todd White, Sr.	Virginia
WR	E.G. Green, Jr.	Florida State	DL	Andre Wadsworth, Jr.	Florida State
OT	Todd Fordham, Sr.	Florida State	DL	Rick Terry, Sr.	North Carolina
OT	Walter Jones, Jr.	Florida State	DL	Duane Ashman, Jr.	Virginia
OG	Glen Roundtree, Jr.	Clemson	LB	Kivuusama Mays, Jr.	North Carolina
OG	Lonnie Gilbert, Jr.	N.C. State	LB	James Farrior, Jr.	Virginia
C	Jamie Trimble, Jr.	Clemson	LB	Daryl Bush, Jr.	Florida State
TE	Lamont Hall, Sr.	Clemson	DB	Omar Brown	North Carolina
QB	Thad Busby, Jr.	Florida State	DB	Nate Perryman, Sr.	Georgia Tech
RB	Raymond Priestner, Jr.	Clemson	DB	Robert Williams, So.	North Carolina
RB	Leon Johnson, Sr.	North Carolina	DB	Dexter McCleon, Sr.	Clemson
PK	Rafael Garcia, Sr.	Virginia	P	John Krueger, Sr.	Duke
SP	Tiki Barber, Sr.	Virginia			

ALL-ACC SELECTIONS OF THE YEAR

PLAYER OF THE YEAR	Tiki Barber, RB, Virginia
OFFENSIVE PLAYER OF THE YEAR	Tiki Barber, RB, Virginia
DEFENSIVE PLAYER OF THE YEAR	Peter Boulware, Florida State
ROOKIE OF THE YEAR	Dre' Bly, North Carolina
COACH OF THE YEAR	Mack Brown, North Carolina

1996 SEASON IN REVIEW

ACC PLAYERS OF THE WEEK

Offensive Backs

9/2	Leon Johnson, NC
9/9	Chris Keldorf, NC
9/16	Tiki Barber, UVA
9/23	Warrick Dunn, FSU
9/30	Tiki Barber, UVA
10/5	Thad Busby, FSU
10/12	Warrick Dunn, FSU
10/19	Raymond Priestler, CU
10/26	Thad Busby, FSU
11/2	Chris Keldorf, NC
11/9	Kelton Dunnigan, CU
11/16	Warrick Dunn, FSU
11/23	Leon Johnson, NC

Offensive Linemen

9/2	Jeff Saturday, NC
9/9	Doug Marsigli, WF
9/16	Curtis McGee, GT
9/23	Walter Jones, FSU
9/30	Jim Bundren, CU
10/5	Seamus Murphy, NCS
10/12	Tom Dombalis, NCS
10/19	Jamie Trimble, CU
10/26	Freddie Jones, NC
11/2	Jamie Trimble, CU
11/9	Glenn Roundtree, CU
11/16	Tom Locklin, UVA
11/23	Todd Fordham, FSU

Defensive Linemen

9/2	Delbert Cowsette, MD
9/9	Reinard Wilson, FSU
9/16	Eric Barton, MD
9/23	Duane Ashman, UVA
9/30	Peter Boulware, FSU
10/5	Ron Rogers, GT
10/12	Reinard Wilson, MD
10/19	Raymond White, CU
10/26	Peter Boulware, FSU
11/2	Trevor Pryce, CU
11/9	Anthony Simmons, CU
11/16	Mond Wilson, CU
11/23	Trevor Pryce, CU

Defensive Backs

9/2	Omar Brown, NC
9/9	D'Angelo Soloman, WF
9/16	Jamie Sharper, UVA
9/23	Dre' Bly, NC
9/30	Jamie Farrior, UVA
10/5	Nathan Perryman, GT
10/12	Vernon Crawford, FSU
10/19	Anthony Poindexter, UVA
10/26	James Farrior, UVA
11/2	Jamie Sharper, UVA
11/9	Brian Simmons, NC
11/16	Jamie Sharper, UVA

Specialists

9/2	Bill Hollows, WF
9/9	Joe Rowe, UVA
9/16	Will Brice, UVA
9/23	Alvis Whitted, NCS
9/30	Sean Liss, FSU
10/5	Leon Johnson, NC
10/12	Mark Primanti, NCS
10/19	Rafael Garcia, UVA
10/26	Will Brice, UVA
11/2	Leon Johnson, NC
11/9	Scott Bentley, FSU
11/16	Rafael Garcia, UVA
11/23	Mark Primanti, NCS

Rookies

9/2	Dre' Bly, NC
9/9	Joe Hamilton, GT
9/16	Joe Hamilton, GT
9/23	Dre' Bly, NC
9/30	Joe Hamilton, GT
10/5	none selected
10/12	Jamie Barnette, NCS
10/19	Harold Westley, MD
10/26	Letavious Wilks, DU
11/2	Shannon Taylor, UVA
11/9	Dan Kendra, FSU
11/16	Antwan Harris, UVA
11/23	Joe Hamilton, GT

SEMINOLE ACC PLAYERS OF THE WEEK

1992

WEEK	PLAYER (AWARD)
Sept. 7	Marvin Jones (DL)
Sept. 21	Robert Stevenson (OL), Marvin Jones (DL), Corey Sawyer (DB), Tamarick Vanover (Rookie)
Sept. 28	Tamarick Vanover (Rookie)
Oct. 5	Carl Simpson (DL), Tamarick Vanover (Rookie)
Nov. 2	Robert Stevenson (OL)
Nov. 9	Charlie Ward (OB)
Nov. 16	Clay Shiver (OL), Clifton Abraham (DB), Tamarick Vanover (Rookie)

1993

Sept. 4	Tyrant Marion (DL)
Sept. 11	Charlie Ward (OB), Lonnie Johnson (OL), Derrick Brooks (DB)
Sept. 18	Derrick Alexander (DL), Derrick Brooks (DB)
Oct. 2	Derrick Alexander (DL)
Oct. 9	Forrest Conoly (OL), Devin Bush (DB)
Oct. 16	Charlie Ward (OB)
Oct. 30	Warrick Dunn (OB), Clay Shiver (OL)
Nov. 6	Danny Kanell (OB)
Nov. 13	Kez McCorvey (OB)
Nov. 20	Corey Sawyer (DB)

1994

Sept. 10	Clay Shiver (OL), Melvin Pearsall (TE)
Sept. 17	Clay Shiver (OL), Derrick Brooks (DB)
Oct. 24	Derrick Alexander (DE)
Oct. 31	Kez McCorvey (WR), Andre Wadsworth (Rookie)
Nov. 12	Warrick Dunn (OB), Patrick McNeil (OL), Rock Preston (Rookie)
Nov. 19	Patrick McNeil (OL)
Nov. 26	Danny Kanell (OB), Corey Fuller (DB)

1995

Sept. 4	Clay Shiver (OL), Danny Kanell (QB)
Sept. 11	Warrick Dunn (OB), Jesus Hernandez (OT)
Sept. 18	Peter Boulware (DE)
Oct. 16	Danny Kanell (QB)
Oct. 23	Todd Rebol (OLB), Danny Kanell (QB)
Nov. 13	Mario Edwards (FS)

1996

Sept. 9	Reinard Wilson (DL)
Sept. 23	Warrick Dunn (OB), Walter Jones (OL)
Sept. 30	Peter Boulware (DL), Sean Liss (SP)
Oct. 5	Thad Busby (OB)
Oct. 12	Vernon Crawford (DB), Warrick Dunn (OB), Reinard Wilson (DL)
Oct. 26	Peter Boulware (DL), Thad Busby (OB)
Nov. 9	Scott Bentley (SP), Dan Kendra (Rookie)



Dan Kendra earned ACC Rookie of the Week honors after his only career start against Wake Forest last year. Kendra stepped in for Thad Busby who missed the game with a fractured left wrist.

KEY: OB-Offensive Back, OL-Offensive Lineman, DL-Defensive Lineman (includes inside linebackers), DB-Defensive Back (includes outside linebackers).

1996 SEASON IN REVIEW

ACC FINAL INDIVIDUAL STATISTICS

Total Offense

PLAYER	SCHOOL	GP	RUN	PASS	PLY	TOT	PP	TDR	PG
Brian Kuklick, So.	WF	11	-72	2526	476	2454	5-2	11	223.1
Chris Keldorf, Jr.	UNC	11	-117	2347	394	2230	5.7	23	202.7
Thad Busby, Jr.	FSU	10	-36	1866	296	1830	6.2	17	226.3
Jamie Barnette, Fr.	NCS	10	63	1594	301	1657	5.5	13	165.7
Tim Sherman, Sr.	UVa	11	228	1572	272	1800	6.6	7	163.6
Joe Hamilton, Fr.	GaT	11	390	1462	319	1852	5.6	10	159.0
Nealon Greene, Jr.	CU	11	200	1380	272	1580	5.8	10	143.6
Tim Barber, Sr.	UVa	11	1360	0	252	1360	5.4	14	123.6
Brian Cummings, Jr.	Md	9	-132	1127	237	995	4.2	9	110.6
Raymond Priester, Jr.	CU	11	1194	0	232	1194	5.2	6	108.6

All-Purpose Yardage

PLAYER	SCHOOL	GP	RUN	REC	PR	KR	TOT	PLY	PP	PG
Tiki Barber, Sr.	UVa	11	1360	258	241	0	1859	291	6.4	169.0
Leon Johnson, Sr.	UNC	11	913	381	191	347	1832	308	6.0	166.6
Warrick Dunn, Sr.	FSU	11	1180	355	0	0	1535	219	7.0	139.6
Charlie Rogers, So.	GaT	11	551	240	60	626	1477	160	9.2	134.3
Raymond Priester, Jr.	CU	11	1194	115	0	0	1309	247	5.3	119.0
Harvey Middleton, Jr.	GaT	11	0	804	129	0	933	76	12.3	84.8
C.J. Williams, Jr.	GaT	10	663	150	0	0	813	189	4.3	81.3
Tremayne Stephens, Jr.	NCS	11	771	57	0	0	828	172	4.8	75.3
Thabiti Davis, Sr.	WF	11	0	792	0	0	792	60	13.2	72.0
Peter Warrick, Fr.	FSU	11	20	467	114	188	789	49	16.1	71.7

Passing Efficiency

PLAYER	SCHOOL	GP	ATT	CMP	PCT	YDS	TD	INT	PTS
Chris Keldorf, Jr.	UNC	11	338	201	.595	1380	23	5	137.29
Thad Busby, Jr.	FSU	10	243	134	.551	1866	16	12	131.50
Nealon Greene, Jr.	CU	11	199	105	.528	1380	8	8	116.20
Joe Hamilton, Fr.	GaT	10	188	108	.574	1342	7	3	115.87
Jamie Barnette, Fr.	NCS	10	226	102	.451	1594	9	6	112.21
Tim Sherman, Sr.	UVa	11	203	102	.502	1572	4	11	110.96
Brian Cummings, Jr.	Md	9	173	92	.532	1127	7	9	110.85
Brian Kuklick, So.	WF	11	396	205	.518	2526	11	13	108.00

Scoring Leaders

PLAYER	SCHOOL	GP	TDs	TDR	TDP	PAT	FG	PTS	PG
Scott Bentley, Sr.	FSU	11	0	0	0	52-53	16-18	100	9.09
Rafael Garcia, Sr.	UVa	11	0	0	0	33-33	21-27	96	8.73
Tiki Barber, Sr.	UVa	11	15	14	0	0	0	90	8.18
Marc Primanti, Sr.	NCS	11	0	0	0	24-24	20-20	84	7.64
Warrick Dunn, Sr.	FSU	11	14	12	2	0	0	84	7.64
Leon Johnson, Sr.	UNC	11	12	10	0	0	0	72	6.55
Josh McGee, Fr.	UNC	11	0	0	0	36-38	9-17	63	5.73
C.J. Williams, Jr.	GaT	10	9	7	2	0	0	54	5.40
Joe O'Donnell, Sr.	Md	11	0	0	0	15-17	11-15	48	4.36
Raymond Priester, Jr.	CU	11	7	6	1	1	0	44	4.00

Tackle Leaders

PLAYER	SCHOOL	GP	PRI	AST	TFL	SACK	TOT	PG
Anthony Simmons, So.	CU	11	83	81	15-49	7-31	164	14.9
Keith Brooking, Jr.	GaT	11	92	55	7-37	3-24	147	13.3
Billy Granville, Sr.	DU	11	61	73	3.5-23	0.5-11	134	12.2
Kelvin Moses, So.	WF	11	72	56	10-36	2-16	128	11.6
Jamie Sharper, Sr.	UVa	11	77	46	17-80	6.5-52	123	11.2
Ron Rogers, Jr.	GaT	10	67	45	8-46	3-25	112	11.2
Mond Wilson, Jr.	CU	11	46	73	6-24	2-15	119	10.8
Kivusama Mays, Jr.	UNC	11	64	48	7-21	2-13	112	10.1
Morocco Brown, Jr.	NCS	11	72	36	6-26	4-23	108	9.8
James Farris, Sr.	UVa	11	76	31	13-86	6.5-69	107	9.7
Tawambi Settles, Jr.	DU	11	84	22	3-13	0	106	9.6
Eric Barton, So.	Md	11	57	49	6-13	2-17	106	9.6
Reinard Wilson, Sr.	FSU	11	57	48	22-92	13.5-67	105	9.5
Chike Egbuniwe, Jr.	DU	11	52	51	2-2	0	103	9.4
Daryl Bush, Jr.	FSU	11	44	57	7-22	2.5-13	101	9.2
Ratcliff Thomas, Sr.	Md	9	44	37	7-21	3-19	81	9.0
Henri Crockett, Sr.	FSU	11	52	46	12-33	4.5-22	98	8.9
Anthony Poindexter, Sr.	UVa	11	39	59	3-11	0	98	8.9
Brian Simmons, Jr.	UNC	10	41	44	9-41	2-20	85	8.5
Duane Everett, Jr.	NCS	11	58	34	8-26	2.5-12	92	8.4

1 9 9 6 S E A S O N I N R E V I E W

QB Sacks

Peter Boulware	FSU	19
Reinard Wilson	FSU	13.5
Greg Ellis	UNC	12.5
Duane Ashman	UVa	8
Chris Combs	DU	8
Jermaine Miles	GaT	8
Eric Obgbogu	Md	7
Anthony Simmons	CU	7

Tackles For Losses

Reinard Wilson	FSU	22
Peter Boulware	FSU	20
Greg Ellis	UNC	18
Trevor Pryce	CU	17
Jamie Sharper	UVa	17
Rick Terry	UNC	16.5
Hicks & Obgbogu	MD	15
Anthony Simmons	UC	15

Passes Broken Up

Robert Williams	UNC	23
Dre' Bly	UNC	13
Jimmy Clements	GaT	10
James Colzie	FSU	10
Byron Capers	FSU	8
Chad Scott	Md	8
Tom Stuetzer	WF	8
Six tied with		7

Field Goal Leaders

PLAYER, SCHOOL	G	FGA	FGM	LG	PCT	PG
Rafael Garcia, UVa	11	27	21	46	.778	1.91
Marc Primanti, NCS	11	20	20	48	1.000	1.82
Scott Bentley, FSU	11	18	16	49	.889	1.45
Joe O'Donnell, Md	11	15	11	45	.733	1.0
Josh McGee, UNC	11	17	9	49	.529	0.82
Sims Lenhardt, DU	11	15	9	47	.600	0.82
David Frakes, GaT	11	11	8	47	.727	0.7

Kickoff Returns

PLAYER, SCHOOL	G	NO	YDS	LG	TD	AVG
Leon Johnson, UNC	11	14	347	94	1	24.8
Charlie Rogers, GaT	11	26	626	76	0	24.1
Chad Scott, Md	11	23	534	55	0	23.2
Alvis Whitted, NCS	11	20	455	96	1	22.8
Jamie Deese, WF	11	16	339	36	0	21.2
Terrence Wilkins, UVa	10	14	290	34	0	20.7
Myles Savage, WF	11	16	323	32	0	20.2
Richmond Flowers, DU	11	27	512	40	0	19.0

Receptions

PLAYER, SCHOOL	G	REC	YDS	AVG	TD	PG
Jarvey Middleton, GaT	11	64	804	12.6	3	5.8
Desmond Clark, WF	11	61	782	12.8	6	5.6
Thabiti Davis, WF	11	60	792	13.2	3	5.5
Na Brown, UNC	11	52	534	10.3	4	4.7
Jimmy Grissett, NCS	11	50	751	15.0	5	4.6
L.C. Stevens, UNC	11	44	771	17.5	7	4.0
Leon Johnson, UNC	11	39	381	9.8	0	3.6
Corey Thomas, DU	11	38	527	13.9	4	3.5
Germaine Crowell, UVa	10	33	687	20.8	3	3.3
Geroy Simon, Md	11	35	534	15.3	3	3.2

Receiving Yardage Per Game

PLAYER, SCHOOL	G	REC	YDS	AVG	TD	PG
Harvey Middleton, GaT	10	64	804	12.6	3	73.1
Thabiti Davis, WF	11	60	792	13.2	3	72.0
Desmond Clark, WF	11	61	782	12.8	6	71.1
L.C. Stevens, UNC	11	44	771	17.5	7	70.1
Germaine Crowell, UVa	10	33	687	20.8	3	68.7
Jimmy Grissett, NCS	11	50	751	15.0	5	68.3
E.G. Green, FSU	11	34	662	19.5	7	60.2
Geroy Simon, Md	11	35	534	15.3	3	48.5
Na Brown, UNC	11	52	534	10.3	4	48.5
Corey Thomas, DU	11	38	527	13.9	4	47.9

Punting

PLAYER, SCHOOL	G	NO	YDS	BLK	LG	AVG
John Krueger, DU	11	58	2619	1	67	45.2
Will Brice, UVa	11	52	2323	0	67	44.7
Sean Liss, FSU	11	61	2670	1	76	43.8
Derrick DePreist, UNC	11	54	2087	4	52	38.7
Rodney Williams, GaT	11	53	2034	0	77	38.4
Jay Dukes, NCS	9	36	1382	0	53	38.4
Tripp Moore, WF	11	72	2711	2	57	37.7
Kevin Laird, CU	11	59	2186	0	52	37.1
Russell Edwards, Md	11	73	2663	1	76	36.5

Punt Returns

PLAYER, SCHOOL	G	NO	YDS	LG	TD	AVG
Tiki Barber, UVa	11	19	241	74	1	12.7
Nathan Perryman, GaT	11	18	219	72	1	12.2
Geroy Simon, Md	11	14	147	23	0	10.5
Dee Feaster, FSU	11	25	244	79	2	9.8
Tony Scott, NCS	11	17	165	39	0	9.7
D'Angelo Solomon, WF	11	18	157	16	0	8.7
Dre' Bly, UNC	11	18	128	25	0	7.1
Adam Geis, DU	11	15	95	15	0	6.3

Interceptions

PLAYER, SCHOOL	G	INT	YDS	LG	TD	PG
Dre' Bly, UNC	11	11	141	51	1	1.0
Chad Scott, Md	11	5	14	14	0	.45
Brian Simmons, UNC	10	4	160	84	1	.40
Brian Wilkins, GaT	10	4	0	0	0	.40
Hassan Shamsid-Deen, NCS	10	4	28	22	0	.40
Anthony Poindexter, UVa	11	4	58	30	0	.36
Stephen Phelan, UVa	11	4	21	12	0	.36

Rushing

PLAYER, SCHOOL	G	ATT	YDS	AVG	TD	PG
Tiki Barber, UVa	11	250	1360	5.4	14	123.6
Raymond Priester, CU	11	232	1194	5.1	6	108.6
Warrick Dunn, FSU	11	189	1180	6.2	12	107.3
Leon Johnson, UNC	11	242	913	3.8	10	83.0
Tremayne Stephens, NCS	11	165	771	4.7	5	70.1
C.J. Williams, GaT	10	174	663	3.8	7	66.3
Letavious Wilks, DU	11	116	554	4.8	2	50.4
Charlie Rogers, GaT	11	115	551	4.8	2	50.1
Buddy Rodgers, Md	9	100	447	4.5	5	47.6
Margan Kane, WF	11	135	490	3.6	2	44.6
Brian Underwood, Md	11	97	449	4.6	1	40.8
Rock Preston, FSU	10	49	386	7.9	5	38.6
Harold Westley, Md	11	116	421	3.6	2	38.3
Laymarr Marshall, DU	11	115	390	3.4	3	35.5
Kelton Dunnican, CU	11	72	368	5.1	4	33.5

1996 SEASON IN REVIEW

ACC FINAL TEAM STATISTICS

Total Offense

SCHOOL	PLAYS	YDS	PP	TD	PG
Florida State	759	4499	5.9	47	409.0
Virginia	755	4230	5.6	28	384.5
North Carolina	829	4043	4.9	40	367.6
N.C. State	790	3884	4.9	27	353.1
Clemson	725	3758	5.2	27	341.6
Georgia Tech	761	3683	4.8	21	334.8
Wake Forest	785	3511	4.5	16	319.2
Duke	749	3205	4.3	19	291.4
Maryland	748	2975	4.0	21	270.5

Rushing Offense

SCHOOL	ATT	YDS	PC	TD	PG
Clemson	501	2191	4.4	19	199.2
Virginia	460	2131	4.6	23	193.7
Florida State	424	1958	4.6	22	178.0
Georgia Tech	499	1821	3.7	12	165.6
N.C. State	454	1540	3.4	15	140.0
Maryland	477	1490	3.1	13	135.5
North Carolina	456	1305	2.9	15	118.6
Duke	400	1144	2.9	8	104.0
Wake Forest	344	716	2.1	4	65.1

Passing Offense

SCHOOL	CP-ATT	PCT	YDS	TD	INT	PG
Wake Forest	441-223	.506	2795	12	14	254.1
North Carolina	373-226	.606	2738	25	6	248.9
Florida State	335-181	.540	2541	25	14	231.0
N.C. State	335-155	.463	2344	12	10	213.1
Virginia	295-140	.475	2099	5	18	190.8
Duke	349-186	.553	2061	11	12	187.4
Georgia Tech	262-144	.550	1862	9	16	169.3
Clemson	224-120	.536	1567	8	9	142.5
Maryland	267-129	.483	1485	8	12	135.0

Scoring Offense

SCHOOL	TD	KX	OX	FG	S	PTS	PG
Florida State	54	52	0	16	1	426	38.7
North Carolina	45	38	1	9	0	337	30.6
Virginia	36	36	0	22	1	320	29.1
N.C. State	30	24	2	20	0	268	24.4
Clemson	30	26	1	10	0	238	21.6
Georgia Tech	25	23	1	15	0	220	20.0
Maryland	22	16	3	11	0	187	17.0
Duke	19	15	2	9	1	162	14.6
Wake Forest	17	10	1	10	0	144	13.1

Kickoff Returns

SCHOOL	RET	YDS	LG	TD	AVG
Florida State	22	519	31	0	23.8
Georgia Tech	35	793	76	0	22.7
North Carolina	19	416	94	1	21.9
Maryland	34	736	55	0	21.7
N.C. State	50	1049	50	1	21.0
Clemson	36	740	55	0	20.6
Virginia	28	573	82	1	20.5
Wake Forest	44	841	40	0	17.5
Duke	54	944	40	0	17.5

Total Defense

SCHOOL	PLAYS	YDS	PP	TD	PG
North Carolina	640	2482	3.8	12	225.6
Florida State	776	2524	3.3	14	229.5
Virginia	790	3251	4.1	20	295.5
Maryland	163	3520	4.6	28	320.0
Clemson	736	3779	5.1	25	343.6
Georgia Tech	724	3832	5.3	25	348.4
Duke	769	4468	5.8	39	406.2
N.C. State	810	4706	5.8	45	427.8
Wake Forest	867	5235	6.0	43	475.9

Rushing Defense

SCHOOL	ATT	YDS	PC	TD	PG
Florida State	418	649	1.6	5	59.0
North Carolina	334	813	2.4	5	73.9
Virginia	449	1188	2.6	10	108.0
Clemson	443	1547	3.5	14	140.6
Maryland	465	1549	3.3	16	140.8
Georgia Tech	412	1635	4.0	13	148.6
Duke	511	2280	4.5	22	207.3
N.C. State	509	2501	4.9	25	227.4
Wake Forest	537	2798	5.2	27	254.4

Passing Efficiency Defense

SCHOOL	CP-ATT	PCT	YDS	TD	INT	PTS
North Carolina	326-148	.454	1669	20	7	83.2
Florida State	358-162	.453	1875	11	9	91.4
Virginia	341-182	.534	2063	20	10	102.1
Maryland	298-159	.534	1971	15	12	111.5
Georgia Tech	312-177	.567	2197	13	12	120.2
Clemson	293-156	.532	2232	7	11	124.8
Wake Forest	330-190	.576	2435	7	16	131.3
N.C. State	301-166	.551	2205	9	20	132.6
Duke	262-148	.565	2188	5	16	143.0

Scoring Defense

SCHOOL	TD	KX	OX	FG	S	PTS	PG
North Carolina	13	11	0	7	0	110	10.0
Florida State	15	14	0	6	0	122	11.1
Virginia	21	19	0	9	0	172	15.6
Clemson	26	23	2	16	0	231	21.0
Georgia Tech	29	25	1	11	1	236	21.5
Maryland	30	26	2	9	1	239	21.6
Wake Forest	45	42	0	20	1	374	34.0
Duke	47	38	1	19	0	379	34.5
N.C. State	54	41	41	3	10	401	36.5

Punt Returns

SCHOOL	RET	YDS	LG	TD	AVG
Virginia	23	304	74	3	13.2
Georgia Tech	32	408	72	1	12.8
Maryland	26	314	35	0	12.1
N.C. State	22	229	39	1	10.4
North Carolina	31	319	39	1	10.3
Florida State	41	411	79	2	10.0
Wake Forest	20	189	13	1	9.6
Duke	19	110	17	0	5.8
Clemson	19	104	51	0	5.5

Net Punting

SCHOOL	PUNTS	RETURN	NET
Florida State	62-43.1	24-187	40.1
Virginia	58-42.6	24-253	38.3
Georgia Tech	55-37.3	16-77	35.9
Duke	63-43.9	33-526	35.6
Wake Forest	81-35.8	25-157	33.8
Maryland	76-35.3	26-154	33.3
Clemson	60-36.8	20-245	32.8
N.C. State	60-35.5	25-260	31.2
North Carolina	69-35.6	40-311	31.1

3rd Down Conversions — Offense

SCHOOL	G	CON	ATT	PCT
North Carolina	11	96	190	.505
Florida State	11	62	156	.397
Georgia Tech	11	62	167	.371
Clemson	11	57	154	.370
N.C. State	11	62	174	.356
Duke	11	48	154	.312
Virginia	11	49	158	.310
Wake Forest	11	53	179	.296
Maryland	11	45	172	.262

1996 SEASON IN REVIEW

Quarterback Sacks

SCHOOL	SACKS	YARDS	PG
Florida State	67	359	6.1
Clemson	44	289	4.0
North Carolina	42	315	3.8
Virginia	40	324	3.6
Maryland	34	234	3.1
Georgia Tech	30	217	2.7
N.C. State	22	133	2.0
Duke	19	133	1.7
Wake Forest	13	102	1.2

Time of Possession

SCHOOL	FOR	OPP	MARGIN
North Carolina	34:27	25:33	+8:54
Georgia Tech	31:04	28:56	+2:08
Clemson	30:43	29:15	+1:30
N.C. State	29:10	30:50	-1:40
Duke	29:08	30:52	-1:44
Virginia	28:55	31:05	-2:10
Maryland	28:52	31:08	-2:16
Florida State	28:44	31:16	-2:32
Wake Forest	26:55	33:05	-6:10

First Downs Per Game

SCHOOL	RUN	PASS	PEN	TOT	PG
North Carolina	70	127	19	216	19.6
Florida State	90	113	12	215	19.6
Virginia	98	97	14	209	19.0
N.C. State	86	102	16	204	18.06
Georgia Tech	96	92	9	197	17.9
Duke	79	94	19	192	17.5
Clemson	111	67	11	189	17.2
Wake Forest	47	122	14	183	16.6
Maryland	80	70	8	158	14.4

Turnover Margin

SCHOOL	—GAINED—			—LOST—			MAR
	FM	IN	TOT	FM	IN	TOT	
North Carolina	14	20	34	6	6	12	+2.00
Maryland	13	15	28	7	12	19	+0.82
Clemson	14	7	21	7	9	16	+0.45
Georgia Tech	10	13	23	6	16	22	+0.09
Virginia	13	20	33	15	18	33	Even
Florida State	12	13	23	9	14	23	Even
Wake Forest	13	7	20	13	14	27	-0.64
N.C. State	9	9	18	19	10	29	-1.00
Duke	10	5	15	20	12	32	-1.55

3rd Down Conversions — Defense

SCHOOL	G	CON	ATT	PCT
North Carolina	11	37	156	.237
Florida State	11	50	189	.265
Virginia	11	56	178	.315
Maryland	11	59	175	.337
Georgia Tech	11	54	151	.358
Clemson	11	71	169	.420
Duke	11	68	164	.415
N.C. State	11	72	163	.442
Wake Forest	11	78	173	.431

Kickoff Return Coverage


SCHOOL	RET	YDS	LG	TD	AVG
Georgia Tech	31	453	31	0	14.6
N.C. State	35	635	43	1	18.1
Duke	38	738	45	0	19.4
Maryland	30	594	55	0	19.8
Virginia	37	738	41	0	19.9
North Carolina	51	1060	55	0	20.8
Wake Forest	29	616	94	1	21.2
Clemson	36	803	50	0	22.3
Florida State	46	1087	98	1	23.6

Penalty Yardage

SCHOOL	PEN	YARDS	PG
Duke	50	423	38.5
North Carolina	63	507	46.1
Virginia	64	508	46.2
Wake Forest	62	516	46.9
Georgia Tech	62	527	47.9
Clemson	58	532	48.4
Maryland	69	608	55.3
N.C. State	84	662	60.2
Florida State	94	958	87.1

First Downs Allowed Per Game

SCHOOL	RUN	PASS	PEN	TOT	PG
North Carolina	50	76	9	135	12.3
Florida State	40	86	29	155	14.1
Virginia	69	94	9	172	15.6
Maryland	78	95	14	187	17.0
Georgia Tech	85	97	8	190	17.3
Clemson	83	95	15	193	17.6
Duke	116	88	10	214	19.5
N.C. State	135	96	8	239	21.7
Wake Forest	130	112	10	252	22.9



Junior Thad Busby led FSU through an undefeated regular season in 1996 and quarterbacked the ACC's top offensive unit in his first year as a starter.

Game 1: Florida State 44 - Duke 7

September 7, 1996 • Doak Campbell Stadium • Tallahassee, FL



Reinard Wilson (55) and Julian Pittman (95) made it tough on Duke's offense allowing the Blue Devils less than 100 yards of total offense, including just 13 rushing yards.

Florida State's defense held visiting Duke to just 91 yards of total offense in leading the third-ranked Seminoles to a 44-7 season-opening win over the Blue Devils in front of 70,181 fans in Doak Campbell Stadium.

The Seminole defense forced four turnovers, set up five FSU scores and limited the Blue Devils to 91 yards of total offense. It was the first time the Tribe held an opponent to less than 100 yards of total offense since Sept. 13, 1980, when Florida State limited Louisville to just 56 yards in a 52-0 win. FSU defensive ends Peter Boulware and Reinard Wilson led the charge, combining for 16 tackles, including four sacks.

Florida State's special teams also had an outstanding debut as Dee Feaster returned a punt for a touchdown and Scott Bentley connected on all three of his field goal attempts.

It was also FSU's special teams that set up the Tribe's first score of the 1996 campaign. Peter Warrick returned the opening kickoff 48 yards to the Duke 42-yard line. Seven plays later, junior quarterback Thad Busby, starting his first game at FSU, found Andre Cooper in the endzone for a 20-yard touchdown strike. Bentley's PAT gave Florida State a 7-0 lead.

The Tribe took a 10-0 advantage midway through the opening period when Bentley nailed a 23-yard field goal. The

score was set up when Florida State linebacker Vernon Crawford forced and recovered a Charles London fumble at the Duke 10-yard line.

FSU scored 17 second quarter points to take a 27-0 lead into the lockerroom at halftime. Bentley's 39-yard field goal culminated a 12-play, 41-yard Florida State drive to make the score 13-0. Three minutes later Busby and E.G. Green hooked up on a 12-yard scoring pass to make it 20-0. Feaster's 59-yard punt return for a touchdown gave the Seminoles a 27-point advantage with 1:17 left before halftime. It was Florida State's first punt return for a touchdown since Corey Sawyer's 74-yard gallop against North Carolina in 1992.

FSU's defense opened the second half by setting up another score when Andre Wadsworth caused a Laymarr Marshall fumble and Daryl Bush recovered at the Duke 39-yard line. Five plays later, Warrick Dunn scooted 17 yards around left end for a touchdown and a 34-0 lead.

Duke's only score of the day came late in the third quarter after FSU reserve quarterback Dan Kendra was sacked and fumbled at the Seminole seven-yard line. Marshall scored from one yard out four plays later to make it 34-7.

Florida State provided the final margin with 10 fourth quarter points on a one-yard quarterback sneak by Kendra and a 41-yard Bentley field goal.

In his first starting assignment, Busby completed 9-of-17 passes for 75 yards and was intercepted once. Dunn led the Florida State offense with 70 yards rushing on just 14 carries.

FSU's 221 yards of total offense was its lowest output since a 219-yard performance at Miami in 1994. The Tribe's 92 passing yards were its fewest since a 25-yard outing versus Tulane in 1984.

SCORE BY QUARTERS

	1	2	3	4	F
Duke	0	0	7	0	7
FSU	10	17	7	10	44

SCORING SUMMARY

First Quarter

FSU - Cooper 20 yd pass from Busby (Bentley kick), 12:57

FSU - Bentley 23 yd FG, 7:09

Second Quarter

FSU - Bentley 39 yd FG, 13:59

FSU - E.G. Green 12 yd pass from Busby (Bentley kick), 11:00

FSU - Feaster 59 yd punt return (Bentley kick), 1:17

Third Quarter

FSU - Dunn 17 yd run (Bentley kick), 10:59

Duke - Marshall 1 yd run (Lenhardt kick), 2:32

Fourth Quarter

FSU - Kendra 1 yd run (Bentley kick), 13:31

FSU - Bentley 41 yd FG, 9:57

TEAM STATISTICS

	FSU	DUKE
First Downs	11	12
Rushes-Yards	38-129	47-13
Passing Yards	92	78
Comp.-Att.-Int.	10-20-1	11-26-0
Plays-Total Offense	58-221	73-91
Punt Return Yards	98	30
Punts-Average	6-47.8	7-48.1
Fumbles-Lost	2-1	5-4
Interceptions-Yards	0-0	1-0
Penalties-Yards	11-96	5-36
Time of Possession	27:03	32:57
Third Down Conv.	4-13	4-18

INDIVIDUAL STATISTICS

RUSHING: FSU - Dunn 14-70; Abdullah 4-13; Busby 3-25; Feaster 2-2; Kendra 5-(-4); Coles 4-21; Williams 1-0; Warrick 1-(-5); Glenn 1-4; Gooch 3-3; **DUKE** - London 6-11; Marshall 15-11; Raced 2-1; Green 8-6; Wilks 8-12; Rader 5-(-1); Owens 1-(-3); Krueger 1-(-11); Team 1-(-13).

PASSING: FSU - Busby 9-17-75-2-1; Kendra 1-2-17-0-0; Dunn 0-1-0-0-0; **DUKE** - Green 6-12-40-0-0; Rader 4-11-34-0-0; Thompson 1-3-4-0-0.

RECEIVING: FSU - Cooper 3-28; E.G. Green 2-30; Dunn 2-2; Williams 1-(-4); Warrick 2-36; **DUKE** - Wilson 3-34; Owens 3-15; Ford 1-5; Montgomery 1-6; Marshall 1-13; Opalenick 1-4; Flowers 1-1.

Game 2: Florida State 51 - NC State 17

September 19, 1996 • Carter-Finley Stadium • Raleigh, NC

Before an ESPN Thursday night national television audience, third-ranked Florida State scored three touchdowns within a seven minute span of the first half and cruised to a 51-17 victory over Atlantic Coast Conference foe North Carolina State in Raleigh in front of 45,700.

Senior running back Warrick Dunn and junior quarterback Thad Busby ignited the Seminole attack, which churned out 527 yards of total offense. Dunn tied Greg Allen's career record with the 16th 100-yard rushing game of his Florida State career. Dunn finished the night with 108 yards and a touchdown on just 14 carries. Busby, working out of the Fast Break Offense for the majority of the night, completed 17-of-26 passes for 251 yards and two touchdowns.

The FSU defense built on its impressive season-opening performance by holding the Wolfpack to just 71 yards rushing and 196 total yards. The Seminoles recorded eight quarterback sacks, led by Peter Boulware with two.

Scott Bentley opened the game's scoring by drilling a field goal from 46 yards out with 4:56 remaining in the first quarter to give FSU a 3-0 lead.

The Seminoles extended their lead to 10-0 with a lightning-quick, two-play drive on their next possession. On the first play, Dunn seemed bottled up behind the line of scrimmage but cut back against the grain and raced 51 yards to the N.C. State 29-yard line. FSU scored on the next play when Busby rolled to his left, eluded a sack with a spin move, rolled back to his right and fired a 29-yard strike to a diving E.G. Green on the final play of the opening period.

FSU scored on its next possession when Dunn capped a 10-play drive that covered 75 yards with a one-yard TD run on fourth down to give the Tribe a 17-0 advantage.

FSU's defense forced the Wolfpack to punt after three plays and it would prove disastrous for NCSU. Cornerback Troy Saunders broke free from the left side to block N.C. State's punt. Byron Capers covered the loose ball in the end zone for a touchdown and a 24-0 Florida State lead.

The Seminoles lost their shutout

on the Wolfpack's first drive of the second half as Marc Primanti hit a 29-yard field goal to make it 24-3.

FSU responded on its next possession, driving 65 yards in five plays, culminating in a 29-yard Busby to Andre Cooper TD strike to give FSU a 31-3 advantage.

The Tribe's defense got into the scoring column late in the third period. Shevin Smith stepped in front of a Jose Laureano pass and raced 61 yards untouched with the interception for a touchdown. Bentley missed the point after, breaking a string of 44 in a row, giving Florida State a 37-3 lead.

The teams traded touchdowns in the fourth period. NC State scored on Tremayne Stephens' two-yard run and a 96-yard kickoff return by Alvis Whitted. Florida State scored on the first two touchdown passes of redshirt freshman Dan Kendra's career. Kendra hit Wayne Messam from 11 yards out and connected with Peter Warrick with a 13-yard scoring strike.

SCORE BY QUARTERS

	1	2	3	4	F
FSU	10	14	13	14	51
NCSU	0	0	3	14	17

SCORING SUMMARY

First Quarter
 FSU - Bentley 46 yd FG, 4:56
 FSU - E.G. Green 29 yd pass from Busby (Bentley kick), 0:00

Second Quarter
 FSU - Dunn 1 yd run (Bentley kick), 9:54
 FSU - Capers recovers blocked punt in end zone (Bentley kick), 8:23

Third Quarter
 NCSU - Primanti 29 yd FG, 9:49
 FSU - Cooper 29 yd pass from Busby (Bentley kick), 8:25
 FSU - S. Smith 61 yd interception return (kick failed), 3:21

Fourth Quarter
 NCSU - Stephens 2 yd run (Primanti kick), 13:00



Shevin Smith scored three defensive touchdowns during the 1996 season including a 61-yard interception return at NC State.

FSU - Messam 11 yd pass from Kendra (Bentley kick), 8:11
 NCSU - Whitted 96 yd kickoff return (Primanti kick), 7:57
 FSU - Warrick 13 yd pass from Kendra (Bentley kick), 4:21

TEAM STATISTICS

	FSU	NCSU
First Downs	27	17
Rushes-Yards	36-182	39-71
Passing Yards	345	125
Comp.-Att.-Int.	24-42-2	12-35-1
Plays-Total Offense	78-527	74-196
Punt Return Yards	11	18
Punts-Average	4-37.5	8-34.3
Fumbles-Lost	0-0	0-0
Interceptions-Yards	1-61	2-22
Penalties-Yards	10-103	5-37
Time of Possession	28:40	31:20
Third Down Conv.	9-17	3-19

INDIVIDUAL STATISTICS

RUSHING: FSU - Dunn 14-108; Busby 4-(-26); Preston 3-23; Abdullah 1-0; Kendra 5-25; Feaster 1-6; Coles 8-46; NCSU - Stephens 14-21; Brown 6-15; King 2-15; Laureano 11-20; Spikes 4-13; Chavis 1-(-1); Barnette 2-(-12).

PASSING: FSU - Busby 17-26-251-2-2; Kendra 7-16-94-2-0; NCSU - Laureano 11-34-119-0-1; Barnette 1-1-6-0-0.

RECEIVING: FSU - Dunn 5-49; Green 2-53; Warrick 2-29; Messam 6-72; Preston 2-22; Pearsall 2-37; Stringer 1-15; Cooper 3-61; Feaster 1-7; NCSU - Thomas 1-10; Grissett 6-60; Addis 1-14; Holt 4-41.

At least five Seminoles are projected to bench over 500 lbs. by the time fall practice begins. Tra Thomas, Jerry Johnson, Andre Wadsworth, Greg Spires and Billy Rhodes should each be able to bench a ton this year.

Game 3: Florida State 13 - North Carolina 0

September 28, 1996 • Doak Campbell Stadium • Tallahassee, FL



Peter Boulware and company had eight sacks in a 13-0 shutout of the 11th-ranked Tar Heels which gave FSU the inside track to the ACC championship.

Florida State climbed to second in the Associated Press poll and once again used its defense and great special teams play to shutout 11th-ranked North Carolina 13-0 before 80,120 in steady rain in Tallahassee.

The third largest crowd in Doak Campbell Stadium history witnessed a classic defensive battle between the nation's No. 1 and No. 2 rated defenses. The top-ranked Seminole defense limited the Tar Heels to just 187 yards of total offense, while Florida State's offense could muster just 213 yards. FSU's defense recorded eight quarterback sacks and forced three turnovers while its special teams blocked two punts and a field goal attempt.

Defensive ends Peter Boulware and Greg Spires combined for five sacks of North Carolina quarterback Chris Keldorf. Boulware had three while Spires recorded two. Reinard Wilson had one sack to tie Ron Simmons' Florida State career record with 25.

North Carolina's best offensive possession was its first. The Tar Heels took the opening kickoff and moved 44 yards to the FSU 36-yard line. The drive stalled

and the Tar Heels' 53-yard field goal attempt was blocked by Shevin Smith.

Another blocked kick by Florida State's special teams set up the Seminoles' first score. Late in the first quarter, Dexter Jackson smothered Derrick DePriest's punt and FSU took over at the UNC 25-yard line. After the Seminoles failed to gain a first down, Scott Bentley booted a 33-yard field goal on the first play of the second quarter to give FSU a 3-0 lead.

Florida State took a 10-0 lead late in the first half on a touchdown set up by a bizarre play. Thad Busby's pass intended for Wayne Messam was intercepted by UNC's Dre' Bly. Bly was hit by Andre Cooper on the interception return at the UNC 10-yard line and fumbled. Todd Fordham recovered for the Seminoles at the 11. On the next play, Warrick Dunn raced around right end for a touchdown and a 10-0 FSU lead.

The Seminole offense recorded just two first downs and 73 yards in the first half and did not record a first down until eight minutes remained in the second quarter.

The second half was again a defen-

sive battle as the teams exchanged turnovers and punts in the third period.

Florida State's special teams set up the final score of the game midway through the fourth quarter. Jackson blocked his second punt of the game and the Seminoles took over at the North Carolina 24-yard line. After the Tar Heel defense held FSU, Bentley connected on a 37-yard field goal to provide the final margin of 13-0.

The shutout was Florida State's first since a 17-0 blanking of Clemson in 1994. The game was the third straight in which FSU held its opponent to less than 200 total yards. North Carolina's deepest penetration was to the Florida State 33-yard line, and the FSU defense allowed the Tar Heels an average of just 2.6 yards on their 72 plays from scrimmage.

Florida State's offensive output was its lowest since a 1986 34-17 loss at Nebraska when the Tribe managed just 173 yards.

SCORE BY QUARTERS

	1	2	3	4	F
UNC	0	0	0	0	0
FSU	0	10	0	3	13

SCORING SUMMARY

Second Quarter
 FSU - Bentley 33 yd FG, 14:57
 FSU - Dunn 11 yd run (Bentley kick), 2:45
Fourth Quarter
 FSU - Bentley 37 yd FG, 5:52

TEAM STATISTICS

	FSU	UNC
First Downs	7	13
Rushes-Yards	36-148	37-40
Passing Yards	65	147
Comp.-Att.-Int.	9-17-2	16-35-1
Plays-Total Offense	53-213	72-187
Punt Return Yards	63	19
Punts-Average	9-47.2	9-39.1
Fumbles-Lost	1-1	1-1
Interceptions-Yards	1-0	2-16
Penalties-Yards	8-86	5-20
Time of Possession	27:16	32:44
Third Down Conv.	1-12	4-18

INDIVIDUAL STATISTICS

RUSHING: FSU - Dunn 21-73; Preston 5-77; Busby 8-(8); Williams 1-1; Warrick 1-5; UNC - Johnson 25-73; McGregor 4-9; Keldorf 8-(42).

PASSING: FSU - Busby 9-17-65-0-2; UNC - Keldorf 16-35-147-0-1.

RECEIVING: FSU - Dunn 3-10; Green 2-18; Charlton 1-20; Messam 1-14; Preston 1-(5); Dugans 1-8; UNC - Brown 6-29; Barnes 2-25; Watson 1-21; Stevens 5-60; Jones 1-5; Linton 1-7.

Game 4: Florida State 34 - Clemson 3

October 5, 1996 • Doak Campbell Stadium • Tallahassee, FL

Thad Busby passed for 304 yards and four touchdowns, both career highs, as second-ranked Florida State continued its dominant efforts on defense and special teams in a 34-3 win over Clemson before a Saturday night crowd of 76,300 at Doak Campbell Stadium.

Busby completed 16-of-29 passes in leading the Tribe to its best offensive performance of the season to date. E.G. Green was on the receiving end of two of Busby's touchdown throws, 37 and 60 yarders, and finished with five catches for 156 yards. Dee Feaster returned a punt for a 79-yard score, his second punt return for a TD this season. FSU's defense did not allow a touchdown for the second consecutive game and held Clemson to just 54 yards rushing.

Florida State opened the game's

scoring on its second possession. The Tribe moved 72 yards in six plays and scored on Busby's 37-yard pass to Green on third down and nine. Jerry Johnson's point after snap was high and Scott Bentley was unable to get his kick away as FSU claimed a 6-0 lead.

Clemson responded on its next possession. The Tigers, aided by a defensive holding penalty that kept their drive alive, moved 61 yards before Matt Padgett booted a 29-yard field goal on the second play of the second quarter moving the visitors to within three points. The field goal marked the first points Florida State had allowed in the first half of a game in 1996.

The Seminoles struck quickly again midway through the second quarter to take a 13-3 lead. Busby and Green hooked up on a 60-yard bomb to cap a four-play, 71-yard drive.

Florida State took a 20-3 advantage into the lockerroom when Busby threw his third touchdown pass of the half with 1:19 remaining in the period. Warrick Dunn hauled in the 23-yarder on third-and-17 for the score. FSU went 87 yards in seven plays for the touchdown. The drive was highlighted by a diving 50-yard reception by Peter Warrick on third-and-eight from the Seminole 15-yard line.

The Tribe closed out the scoring with a pair of third quarter touchdowns. Busby hit Andre Cooper with a four-yard scoring pass and Feaster returned a punt 79 yards for a score.

Busby gave

way to backup Dan Kendra in the fourth quarter and the two combined to lead FSU to 453 yards of total offense. Dunn led the Seminoles on the ground with 96 yards on just 13 carries.

The game, coupled with the previous week's 13-0 shutout of North Carolina, marked the first time that Florida State held back-to-back opponents without a touchdown since 1988 when the Tribe beat Louisiana Tech 66-3 and South Carolina 59-0.

SCORE BY QUARTERS

	1	2	3	4	F
CU	0	3	0	0	3
FSU	6	14	14	0	34

SCORING SUMMARY

First Quarter	
FSU - E.G. Green 37 yd pass from Busby (run failed), 4:22	
Second Quarter	
CU - Padgett 29 yd FG, 14:49	
FSU - E.G. Green 60 yd pass from Busby (Bentley kick), 6:57	
FSU - Dunn 23 yd pass from Busby (Bentley kick), 1:19	
Third Quarter	
FSU - Cooper 4 yd pass from Busby (Bentley kick), 4:52	
FSU - Feaster 79 yd punt return (Bentley kick), 3:25	

TEAM STATISTICS

	FSU	CU
First Downs	19	16
Rushes-Yards	30-124	36-54
Passing Yards	329	182
Comp.-Att.-Int.	19-37-1	18-35-1
Plays-Total Offense	67-453	71-236
Punt Return Yards	90	16
Punts-Average	6-43.0	10-36.6
Fumbles-Lost	2-0	2-0
Interceptions-Yards	1-4	1-0
Penalties-Yards	7-68	4-39
Time of Possession	26:25	33:35
Third Down Conv.	9-17	4-16

INDIVIDUAL STATISTICS

RUSHING: FSU - Dunn 13-96; Preston 1-5; Abdullah 3-10; Busby 5-0; Warrick 1-(-10); Kendra 4-20; Feaster 3-3; CU - Priester 18-27; Dunnican 4-16; Smith 6-14; Greene 4-(-7); Luckie 1-(-6); Zanders 3-10.

PASSING: FSU - Busby 16-29-304-4-0; Kendra 3-8-25-0-1; CU - Greene 15-29-132-0-1; Luckie 3-6-50-0-0.

RECEIVING: FSU - Green 5-156; Dunn 3-37; Cooper 5-41; Williams 1-7; Dugans 1-5; Warrick 2-59; Preston 1-(-5); Abdullah 1-29; CU - Home 8-90; Woods 4-54; Crooks 1-24; Wofford 3-5; Priester 1-5; Dunnican 1-4.



Thad Busby threw four touchdown passes, and FSU's defense held Clemson to just 54 yards on the ground.

Since the 1991 season, Doak Campbell Stadium has expanded by nearly 20,000 seats to its current capacity of 80,000. Coach Bowden earned his 100th victory at Doak Campbell on September 28, 1996 with a 13-0 win over North Carolina.

Game 5: Florida State 34 - Miami 16

October 12, 1996 • The Orange Bowl • Miami, FL



Warrick Dunn led FSU to its first win at Miami in 12 years with 163 yards rushing, including a dazzling 80-yard race through the Hurricane defense that gave FSU a 17-0 lead.

Florida State ended a 12-year drought against Miami in the Orange Bowl as Warrick Dunn rushed for 163 yards and a touchdown to lead the Seminoles to a 34-16 win over the Hurricanes.

An Orange Bowl crowd of 75,913 witnessed the Seminole defense put together another big play afternoon as the Tribe forced three turnovers and sacked Miami quarterback Ryan Clement eight times. Seminole defensive end Reinard Wilson had four sacks to become FSU's all-time leader with 29.

Three big plays in the opening quarter gave Florida State a 17-0 lead and the Seminoles squashed a Miami rally with the opening drive of the second half to defeat the Hurricanes in Miami for the first time since 1984.

After holding the Hurricanes to a three-and-out series on the game's opening possession, the Florida State defense set up the contest's first points the next time Miami had the ball. FSU cornerback Troy Saunders picked off a Clement pass and returned it 25 yards to the Miami 25-yard line. Seven plays later, Scott Bentley connected on a career-long 48-yard field goal to give Florida State a 3-0 lead.

The Seminole defense struck again on Miami's next possession. Linebacker Vernon Crawford's jarring tackle caused Danyell Ferguson to fumble and safety Shevin Smith scooped it up and raced 54 yards for a touchdown to give FSU a 10-0 advantage.

The Tribe extended their lead to 17-0 on their next possession. Dunn darted

up the middle on a draw, faked out both Hurricane safeties and outraced the rest of Miami's defenders to the endzone on a career-long 80-yard touchdown run.

Miami got on the board early in the second period when Clement hit Yatil Green with a 31-yard scoring pass. Andy Crosland's point after was wide, making the score 17-6.

Florida State answered on the ensuing possession with a 13-play, 66-yard drive that culminated in Bentley's 32-yard field goal, which gave the Seminoles a 20-6 lead.

Miami answered with a long scoring drive of its own. Clement found Green for another TD pass, this time from five yards out, to cap an 11-play, 62-yard march. The 'Canes had cut the Seminoles' lead to just seven points with 2:29 left in the first half.

The Hurricanes raised the hopes of their fans on FSU's next possession when defensive end Kenny Holmes pounced on a rare fumble by Dunn to set up the UM offense at the FSU nine-yard line. The Florida State defense made a stand and held Miami to a 26-yard field goal, cutting the Tribe's lead to 20-16 and giving the Hurricanes the momentum at halftime.

But Miami's momentum was short-lived as the Seminoles put together a drive that would prove one of the most important of the entire season. The Seminoles took the second half kickoff and marched 75 yards in 10 plays with Rock Preston scoring from four yards out to

give the Tribe a 27-16 lead and allowed FSU to regain control of the game.

Thad Busby capped the scoring with a quarterback sneak from a yard out with 1:23 to play in the game to provide the final margin of 34-16.

Florida State's defense dominated the second half, limiting the Hurricanes to just 92 yards.

Busby became the first Seminole first-year starting quarterback to beat the Hurricanes since Peter Tom Willis led the Tribe to a 24-10 win over Miami in Tallahassee in 1989.

SCORE BY QUARTERS

	1	2	3	4	F
UM	0	16	0	0	16
FSU	17	3	7	7	34

SCORING SUMMARY

First Quarter

FSU - Bentley 48 yd FG, 10:18

FSU - S. Smith 54 yd fumble return (Bentley kick), 7:37

FSU - Dunn 80 yd run (Bentley kick), 4:12

Second Quarter

UM - Y. Green 31 yd pass from Clement (kick failed), 14:16

FSU - Bentley 32 yd field goal, 9:09

UM - Y. Green 5 yd pass from Clement (Crosland kick), 2:29

UM - Crosland 26 yd field goal, 1:29

Third Quarter

FSU - Preston 4 yd run (Bentley kick), 10:20

Fourth Quarter

FSU - Busby 1 yd run (Bentley kick), 1:23

TEAM STATISTICS

	FSU	UM
First Downs	18	17
Rushes-Yards	38-222	41-42
Passing Yards	125	267
Comp.-Att.-Int.	8-18-0	20-31-1
Plays-Total Offense	56-347	72-309
Punt Return Yards	0-0	0-0
Punts-Average	2-59.0	3-41.7
Fumbles-Lost	1-1	3-2
Interceptions-Yards	1-25	0-0
Penalties-Yards	7-49	5-31
Time of Possession	24:08	35:52
Third Down Conv.	4-10	9-16

INDIVIDUAL STATISTICS

RUSHING: FSU - Dunn 22-163; Preston 9-61; Busby 7-(-2); UM - Ferguson 27-81; McMillan 3-8; Joseph 1-1; Clement 10-(-48).
PASSING: FSU - Busby 8-17-125-0-0; Dunn 0-1-0-0-0; UM - Clement 20-31-267-2-1.

RECEIVING: FSU - Green 2-44; Cooper 2-31; Pearsall 1-19; Preston 1-15; Abdullah 1-11; Warrick 1-5; UM - Green 8-157; Benton 3-29; Jones 2-26; Gaiter 2-23; Chambers 1-16; Daphnis 1-11; Joseph 1-3; Williams 1-3; Ferguson 1-(-1).

Game 6: Florida State 31 - Virginia 24

October 26, 1996 • Doak Campbell Stadium • Tallahassee, FL

Florida State's Thad Busby threw for 316 yards and Warrick Dunn rushed for 131 in leading the second-ranked (CNN/USA Today) Seminoles to a 31-24 Homecoming win over Virginia in Doak Campbell Stadium. The second largest crowd in FSU history (80,237) turned out to watch the Seminoles avenge their only loss ever in the ACC, which the Cavaliers handed them last year in Charlottesville.

Virginia proved its No. 13 ranking was deserved as the Cavs went into the locker room with a 17-14 lead at the half. Florida State took control of the game with three unanswered scores in the second half and then held off a late UVA charge.

Dunn broke open a scoreless game late in the first quarter when he burst through the left side of the Virginia line and raced 65 yards for a touchdown with 1:44 left in the initial quarter.

Virginia's Tiki Barber avenged the score on the Cavs next possession racing 48 yards around the left side for a touchdown that knotted the score at seven each with 15 seconds left in the first quarter.

On FSU's next possession, Busby scrambled out of the pocket and nailed Wayne Messam with a 48-yard touchdown pass with 14:49 left in the half.

A 60-yard Virginia punt left FSU backed up at the 14-yard line on its next possession and Busby fumbled the ball away at his six when sacked by UVA defenders. The Cavaliers made it 14-14 when quarterback Aaron Brooks dove in from a yard out with 12:37 left in the half.

UVA took the halftime lead when Rafael Garcia drilled a 38-yard field goal with 24 seconds left that capped a 11-play, 58-yard drive for the visitors.

The Seminoles took the lead for good when Samari Rolle set up a touchdown drive with an interception of UVA quarterback Tim Sherman at their 42. Busby completed all three of his passes on the four-play, 42-yard drive that culminated with a 21-yard scoring strike to E.G. Green with 10:37 left in the third quarter.

After Pooh Bear Williams' fumble at the goal line negated a scoring opportunity on the Tribe's next possession, the Seminoles

mounted an impressive 18-play, 88-yard drive that consumed 8:15 of the game clock. Scott Bentley extended FSU's lead to 24-17 with a 25-yard field goal with 11:35 left in the game.

Florida State's defense snuffed a fake punt attempt at midfield on UVA's next possession and backup running back Rock Preston made the Cavaliers pay with a 42-yard touchdown run with 5:54 left in the game that put the Seminoles up 31-17.

Virginia would not quit, however, and the Cavs scored on a 23-yard touchdown pass from Sherman to Germane Crowell with 2:43 left. Green covered Virginia's on-side kick attempt on the ensuing kick-off, but the Tribe was forced to punt with 1:37 left on the clock. James Colzie doused UVA's comeback hopes when he intercepted a fourth-down pass to preserve the 31-24 win.

Busby completed 25-of-36 passes for 316 yards, two touchdowns and suffered one interception. Dunn gained his 131 yards on 26 carries and Andre Cooper recorded his first 100-yard receiving game of the season with seven receptions for 102 yards.

SCORE BY QUARTERS

	1	2	3	4	F
FSU	7	7	7	10	31
UVA	7	10	0	7	24

SCORING SUMMARY

First Quarter	
FSU - Dunn 65 yd run (Bentley kick), 2:34	
UVA - Barber 48 yd run (Garcia kick), 2:19	
Second Quarter	
FSU - Messam 48 yd pass from Busby (Bentley kick), 14:49	
UVA - Brooks 1 yd run (Garcia kick), 12:37	
UVA - Garcia 38 yd FG, :24	
Third Quarter	
FSU - E.G. Green 21 yd pass from Busby (Bentley kick), 10:37	
FSU - Bentley 25 yd FG, 11:35	
Fourth Quarter	
FSU - Preston 42 yd run (Bentley kick), 5:54	
UVA - Crowell 23 yd pass from Sherman (Garcia kick), 2:43	

TEAM STATISTICS

	FSU	UVA
First downs	22	13
Rushes-Yards	52-217	35-154



Andre Cooper had seven catches for 102 yards in the Seminoles' 31-24 win over Virginia.

Passing Yards	316	172
Comp.-Att-Int	25-36-1	10-32-2
Plays-Total Offense	88-533	67-326
Punt Ret. Yards	9	7
Punts-Average	7-37.4	8-45.0
Fumbles-Lost	2-2	3-0
Interceptions - Yards	2-7	1-4
Penalties-Yards	6-82	2-27
Time of Possession	35:36	24:24
Third Down Conv.	13-23	3-16


INDIVIDUAL STATISTICS

RUSHING: FSU- Dunn 26-131, Preston 4-43, Abdullah 6-30, Williams 2-25, Busby 14- (-12); UVA- Barber 21-150, Sherman 6-7, Jones 1-4, Medley 2-3, Southern 2-2, Brooks 3- (-12).
PASSING: FSU- Busby 36-25-1-316-2; UVA- Sherman 28-9-2-159-1, Brooks 4-1-0-13-0.
RECEIVING: FSU- Cooper 7-102, Green 6-78, Messam 5-90, Pearsall 2-12, Dunn 2-12, Dugans 1-13, Williams 1-7, Abdullah 1-2; UVA- Crowell 6-126, Dotson 3-19, Derey 1-27.

Thad Busby was the fourth straight FSU quarterback to win the starting job as a junior following the footsteps of Danny Kanell, Charlie Ward and Casey Weldon.

Game 7: Florida State 49 - Georgia Tech 3

November 2, 1996 • Bobby Dodd Stadium • Atlanta, GA



Daryl Bush had a career-high 17 tackles to lead the FSU defense in a 49-3 win over Georgia Tech. The game was the third in which FSU did not give up a touchdown.

Florida State used big plays by its offense, defense and special teams to fuel a 28-point second quarter and an eventual 49-3 win over Georgia Tech in front of an ESPN national television audience.

Florida State's offense opened the game as cold as the Atlanta night, which dipped to sub-40 degrees by the end of the game. Thad Busby threw three interceptions on the night, all to Brian Wilkins, including his first attempt of the game which Tech picked off at the FSU 34-yard line. The Seminole defense held Georgia Tech out of the endzone, but the Yellow Jackets nailed a 35-yard field goal to take the lead.

A fired up Tech home crowd was silenced for good with 13:28 left in the second quarter when FSU linebacker Lamont Green, starting the first game of his career, stepped in front of a screen pass and raced 56 yards for a touchdown to give the Seminoles a 7-3 lead that they would never relinquish.

On FSU's next possession, Warrick Dunn exploded for a 51-yard run that set up a six-yard Rock Preston touchdown

scamper to put the Tribe up 14-3 with 8:43 left in the first half.

Seminole special teams put the game away effectively in the first half when Peter Boulware blocked a Georgia Tech punt from the 13 and Shevin Smith pounced on the ball in the endzone to give the Tribe a 21-3 lead.

Andre Cooper kept the Yellow Jackets' heads spinning when he battled for a 38-yard Busby bomb in the endzone to push the advantage to 28-3 at halftime. FSU scored 21-points in under seven minutes of the second quarter.

Dunn added another brilliant run in the third quarter, a 45-yard touchdown jaunt, that capped a marvelous night for the senior. He would finish the game with 121 yards on just 13 carries.

Thad Busby, nursing a sore left wrist (diagnosed as a fracture following the game), completed 11-of-22 passes for 148 yards and one touchdown before taking a seat at the end of the third quarter. Redshirt freshman Dan Kendra replaced Busby and led the Tribe to two scoring drives in the final quarter. He hit Peter Warrick on a 19-yard TD pass with

11:07 left and dove in from the two to cap an eight-play, 86-yard drive with 5:10 left in the game.

The Seminole defense limited Georgia Tech to just 114 yards passing and 269 yards of total offense. They also held Tech without a touchdown, making them the third opponent that failed to score a touchdown on FSU this year. Daryl Bush had a career-high 17 tackles to stuff the Tech running game from his middle linebacker position.

SCORE BY QUARTERS

	1	2	3	4	F
FSU	0	28	7	14	49
Ga Tech	3	0	0	0	3

SCORING SUMMARY

First Quarter

GT - Chambers 35 yd field goal, 12:36

Second Quarter

FSU - L. Green 56 yd int. return (Bentley kick), 13:28

FSU - Preston 6 yd run (Bentley kick), 8:23

FSU - S. Smith blocked punt recovery (Bentley kick), 3:43

FSU - Cooper 38 yd pass from Busby (Bentley kick), 1:39

Third Quarter

FSU - Dunn 45 yd run (Bentley kick), 1:38

Fourth Quarter

FSU - Warrick 19 yd pass from Kendra (Bentley kick), 11:07

FSU - Kendra 2 yd run (Bentley kick), 5:10

TEAM STATISTICS

	FSU	GT
First Downs	18	14
Rushes - Yards	34-265	52-155
Passing Yards	178	114
Comp-Att-Int	27-13-3	27-11-1
Plays - Total Offense	61-443	79-269
Punt Ret. Yards	3-9	1-7
Punts - Avg.	6-44.7	10-31.9
Fumbles - Lost	3-0	4-0
Interceptions - Yards	1-56	3-0
Penalties - Yards	9-104	8-71
Time of Possession	23:53	36:07
Third Down Conv.	3-11	5-20

INDIVIDUAL STATISTICS

RUSHING: FSU- Dunn 13-121, Feaster 4-43, Warrick 1-36, Glenn 4-36, Preston 2-12, Kendra 6-10, Williams 2-10, Busby 1- (-1), team 1- (-1); GT- Rogers 15-58, Williams 13-50, Holloman 15-44, Shaw 5-7, Johnson 1-1, Hamilton 3- (-5).

PASSING: FSU- Busby 22-11-3-148-1, Kendra 5-2-0-30-1; GT- Shaw 16-7-0-84-0, Hamilton 11-4-1-30-0.

RECEIVING: FSU- Cooper 5-65, Dunn 2-33, Warrick 2-33, Green 1-16, Messam 1-12, Coles 1-11, Williams 1-8; GT- Middleton 5-44, Rogers 2-21, Sheridan 1-24, Muires 1-11, Stallworth 1-8, Holloman 1-6.

Game 8: Florida State 44 - Wake Forest 7

November 9, 1996 • The Citrus Bowl • Orlando, FL

Third-ranked Florida State started redshirt freshman Dan Kendra at quarterback and he responded by throwing for 281 yards and three touchdowns in leading FSU to a 44-7 "road" win over Wake Forest at the Citrus Bowl in Orlando, Florida. The win gave the Seminoles a share of their fifth straight ACC title.

Kendra, who started in place of an injured Thad Busby, completed 20-of-39 passes and led Florida State to touchdowns on four of its first five possessions. The Seminole defense continued to smother opposing offenses allowing Wake Forest just 186 yards of total offense, which included just 60 on the ground.

The Demon Deacons, who were technically the home team after moving their game to Orlando, could do

nothing in three snaps after receiving the kickoff. The Tribe drove 61 yards on 11 plays in their opening possession with Warrick Dunn's 14-yard touchdown scamper putting the Seminoles in the lead 7-0.

FSU's defense set up the 'Noles next score when standout defensive ends Reinard Wilson and Peter Boulware combined to give the offense the ball deep in Deacon territory. Wilson's sack of Brian Kuklick forced a fumble and Boulware pounced on it at the 13-yard line. Dunn raced in for his second score on the very next play to push the lead to 14-0.

Wake Forest came back with a quick strike of its own when Morgan Kane broke free for an 80-yard touchdown run on the first play of the Deacon's next possession that cut the lead in half at 14-7 with 1:55 left in the first quarter.

Florida State took a 28-7 lead into halftime after scoring on its next two possessions following Wake's shocking touchdown. Kendra hit Peter Warrick, who also started his first game after Andre Cooper suffered a knee injury in pregame warmups, with a 42-yard scoring strike with 14:15 left in the half. He tossed a four-yard scoring strike to tight end Melvin Pearsall with 9:50 left.

Kendra threw his third touchdown pass of the game midway through the third quarter when he hit E.G. Green from 20 yards out. Scott Bentley nailed field goals from 22, 32 and 38 yards over the last 17 minutes of the game to give the Seminoles a 44-7 win.

Florida State played without five starters who all missed the game with

injuries. Defensive tackles Andre Wadsworth and Connell Spain, center Kevin Long, Busby and Cooper missed the contest. The injuries provided starting honors to Julian Pittman and Jerry Johnson along the defensive line, Eric Thomas at center, and Kendra and Warrick in the offensive backfield.

SCORE BY QUARTERS

	1	2	3	4	F
WF	7	0	0	0	7
FSU	14	14	10	6	44

SCORING SUMMARY

First Quarter

FSU - Dunn 14 yd run (Bentley kick), 9:44

FSU - Dunn 13 yd run (Bentley kick), 2:07

WF - Kane 80 yd run (Burdick kick), 1:55

Second Quarter

FSU - Warrick 42 yd pass from Kendra (Bentley kick), 14:15

FSU - Pearsall 4 yd pass from Kendra (Bentley kick), 9:50

Third Quarter

FSU - E.G. Green 20 yd pass from Kendra (Bentley kick), 6:42

FSU - Bentley 22 yd FG, 2:17

Fourth Quarter

FSU - Bentley 32 yd FG, 6:22

FSU - Bentley 38 yd FG, 4:32


TEAM STATISTICS

	FSU	WF
First Downs	22	10
Rushes-Yards	39-120	35-60
Passing Yards	281	126
Comp.-Att.-Int.	20-39-0	16-32-0
Plays-Total Offense	78-401	67-186
Punt Return Yards	4-19	0-0
Punts-Average	6-38.3	10-30.5
Fumbles-Lost	1-0	4-2
Interceptions-Yards	0-0	0-0
Penalties-Yards	10-105	5-47
Time of Possession	30:47	29:13
Third Down Conv.	7-16	5-19

INDIVIDUAL STATISTICS

RUSHING: FSU - Dunn 15-57; Williams 3-10; Preston 7-27; Kendra 8-9; Warrick 1-9; Feaster 4-1; Abdullah 1-8; **WF** - H. Lewis 10-13; Kuklick 9-(-36); Kane 11-82; T. Lewis 3-7; Sankey 2-(-6)
PASSING: FSU - Kendra 20-39-281-3-0; **WF** - Kuklick 15-27-116-0-0; D. Clark 0-1-0-0-0; Sankey 1-4-10-0-0
RECEIVING: FSU - E.G. Green 6-126; Warrick 3-72; Pearsall 1-4; Preston 1-0; Glenn 3-18; Dunn 2-34; Coles 3-32; Feaster 1-(-5); **WF** - Deese 5-41; D. Clark 4-44; Kane 2-5; W. Clark 2-26; Davis 2-6; Perry 1-4

Last year, Florida State ended its 12-year drought against Miami in the Orange Bowl with a 34-16 victory in the historic stadium. Thad Busby became the first Seminole first-year starter to beat the Hurricanes since Peter Tom Willis led FSU to a 24-10 win in Tallahassee in 1989.



Dan Kendra got his first career start against Wake Forest when Thad Busby sat out with an injury.

Game 9: Florida State 54 - Southern Miss 14

November 16, 1996 • Doak Campbell Stadium • Tallahassee, FL



Warrick Dunn scored three touchdowns over USM to break Greg Allen's career record of 46.

Warrick Dunn was brilliant in accounting for 204 yards of total offense and three touchdowns to lead third-ranked Florida State to a 54-14 win over No. 25 Southern Mississippi in front of 77,280 chilly fans in Doak Campbell Stadium.

Dunn's three scores moved him ahead of Greg Allen to become Florida State's all-time touchdown leader with 47 over his career. Dunn rushed for 67 yards on 11 carries and caught five Thad Busby passes for 137 yards in the Tribe's ninth win of the year.

FSU's offense rolled over a highly-regarded Golden Eagle defense for a season-high 548 yards and the most points it had scored all season. Busby, returning to the lineup after missing the Wake Forest game with a fractured left wrist, completed 17-of-31 passes for 302 yards and two touchdowns.

The defense put in another familiar performance stifling Southern Mississippi and holding the visitors to -13 yards rushing and just 95 yards of total offense. USM's only offensive production came in the first half and was set up by three miscues by FSU's offense.

On the first play of the game, Busby's pass attempt to E.G. Green sailed high and was picked off by Southern Miss' Jamaal Alexander who returned it 52 yards to the FSU 8-yard line. USM took a 7-0 lead three plays later when Lee Roberts, who had been Busby's backup at Pace High, hit Harold Shaw with a TD pass with 13:20 left in the first quarter.

Florida State came right back on its

next possession to tie the game. Dunn capped an 11-play, 70-yard march with a four-yard TD scamper to knot the game at 7-7.

True freshman Laveranues Coles gave FSU a 14-7 lead at the close of the first quarter with the first TD of his career. Coles made a dramatic grab of Busby's eight-yard scoring toss that capped a 53-yard, eight-play drive.

But the Seminoles had trouble shaking Southern Miss and the Eagles tied the game at 14 on their next drive. A 55-yard kickoff return set up the short USM drive at the FSU 41. Roberts completed five straight passes, the last to Sherrod Gideon for a 13-yard touchdown.

FSU came right back again with Busby completing all four of his passes on an eight-play, 57-yard touchdown drive that culminated in Rock Preston's two-yard run with 5:04 left in the half.

Two straight FSU turnovers killed Seminole scoring opportunities, but the Tribe defense managed to get points out of the second. Busby's potential touchdown pass was intercepted at the one-yard line. USM took the ensuing snap with its entire offense in the endzone and noseguard Jerry Johnson broke through on the first play and nailed the running back in the endzone for a safety. The score gave FSU a 23-14 lead at halftime.

The second half was all Florida State as the Seminoles scored four touchdowns and held Southern Mississippi's offense in check.

Dee Feaster set up FSU's first second half score with a punt return to the USM 15-yard line. Dunn took the next snap 15 yards into the endzone to tie Allen's all-time scoring mark. Dunn broke the record late in the third quarter when he took a Busby screen pass 77 yards for a spectacular touchdown. Scott Bentley sandwiched a 32-yard field goal in between Dunn's third quarter scores to give the Tribe a 40-14 lead entering the fourth quarter.

Dan Kendra took over for Busby at quarterback in the final quarter and led FSU to a pair of touchdowns. He hit Ron Dugans for a 16-yard touchdown then found Coles from eight yards out to provide the final margin.

The victory improved FSU's mark to

9-0, its third such start in the last five years. The win was also the Tribe's 10th straight dating back to last season Orange Bowl win over Notre Dame and tied FSU with Arizona State, Ohio State and Florida for the nation's longest winning streak.

SCORE BY QUARTERS

	1	2	3	4	F
USM	7	7	0	0	14
FSU	14	9	17	14	54

SCORING SUMMARY

First Quarter

USM - Shaw 5 yd pass from Roberts (Lomoro kick), 13:20

FSU - Dunn 4 yd run (Bentley kick), 9:08

FSU - Coles 8 yd pass from Busby (Bentley kick), 1:17

Second Quarter

USM - Gideon 13 yd pass from Roberts (Lomoro kick), 12:47

FSU - Preston 2 yd run (Bentley kick), 5:04

FSU - Safety, Shaw tackled by J. Johnson in end zone, 2:48

Third Quarter

FSU - Dunn 15 yd run (Bentley kick), 12:59

FSU - Bentley 32 yd FG, 4:42

FSU - Dunn 77 yd pass from Busby (Bentley kick), 0:49

Fourth Quarter

FSU - Dugans 16 yd pass from Kendra (Bentley kick), 10:33

FSU - Coles 8 yd pass from Kendra (Bentley), 8:20

TEAM STATISTICS

	FSU	USM
First Downs	26	7
Rushes-Yards	45-169	29-(-13)
Passing Yards	379	108
Comp.-Att.-Int.	21-35-2	12-29-1
Plays-Total Offense	80-548	58-95
Punt Return Yards	7-61	2-27
Punts-Average	4-38.8	10-37.6
Fumbles-Lost	1-1	0-0
Interceptions-Yards	1-0	2-52
Penalties-Yards	7-50	4-37
Time of Possession	31:41	28:19
Third Down Conv.	4-10	2-14

INDIVIDUAL STATISTICS

RUSHING: FSU - Dunn 11-67; Williams 9-28; Busby 6-0; Preston 6-46; Kendra 2-17; Abdullah 2-5; Warrick 1-(-9); Feaster 6-5; Glenn 2-10; USM - H. Shaw 16-17; Bolware 2-5; Roberts 6-(-46); Francis 3-4; Windsor 1-7; Hamilton 1-0

PASSING: FSU - Busby 17-31-302-2-2; Kendra 4-4-77-2-0; USM - Roberts 12-26-108-2-0; Gabriel 0-1-0-0-0; Windsor 0-2-0-0-1

RECEIVING: FSU - Warrick 4-87; Messam 4-54; Dunn 5-137; Coles 2-16; E.G. Green 2-16; Dugans 2-26; Pearsall 1-4; Abdullah 1-39; USM - Gideon 3-32; Pinkston 3-39; E. Shaw 1-11; H. Shaw 2-11; Lee 1-10; Francis 2-5

Game 10: Florida State 48 - Maryland 12

November 23, 1996 • Pro Player Stadium • Ft. Lauderdale, FL

Warrick Dunn became Florida State's all-time leading rusher as the Seminoles downed Maryland 48-10 at Pro Player Stadium in Miami, Fla. Dunn surpassed Greg Allen's 1981-84 mark of 3,769 and finished the game with 109 yards on 16 carries.

Maryland got on the scoreboard first as they took the opening drive 65 yards for a touchdown. The Terrapins did all their damage through the air with only three rushing yards in the drive. Brian Cummings hit Troy Davidson on a 31-yard touchdown strike to put Maryland up 7-0 with 12:28 left in the first quarter.

After Maryland's initial score, it was all FSU. Florida State tied the score with a seven-play, 80-yard drive of its own. A 22-yard run by Dunn put the ball at the Terrapin 27 and on the next play, Thad Busby hooked up with E.G. Green for the touchdown.

The Seminoles went on top for good with a lightning quick drive of only 1:18. Peter Warrick made a spectacular grab of a Busby pass in the end zone, coming away with the 44-yard touchdown grab after tipping the ball away from a Maryland defensive back, and the Tribe led 14-7.

After Maryland's Joe O'Donnell kicked a 41-yard field goal, FSU got a Warrick Dunn touchdown and a Scott Bentley field goal to finish the first half scoring. Dunn's 13-yard scoring scamper with 6:40 left in the second quarter capped an 11-play, 75-yard drive. Dan Kendra entered the game late in the second quarter as Busby left with an injured left knee and led the FSU offense into Terrapin territory. Bentley nailed a career-long 49-yard field goal as the final seconds ticked off the first half clock.

The Tribe pushed their lead to 27-10 with 12:32 left in the third quarter as Bentley added his second field goal of the game, this one from 24 yards out.

Peter Boulware recovered a Brian Cummings fumble at the Maryland eight-yard line to set up another Florida State touchdown. After Dunn lost a yard on the first play, he scored from nine yards out to give the 'Noles a comfortable 34-10 margin with just over 10:17 remaining in the third.

Dunn's record-setting run came midway in the third quarter. On

second down and three from the Maryland 27, Dunn picked up seven yards and the first down. The rush gave Dunn 109 yards on the day and a career total of 3,774. After two plays and an illegal block penalty, Kendra rolled out and found Wayne Messam for a 30-yard touchdown completion.

The Seminole defense held Maryland in check and both teams exchanged possessions before FSU's last touchdown.

The final scoring drive was all Rock Preston. The junior tailback accounted for 78 of the 85 yards in the drive including a 26-yard TD carry. Preston's run proved to be the final points as Florida State won its final ACC game of the season, 48-10, over Maryland.

The Seminole defense, led by defensive end Reinard Wilson, held the Maryland offense to negative rushing yards and only 186 yards of total offense. It was the second consecutive game in which a Florida State opponent failed to gain positive yardage on the ground. Wilson was constantly in the Terrapin backfield as he recorded 11 total tackles and three sacks on the day.

The victory gave Coach Bowden his 10th straight 10-win season and, with the loss of No. 2 Ohio State earlier in the day, set up a No. 1 vs. No. 2 showdown to close the season between Florida State and Florida in Tallahassee.

SCORE BY QUARTERS

	1	2	3	4	F
FSU	14	10	17	7	48
MD	7	3	0	0	10

SCORING SUMMARY

First Quarter
 MD - Davidson 31 yd pass from Cummings (O'Donnell kick), 12:28
 FSU - Green 27 yd pass from Busby (Bentley kick), 9:24
 FSU - Warrick 44 yd pass from Busby (Bentley kick), 2:04

Second Quarter
 MD - O'Donnell 41 yd field goal, 11:35
 FSU - Dunn 13 yd run (Bentley kick), 6:40
 FSU - Bentley 49 yd field goal, 0:00

Third Quarter
 FSU - Bentley 24 yd field goal, 12:32
 FSU - Dunn 9 yd run (Bentley kick), 10:17

Fourth Quarter
 FSU - Messam 30 yd pass from Kendra



Scott Bentley nailed a career-long 49-yard field goal against Maryland and would finish his senior year hitting 16-of-18 field goals, setting an FSU record for accuracy.

(Bentley kick), 5:33
 FSU - Preston 26 yd run (Bentley kick), 2:17

TEAM STATISTICS

	FSU	MD	Florida State has not lost a game listed among the Top 20 highest attended games at Doak Campbell Stadium.
First Downs	30	13	
Rushes - Yards	41-199	39-(-8)	
Passing Yards	297	194	
Comp. - Att. - Int.	19-31-2	13-28-0	
Plays - Total Offense	72-496	67-186	
Punt Ret. Yards	4-15	2-38	
Punts - Average	3-30.3	8-35.9	
Fumbles-Lost	2-0	2-1	
Interceptions-Yards	0-0	2-0	
Penalties-Yards	7-72	10-83	
Time of Possession	31:23	28:37	
Third Down Conv.	4-11	6-18	

INDIVIDUAL STATISTICS

RUSHING: FSU - Dunn 16-109, Preston 10-86, Coles 2-24, Abdullah 2-7, Busby 1-1, Williams 1-1, Glenn 1-(-1), Warrick 2-(-6), Kendra 6-(-22); MD - Westley 7-43, Russell 4-17, Underwood 7-16, James 1-3, Chavez 1-2, Rodgers 3-(-1), Simon 2-(-5), Cummings 14-(-83).

PASSING: FSU - Busby 16-10-1-156-2, Kendra 15-9-1-141-1; MD - Cummings 28-13-0-194-1.

RECEIVING: FSU - Messam 4-57, Coles 4-45, Green 3-88, Warrick 3-76, Dunn 2-17, Dugans 2-14, Abdullah 1-0; MD - Simon 4-74, Johnson 3-24, Davidson 2-68, Walton 1-10, Underwood 1-8, James 1-5, Westley 1-5.

Game 11: Florida State 24 - Florida 21

November 30, 1996 • Doak Campbell Stadium • Tallahassee, FL



Warrick Dunn rushed for a career-high 185 yards and the FSU defense held Florida to a season-low 21 points as 2nd-ranked Florida State topped top-ranked Florida 24-21 to complete a perfect 11-0 regular season.

For only the fourth time in college football history two undefeated teams met in the regular season finale and Florida State tailback Warrick Dunn saved his best for last in leading the second-ranked Seminoles to a 24-21 win over top-ranked Florida.

With the wind gusting at over 20 mph, FSU used a career-high 185 yards rushing by Dunn and a brilliant defense, which registered six quarterback sacks, to run its record to a perfect 11-0 and cash in a ticket to the Sugar Bowl and the national championship game.

Safety Shevin Smith turned in FSU's first big play of the game when he intercepted Danny Wuerffel's pass in the Seminole end zone to kill Florida's first drive of the game. Dunn carried the ball on seven of the Tribe's next 13 plays and FSU drove 72 yards to take the lead on a 26-yard Scott Bentley field goal with 6:25 left in the first quarter.

Florida State's special teams, which had been exceptional all season, set up FSU's first touchdown on UF's next possession. The 'Nole defense smothered three offensive snaps after Bentley's field goal and defensive end Peter Boulware blocked the Gators' punt to set up the offense at Florida's three-yard line. Full-

back Pooh Bear Williams rambled over for the first of his two touchdowns on the day to give FSU a 10-0 lead with 45 seconds left in the first quarter.

Another defensive stand and a big pass from Thad Busby to freshman Peter Warrick set up another FSU touchdown just 32 seconds later. After forcing a three and out from the UF offense, Warrick set the Seminoles up at the Florida 39-yard line with a 19-yard punt return. Busby then hit him with a 38-yard bomb which set up a one-yard TD pass to Melvin Pearsall on the next play giving FSU a 17-0 lead at the end of the first quarter.

The second quarter gave Florida the wind at its backs and the Gators capitalized, scoring 14 points and missing a potential game-tying 53-yard field goal on the last play of the half. Florida took just 20 seconds to cover 62 yards for its first score when Wuerffel hit Jacques Green from one-yard out. Florida's next possession covered 71 yards on six plays and Wuerffel brought his team to within three points at 17-14 when he hit Green with a nine-yard scoring pass.

Florida's field goal attempt on the last play of the half sailed wide right and the underdog Seminoles held a slim 17-14 advantage at the half.

FSU could do nothing with the strong wind at its back in the third quarter, but the good news for the Seminoles was that their top-ranked defense continued to smother the vaunted Florida offense and neither team could do much with their five possessions.

The record crowd of 80,932 braced for the fourth quarter of the No. 1 vs. No. 2 match-up and it would prove to be a nail-biter.

After Florida missed a second game-tying field goal from 41-yards out with 12:03 to play, the Seminoles began an 11-play, 75-yard drive into the wind that would prove to be the game winner. FSU took over on the Gators' 25 and faced a third-and-six with momentum on the Gators side. Busby, who completed 12-of-32 passes for 124 yards and one touchdown in the game, hit his biggest play of the day when he found Warrick across the middle for a 29-yard gain to keep the drive alive. The Seminoles converted their next third down as well when Dunn raced through the Gators for 18 yards before being knocked out at the one-yard line. The last of three straight carries by Williams gave Florida State a 24-14 lead with 7:15 left to play.

Wuerffel, who would finish the day with 362 passing yards (23-of-48) and three touchdowns despite constant pressure from the FSU pass rush, led his team to the 50 on their next drive. But his

fourth down pass attempt failed and it set the Seminoles up at midfield. UF allowed just one yard on three snaps and then took over for its last possession at the 20. Florida converted two third downs of its own on an eight play, 80-yard drive that ended when Wuerffel found a leaping Reidel Anthony in the endzone from a yard out to make it 24-21 with 2:28 left.

Florida State never let Florida have the ball back and ran out the clock to preserve its second perfect season in school history.

FSU's defense held Florida to just 81 yards rushing for the game and set the Tribe up for a national championship showdown in the Sugar Bowl.

SCORE BY QUARTERS

	1	2	3	4	F
FSU	17	0	0	7	24
UF	0	14	0	7	21

SCORING SUMMARY

First Quarter

FSU - Bentley 29-yard FG, 6:43
 FSU - Williams 3 yd run (Bentley kick), 3:07
 FSU - Pearsall 1 yd pass from Busby (Bentley kick), :59

Second Quarter

UF - Green 1 yd pass from Wuerffel (Edmiston kick), 12:22
 UF - Green 9 yd pass from Wuerffel (Edmiston kick), 9:29

Fourth Quarter

FSU - Williams 1 yd run (Bentley kick), 7:15
 UF - Anthony 2 yd pass from Wuerffel (Cooper kick), 1:19

TEAM STATISTICS

	FSU	UF
First Downs	15	23
Rushes - Yards	35-183	28-81
Passing Yards	134	362
Comp. - Att. - Int.	33-13-0	48-23-3
Plays - Total Offense	68-317	76-443
Punt Ret. Yards	36	25
Punts -Average	9- 47.3	6- 29.3
Fumbles-Lost	1-1	0-0
Interceptions-Yards	3-0	0-0
Penalties-Yards	12-143	7-80
Time of Possession	29:13	30:47
Third Down Conv.	4-16	5-15

INDIVIDUAL STATISTICS

RUSHING: FSU - Dunn 24-185, Preston 2-6, Williams 5-4, Busby 4 (-12); UF - Williams 7-55, Taylor 11-33, Jackson 2-18, Wuerffel 8- (-25).

PASSING: FSU - Busby 32-12-0-124-1, Dunn 1-1-0-10-0; UF - Wuerffel 48-23-3-362-3.

RECEIVING: FSU - Dunn 4-24, Warrick 3-70, Green 3-37, Cooper 1-10, Pearsall 1-1, Preston 1- (-8); UF - Anthony 11-193, Green 4-44, Taylor 3-77, Hilliard 3-43, Jackson 1-2, Williams 1-3.

Game 12: Florida State 20 - Florida 52

January 2, 1997 • Nokia Sugar Bowl • New Orleans, LA

A month after Florida State defeated Florida 24-21 in the regular season finale in Tallahassee, Danny Wuerffel lead the Gators to a 52-20 victory in what turned out to be a Sugar Bowl rematch for the national title. FSU, which entered the game ranked No. 1 in the nation, ended the season ranked No. 3 in both polls extending its NCAA record to 10 straight years of finishing in the Top Four of the AP poll.

Florida scored first on a 77-yard drive in the first quarter that took less than three minutes and resulted in a 7-0 score with 9:48 left. Wuerffel did most of the damage through the air as the Gators rushed only once on the drive which ended on a nine-yard scoring strike from Wuerffel to Ike Hilliard.

Scott Bentley brought the Seminoles to within four with a 43-yard field goal with 7:49 left in the initial quarter. The 'Noles narrowly missed blocking a Florida punt on the next possession, but UF downed the kick on the FSU one-yard line leaving the Tribe with terrible field position. A 27-yard punt return set Florida up for a 32-yard field goal that pushed the Gator lead back to seven with 2:44 remaining and gave them a 10-3 lead after the first quarter.

Midway through the second quarter, Florida busted a four-play, 73-yard drive that took just 44 seconds and gave them a 17-3 lead with 11:28 left in the first half. The big play of the drive came on the first play when Wuerffel completed a 47-yard pass to Hilliard that set UF up at the Florida State 26. Fred Taylor capped the drive with a two-yard touchdown run.

Trailing 17-3, FSU converted a crucial 3rd-and-10 from its own 48 when Thad Busby connected with Wayne Messam for a 23-yard gain. On the next play, Busby hit E.G. Green with a 29-yard touchdown strike, pulling the Tribe to within a touchdown at 17-10 with 7:28 left in the first half.

Florida came right back, converting a 3rd-and-16 from its own 29 and capping a four-play, 65-yard drive with a 31-yard TD pass to Hilliard. The score gave UF a 24-10 lead with 5:18 remaining in the half.

FSU's Warrick Dunn brought the Seminoles back again just before the end of the first half when he raced around end for a 12-yard touchdown run that trimmed the Gators' lead to

24-17 at halftime.

The Seminoles cut the UF lead to 24-20 at 10:24 in the third quarter with Bentley's 45-yard field goal. The score capped a six-play, 30-yard drive for FSU.

The FSU defense held again on Florida's next possession, but the ensuing punt sailed over Dee Feaster's head and the Tribe was forced to set up at their own two. In the shadow of their own goal posts, the Seminoles were dealt their harshest blow of the night when tailback Warrick Dunn, suffering from flu symptoms, was forced to leave the game.

Florida reaped the benefits of its punt when good field position set up a short drive that culminated in an eight yard scoring pass from Wuerffel to Hilliard that put the Gators ahead 31-20 with 5:43 left in the third quarter.

FSU's offense could generate little after Dunn left the game and Florida took advantage of a gambling Seminole defense with a rare 16-yard Wuerffel TD run that gave UF a 38-20 lead at the close of the third quarter.

A 42-yard touchdown run by Terry Jackson and another from the one gave Florida its final margin of 52-20. Jackson finished the game with 118 yards on 12 carries and Wuerffel, the Sugar Bowl MVP, completed 18-of-31 passes for 306 yards, three touchdowns and an interception.

Busby completed just 17 of 41 passes for 271 yards and one touchdown, while Dunn gained 28 yards on nine carries before leaving the game early in the third quarter.

SCORE BY QUARTERS

	1	2	3	4	F
FSU	3	14	3	0	20
UF	10	14	14	14	52

SCORING SUMMARY

First Quarter
 UF - Hilliard 9 yd pass from Wuerffel (Edmiston kick), 6:43
 FSU - Bentley 43-yd field goal, 7:49
 UF - Edmiston 32-yd field goal, 2:44

Second Quarter
 UF - Taylor 2 yd run (Edmiston kick), 11:28
 FSU - Green 29 yd pass from Busby (Bentley kick), 7:28
 UF - Hilliard 31 yd pass from Wuerffel (Edmiston kick), 5:18



Andre Cooper caught a 55-yard bomb on FSU's first play in the Sugar Bowl but the Seminoles could generate little offense in the second half, losing the rematch 52-20.

FSU - Dunn 12 yd run (Bentley kick), 0:40

Third Quarter

FSU - Bentley 45-yd field goal, 10:24
 UF - Hilliard 8 yd pass from Wuerffel (Edmiston kick), 5:43
 UF - Wuerffel 16 yd run (Edmiston kick), 0:13

Fourth Quarter

UF - Jackson 42 yd run (Edmiston kick), 8:52
 UF - Jackson 1 yd run (Edmiston kick), 2:12

TEAM STATISTICS

	FSU	UF
First Downs	13	26
Rushes-Yards	21-70	43-203
Passing Yards	271	306
Comp.-Att.-Int.	17-42-2	18-34-1
Plays-Total Offense	63-313	77-474
Punt Ret. Yards	74	69
Punts-Average	8-46.4	7-48.1
Fumbles-Lost	0-0	1-0
Interceptions-Yards	1-24	2-7
Penalties Yards	14-115	15-102
Time of Possession	23:33	36:27
Third Down Conv.	5-18	5-16

INDIVIDUAL STATISTICS

RUSHING: FSU - Dunn 9-28, Warrick 1-12, Williams 2-7, Feaster 2-1, Busby 7 - (-6); UF - Jackson 12-118, Taylor 18-60, Williams 4-2, Schottenheimer 1-0, McCaslin 2-(-2), Wuerffel 6-(-10).

PASSING: FSU - Busby 41-17-1-271-1, Kendra 1-0-1-0-0; UF - Wuerffel 34-18-1-306-3.

RECEIVING: FSU - Messam 5-48, Cooper 4-82, Green 3-86, Pearsall 1-25, Dunn 1-12, Abdullah 1-10, Warrick 1-7, Williams 1-1; UF - Hilliard 7-150, Green 5-79, Anthony 4-50, Mobley 1-16, Taylor 1-12.

The 1997 Florida State/Florida game will be played a week earlier than in the recent past. The game, which will be played in Gainesville, has been moved from the Saturday following Thanksgiving to the Saturday before. The Seminoles and Gators have played in FSU's last regular season game since 1977.

The Atlantic Coast Conference

THE TRADITION

Consistency. It's the mark of true excellence in any endeavor.

However, in today's intercollegiate athletics, competition has become so balanced and so competitive that it is virtually impossible to maintain a high level of consistency.

Yet the Atlantic Coast Conference has defied the odds. Now in its 45th year of competition, the ACC has long enjoyed the reputation as one of the strongest and most competitive intercollegiate conferences in the nation. And that is not mere conjecture, the numbers support it.

Since the league's inception in 1953, ACC schools have captured 59 NCAA and AIAW championships, including 27 in men's competition and 32 in women's. In addition, 100 men and 24 women have earned the coveted title of NCAA champion.

The conference had an immediate impact on the national college football scene in the fall of 1953 when the University of Maryland captured the first of what would eventually be four national football titles for the ACC.

The ACC is one of only two conferences to capture three or more national football titles since 1980. Clemson laid claim to the league's second national title in 1981, Georgia Tech followed suit in 1990 while Florida State pocketed national title No. four in 1994.

The nine schools that take to the field this fall under the ACC banner have produced 322 first or second team gridiron All-Americans and 49 first-team academic All-Americans. ACC teams have had 1,358 players selected in the annual professional football draft, including 90 first round selections. A year ago, 164 players from the nine current ACC schools played in the NFL during the regular season or playoffs.

If success is best measured in terms of wins and losses, then the ACC over the years has proved itself to be among the elite in Division I-A football. The ACC remains the nation's winningest bowl conference as the nine current league teams are a combined 76-66-5 (.534) in post-season play, including a 22-16-1 mark since 1987.

Two ACC teams, Florida State and Georgia Tech, are tied as the nation's winningest bowl teams. Among teams with 16-or-more bowl appearances, the Yellow Jackets are No. 1 with a 17-8 (.680) post-season record while the Seminoles are fifth at 15-8-2 (.640).

The ACC also stands at the forefront of intercollegiate athletics in terms of academic accomplishments of its student



athletes. Eleven times over the past 17 years, an ACC member school has claimed the CFA Academic Achievement Award which is awarded to a CFA member institution with the highest graduate rate among members of its football team.

This past year Duke, for the ninth time, received the CFA Award with a perfect 100 percent graduation rate. In addition four other ACC institutions — Florida State, North Carolina, Virginia and Wake Forest were accorded honorable mention for having graduation rates of 70 percent or better.

1996-97 IN REVIEW

The 1996-97 academic year concluded with the league pocketing three more national team titles and four individual NCAA crowns. In all, the ACC has won 26 national team crowns in the last seven years.

The ACC's 1996-97 national champions were North Carolina in women's soccer and field hockey and Maryland in women's lacrosse. In addition the ACC had two other teams participate in national title games — Florida State in football and Maryland in men's lacrosse. Overall, the ACC posted a 54-48 (.529) mark in NCAA Tournament play.

The ACC placed at least one team in the Top 10 nationally in 16 of the 24 sports sponsored by the league. Other records of note during the 1996-97 season include 84 teams competing at NCAA Championships, four bowl teams and 33 Top 10 showings.

Seven ACC teams, in six different sports representing five of the nine member institutions, earned a No. 1 ranking during the course of the past academic year.

The ACC Academic Honor Roll record was broken for the 11th-straight year in 1995-96 as 1,410 student-athletes

were recognized for their work in the classroom.

THE CHAMPIONSHIPS

With the addition of women's lacrosse, the ACC conducted championship competition in 24 sports during the 1996-97 academic year — 12 for men and 12 for women.

The first ACC championship was held in swimming on February 25, 1954. The conference did not conduct championships in cross country, wrestling or tennis during the first year.

The 12 sports for men include football, cross country, soccer, basketball, swimming, indoor and outdoor track, wrestling, baseball, tennis, golf and lacrosse. Fencing, which was started in 1971, was discontinued in 1981.

Women's sports were initiated in 1977 with the first championship meet being held in tennis at Wake Forest University, October 6-8. Conference championships for women are currently conducted in cross country, volleyball, field hockey, soccer, basketball, swimming, indoor and outdoor track, tennis, golf, lacrosse and softball.

A HISTORY

The Atlantic Coast Conference was founded on May 8, 1953, at the Sedgefield Inn near Greensboro, N.C., with seven charter members — Clemson, Duke, Maryland, North Carolina, North Carolina State, South Carolina and Wake Forest — drawing up the conference by-laws.

The withdrawal of seven schools from the Southern Conference came early on the morning of May 8, 1953, during the Southern Conference's annual spring meeting. On June 14, 1953, the seven members met in Raleigh, N.C., where a set of bylaws was adopted and the name become officially the Atlantic Coast Conference.

On December 4, 1953, conference officials met again at Sedgefield and officially admitted the University of Virginia. The first, and only, withdrawal of a school from the ACC came on June 30, 1971 when the University of South Carolina tendered its resignation.

The conference operated with seven members until April 3, 1978, when Georgia Tech was admitted. The Atlanta school had withdrawn from the Southeastern Conference in January of 1964.

The ACC expanded to nine members on July 1, 1991, with the addition of Florida State.