


RECORDS



Reinard Wilson
Defensive End

Rushing



Amp Lee



Warrick Dunn



Greg Allen

INDIVIDUAL RECORDS

Most Rushes

Game - 33, Greg Allen vs. East Carolina, Sept. 3, 1983
Season - 239, Larry Key, 1977
Career - 625, Larry Key, 1974-77

Most Yards Gained

Game - 322, Greg Allen vs. Western Carolina, Oct. 31, 1981
Season - 1,242, Warrick Dunn, 1995
Career - 3,959, Warrick Dunn, 1993-96

Most Yards Gained (SEASON)

By a Freshman - 888, Greg Allen, 1981
By a Sophomore - 1,230, Sammie Smith, 1987
By a Junior - 1,242, Warrick Dunn, 1995
By a Senior - 1,180, Warrick Dunn, 1996

Most Games

Gaining 100 Yards
Season - 8, Warrick Dunn, 1995
Career - 21, Warrick Dunn, 1993-96

Consecutive 100-Yard Games

Career - 6, Warrick Dunn, 1995

Most Games Gaining 200 Yards

Season - 2, Greg Allen, 1981
Career - 4, Greg Allen, 1981-84

Most Games Gaining 300 Yards

Season - 1, Greg Allen, 1981
Career - 1, Greg Allen, 1981

Highest Average Per Rush

Game (Min. 10 atts.) - 15.0 (12-180), Warrick Dunn vs. Clemson, Sept. 9, 1995;
 (Min. 20 atts.) - 10.1 (22-223), Greg Allen vs. Arizona State, Nov. 4, 1984
Season (Min. 100 atts.) - 7.5 (166-1,242), Warrick Dunn, 1995
Career (Min. 200 atts.) - 6.9 (575-3,959), Warrick Dunn, 1993-96

Most Touchdowns Rushing

Game - 4, Greg Allen vs. South Carolina, Nov. 6, 1982 and vs. Louisville, Nov. 13, 1982
Season - 20, Greg Allen, 1982
Career - 44, Greg Allen, 1981-84

Longest Rush

Game - 97, Larry Key vs. Virginia Tech, Nov. 11, 1976

Most All-Purpose Yardage

Game - 417, Greg Allen vs. Western Carolina, Oct. 31, 1981
Season - 1,605, Greg Allen, 1982
Career - 5,321, Warrick Dunn, 1993-96

Longest Touchdown Runs From Scrimmage

- 97 yards, Larry Key vs. Virginia Tech, 1976
- 95 yards, Sammie Smith vs. Furman, 1987
- 88 yards, Sean Jackson vs. Wake Forest, 1992
- 85 yards, Rock Preston vs. Duke, 1995
- 83 yards, Sammie Smith vs. East Carolina, 1987
- 81 yards, Greg Allen vs. Arizona State, 1984
- 81 yards, Fred Pickard vs. Virginia Tech, 1957
- 80 yards, Warrick Dunn vs. Miami, 1996
- 80 yards, Phil Spooner vs. Houston, 1965
- 78 yards, Buck Metts vs. Stetson, 1964
- 77 yards, Jessie Hester vs. Miami, 1984
- 74 yards, Bobby McKinnon vs. Memphis State, 1973

Longest Runs From Scrimmage Without Scoring

- 84 yards, Clyde Allen vs. Maryland, 1992
- 78 yards, LeRoy Butler vs. Clemson, 1988
- 76 yards, Roy Thompson vs. Stetson, 1951
- 74 yards, Dexter Carter vs. Memphis State, 1987
- 66 yards, Greg Allen vs. Louisiana State, 1981
- 65 yards, Dennis McKinnon vs. West Virginia (Gator Bowl), 1982
- 65 yards, Wayne Giardino vs. Oklahoma (Gator Bowl), 1965
- 64 yards, Sammie Smith vs. Miami, 1987
- 64 yards, Nelson Italiano vs. Troy State, 1951
- 63 yards, Lawrence Dawsey vs. Memphis State, 1990

R E C O R D B O O K • R U S H I N G

Single-Game Rushing Yards

PLAYER	OPPONENT	YEAR	YDS
1. Greg Allen	Western Carolina	1981	322
2. Sammie Smith	East Carolina	1987	244
3. Greg Allen	Arizona State	1984	223
4. Sammie Smith	Tulane	1988	212
Victor Floyd	South Carolina	1985	212
6. Sammie Smith	Indiana (All-American Bowl)	1986	205
7. Greg Allen	Louisiana State	1981	202
8. Greg Allen	Louisiana State	1983	201
Tony Smith	Oklahoma State	1982	201
10. Sammie Smith	Miami	1987	189
11. Sam Platt	Memphis State	1980	188
12. Warrick Dunn	Florida	1996	185
13. Warrick Dunn	Miami	1995	184
14. Warrick Dunn	Clemson	1995	180
15. Warrick Dunn	Georgia Tech	1994	174
16. Greg Allen	Louisville	1982	173
17. Larry Key	Auburn	1977	170

Season Rushing Yardage

NAME, YEAR	CARRIES	YARDS
1. Warrick Dunn, 1995	166	1242
2. Sammie Smith, 1987	172	1230
3. Warrick Dunn, 1996	189	1180
4. Greg Allen, 1983	200	1134
5. Warrick Dunn, 1994	152	1026
6. Larry Key, 1977	239	1117
7. Mark Lyles, 1979	225	1011
8. Sam Platt, 1980	224	983
9. Amp Lee, 1991	186	977
10. Greg Allen, 1984	133	971
11. Hodges Mitchell, 1972	192	944

Career Rushing Yardage

NAME, YEARS	CARRIES	YARDS
1. Warrick Dunn (93-96)	575	3959
2. Greg Allen (81-84)	624	3769
3. Larry Key (74-77)	625	2953
4. Sammie Smith (85-88)	411	2539
5. Mark Lyles (76-79)	515	2218
6. Sean Jackson (90-93)	347	2133
7. Amp Lee (89-91)	405	2092
8. Dexter Carter (86-89)	327	1788
9. Tom Bailey (68-70)	381	1714
10. Ricky Williams (79-82)	320	1625
11. Hodges Mitchell (72-73)	363	1613

Season Rushing Touchdowns

NAME, YEAR	TD
1. Greg Allen, 1982	20
2. Amp Lee, 1990	16
3. Dayne Williams, 1987	15
4. Warrick Dunn, 1995	13
Greg Allen, 1983	13
6. Warrick Dunn, 1996	12
Pooh Bear Williams, 1995	12
8. Zack Crockett, 1994	11
Amp Lee, 1991	11
10. William Floyd, 1992	9
11. Dexter Carter, 1989	8
Greg Allen, 1984	8
Greg Allen, 1983	8
Kelly Lowrey, 1983	8
Mark Lyles, 1979	8
Jim Mankins, 1966	8

Career Rushing Touchdowns

NAME, YEARS	TD
1. Greg Allen (81-84)	44
2. Warrick Dunn (93-96)	37
3. Amp Lee (89-91)	30
4. Dayne Williams (86-88)	24
5. Mark Lyles (76-79)	20
6. Dexter Carter (86-89)	17
7. William Floyd (91-93)	16
8. Sammie Smith (86-88)	15
9. Bill Moremen (65-67)	14
10. Sean Jackson (90-93)	13
Edgar Bennett (87-91)	13
Kelly Lowrey (80-83)	13
Larry Key (74-77)	13

YEAR-BY-YEAR RUSHING LEADERS

YEAR	NAME	NO	YARDS	AVG	TD
1955	Lee Corso	111	431	3.9	3
1956	Bobby Renn	105	596	5.7	2
1957	Fred Pickard	86	463	5.4	2
1958	Fred Pickard	122	615	5.0	4
1959	Fred Pickard	131	481	3.7	4
1960	Bud Whitehead	81	293	3.6	2
1961	Keith Kindermann	81	385	4.8	1
1962	Gene Roberts	75	299	4.0	0
1963	Dave Snyder	107	500	4.7	3
1964	Phil Spooner	136	516	3.8	5
1965	Jim Mankins	85	326	3.8	1
1966	Bill Moremen	123	480	3.9	7
1967	Bill Moremen	94	439	4.7	5
1968	Tom Bailey	116	570	4.9	2
1969	Tom Bailey	144	630	4.4	2
1970	Tom Bailey	121	514	4.2	2
1971	Paul Magalski	106	516	4.9	3
1972	Hodges Mitchell	192	944	4.9	3
1973	Hodges Mitchell	171	669	3.9	2
1974	Larry Key	123	602	4.9	3
1975	Leon Bright	162	675	4.2	3
1976	Larry Key	144	712	4.9	4
1977	Larry Key	239	1117	4.7	3
1978	Homes Johnson	183	817	4.5	4
1979	Mark Lyles	225	1011	4.5	8
1980	Sam Platt	224	983	4.4	6
1981	Greg Allen	139	888	6.4	3
1982	Ricky Williams	134	857	6.4	3
1983	Greg Allen	200	1134	5.7	13
1984	Greg Allen	133	971	7.3	8
1985	Tony Smith	111	678	6.1	4
1986	Victor Floyd	129	654	5.1	6
1987	Sammie Smith	172	1230	7.1	7
1988	Sammie Smith	108	577	5.3	4
1989	Dexter Carter	131	684	5.2	8
1990	Amp Lee	158	825	5.2	16
1991	Amp Lee	186	977	5.3	11
1992	Tiger McMillon	116	579	5.0	3
1993	Sean Jackson	134	825	6.2	5
1994	Warrick Dunn	152	1026	6.8	8
1995	Warrick Dunn	166	1242	7.5	13
1996	Warrick Dunn	189	1180	6.2	12

SEASON RECORDS

First Downs Rushing

1. 152 in 1987
2. 149 in 1993
3. 146 in 1984
4. 140 in 1983
5. 137 in 1980
6. 135 in 1991
7. 122 in 1992
8. 118 in 1985
9. 117 in 1981
10. 116 in 1982

Most Rushing Plays

1. 603 in 1980
2. 571 in 1984
3. 530 in 1987
4. 519 in 1975
5. 518 in 1983
6. 515 in 1953
7. 507 in 1979
8. 507 in 1991
9. 503 in 1985
10. 492 in 1981

Rushing Yards Per Play

1. 5.80 in 1995
2. 5.69 in 1985
3. 5.67 in 1993

4. 5.65 in 1987
5. 5.29 in 1984
6. 5.06 in 1990
7. 5.00 in 1988
8. 5.00 in 1994
9. 4.95 in 1949
10. 4.90 in 1982

Most Yards Rushing

1. 3021 in 1984
2. 2995 in 1987
3. 2667 in 1993
4. 2552 in 1983
5. 2451 in 1995
6. 2393 in 1994
7. 2369 in 1985
8. 2339 in 1982
9. 2287 in 1991
10. 2252 in 1992

Most Yards Rushing Per Game

1. 274.6 in 1984
2. 272.3 in 1987
3. 259.5 in 1991
4. 229.3 in 1983
5. 225.9 in 1950
6. 222.8 in 1995
7. 222.3 in 1993
8. 219.4 in 1949
9. 215.4 in 1985
10. 214.2 in 1953



Larry Key

ALL-TIME 100-YARD RUSHING GAMES

YDS	PLAYER	OPPONENT	YEAR
322	Greg Allen	W. Carolina	1981
244	Sammie Smith	East Carolina	1987
223	Greg Allen	Arizona State	1984
212	Victor Floyd	South Carolina	1985
212	Sammie Smith	Tulane	1988
202	Greg Allen	LSU	1981
201	Greg Allen	LSU	1983
189	Sammie Smith	Miami	1987
188	Sam Platt	Memphis State	1980
185	Warrick Dunn	Florida	1996
184	Warrick Dunn	Miami	1995
180	Warrick Dunn	Clemson	1995
176	Sammie Smith	Furman	1987
174	Warrick Dunn	Georgia Tech	1994
173	Greg Allen	Louisville	1982
170	Larry Key	Auburn	1977
165	Rock Preston	Notre Dame	1994
163	Keith Ross	South Carolina	1985
163	Warrick Dunn	Notre Dame	1994
163	Warrick Dunn	Miami	1996
162	Warrick Dunn	Wake Forest	1994
161	Buddy Strauss	Mississippi College	1949
158	Chris Parker	East Carolina	1988
155	Mike Davison	Tulsa	1972
154	Larry Key	Virginia Tech	1976
154	Greg Allen	East Carolina	1983
152	Mike Sellers	Sul Ross	1951
152	Homes Johnson	Virginia Tech	1978
151	Mark Lyles	Florida	1979
151	Roosevelt Snipes	South Carolina	1984
151	Roosevelt Snipes	UT-Chattanooga	1984
150	Bobby Renn	Abilene Christian	1957
149	Art Munroe	Southern Miss	1971
147	Tony Smith	Tulsa	1985
146	Ken McLean	Cumberland	1948
145	Greg Allen	Louisville	1983
143	Larry Key	Florida	1977
143	Greg Allen	Memphis State	1984
143	Warrick Dunn	North Carolina	1995
142	Keith Kinderman	Richmond	1961
142	Phil Spooner	Houston	1965
142	Mark Lyles	Cincinnati	1979
142	Sammie Smith	Southern Miss	1987
142	Dexter Carter	Miami	1989
141	Bobby Fiveash	Tampa	1953
140	Ricky Williams	Louisville	1982
138	Hodges Mitchell	Virginia Tech	1972
138	Leon Bright	Utah State	1975
138	Tiger McMillon	Virginia	1992
135	Homes Johnson	Syracuse	1978
135	Ricky Williams	Notre Dame	1981
135	Greg Allen	Temple	1984
135	Dexter Carter	Memphis State	1987
133	Roy Thompson	Wofford	1951
133	Fred Pickard	Tennessee	1958
133	Greg Allen	Kansas	1984
133	Warrick Dunn	Clemson	1994
132	Mark Lyles	South Carolina	1979
132	Tony Smith	Kansas	1985
131	Tom Bailey	Mississippi State	1969
131	Hodges Mitchell	Mississippi State	1972
131	Warrick Dunn	Virginia	1996
130	Mike Sellers	Howard	1950
130	Bobby Renn	Furman	1958
130	Hodges Mitchell	Kansas	1972

R E C O R D B O O K • R U S H I N G

130	Sam Platt	East Carolina	1980	108	Lee Corso	N.C. State	1956
127	Chris Parker	Louisiana Tech	1988	108	Jeff Leggett	Auburn	1976
127	Larry Key	Oklahoma State	1977	108	Sam Platt	Virginia Tech	1980
126	Larry Green	Memphis State	1967	108	Roosevelt Snipes	Florida	1984
126	Rock Preston	Duke	1995	108	Warrick Dunn	N.C. State	1996
125	Phil Spooner	Oklahoma	1965	107	Lee Corso	Villanova	1955
125	Greg Allen	Cincinnati	1983	107	Sam Platt	Louisville	1980
124	Bobby Renn	Villanova	1956	107	Amp Lee	Virginia Tech	1991
124	Larry Key	Memphis State	1974	107	Sean Jackson	Duke	1993
124	Warrick Dunn	Duke	1995	106	Michael Whiting	Western Carolina	1981
123	Harry Bringer	Mississippi College	1950	106	Roosevelt Snipes	South Carolina	1983
123	Larry Key	Alabama	1974	106	Amp Lee	Syracuse	1991
123	Michael Whiting	Florida	1979	105	Fred Pickard	Virginia Tech	1957
123	Sam Platt	Pittsburgh	1980	105	Tom Bailey	Wake Forest	1968
123	Zack Crockett	Maryland	1994	105	Leon Bright	Miami	1974
122	Wyatt Parrish	Troy State	1949	105	Larry Key	Clemson	1975
122	Amp Lee	Michigan	1991	104	Lee Corso	Ohio University	1956
122	Warrick Dunn	N.C. State	1994	104	Bobby Renn	Auburn	1956
121	Roosevelt Snipes	Cincinnati	1983	104	Paul Magalski	Tulsa	1971
121	Warrick Dunn	North Carolina	1994	104	Paul Magalski	Pittsburgh	1971
121	Warrick Dunn	Florida	1995	104	Larry Key	Houston	1975
121	Warrick Dunn	Georgia Tech	1996	104	Greg Allen	Ohio State	1982
120	Larry Key	Kansas State	1977	104	Warrick Dunn	Maryland	1994
119	Dexter Carter	Virginia Tech	1988	103	Billy Odom	The Citadel	1955
119	Bobby Renn	Furman	1956	103	Jim Mankins	Texas Tech	1966
119	Sammie Smith	Louisville	1987	103	Art Munroe	Mississippi State	1969
119	Sean Jackson	South Carolina	1990	103	Roosevelt Snipes	Auburn	1984
118	Dexter Carter	So. Mississippi	1989	103	Keith Ross	Western Carolina	1985
118	Mark Lyles	Louisville	1979	103	Clyde Allen	Maryland	1992
117	Larry Brinkley	Virginia Tech	1963	102	Hodges Mitchell	Colorado State	1972
117	Hodges Mitchell	South Carolina	1972	102	Leon Bright	Texas Tech	1975
116	Sammie Smith	Florida	1986	102	Jessie Hester	Miami	1984
116	Sammie Smith	Florida	1987	102	Amp Lee	East Carolina	1990
116	Sean Jackson	Wake Forest	1993	101	Wyatt Parrish	Tampa	1949
115	Greg Allen	Tulane	1983	101	Keith Kinderman	Georgia	1961
115	Victor Floyd	South Carolina	1986	101	Dave Snyder	Furman	1963
114	Tom Bailey	Miami	1970	101	Hodges Mitchell	San Diego State	1973
114	Cletis Jones	Kansas	1984	101	Sean Jackson	N.C. State	1992
114	Tony Smith	Western Carolina	1985	101	Warrick Dunn	N.C. State	1995
113	Stan Dobosz	Furman	1952	101	Khalid Abdullah	Wake Forest	1995
113	Bill Gunter	South Carolina	1967	100	Fred Pickard	Tampa	1957
113	Tom Bailey	South Carolina	1969	100	Mike Davison	Mississippi State	1972
113	Tom Bailey	Virginia Tech	1969	100	Mark Lyles	Pittsburgh	1978
113	Paul Magalski	Tulsa	1971	100	Mark Lyles	Florida	1978
113	Sam Platt	Tulsa	1980	100	Roosevelt Snipes	Auburn	1983
113	Greg Allen	East Carolina	1984	100	Warrick Dunn	Central Florida	1995
112	Sean Jackson	Georgia Southern	1990				
112	Amp Lee	Tulane	1991				
112	Amp Lee	LSU	1991				
112	Warrick Dunn	Wake Forest	1995				
111	Wyatt Parrish	Cumberland	1948				
111	Junior Metts	VMI	1953				
111	Paul Magalski	South Carolina	1969				
111	Greg Allen	Tulane	1984				
111	Cletis Jones	UT-Chattanooga	1984				
111	Dexter Carter	Florida	1987				
111	Sammie Smith	Tulane	1987				
111	Charlie Ward	Maryland	1992				
110	Mike Sellers	Randolph-Macon	1950				
110	Larry Key	Memphis State	1977				
110	Ricky Williams	Florida	1982				
110	Victor Floyd	Louisville	1986				
110	Amp Lee	Auburn	1989				
109	Ricky Williams	Boston College	1980				
109	Greg Allen	Miami	1981				
109	Roosevelt Snipes	Louisville	1983				
109	Sammie Smith	Florida	1988				
109	Warrick Dunn	Maryland	1996				
108	Mike Sellers	Tampa	1950				

TEAM RECORDS

Offense

SINGLE-GAME

Most Rushes - 81, vs. East Carolina, Sept. 20, 1980

Most Rushes, Both Teams - 120, vs. Oklahoma, Sept. 25, 1976

Most Yards - 479, vs. Western Carolina, Oct. 31, 1981

Most Yards, Both Teams - 706, vs. Louisville, Nov. 13, 1982

Most Touchdowns - 7, vs. East Carolina, Sept. 20, 1980; vs. Cincinnati, Nov. 10, 1990

SINGLE-SEASON

Most Yards - 3,021, 1984

Most Yards Per Game - 274.6, 1984 (3,021-11)

Highest Average Per Play - 5.8, 1995 (2,696-420)

Most Touchdowns - 35, 1995

Passing



Steve Tensi



Casey Weldon



Charlie Ward

INDIVIDUAL RECORDS

Most Passes Attempted

Game - 67, Danny Kanell vs. Virginia, Nov. 2, 1995
Season - 402, Danny Kanell, 1995
Career - 851, Danny Kanell, 1992-95

Most Passes Completed

Game - 41, Danny Kanell vs. Georgia Tech, Oct. 21, 1995
Season - 264, Charlie Ward, 1993
Career - 529, Danny Kanell, 1992-95

Most Yards Gained

Game - 508, Bill Cappleman vs. Memphis State, Nov. 15, 1969
Season - 3,124, Peter Tom Willis, 1989
Career - 6,378, Gary Huff, 1970-72

Most Yards Per Attempt

Game (Min. 15 atts.) - 15.5 (482-31), Peter Tom Willis vs. Memphis State, Nov. 18, 1989
Season (Min. 100 atts.) - 9.0 (3,124-346), Peter Tom Willis, 1989
Career (Min. 300 atts.) - 8.6 (4,291-500), Peter Tom Willis, 1986-89

Most Yards Per Completion

Game (Min. 15 atts.) - 25.0 (325-13), Casey Weldon vs. Florida, Dec. 1, 1990
Season (Min. 100 atts.) - 15.6 (1,218-78), Eric Thomas, 1984
Career (Min. 300 atts.) - 14.6 (6,378-436), Gary Huff, 1970-72

Most Touchdown Passes


Game - 6, Peter Tom Willis vs. Memphis State, Nov. 18, 1989
Season - 32, Danny Kanell, 1995
Career - 57, Danny Kanell, 1992-95

Consecutive Games With a Touchdown Pass

Career - 13, Gary Huff, 1970-72; Danny Kanell, 1994-95

Highest Completion Percentage

Game (Min. 15 atts.) - 87.5 (28-32), Danny Kanell vs. N.C. State, Sept. 16, 1995
Season (Min. 100 atts.) - 69.5 (264-380), Charlie Ward, 1993
Career (Min. 300 atts.) - 62.3 (473-759), Charlie Ward, 1989-93



Bill Cappleman

Highest Passing Efficiency Rating

Season (Min. 10 atts./game) - 157.8, Charlie Ward, 1993
Career (Min. 15 cmp./game) - 148.5, Peter Tom Willis, 1986-89

Longest Pass

Game - 96, Jimmy Jordan to Kurt Unglaub vs. Virginia Tech, Nov. 20, 1976

Most 200-Yard Games

Season - 9, Gary Huff, 1972; Peter Tom Willis, 1989 and Charlie Ward, 1993
Career - 17, Charlie Ward, 1989-93

Consecutive 200-Yard Games

Career - 11, Gary Huff, 1971-72

Most 300-Yard Games

Season - 7, Danny Kanell, 1995
Career - 10, Danny Kanell, 1992-95

Consecutive 300-Yard Games

Season - 3, Peter Tom Willis, 1989
Career - 3, Kim Hammond, 1967 and Peter Tom Willis, 1989

Lowest Interception Percentage

Season (Min. 100 atts.) - 1.05 (4-380), Charlie Ward, 1993
Career (Min. 300 atts.) - 2.90 (22-759), Charlie Ward, 1989-93

Most Interceptions Thrown

Game - 5, Bill Cappleman vs. Virginia Tech, Nov. 2, 1968
Season - 23, Gary Huff, 1972
Career - 42, Gary Huff, 1970-72

R E C O R D B O O K • P A S S I N G

Single-Game Passing Yards

PLAYER	OPPONENT	YEAR	YDS
1. Bill Cappleman	Memphis State	1969	508
2. Peter Tom Willis	Memphis State	1989	482
3. Danny Kanell	Virginia	1995	454
4. Charlie Ward	Florida	1993	446
5. Bill Cappleman	South Carolina	1968	437
6. Danny Kanell	Maryland	1994	427
7. Peter Tom Willis	Nebraska (Fiesta Bowl)	1990	422
8. Gary Huff	Houston	1972	409
9. Charlie Ward	Maryland	1992	395
10. Danny McManus	Nebraska (Fiesta Bowl)	1988	375
11. Gary Huff	Virginia Tech	1971	374

Season Passing Yardage

NAME, YEAR	YARDS
1. Peter Tom Willis, 1989	3124
2. Charlie Ward, 1993	3032
3. Danny Kanell, 1995	2957
4. Gary Huff, 1972	2893
5. Danny Kanell, 1994	2781
6. Gary Huff, 1971	2736
7. Charlie Ward, 1992	2647
8. Casey Weldon, 1991	2527
9. Bill Cappleman, 1969	2467
10. Bill Cappleman, 1968	2410
11. Kim Hammond, 1967	1991

Career Passing Yardage

NAME, YEARS	YARDS
1. Gary Huff (70-72)	6378
2. Danny Kanell (92-95)	6372
3. Charlie Ward (89-93)	5747
4. Bill Cappleman (67-69)	4904
5. Casey Weldon (88-91)	4628
6. Peter Tom Willis (86-89)	4291
7. Jimmy Jordan (76-79)	4144
8. Chip Ferguson (85-88)	3846
9. Wally Woodham (75, 77-79)	3550
10. Kelly Lowrey (80-83)	3469

Single-Game Pass Completions

PLAYER	OPPONENT	YEAR	PASSES
1. Danny Kanell	Georgia Tech	1995	41
2. Danny Kanell	Florida	1994	40
3. Charlie Ward	Florida	1993	38
4. Kim Hammond	Penn State (Gator Bowl)	1967	37
5. Danny Kanell	Virginia	1995	32
6. Charlie Ward	Notre Dame	1993	31
Bill Cappleman	Memphis State	1969	31
8. Danny Kanell	N.C. State	1995	28
Danny Kanell	Wake Forest	1995	28
Danny McManus	Nebraska (Fiesta Bowl)	1988	28
Kelly Lowrey	East Carolina	1983	28
Gary Pajcic	Virginia Tech	1966	28
13. Charlie Ward	North Carolina State	1993	27
Charlie Ward	North Carolina	1993	27
Charlie Ward	Florida	1992	27
Gary Huff	Florida	1972	27
Gary Huff	Houston	1972	27
18. Charlie Ward	Maryland	1992	26
Gary Huff	Kansas	1972	26
Gary Huff	South Carolina	1971	26

Season Passes Completed

NAME, YEAR	ATT	COMP
1. Charlie Ward, 1993	380	264
2. Danny Kanell, 1995	402	257
3. Danny Kanell, 1994	380	227
4. Peter Tom Willis, 1989	346	211

5. Gary Huff, 1972	385	206
6. Charlie Ward, 1992	365	204
7. Casey Weldon, 1991	313	189
8. Gary Huff, 1971	327	184
9. Bill Cappleman, 1969	344	183
10. Bill Cappleman, 1968	287	162

Career Passes Completed

NAME, YEARS	ATT	COMP
1. Danny Kanell (92-95)	851	529
2. Charlie Ward (89-93)	759	473
3. Gary Huff (70-72)	796	436
4. Bill Cappleman (67-69)	636	349
5. Casey Weldon (88-91)	545	323
6. Peter Tom Willis (86-89)	500	304
7. Jimmy Jordan (76-79)	594	297
8. Chip Ferguson (85-88)	496	281
9. Wally Woodham (75, 77-79)	476	273
10. Kelly Lowrey (80-83)	464	252
Steve Tensi (62-64)	472	252

YEAR-BY-YEAR PASSING

YEAR	NAME	ATT	COMP	INT	YDS	TD
1955	Len Swantic	73	37	5	576	2
1956	Lee Corso	59	32	5	369	5
1957	Bobby Renn	54	23	4	263	2
1958	Vic Prinzi	71	40	5	480	7
1959	Joe Majors	168	90	7	1063	7
1960	Ed Trancygier	97	38	10	552	6
1961	Eddie Feely	83	48	3	471	4
1962	Steve Tensi	121	60	2	796	6
1963	Steve Tensi	147	71	9	915	9
1964	Steve Tensi	204	121	10	1681	14
1965	Ed Pritchett	247	110	14	1225	5
1966	Gary Pajcic	232	125	9	1590	8
1967	Kim Hammond	241	140	10	1991	15
1968	Bill Cappleman	287	162	11	2410	25
1969	Bill Cappleman	344	183	18	2467	14
1970	Tommy Warren	190	97	10	1594	11
1971	Gary Huff	327	184	18	2736	23
1972	Gary Huff	385	206	23	2893	25
1973	Billy Sexton	128	51	12	754	4
1974	Ron Coppess	145	78	7	817	2
1975	Clyde Walker	203	117	8	1619	10
1976	Jimmy Black	179	104	9	1535	9
1977	Wally Woodham	154	94	9	1270	8
1978	Jimmy Jordan	199	108	9	1427	14
1979	Jimmy Jordan	180	87	14	1173	13
1980	Rick Stockstill	201	121	8	1377	15
1981	Rick Stockstill	238	122	14	1356	11
1982	Kelly Lowrey	217	113	8	1671	11
1983	Kelly Lowrey	233	131	12	1720	12
1984	Eric Thomas	161	78	4	1218	14
1985	Chip Ferguson	130	70	8	990	11
1986	Danny McManus	112	65	2	872	7
1987	Danny McManus	264	138	9	1964	14
1988	Chip Ferguson	194	122	11	1714	16
1989	Peter Tom Willis	346	211	9	3124	20
1990	Casey Weldon	182	112	4	1600	12
1991	Casey Weldon	313	189	8	2527	22
1992	Charlie Ward	365	204	17	2647	22
1993	Charlie Ward	380	264	4	3032	27
1994	Danny Kanell	380	227	13	2781	17
1995	Danny Kanell	402	257	13	2957	32
1996	Thad Busby	243	134	12	1866	16

SEASON RECORDS

Most Pass Attempts

1. 469 in 1993
2. 465 in 1995
3. 441 in 1994
4. 390 in 1991
5. 389 in 1972
6. 387 in 1992
- 387 in 1989
8. 369 in 1978
9. 356 in 1969
- 356 in 1968

Most Times Intercepted

1. 23 in 1972
2. 21 in 1973
- 21 in 1967
- 21 in 1954
5. 18 in 1994
- 18 in 1988
- 18 in 1981
8. 17 in 1992

Most Pass Completions

1. 327 in 1993
2. 297 in 1995
3. 264 in 1994
4. 234 in 1991
5. 230 in 1989
6. 222 in 1990
7. 214 in 1992
8. 209 in 1972
9. 206 in 1978
10. 195 in 1968

Most Yards Passing

1. 3909 in 1993
2. 3616 in 1995
3. 3448 in 1989
4. 3234 in 1994
5. 3114 in 1991
6. 2974 in 1972
7. 2844 in 1968
8. 2838 in 1970
9. 2828 in 1992
10. 2785 in 1990
- 2785 in 1982

Highest Completion Percentage

1. 69.7 in 1993
2. 63.9 in 1995
3. 63.8 in 1990
4. 60.0 in 1991
5. 59.9 in 1994
6. 59.4 in 1989
7. 59.0 in 1964
8. 58.9 in 1988
9. 58.6 in 1980
10. 56.2 in 1983

Most Yards Passing Per Game

1. 328.7 in 1995
2. 325.8 in 1993
3. 313.5 in 1989
4. 294.0 in 1994
5. 284.4 in 1968
6. 270.4 in 1972
7. 259.5 in 1991
8. 258.4 in 1967
9. 258.0 in 1970
10. 257.1 in 1992



Danny Kanell

Game Pass Attempts

PLAYER	OPPONENT	YEAR	PASSES
1. Danny Kanell	Virginia	1995	67
2. Gary Huff	Florida	1972	58
3. Danny Kanell	Florida	1994	53
Charlie Ward	Florida	1993	53
Kim Hammond	Penn State (Gator Bowl)	1967	53
Gary Pajcic	Virginia Tech	1966	53
7. Danny Kanell	Georgia Tech	1995	51
Casey Weldon	Florida	1991	51
Danny McManus	Nebraska (Fiesta Bowl)	1988	51
Gary Huff	Houston	1972	51
11. Charlie Ward	Notre Dame	1993	50
Bill Cappleman	Memphis State	1969	50

Season Touchdown Passes

NAME, YEAR	TD
1. Danny Kanell, 1995	32
2. Charlie Ward, 1993	27
3. Gary Huff, 1972	25
Bill Cappleman, 1968	25
5. Gary Huff, 1971	23
6. Charlie Ward, 1992	22
Casey Weldon, 1991	22
8. Peter Tom Willis, 1989	20
9. Danny Kanell, 1994	17
10. Thad Busby, 1996	16
Chip Ferguson, 1988	16
12. Rick Stockstill, 1980	15
Kim Hammond, 1967	15

Career Touchdown Passes

NAME, YEARS	TD
1. Danny Kanell (92-95)	57
2. Gary Huff (70-72)	52
3. Charlie Ward (89-93)	49
4. Casey Weldon (88-91)	41
5. Jimmy Jordan (76-79)	39
Bill Cappleman (67-69)	39
7. Chip Ferguson (85-88)	34
8. Peter Tom Willis (86-89)	33
9. Steve Tensi (62-64)	28
10. Rick Stockstill (77, 79-81)	26
11. Danny McManus (84-87)	25

Longest Touchdown Passes

1. 96 yards, Jimmy Jordan to Kurt Unglaub vs. Virginia Tech, 1976
2. 95 yards, Jimmy Black to Rudy Thomas vs. Southern Mississippi, 1976
3. 93 yards, Chip Ferguson to Lawrence Dawsey vs. Southern Mississippi, 1988
4. 91 yards, Jimmy Black to Kurt Unglaub vs. North Texas State, 1976
5. 88 yards, Casey Weldon to Amp Lee vs. Tulane, 1989
- 88 yards, Gary Huff to Barry Smith vs. Kansas, 1971
7. 86 yards, Charlie Ward to Tamarick Vanover vs. Virginia, 1993
- 86 yards, Gary Pajcic to Ron Sellers vs. Wake Forest, 1966
9. 83 yards, Blair Williams to Dennis McKinnon vs. South Carolina, 1982
10. 82 yards, Gary Pajcic to Ron Sellers vs. Maryland, 1968

RECORD BOOK • PASSING

ALL-TIME 300-YARD PASSING GAMES

YDS	PLAYER	OPPONENT	YEAR
508	Bill Cappleman	Memphis State	1969
482	Peter Tom Willis	Memphis State	1989
454	Danny Kanell	Virginia	1995
446	Charlie Ward	Florida	1993
437	Bill Cappleman	South Carolina	1968
427	Danny Kanell	Maryland	1994
421	Danny Kanell	Florida	1994
409	Gary Huff	Houston	1972
395	Charlie Ward	Maryland	1992
394	Danny Kanell	Duke	1994
374	Gary Huff	Virginia Tech	1971
372	Bill Cappleman	Tulsa	1969
369	Kim Hammond	Mississippi State	1967
366	Gary Huff	South Carolina	1971
365	Bill Cappleman	Wake Forest	1968
362	Kim Hammond	Penn State	1967
362	Peter Tom Willis	South Carolina	1989
357	Eric Thomas	Auburn	1984
351	Bill Cappleman	Houston	1968
351	Jimmy Black	Southern Miss	1976
347	Gary Huff	Arizona State	1971
347	Casey Weldon	Syracuse	1991
346	Danny Kanell	Maryland	1995
342	Danny Kanell	Wake Forest	1995
341	Danny Kanell	Maryland	1993
338	Peter Tom Willis	Virginia Tech	1989
331	Charlie Ward	Florida	1992
330	Danny Kanell	Virginia	1994
329	Gary Huff	Miami	1972
325	Gary Huff	Florida	1972
324	Peter Tom Willis	Tulane	1989
322	Kelly Lowery	East Carolina	1983
322	Charlie Ward	Virginia	1993
319	Peter Tom Willis	Florida	1989
317	Charlie Ward	Clemson	1993
316	Thad Busby	Virginia	1996
314	Kim Hammond	Virginia Tech	1967
313	Joe Majors	Tampa	1959
312	Jimmy Jordan	LSU	1979
312	Gary Pajcic	Virginia Tech	1966
310	Danny Kanell	N.C. State	1995
305	Casey Weldon	Florida	1991
304	Thad Busby	Clemson	1996
303	Steve Tensi	Oklahoma	1965
303	Charlie Ward	North Carolina	1993
302	Danny Kanell	Georgia Tech	1995
302	Kim Hammond	Memphis State	1967
302	Thad Busby	Southern Mississippi	1996
301	Peter Tom Willis	LSU	1989
300	Gary Huff	Kansas	1971

CONSECUTIVE 300-YARD PASSING GAMES

PLAYER	GAMES
Danny Kanell, 1995	3
Peter Tom Willis, 1989	3
Kim Hammond, 1967	3
Danny Kanell, 1994	2
Charlie Ward, 1993	2
Peter Tom Willis, 1989	2
Gary Huff, 1971	2
Bill Cappleman, 1968	2

CAREER 300-YARD PASSING GAMES

PLAYER	GAMES
Danny Kanell, 1992-95	10
Gary Huff, 1970-72	7
Charlie Ward, 1989-93	6
Peter Tom Willis, 1986-89	6
Bill Cappleman, 1967-69	5
Kim Hammond, 1966-67	4
Thad Busby, 1993-present	3
Casey Weldon, 1988-93	2

TEAM RECORDS

Offense

SINGLE-GAME

- Most Passes Attempted** - 68, vs. Virginia, Nov. 2, 1995
 - Most Passes Attempted, Both Teams** - 109, vs. Maryland, Nov. 18, 1995
 - Most Passes Completed** - 40, vs. Florida, Nov. 26, 1994
 - Most Passes Completed, Both Teams** - 81, vs. Maryland, Nov. 18, 1995
 - Highest Percentage Completed** (Min. 20 atts.) - 78.3 (36-46) vs. N.C. State 9/16/95
 - Most Interceptions Thrown** - 7, vs. South Carolina, Nov. 10, 1984
 - Most Yards Gained** - 535, vs. Memphis State, Nov. 18, 1989
 - Most Yards Gained, Both Teams** - 876, vs. Maryland, Nov. 18, 1995
 - Touchdown Passes** - 7, vs. N.C. State, Sept. 16, 1995
- #### SINGLE-SEASON
- Most Passes Attempted** - 469, 1993
 - Most Passes Completed** - 327, 1993
 - Highest Average Per Attempt** - 8.91, 1989 (3,448-387)
 - Highest Average Per Completion** - 16.3, 1984 (1,938-119)
 - Most Yards** - 3,909, 1993
 - Most Yards Per Game** - 325.8, 1993 (3,909-12)
 - Highest Completion Percentage** - 69.7, 1993 (327-469)
 - Most TD Passes** - 37, 1993
 - Highest Passing Efficiency Rating Points** - 163.2, 1993



Wally Woodham, Jimmy Jordan and Coach Bowden

Receiving

INDIVIDUAL RECORDS

Most Passes Caught

Game - 16, Ron Sellers vs. South Carolina, Oct. 26, 1968

Season - 86, Ron Sellers, 1968

Career - 212, Ron Sellers, 1966-68

Consecutive Games Catching a Pass

Career - 30, Ron Sellers, 1966-68 and Lawrence Dawsey, 1987-90

Most Yards Gained

Game - 260, Ron Sellers vs. Wake Forest, Nov. 23, 1968

Season - 1,496, Ron Sellers, 1968

YEAR-BY-YEAR RECEIVING

YEAR	NAME	NO	YARDS	TD
1955	Tom Feamster	18	258	1
1956	Joe Holt	16	140	3
	Ron Schomburger	16	140	0
1957	Bob Nellums	21	217	2
1958	Jack Espenship	18	200	1
1959	Bud Whitehead	31	320	2
1960	Bud Whitehead	23	212	1
1961	Jim Daniel	10	113	0
	Tom Hillabrand	10	66	0
1962	Keith Kindermann	21	275	2
1963	Fred Biletnikoff	24	358	4
1964	Fred Biletnikoff	57	987	11
1965	Max Wettstein	24	365	3
1966	Ron Sellers	56	874	3
1967	Ron Sellers	70	1228	8
1968	Ron Sellers	86	1496	12
1969	Jim Tyson	49	720	4
1970	Rhett Dawson	54	946	5
1971	Rhett Dawson	62	817	7
1972	Barry Smith	69	1243	12
1973	Mike Shumann	21	280	2
1974	Mike Shumann	43	515	3
1975	Mike Shumann	38	730	5
1976	Ed Beckman	37	521	3
1977	Roger Overby	38	626	5
1978	Jackie Flowers	43	757	7
1979	Jackie Flowers	37	622	7
1980	Michael Whiting	25	203	0
1981	Michael Whiting	29	211	2
1982	Tony Johnson	30	500	2
1983	Jessie Hester	31	576	6
	Weegie Thompson	31	502	3
1984	Jessie Hester	42	832	9
1985	Hassan Jones	34	738	5
1986	Herb Gainer	27	441	5
1987	Herb Gainer	30	478	6
1988	Terry Anthony	32	550	8
1989	Lawrence Dawsey	38	683	4
1990	Lawrence Dawsey	65	999	7
1991	Shannon Baker	30	451	4
1992	Tamarick Vanover	42	581	4
1993	Kez McCorvey	74	966	6
1994	Kez McCorvey	59	870	4
1995	Andre Cooper	71	1002	15
1996	E.G. Green	34	662	7



Kez McCorvey

Career - 3,598, Ron Sellers, 1966-68

Highest Average Per Reception

Game (Min. 5 rec.) - 34.6 (173-5), Ron Sellers vs. Maryland, Sept. 21, 1968

Season (Min. 30 rec.) - 21.7 (738-34), Hassan Jones, 1985

Career (Min. 70 rec.) - 20.1 (2,392-119), Barry Smith, 1970-72

Most TD Passes Caught

Game - 5, Ron Sellers vs. Wake Forest, Nov. 23, 1968

Season - 15, Andre Cooper, 1995

Career - 25, Barry Smith, 1970-72

Most Yards Gained Per Game

Season - 149.6, Ron Sellers, 1968

Career - 119.9, Ron Sellers, 1966-68

Most 100-Yard Receiving Games

Season - 8, Barry Smith, 1972

Career - 18, Ron Sellers, 1966-68

Most 200-Yard Receiving Games

Season - 4, Ron Sellers, 1968

Career - 5, Ron Sellers, 1966-68

Longest Touchdown Passes

- 96 yards, Jimmy Jordan to Kurt Unglaub vs. Virginia Tech, 1976
- 95 yards, Jimmy Black to Rudy Thomas vs. Southern Mississippi, 1976
- 93 yards, Chip Ferguson to Lawrence Dawsey vs. Southern Mississippi, 1988
- 91 yards, Jimmy Black to Kurt Unglaub vs. North Texas State, 1976
- 88 yards, Gary Huff to Barry Smith vs. Kansas, 1971
- 88 yards, Casey Weldon to Amp Lee vs. Tulane, 1989
- 86 yards, Gary Pajcic to Ron Sellers vs. Wake Forest, 1966
- 86 yards, Charlie Ward to Tamarick Vanover vs. Virginia, 1993
- 83 yards, Blair Williams to Dennis McKinnon vs. South Carolina, 1982
- 82 yards, Gary Pajcic to Ron Sellers vs. Maryland, 1968

RECORD BOOK • RECEIVING

Single-Game Pass Receptions

PLAYER	OPPONENT	YEAR	CATCHES
1. Ron Sellers	South Carolina	1968	16
2. Ron Sellers	Wake Forest	1968	14
Ron Sellers	Houston	1968	14
Ron Sellers	Penn State (Gator Bowl)	1967	14
5. Lawrence Dawsey	Miami	1990	13
Kent Gaydos	Houston	1969	13
Ron Sellers	Memphis State	1968	13
Ron Sellers	Alabama	1967	13
Ron Sellers	Virginia Tech	1966	13
Fred Biletznikoff	Oklahoma (Gator Bowl)	1965	13

Season Receptions

NAME, YEAR	CATCHES
1. Ron Sellers, 1968	86
2. Kez McCorvey, 1993	74
3. Andre Cooper, 1995	71
4. Ron Sellers, 1967	70
5. Barry Smith, 1972	69
6. Lawrence Dawsey, 1990	65
7. Rhett Dawson, 1971	62
8. E.G. Green, 1995	60
9. Kez McCorvey, 1994	59
10. Fred Biletznikoff, 1964	57
11. Ron Sellers, 1966	56
12. Rhett Dawson, 1970	54

Career Receptions

NAME, YEARS	CATCHES
1. Ron Sellers (66-68)	212
2. Kez McCorvey (91-94)	189
3. Mike Shumann (73-75, 77)	134
4. Andre Cooper (93-96)	132
Warrick Dunn (93-96)	132
6. Lawrence Dawsey (87-90)	128
Rhett Dawson (69-71)	128
8. Barry Smith (70-72)	122
9. E.G. Green (94-)	112
10. Jessie Hester (81-84)	107
11. Kevin Knox (90-93)	102
12. Jackie Flowers (76-79)	101
13. Hassan Jones (82-85)	98

Single Game Receiving Yards

PLAYER	OPPONENT	YEAR	YDS
1. Ron Sellers	Wake Forest	1968	260
2. Ron Sellers	South Carolina	1968	259
3. Ron Sellers	Virginia Tech	1967	229
4. Ron Sellers	Memphis State	1968	218
5. Ron Sellers	Houston	1968	214
6. Kez McCorvey	Duke	1994	207
7. Fred Biletznikoff	Oklahoma (Gator Bowl)	1965	192
8. Andre Cooper	Maryland	1995	182
Fred Biletznikoff	Virginia Tech	1964	182
10. Jackie Flowers	Louisiana State	1979	174
11. Lawrence Dawsey	Florida	1990	172



Lawrence Dawsey

Season Receiving Yardage

NAME, YEAR	YARDS
1. Ron Sellers, 1968	1496
2. Barry Smith, 1972	1243
3. Ron Sellers, 1967	1228
4. E.G. Green, 1995	1007
5. Andre Cooper, 1995	1002
6. Lawrence Dawsey, 1990	999
7. Fred Biletznikoff, 1964	987
8. Kez McCorvey, 1993	966
9. Rhett Dawson, 1970	946
10. Ron Sellers, 1966	874
11. Kez McCorvey, 1994	870
12. Jessie Hester, 1984	832

Career Receiving Yardage

NAME, YEARS	YARDS
1. Ron Sellers (66-68)	3598
2. Kez McCorvey (91-94)	2660
3. Barry Smith (70-72)	2392
4. Mike Shumann (73-75, 77)	2306
5. Lawrence Dawsey (87-90)	2129
6. Jessie Hester (81-84)	2100
7. Rhett Dawson (69-71)	1915
8. E.G. Green (94-)	1861
9. Andre Cooper (93-96)	1810
10. Hassan Jones (82-85)	1764
11. Jackie Flowers (76-79)	1697
12. Ronald Lewis (86-88)	1582

Season Touchdown Catches

NAME, YEAR	TD
1. Andre Cooper, 1995	15
2. Barry Smith, 1972	13
3. Ron Sellers, 1968	12
4. E.G. Green, 1995	10
5. Fred Biletznikoff, 1964	11
6. Lawrence Dawsey, 1988	9
Jessie Hester, 1984	9
8. Terry Anthony, 1989	8
Terry Anthony, 1988	8
Ron Sellers, 1967	8
11. E.G. Green, 1996	7
Kevin Knox, 1993	7
Lawrence Dawsey, 1990	7
Hassan Jones, 1984	7
Jackie Flowers, 1979	7
Jackie Flowers, 1978	7
Sam Platt, 1978	7
Rhett Dawson, 1971	7

Career Touchdown Catches

NAME, YEARS	TD
1. Barry Smith (70-72)	25
2. Andre Cooper (93-96)	24
3. Ron Sellers (66-68)	23
4. Jessie Hester (81-84)	21
5. Lawrence Dawsey (87-90)	20
6. E.G. Green (94-)	18
7. Terry Anthony (86-89)	17
Hassan Jones (82-85)	17
9. Kez McCorvey (91-94)	16
Mike Shumann (73-75, 77)	16
Fred Biletznikoff (62-64)	16
12. Jackie Flowers (76-79)	14

R E C O R D B O O K • R E C E I V I N G

ALL-TIME 100-YARD RECEIVING GAMES

YDS	PLAYER	OPPONENT	YEAR	YDS	PLAYER	OPPONENT	YEAR
260	Ron Sellers	Wake Forest	1968	125	Barry Smith	Tulsa	1971
259	Ron Sellers	South Carolina	1968	124	Roger Overby	Florida	1977
229	Ron Sellers	Virginia Tech	1967	123	Kevin Knox	Florida	1992
218	Ron Sellers	Memphis State	1968	122	Kez McCorvey	Maryland	1993
214	Ron Sellers	Houston	1968	122	*OMar Ellison	Duke	1994
207	Kez McCorvey	Duke	1994	122	Wayne Messam	Maryland	1994
192	Fred Biletnikoff	Oklahoma	1965	122	E.G. Green	N.C. State	1995
182	Andre Cooper	Maryland	1995	120	Hassan Jones	Florida	1985
182	Fred Biletnikoff	Virginia Tech	1964	119	Don Pederson	Memphis State	1969
174	Jackie Flowers	LSU	1979	118	Bill Cox	Maryland	1966
173	Ron Sellers	Maryland	1968	117	Ron Sellers	Florida	1966
172	Lawrence Dawsey	Florida	1990	117	Jackie Flowers	Memphis State	1979
170	Fred Biletnikoff	Southern Miss	1964	117	Jessie Hester	Tenn.-Chattanooga	1984
169	E.G. Green	Virginia	1995	116	Jackie Flowers	Mississippi State	1978
167	Jim Tyson	Mississippi State	1969	116	Jessie Hester	Miami	1984
166	Tony Johnson	Southern Miss	1982	116	Ronald Lewis	South Carolina	1989
166	E.G. Green	Maryland	1995	116	Andre Cooper	Virginia	1995
165	Fred Biletnikoff	Miami	1964	115	Ron Sellers	Houston	1966
165	Jackie Flowers	Houston	1978	114	Fred Biletnikoff	Georgia	1964
165	Fred Biletnikoff	Miami	1964	114	Bruce LaSane	South Carolina	1988
165	Ron Sellers	Alabama	1967	114	Andre Cooper	N.C. State	1995
165	Barry Smith	Mississippi State	1972	114	Mike Barnes	Virginia Tech	1976
161	Rhett Dawson	Virginia Tech	1971	113	Phillip Bryant	Kansas	1985
160	Ron Sellers	Wyoming	1966	113	Dennis McKinnon	Louisville	1980
160	Lawrence Dawsey	Miami	1990	113	Ed Beckman	Florida	1976
158	Ron Sellers	Mississippi State	1967	112	Jim Tyson	Virginia Tech	1968
158	Barry Smith	Florida	1972	112	Kurt Unglaub	Virginia Tech	1976
156	E.G. Green	Clemson	1996	111	Kent Gaydos	Memphis State	1969
155	Andre Cooper	Duke	1995	111	Mike Shumann	Florida	1977
154	Jessie Hester	South Carolina	1984	111	Bruce LaSane	Memphis State	1989
154	Lonnie Johnson	Tulane	1991	109	Lawrence Dawsey	Southern Miss	1988
153	Ron Sellers	Florida	1967	108	Ron Schombruger	VMI	1954
153	Barry Smith	vs. Kansas	1972	108	Don Floyd	Houston	1964
152	Barry Smith	Kansas	1971	108	Rhett Dawson	Arizona State	1971
151	Rhett Dawson	Clemson	1970	108	Barry Smith	Miami	1972
149	Ron Sellers	Mississippi State	1968	108	Mike Shumann	Kansas State	1977
147	Ron Sellers	Texas Tech	1967	107	Hardis Johnson	Florida	1980
146	Ron Sellers	Texas A&M	1967	107	Dennis McKinnon	Ohio State	1981
146	Barry Smith	Virginia Tech	1972	107	Hassan Jones	Kansas	1985
145	Ron Sellers	Penn State	1967	107	Ronald Lewis	Memphis State	1987
145	Sam Platt	Navy	1978	107	Lawrence Dawsey	Tulane	1989
143	Barry Smith	Arizona State	1971	107	Tamarick Vanover	Maryland	1992
141	Lawrence Dawsey	Cincinnati	1990	107	Kez McCorvey	Kansas	1993
140	Rhett Dawson	Virginia Tech	1971	107	Kez McCorvey	Virginia	1994
140	Ronald Lewis	Georgia Southern	1988	106	Bill Moreman	Penn State	1967
140	Warrick Dunn	Florida	1993	106	Terry Anthony	Louisiana Tech	1988
139	Shannon Baker	Syracuse	1991	106	Lawrence Dawsey	Clemson	1989
138	Ron Sellers	Virginia Tech	1966	105	Rhett Dawson	Memphis State	1970
138	Jessie Hester	East Carolina	1982	105	Tamarick Vanover	N.C. State	1992
138	Kez McCorvey	Notre Dame	1993	105	Andre Cooper	Wake Forest	1994
137	Lawrence Dawsey	Virginia Tech	1990	104	Fred Biletnikoff	Kentucky	1964
137	Warrick Dunn	Southern Mississippi	1996	104	Gary Parris	Houston	1971
136	Ron Sellers	Wake Forest	1966	104	Barry Smith	South Carolina	1972
136	Roger Overby	Cincinnati	1977	104	Jessie Hester	Arizona State	1984
134	Jackie Flowers	Cincinnati	1978	103	Gary Parris	Florida	1970
133	Lawrence Dawsey	Memphis State	1990	103	Rhett Dawson	Pittsburgh	1971
132	Kevin Knox	Virginia Tech	1991	103	Jim Thompson	East Carolina	1983
131	Rhett Dawson	Virginia Tech	1970	103	Jessie Hester	Auburn	1984
130	Mike Shumann	Iowa State	1975	103	Hassan Jones	Western Carolina	1985
129	Gary Parris	Houston	1972	103	E.G. Green	Duke	1995
129	Mike Shumann	Virginia Tech	1975	103	Andre Cooper	Georgia Tech	1995
129	Tamarick Vanover	Virginia	1993	102	Herb Gainer	Wichita State	1986
128	Herb Gainer	Texas Tech	1987	102	Andre Cooper	Virginia	1996
128	Kurt Unglaub	North Texas	1976	101	Ron Sellers	South Carolina	1967
127	Jim Tyson	Tulsa	1969	101	Kent Gaydos	Arizona State	1971
127	Barry Smith	Houston	1972	101	Barry Smith	Pittsburgh	1972
127	Kez McCorvey	Florida	1994	101	Jessie Hester	South Carolina	1982
126	Kent Gaydos	Houston	1969	101	Hassan Jones	Auburn	1984
126	Jessie Hester	Tulane	1983	101	Terry Anthony	LSU	1989
126	Terry Anthony	Florida	1989	100	Bill Cox	Syracuse	1966
126	Matt Frier	Florida	1993	100	Fred Biletnikoff	N.C. State	1964
126	E.G. Green	Wake Forest	1996	100	Shannon Baker	Middle Tenn. State	1991
				100	Jackie Flowers	Virginia Tech	1979

Total Offense

INDIVIDUAL RECORDS

Most Plays

Game - 61, Gary Huff vs. Houston, Nov. 4, 1972
 Season - 465, Charlie Ward, 1992
 Career - 931, Charlie Ward, 1989-93

Most Yards Gained

Game - 506, Charlie Ward vs. Maryland, Nov. 7, 1992
 Season - 3,373, Charlie Ward, 1993
 Career - 6,636, Charlie Ward, 1989-93

Most Touchdowns Responsible For

Game - 6, Gary Huff vs. South Carolina, Oct. 23, 1971; Peter Tom Willis vs. Memphis State, Nov. 18, 1989
 Season - 32, Danny Kanell, 1995
 Career - 59, Charlie Ward, 1989-93

Single-Game Total Offense

PLAYER	OPPONENT	YEAR	YDS
1. Charlie Ward	Maryland	1992	506
2. Bill Cappleman	Memphis State	1969	490
3. Charlie Ward	Florida	1993	475
4. Peter Tom Willis	Memphis State	1989	452
5. Danny Kanell	Virginia	1995	444
6. Bill Cappleman	South Carolina	1968	431
7. Danny Kanell	Florida	1994	427
8. Danny Kanell	Maryland	1994	427
9. Peter Tom Willis	Nebraska (Fiesta Bowl)	1990	414
10. Danny McManus	Nebraska (Fiesta Bowl)	1988	401
Charlie Ward	Florida	1992	401

Season Total Offense


NAME, YEAR	PLAYS	YARDS
1. Charlie Ward, 1993	445	3371
2. Charlie Ward, 1992	465	3151
3. Peter Tom Willis, 1989	377	3004
4. Danny Kanell, 1995	421	2916
5. Gary Huff, 1972	429	2770
6. Danny Kanell, 1994	407	2654
7. Gary Huff, 1971	386	2653
8. Casey Weldon, 1991	351	2497
9. Bill Cappleman, 1968	349	2342
10. Bill Cappleman, 1969	417	2135
11. Kim Hammond, 1967	297	2074

Career Total Offense

NAME, YEARS	PLAYS	YARDS
1. Charlie Ward (89-93)	931	6636
2. Danny Kanell (92-95)	906	6176
3. Gary Huff (70-72)	921	6086
4. Casey Weldon (88-91)	617	4643
5. Bill Cappleman (67-69)	777	4499
6. Warrick Dunn (93-96)	680	4263
7. Peter Tom Willis (86-89)	546	4107
8. Greg Allen (81-84)	624	3769
9. Jimmy Jordan (76-79)	678	3764
10. Chip Ferguson (85-88)	578	3746
11. Wally Woodham (75, 77-79)	573	3531
12. Kelly Lowrey (80-83)	450	3429



Kim Hammond



Peter Tom Willis

YEAR-BY-YEAR TOTAL OFFENSE

YEAR	NAME	PLAYS	YARDS	TD
1955	Len Swantic	116	595	6
1956	Lee Corso	147	725	8
1957	Bobby Renn	148	680	6
1958	Fred Pickard	122	602	4
1959	Joe Majors	227	1141	10
1960	Ed Trancygier	152	695	9
1961	Eddie Feely	181	722	7
1962	Eddie Feely	165	982	7
1963	Steve Tensi	169	852	9
1964	Steve Tensi	215	1635	15
1965	Ed Pritchett	325	1455	7
1966	Gary Pajcic	290	1735	9
1967	Kim Hammond	297	2074	17
1968	Bill Cappleman	349	2342	26
1969	Bill Cappleman	417	2135	14
1970	Tommy Warren	259	1713	12
1971	Gary Huff	386	2653	24
1972	Gary Huff	429	2770	26
1973	Billy Sexton	168	765	4
1974	Ron Coppess	215	909	3
1975	Clyde Walker	241	1424	11
1976	Jimmy Black	308	1836	11
1977	Wally Woodham	195	1263	13
1978	Jimmy Jordan	224	1330	15
1979	Jimmy Jordan	202	1107	13
1980	Rick Stockstill	272	1282	17
1981	Rick Stockstill	292	1247	11
1982	Kelly Lowrey	253	1670	15
1983	Kelly Lowrey	279	1686	20
1984	Eric Thomas	239	1277	14
1985	Chip Ferguson	161	976	13
1986	Danny McManus	126	903	9
1987	Danny McManus	276	1950	15
1988	Chip Ferguson	212	1706	16
1989	Peter Tom Willis	377	3004	22
1990	Casey Weldon	211	1621	12
1991	Casey Weldon	351	2497	22
1992	Charlie Ward	465	3151	28
1993	Charlie Ward	445	3371	31
1994	Danny Kanell	407	2654	18
1995	Danny Kanell	421	2916	32
1996	Thad Busby	296	1830	17

SEASON RECORDS

Most Points

- | | |
|-----------------|-------------------|
| 1. 532 in 1995 | 6. 461.8 in 1992 |
| 2. 518 in 1993 | 7. 451.4 in 1989 |
| 3. 450 in 1987 | 8. 451.0 in 1984 |
| 4. 442 in 1988 | 9. 450.1 in 1991 |
| 5. 439 in 1991 | 10. 447.5 in 1990 |
| 6. 435 in 1990 | |
| 7. 426 in 1996 | |
| 8. 419 in 1992 | |
| 9. 405 in 1994 | |
| 10. 389 in 1984 | |

Total Plays

- | | |
|-----------------|-----------------|
| 1. 939 in 1993 | 6. 268 in 1987 |
| 2. 897 in 1991 | 7. 267 in 1989 |
| 3. 885 in 1995 | 8. 256 in 1992 |
| 3. 855 in 1979 | 9. 254 in 1982 |
| 4. 853 in 1994 | 10. 251 in 1984 |
| 5. 851 in 1992 | 251 in 1988 |
| 6. 848 in 1987 | |
| 7. 845 in 1978 | |
| 8. 835 in 1980 | |
| 9. 830 in 1983 | |
| 10. 825 in 1982 | |

Total Offense

- | | |
|------------------|---------------|
| 1. 6576 in 1993 | 7. 16 in 1994 |
| 2. 6067 in 1995 | 8. 15 in 1988 |
| 3. 5401 in 1991 | 15 in 1984 |
| 4. 5361 in 1987 | 15 in 1976 |
| 5. 5314 in 1994 | 15 in 1968 |
| 6. 5124 in 1982 | |
| 7. 5080 in 1992 | |
| 8. 4965 in 1989 | |
| 9. 4959 in 1984 | |
| 10. 4922 in 1990 | |

Total Offense Per Game

- | | |
|------------------|-----------------|
| 1. 548.0 in 1993 | 6. 129 in 1972 |
| 2. 551.5 in 1995 | 7. 128 in 1978 |
| 3. 487.4 in 1987 | 8. 127 in 1982 |
| 4. 465.8 in 1982 | 127 in 1968 |
| 5. 483.1 in 1994 | 10. 125 in 1992 |

Longest Touchdown Plays

- 100 yards, Keith Ross/Dexter Carter vs. Miami, 1986 (lateral on KO return)
- 100 yards, Deion Sanders vs. Tulsa, 1985 (INT return)
- 100 yards, Leon Bright vs. Virginia Tech, 1974 (KO return)
- 100 yards, Bill Moremen/T.K. Wetherell vs. Kentucky, 1965 (lateral on KO return)
- 99 yards, Fred Biletnikoff vs. Miami, 1963 (INT return)
- 99 yards, Ted Hewitt vs. Stetson, 1948 (INT return)
- 97 yards, Billy Allen vs. Louisiana State, 1981 (KO return)
- 97-yard run, Larry Key vs. Virginia Tech, 1976
- 96 yards, Tamarick Vanover vs. Wake Forest, 1992 (KO return)

Most First Downs

- 350 in 1993
- 290 in 1995
- 283 in 1991
- 275 in 1994
- 269 in 1983
- 268 in 1987
- 267 in 1989
- 256 in 1992
- 254 in 1982
- 251 in 1984
- 251 in 1988

First Downs Penalty

- 26 in 1989
- 20 in 1975
- 20 in 1973
- 18 in 1983
- 17 in 1966
- 17 in 1993
- 16 in 1994
- 15 in 1988
- 15 in 1984
- 15 in 1976
- 15 in 1968

First Downs Passing

- 184 in 1993
- 164 in 1995
- 157 in 1989
- 143 in 1994
- 138 in 1991
- 129 in 1972
- 128 in 1978
- 127 in 1982
- 127 in 1968
- 125 in 1992

- 96-yard pass, Jimmy Jordan to Kurt Unglaub vs. Virginia Tech, 1976
- 96 yards, David Snell vs. Virginia Tech, 1970 (KO return)
- 95-yard run, Sammie Smith vs. Furman, 1987
 - 95 yards, Billy Allen vs. West Virginia (Gator Bowl), 1982 (KO return)
 - 95 yards, Greg Allen vs. Western Carolina, 1981 (KO return)
 - 95-yard pass, Jimmy Black to Rudy Thomas vs. Southern Mississippi, 1976
 - 94 yards, Tamarick Vanover vs. Miami, 1992 (KO return)
 - 94 yards, Leon Fowler vs. Duke, 1992 (INT return)
 - 94 yards, Bill Moremen/T.K. Wetherell vs. Miami, 1966 (lateral on KO return)
 - 93-yard pass, Chip Ferguson to Lawrence Dawsey vs. Southern Miss, 1988
 - 93 yards, Larry Key vs. Texas Tech (Tangerine Bowl), 1977 (KO return)
 - 93 yards, Eddie McMillan vs. Memphis State, 1970 (KO return)

TEAM RECORDS

Total Offense

SINGLE-GAME

- Most Plays** - 100, vs. East Carolina, Sept. 20, 1980
- Most Plays, Both Teams** - 173, vs. San Diego State, Oct. 27, 1973
- Most Yards Gained** - 858, vs. Maryland, Nov. 7, 1992
- Most Yards Gained, Both Teams** - 1,294, vs. Maryland, Nov. 7, 1992
- Most Touchdowns** - 11, vs. N.C. State, Sept. 16, 1995
- #### SINGLE-SEASON
- Most Yards Per Game** - 551.5 (6,067-11), 1995
- Highest Average Per Play** - 7.00, 1993
- Most Yards** - 6,576, 1993
- Most Touchdowns** - 72, 1995

First Downs

- Most First Downs** - 40, vs. Maryland, Nov. 7, 1992
- Most First Downs, Both Teams** - 67, Maryland, Nov. 7, 1992
- Most Rushing First Downs** - 24, vs. East Carolina, Sept. 20, 1980
- Most Rushing First Downs, Both Teams** - 32, vs. Auburn, Oct. 23, 1976
- Most Passing First Downs** - 23, vs. Memphis State, Nov. 18, 1989
- Most Passing First Downs, Both Teams** - 39, vs. Maryland, Nov. 18, 1995
- Most Penalty First Downs** - 5, vs. Miami, Oct. 28, 1989; vs. Florida, Dec. 2, 1989
- Most Penalty First Downs, Both Teams** - 13, vs. Miami, Oct. 28, 1989

Defense

INDIVIDUAL RECORDS

TACKLES

Most Tackles

Game - 29, Dale McCullers vs. Texas A&M, Oct. 5, 1968
 Season - 181, Aaron Carter, 1977
 Career - 512, Aaron Carter, 1974-77

Season Tackles

NAME, YEAR	TKLS	ASTS	TOTAL
1. Aaron Carter, 1977	82	99	181
2. Dale McCullers, 1967	108	72	180
3. Reggie Herring, 1980	92	78	170
4. Dale McCullers, 1968	102	61	163
5. Henry Taylor, 1984	80	79	159
6. Jimmy Heggins, 1977	67	90	157
7. Paul McGowan, 1987	97	53	150

Career Tackles

NAME, YEARS	TKLS
1. Aaron Carter (74-77)	512
2. Ron Simmons (77-80)	483
3. Reggie Herring (77-80)	452
4. Paul McGowan (84-87)	446
5. Kirk Carruthers (88-91)	435
6. Ken Roe (80-83)	373
7. Marvin Jones (90-92)	369
8. Henry Taylor (81-84)	344

Most Quarterback Sacks (Since 1977)

Game - 5, Willie Jones vs. Florida, 1978; Ron Simmons vs. North Texas State, Oct. 29, 1977
 Season - 19, Peter Boulware, 1996
 Career - 35.5, Reinard Wilson, 1993-96

Season Quarterback Sacks

NAME, YEAR	SACKS
1. Peter Boulware, 1996	19
2. Reinard Wilson, 1996	13.5
3. Ron Simmons, 1977	12
4. Reinard Wilson, 1994	11
Carl Simpson, 1991	11
6. Anthony Moss, 1990	10.5
7. Peter Boulware, 1995	10
Willie Jones, 1978	10
9. Reinard Wilson, 1995	9
Carl Simpson, 1992	9
11. Shelton Thompson, 1989	8.5
12. Reggie Freeman, 1992	8
Odell Haggins, 1987	8
Gerald Nichols, 1984	8
Alphonso Carreker, 1982	8

Career Quarterback Sacks

NAME, YEARS	SACKS
1. Reinard Wilson (93-96)	35.5
2. Peter Boulware (94-96)	34
3. Ron Simmons (77-80)	25
4. Reinard Wilson (93-)	22
5. Carl Simpson (90-92)	21.5
Anthony Moss (87-90)	21.5
7. Alphonso Carreker (80-83)	20
Willie Jones (75-78)	20

Most Tackles for Loss

Game - 5, Dale McCullers vs. Memphis State, 1967



Marvin Jones

Season - 17, Ron Simmons, 1979
 Career - 44, Ron Simmons, 1977-80

Season Tackles For Loss

NAME, YEAR	TFL
1. Ron Simmons, 1979	17
2. Marvin Jones, 1991	13
Ron Simmons, 1977	13
4. Paul McGowan, 1985	12
Alphonso Carreker, 1983	12
Scott Warren, 1977	12
7. Howard Dinkins, 1990	11
Paul McGowan, 1987	11
9. Sam Cowart, 1995	10
Arthur Scott, 1979	10
11. Reinard Wilson, 1996	9
Derrick Alexander, 1994	9
Ken Alexander, 1993	9

Career Tackles For Loss

NAME, YEARS	TFL
1. Ron Simmons (77-80)	44
2. Paul McGowan (84-87)	32
3. Marvin Jones (90-92)	27
4. Scott Warren (76-79)	22
5. Derrick Alexander (92-94)	21
6. Isaac Williams (82-85)	20
Willie Jones (75-78)	20
8. Alphonso Carreker (80-83)	19
Arthur Scott (76-80)	19

FUMBLES

Caused Fumbles

Game - 2, Several Players
 Season - 13, Ron Simmons, 1977
 Career - 17, Ron Simmons, 1977-80

Fumble Recoveries

Game - 3, Ron Wallace vs. Wichita State, Sept. 20, 1969
 Season - 6, Ron Wallace, 1969
 Career - 8, Ron Wallace, 1968-70; Willie Jones, 1975-78; Ron Simmons, 1977-80

TEAM RECORDS

Single-Game

TOTAL DEFENSE

Fewest Plays - 38, Memphis State, Nov. 4, 1967
Fewest Yards - 23, The Citadel, Sept. 15, 1962
Most Yards - 651, Arizona State, Nov. 3, 1984

FIRST DOWNS

Most First Downs - 40, vs. Maryland, Nov. 7, 1992
Most First Downs, Both Teams - 67, vs. Maryland, Nov. 7, 1992
Most Rushing First Downs - 24, vs. East Carolina, Sept. 20, 1980
Most Rushing First Downs, Both Teams - 32, vs. Auburn, Oct. 23, 1976
Most Passing First Downs - 23, vs. Memphis State, Nov. 18, 1989
Most Passing First Downs, Both Teams - 39, vs. Maryland, Nov. 18, 1995
Most Penalty First Downs - 5, vs. Miami, Oct. 28, 1989; vs. Florida, Dec. 2, 1989
Most Penalty First Downs, Both Teams - 13, vs. Miami, Oct. 28, 1989

BLOCKED KICKS

Most Blocked Kicks - 2, Many Times (latest vs. Louisiana Tech, Oct. 22, 1988)
Most Blocked Punts - 2, Seven Times (latest vs. North Carolina, Sept. 28, 1996)
Most Blocked Field Goals - 2, vs. Louisville, Sept. 12, 1970
Most TDs off Blocked Kicks - 2, vs. Tulane, Oct. 20, 1984; vs. Arizona State, Nov. 3, 1984
Most TDs off Blocked Punts - 2, vs. Tulane, Oct. 20, 1984; vs. Arizona State, Nov. 3, 1984
Most TDs off Blocked Field Goals - 1, Many Times (latest vs. Temple, Sept. 29, 1984)

TURNOVERS

Most Turnovers - 12 (2 int.-10 fumbles), Wichita State, Sept. 20, 1969

FUMBLES

Most Fumbles Caused - 17, vs. Wichita State, Sept. 20, 1969
Most Fumbles Recovered - 10, vs. Wichita State, Sept. 20, 1969

RUSHING

Fewest Rushes - 15, Florida, Nov. 27, 1993
Fewest Yards - (-33), Florida, Nov. 27, 1993
Most Yards - 472, Nebraska, Sept. 19, 1981

PASSING

Fewest Passes Attempted - 4, Memphis State, Nov. 4, 1967; Georgia Tech, Oct. 4, 1975; Virginia Tech, Oct. 11, 1975
Fewest Passes Completed - 0, William & Mary, Oct. 22, 1960
Lowest Percentage Completed (Min. 10 atts.) - 15.4 (2-13), The Citadel, Sept. 15, 1962; Kansas State, Oct. 2, 1976
Fewest Yards Passing - 0, William & Mary, Oct. 22, 1960
Most Yards Passing - 532, Arizona State, Nov. 3, 1984
Most Passes Intercepted - 6, vs. Louisville, Nov. 2, 1991

Most Yards on Interceptions - 134, vs. Tulsa, Oct. 19, 1985

Most TDs on Interceptions - 2, vs. Tulsa, Oct. 19, 1985; vs. Louisiana Tech, Oct. 22, 1988; vs. Michigan, Sept. 28, 1991

FIRST DOWNS

Fewest First Downs - 2, The Citadel, Sept. 15, 1962
Fewest Rushing First Downs - 0, Louisville, Sept. 13, 1980 and Florida, Nov. 27, 1993
Fewest Passing First Downs - 0, Seven Times (latest East Carolina, Sept. 20, 1980)

Single-Season

TOTAL DEFENSE

Fewest Yards - 1,811, 1964
Fewest Yards Per Game - 181.1, 1964 (1,811-10)
Lowest Average Per Play - 3.3, 1964 (3,410-658)
Fewest Touchdowns - 8, 1980

SCORING DEFENSE

Fewest Points - 66, 1964
Fewest Points Per Game - 6.6, 1964 (66-10)

FIRST DOWNS

Fewest First Downs - 90, 1962
Fewest Rushing First Downs - 40, 1996
Fewest Passing First Downs - 28, 1958
Fewest Penalty First Downs - 2, 1957

BLOCKED KICKS

Most Blocked Kicks - 9, 1982 and 1984
Most Blocked Punts - 8, 1984
Most Blocked Field Goals - 4, 1970
Most TDs off Blocked Kicks - 6, 1984
Most TDs off Blocked Punts - 5, 1984
Most TDs off Blocked Field Goals - 1, Many Years (latest 1984)

FUMBLES

Most Fumbles Caused - 45, 1979
Most Fumbles Recovered - 26, 1957

RUSHING

Fewest Yards - 649, 1996
Fewest Yards Per Game - 59, 1996 (649-11)
Lowest Average Per Play - 1.6, 1996 (649-418)
Fewest Touchdowns - 2, 1980

PASSING

Fewest Yards - 675, 1958
Fewest Yards Per Game - 63.5, 1975 (698-11)
Fewest Yards Per Attempt - 4.7, 1962 (693-148)
Fewest Yards Per Completion - 10.3, 1962 (693-67)
Lowest Completion Percentage - 34.1, 1979 (91-267)
Fewest Touchdowns - 2, 1956, 1958, 1963 and 1964
Most Interceptions - 25, 1968 and 1991
Most Yards on Interceptions - 335, 1991
Most TDs on Interceptions - 6, 1988

FIRST DOWNS

Most First Downs - 350, 1993
Most Rushing First Downs - 152, 1987
Most Passing First Downs - 184, 1993
Most Penalty First Downs - 26, 1989

Interceptions

INDIVIDUAL RECORDS

Most Passes Intercepted

Game - 3, Five Times, (latest Corey Sawyer vs. N.C. State, Sept. 19, 1992)

Season - 12, Terrell Buckley, 1991

Career - 21, Terrell Buckley, 1989-91

Most Yards on Interceptions

Game - 109, LeRoy Butler vs. Syracuse, Oct. 7, 1989

Season - 238, Terrell Buckley, 1991

Career - 501, Terrell Buckley, 1989-91

Most TDs on Interceptions

Game - 1, Several Players (latest Lamont Green vs. Georgia Tech, Nov. 2, 1996)

Season - 2, Deion Sanders, 1988; Terrell Buckley, 1990 and 1991; Derrick Brooks, 1993

Career - 4, Deion Sanders, 1985-88; Terrell Buckley, 1989-91

Longest Interception Return

Game - 100, Deion Sanders vs. Tulsa, Oct. 19, 1985

Season Interceptions

NAME, YEARS	INT
1. Terrell Buckley, 1991	12
2. Monk Bonasorte, 1979	8
Curt Campbell, 1951	8
4. Corey Sawyer, 1992	7
LeRoy Butler, 1989	7
6. Corey Sawyer, 1993	6
Terrell Buckley, 1990	6
Larry Harris, 1982	6
Bobby Butler, 1979	6
J.T. Thomas, 1970	6
Winfred Bailey, 1964	6
Bud Whitehead, 1959	6
Lee Corso, 1954	6
Tom Feamster, 1954	6
Tommy Brown, 1952	6
Ted Hewitt, 1949	6

Career Interceptions

NAME, YEARS	INT
1. Terrell Buckley (89-91)	21
2. Monk Bonasorte (77-80)	15

SEASON RECORDS

Most Interceptions

- 25 in 1991
- 25 in 1968
- 24 in 1982
- 24 in 1949
- 23 in 1989
- 23 in 1979
- 22 in 1985
- 22 in 1972
- 21 in 1990
- 21 in 1948



Deion Sanders



Terrell Buckley

3. Deion Sanders (85-88)	14
Lee Corso (53-56)	14
5. Corey Sawyer (91-93)	13
6. Brian McCrary (81-84)	12
Keith Jones (78-80)	12
J.T. Thomas (70-72)	12
Curt Campbell (50-52)	12
10. Eric Williams (84-87)	11
Bobby Butler (77-80)	11
Walt Sumner (66-68)	11

Longest Interception Returns

- 100 yards, Deion Sanders vs. Tulsa, 1985 (TD)
- 99 yards, Ted Hewitt vs. Stetson, 1958 (TD)
- 99 yards, Fred Biletnikoff vs. Miami, 1963 (TD)
- 94 yards, Leon Fowler vs. Duke, 1992 (TD)
- 87 yards, LeRoy Butler vs. Syracuse, 1989 (TD)
- 86 yards, Tom Hillabrand vs. Auburn, 1960 (TD)
- 83 yards, Terrell Buckley vs. Cincinnati, 1990 (TD)
- 81 yards, Bud Whitehead vs. Wake Forest, 1959 (TD)
- 74 yards, Dale McCullers vs. Houston, 1967
- 71 yards, Terrell Buckley vs. Virginia Tech, 1991 (TD)
- 71 yards, Corey Sawyer vs. North Carolina State, 1993



J.T. Thomas

Scoring



Derek Schmidt

INDIVIDUAL RECORDS

Most Points

Game - 30, Ron Sellers vs. Wake Forest, Nov. 23, 1968
Season - 126, Greg Allen, 1982
Career - 393, Derek Schmidt, 1984-87

Most Touchdowns

Game - 5, Ron Sellers vs. Wake Forest, Nov. 23, 1968
Season - 21, Greg Allen, 1982
Career - 49, Warrick Dunn, 1993-96

Season Scoring

	NAME, YEAR	TD	PAT	FG	PTS
1.	Greg Allen, 1982	21			126
2.	Derek Schmidt, 1987		47-50	23-31	116
3.	Amp Lee, 1990	18			108
4.	Bill Capece, 1980		38-38	22-30	104
5.	Scott Bentley, 1996		52-53	16-18	100
6.	Derek Schmidt, 1985		44-44	18-25	98
7.	Scott Bentley, 1995		67-69	9-16	96
8.	Scott Bentley, 1993		56-64	13-20	95
9.	Derek Schmidt, 1984		42-42	17-24	93
10.	Richie Andrews, 1990		52-54	13-18	91
11.	Dayne Williams, 1987	15			90
12.	Derek Schmidt, 1986		41-42	15-24	86
	Barry Smith, 1972	14			86

Career Scoring

	NAME, YEARS	TD	PAT	CV	FG	PTS
1.	Derek Schmidt (84-87)		174-178		73-104	393
2.	Scott Bentley (93-96)		200-213		42-61	326
3.	Warrick Dunn (93-96)	49				294
4.	Greg Allen (81-84)	46		1		278
5.	Dave Cappelen (76-79)		111-119		43-71	240
6.	Amp Lee (89-91)	38				228
7.	Richie Andrews (87-90)		143-147		26-44	221
8.	Barry Smith (70-72)	27		1		164
9.	Grant Guthrie (67-69)		72-76		28-50	156
10.	Dayne Williams (86-88)	24				144
11.	Ron Sellers (66-68)	23				138
12.	Jessie Hester (81-84)	22		2		136

YEAR-BY-YEAR SCORING

YEAR	NAME	TD	PAT	CV	FG	PTS
1955	Buck Metts	4				24
	Len Swantic	4				24
1956	Bob Nellums	5	1-2			31
1957	Bob Nellums	5	2-3			32
1958	Bobby Renn	7		1		44
1959	Fred Pickard	7		1		44
1960	Ed Trancygier	3				18
	Bill Whitehead	3				18
1961	Eddie Feely	3				18
1962	Keith Kindermann	5				30
1963	Larry Brinkley	5		1		32
1964	Fred Biletnikoff	11		1		68
1965	Gene Roberts		10-14		7-12	31
1966	Jim Mankins	10				60
1967	Grant Guthrie		26-27		9-14	53
1968	Ron Sellers	12				72
1969	Grant Guthrie		15-17		11-18	48
1970	Frank Fontes		22-24		14-27	64
1971	Frank Fontes		30-31		13-24	69
1972	Barry Smith	14		1		86
1973	Ahmet Askin		8-9		4-9	20
1974	Ahmet Askin		14-15		4-14	26
1975	Larry Key	6				36
	Rudy Thomas	6				36
1976	Dave Cappelen		16-20		9-17	43
1977	Dave Cappelen		27-29		13-20	66
1978	Dave Cappelen		39-40		7-12	60
1979	Dave Cappelen		29-30		14-22	71
1980	Bill Capece		39-39		22-30	104
1981	Mike Rendina		25-27		9-15	52
1982	Greg Allen	21				126
1983	Greg Allen	13		1		80
1984	Derek Schmidt		42-42		17-24	93
1985	Derek Schmidt		44-44		18-25	98
1986	Derek Schmidt		41-42		15-24	86
1987	Derek Schmidt		47-50		23-31	116
1988	Richie Andrews		57-58		5-13	72
1989	Richie Andrews		34-35		8-13	58
1990	Amp Lee	18				108
1991	Amp Lee	14				84
1992	Dan Mowrey		51-55		10-18	81
1993	Scott Bentley		56-64		13-20	95
1994	Zack Crockett	11				66
1995	Scott Bentley		67-69		9-16	94
1996	Scott Bentley		52-53		16-18	100

SEASON RECORDS

Most Touchdowns

1. 72 in 1995
2. 70 in 1993
3. 58 in 1988
4. 57 in 1990
- 57 in 1991
6. 56 in 1992
7. 55 in 1987
8. 54 in 1996
9. 53 in 1994
- 53 in 1982

Most Touchdowns Rushing

1. 35 in 1995
2. 34 in 1987
3. 32 in 1990
4. 31 in 1994

5. 30 in 1982
- 30 in 1983
7. 26 in 1986
- 26 in 1992
- 26 in 1993
10. 25 in 1991

Most Touchdowns Passing

1. 37 in 1993
2. 36 in 1995
3. 29 in 1968
- 29 in 1988
5. 28 in 1972
- 28 in 1991
7. 25 in 1989
- 25 in 1996
9. 23 in 1971
- 23 in 1992

Longest Touchdown Plays

1. 100 yards, Keith Ross/Dexter Carter vs. Miami, 1986 (lateral on KO return)
- 100 yards, Deion Sanders vs. Tulsa, 1985 (INT return)
- 100 yards, Leon Bright vs. Virginia Tech, 1974 (KO return)
- 100 yards, Bill Moremen/T.K. Wetherell vs. Kentucky, 1965 (lateral on KO return)
5. 99 yards, Fred Biletznikoff vs. Miami, 1963 (INT return)
- 99 yards, Ted Hewitt vs. Stetson, 1948 (INT return)
7. 97 yards, Billy Allen vs. Louisiana State, 1981 (KO return)
- 97-yard run, Larry Key vs. Virginia Tech, 1976
9. 96 yards, Tamarick Vanover vs. Wake Forest, 1992 (KO return)
- 96-yard pass, Jimmy Jordan to Kurt Unglaub vs. Virginia Tech, 1976
- 96 yards, David Snell vs. Virginia Tech, 1970 (KO return)
12. 95-yard run, Sammie Smith vs. Furman, 1987
- 95 yards, Billy Allen vs. West Virginia (Gator Bowl), 1982 (KO return)
- 95 yards, Greg Allen vs. Western Carolina, 1981 (KO return)
- 95-yard pass, Jimmy Black to Rudy Thomas vs. Southern Mississippi, 1976
16. 94 yards, Tamarick Vanover vs. Miami, 1992 (KO return)
- 94 yards, Leon Fowler vs. Duke, 1992 (INT return)
- 94 yards, Bill Moremen/T.K. Wetherell vs. Miami, 1966 (lateral on KO return)
19. 93-yard pass, Chip Ferguson to Lawrence Dawsey vs. Southern Miss, 1988
- 93 yards, Larry Key vs. Texas Tech (Tangerine Bowl), 1977 (KO return)
- 93 yards, Eddie McMillan vs. Memphis State, 1970 (KO return)



Warrick Dunn

TEAM RECORDS

Scoring

SINGLE-GAME

- Most Points** - 77, vs. N.C. State, Sept. 16, 1995
- Most Points, Both Teams** - 96, vs. Arizona State, Nov. 3, 1984
- Greatest Margin of Victory** - 74, vs. Whiting Field, 1949*; 63, vs. Tulane, Nov. 14, 1992
- Greatest Margin of Defeat** - 49, vs. Florida, Dec. 1, 1973
- Most Touchdowns** - 11, vs. N.C. State, Sept. 16, 1995
- Most Touchdowns, Both Teams** - 13, vs. N.C. State, Sept. 16, 1995; vs. East Carolina, Sept. 3, 1983; vs. Maryland, Nov. 7, 1992

SINGLE-SEASON

- Most Points** - 532, 1995
- Most Points Per Game** - 48.4, 1995
- Consecutive 50 Point Games** - 3, 1986
- Most Touchdowns** - 70, 1993

Kicking

INDIVIDUAL RECORDS

Highest Percentage of PAT Made

Season (Min. 25 att.) - 100.0 (38-38), Bill Capece, 1980; Derek Schmidt (42-42), 1984 and (44-44), 1985
 Career (Min. 100 att.) - 97.8 (174-178), Derek Schmidt, 1984-87

Most Points Kicking

Game - 18, Bill Capece vs. Pittsburgh, Oct. 11, 1980
 Season - 116, Derek Schmidt, 1987
 Career - 393, Derek Schmidt, 1984-87

Most Field Goals Attempted

Game - 8, Frank Fontes vs. Wake Forest, Sept. 26, 1970
 Season - 31, Derek Schmidt, 1987
 Career - 104, Derek Schmidt, 1984-87

Most Field Goals Made

Game - 5, Bill Capece vs. Pittsburgh, Oct. 11, 1980
 Season - 23, Derek Schmidt, 1987
 Career - 73, Derek Schmidt, 1984-87

Highest Percentage of Field Goals Made

Season (Min. 15 atts.) - 89.0 (16-18), Scott Bentley, 1996
 Career (Min. 50 atts.) - 70.2 (73-104), Derek Schmidt, 1984-87

Longest Field Goals

- 54 yards, Derek Schmidt vs. Miami, 1984
- 53 yards, Derek Schmidt vs. Florida, 1987
 53 yards, Derek Schmidt vs. Louisville, 1986
 53 yards, Grant Guthrie vs. Miami, 1969
- 52 yards, Derek Schmidt vs. Arizona State, 1984
 52 yards, Mike Rendina vs. Ohio State, 1981
- 51 yards, Derek Schmidt vs. Memphis State, 1985 (twice)
 51 yards, Derek Schmidt vs. North Carolina, 1985
 51 yards, Grant Guthrie vs. Virginia Tech, 1969
- 50 yards, Bill Capece vs. Pittsburgh, 1980
 50 yards, Dave Cappelen vs. South Carolina, 1979

Most PAT Attempted

Game - 11, Scott Bentley vs. N.C. State, Sept. 16, 1995
 Season - 69, Scott Bentley, 1995
 Career - 213, Scott Bentley, 1993-96

Most PAT Made

Game - 11, Scott Bentley vs. N.C. State, Sept. 16, 1995

Season - 67, Scott Bentley, 1995
 Career - 200, Scott Bentley, 1993-96

Consecutive PAT Made

Career - 108, Derek Schmidt, 1984-86

SEASON RECORDS

XP Kicks Made

- 67 in 1995 (of 69)
- 59 in 1993 (of 68)
- 57 in 1988 (of 58)
- 52 in 1996 (of 53)
 52 in 1982 (of 53)
 52 in 1990 (of 54)
- 51 in 1992 (of 55)
- 47 in 1987 (of 50)
 47 in 1994 (of 51)
- 44 in 1985 (of 44)
 44 in 1989 (of 47)

Most Field Goals Made

- 23 in 1987
- 22 in 1980
- 18 in 1985
- 17 in 1984
 17 in 1989
- 16 in 1996
- 15 in 1979
 15 in 1986
 15 in 1991
- 14 in 1970

XP Kicks Attempted

- 69 in 1995
- 68 in 1993
- 58 in 1988
- 55 in 1992
- 54 in 1990
- 53 in 1996
 53 in 1982
- 51 in 1994
- 50 in 1987
- 49 in 1991

Most Field Goals Attempted


- 31 in 1987
- 30 in 1980
- 26 in 1989
- 25 in 1970
 25 in 1985
- 24 in 1979
 24 in 1971
 24 in 1984
 24 in 1986
- 23 in 1977

TEAM RECORDS

Kicking

SINGLE-GAME

- Most PAT Made - 11, vs. N.C. State, Sept. 16, 1995
 Most PAT Made, Both Teams - 13, vs. N.C. State, Sept. 16, 1995
 Most Field Goals Made - 5, vs. Pittsburgh, Oct. 11, 1980
 Most Field Goals Made, Both Teams - 6, vs. Florida, Dec. 3, 1983
- SINGLE-SEASON
 Most PAT Made - 67, 1995
 Most Field Goals Made - 23, 1987



Scott Bentley

Punting

TEAM RECORDS

Punting

SINGLE-GAME

Most Punts - 12, vs. Florida, Sept. 28, 1968; vs. Houston, Nov. 3, 1973

Highest Average (Min. 5) - 54.8 (329-6), vs. Florida, Nov. 28, 1981

SINGLE-SEASON

Most Punts - 81, 1973

Fewest Punts - 35, 1988 and 1993

Highest Average Per Punt - 45.2, 1981 (2,941-65)

INDIVIDUAL RECORDS

Most Punts

Game - 12, Joe Downey vs. Houston, Nov. 3, 1973; Bill Cheshire vs. Florida, Sept. 28, 1968

Season - 81, Joe Downey, 1973

Career - 244, Rohn Stark, 1978-81

Highest Average

Game (Min. 5 punts) - 54.8 (329-6), Rohn Stark vs. Florida, Nov. 28, 1981

Season (Min. 30 punts) - 46.0 (2,941-64), Rohn Stark, 1981

Career (Min. 100 punts) - 42.7 (10,418-244), Rohn Stark, 1978-81

Most Yards on Punts

Game - 465, Joe Downey vs. Houston, Nov. 3, 1973

Season - 3,092, Joe Downey, 1973

Career - 10,418, Rohn Stark, 1978-81

Longest Punt

Game - 84, Tommy Brown vs. Tampa, 1950


SEASON RECORDS

Most Punts

1. 81 in 1973
2. 66 in 1979
3. 65 in 1981
4. 63 in 1970
5. 61 in 1996
- 61 in 1974
- 61 in 1965
8. 59 in 3 years

Highest Punt Average

1. 45.2 in 1981
2. 45.1 in 1980
3. 43.8 in 1996
4. 43.1 in 1985
5. 42.3 in 1984
6. 42.2 in 1983
7. 42.0 in 1986
8. 40.6 in 1970
9. 40.0 in 1978
10. 39.9 in 1991



Rohn Stark



Sean Liss

Punt Returns



Deion Sanders



Phil Abraira

INDIVIDUAL RECORDS

Most Punt Returns

Game - 10, David Snell vs. South Carolina, Oct. 24, 1970
Season - 40, David Snell, 1970
Career - 126, Deion Sanders, 1985-88

Most Yards on Punt Returns

Game - 137, Bobby Jackson vs. Virginia Tech, Nov. 16, 1974
Season - 503, Deion Sanders, 1988
Career - 1,429, Deion Sanders, 1985-88

Highest Average Per Punt Return

Game (Min. 3) - 45.7 (137-3), Bobby Jackson vs. Virginia Tech, Nov. 16, 1974
Season (Min. 10) - 20.1 (241-12), Phil Abraira, 1969
Career (Min. 25) - 14.0 (377-27), Buddy Blankenship, 1964-65

Most TDs on Punt Returns

Game - 2, Joe Wessel vs. Arizona State, Nov. 3, 1984
Season - 3, Joe Wessel, 1984
Career - 3, Joe Wessel, 1981-84; Deion Sanders, 1985-88; Terrell Buckley, 1989-91

Longest Punt Returns

- 92 yards, Phil Abraira vs. North Carolina State, 1969 (TD)
- 80 yards, Robert Jackson vs. Virginia Tech, 1974 (TD)
- 80 yards, Bill Odom vs. Stetson, 1954 (TD)
- 79 yards, Dee Feaster vs. Clemson, 1996 (TD)
- 76 yards, Deion Sanders vs. Clemson, 1988 (TD)
- 75 yards, Walt Sumner vs. Alabama, 1967 (TD)
- 75 yards, Ralph Chaudron vs. Whiting Field, 1949 (TD)
- 74 yards, Corey Sawyer vs. North Carolina, 1992 (TD)
- 71 yards, David Snell vs. Louisville, 1970 (TD)
- 70 yards, Bill Campbell vs. Wake Forest, 1965 (TD)
- 69 yards, Terrell Buckley vs. Syracuse, 1989 (TD)

TEAM RECORDS

Punt Returns

SINGLE-GAME

Most Punt Returns - 10, vs. South Carolina, Oct. 24, 1970
Most Yards Gained - 171, vs. Virginia Tech, Nov. 16, 1974
Most Touchdowns - 2, vs. Arizona State, Nov. 3, 1984

SINGLE-SEASON

Most Punt Returns - 44, 1970
Fewest Punt Returns - 14, 1960
Most Yards - 649, 1988
Highest Average Per Punt Return - 15.5, 1988 (649-42)
Most Touchdowns - 4, 1979 and 1984
Lowest Average Per Punt Return - 1.8, 1989 (22-12)

Kickoff Returns

INDIVIDUAL RECORDS

Most Kickoff Returns

Game - 6, Joe Goldsmith vs. Mississippi State, Oct. 13, 1973;
 Larry Key vs. Miami, Sept. 24, 1977 and vs. Miami, Sept.
 18, 1976; Billy Allen vs. East Carolina, Sept. 3, 1983
Season - 29, Joe Goldsmith, 1973
Career - 73, Keith Ross, 1985-88

Most Yards on Kickoff Returns

Game - 184, Leon Bright vs. Virginia Tech, Nov. 16, 1974
Season - 583, Keith Ross, 1986
Career - 1,703, Keith Ross, 1985-88

Highest Average Per Kickoff Return

Game (Min. 3) - 60.3 (181-3), Tamarick Vanover vs. Florida,
 Nov. 28, 1992
Season (Min. 10) - 27.5 (358-13), Bill Odom, 1955
Career (Min. 35) - 24.1 (1,278-53), Keith Ross, 1985-87

Most TDs on Kickoff Returns


Game - 1, 12 Times (latest Shannon Baker vs. Tulane, Nov. 14,
 1992)
Season - 2, Tamarick Vanover, 1992
Career - 2, T.K. Wetherell, 1964-66; Eddie McMillan, 1970-72;
 Tamarick Vanover, 1992-93

Longest Kickoff Returns

1. 100 yards, Keith Ross/Dexter Carter vs. Miami, 1986 (TD,
 lateral)
 100 yards, Leon Bright vs. Virginia Tech, 1974 (TD)
 100 yards, Bill Moremen/T.K. Wetherell vs. Kentucky, 1965



Tamarick Vanover



T.K. Wetherell

4. 97 yards, Billy Allen vs. Louisiana State, 1981 (TD)
5. 96 yards, Tamarick Vanover vs. Wake Forest, 1992 (TD)
- 96 yards, David Snell vs. Virginia Tech, 1970 (TD)
7. 95 yards, Billy Allen vs. West Virginia (Gator Bowl), 1982
 (TD)
- 95 yards, Greg Allen vs. Western Carolina, 1981 (TD)
9. 94 yards, Tamarick Vanover vs. Miami, 1992 (TD)
- 94 yards, Bill Moremen/T.K. Wetherell vs. Miami, 1966 (TD,
 lateral)
11. 93 yards, Larry Key vs. Texas Tech (Tangerine Bowl), 1977
- 93 yards, Eddie McMillan vs. Memphis State, 1970 (TD)
13. 90 yards, Shannon Baker vs. Tulane, 1992 (TD)
- 90 yards, Eddie McMillan vs. Miami, 1971 (TD)
15. 89 yards, Bill Odom vs. Virginia Tech, 1955 (TD)

TEAM RECORDS

SINGLE-GAME

Most Kickoff Returns - 9, vs. Auburn, Nov. 19, 1960;
 vs. Miami, Sept. 18, 1976

Most Yards Gained - 209, vs. Florida, Nov. 28, 1992

Most Touchdowns - 1, 12 Times (latest vs. Tulane,
 Nov. 14, 1992)

SINGLE-SEASON

Most Kickoff Returns - 56, 1973

Fewest Kickoff Returns - 15, 1962 and 1964

Most Yards - 998, 1974

Highest Average Per Kickoff Return - 30.3, 1992
 (819-27)

Most Touchdowns - 3, 1992

Lowest Average Per Kickoff Return - 15.7, 1962
 (502-32)

Blocked Kicks/Punts

INDIVIDUAL RECORDS

Most Blocked Kicks

Game - 2, J.T. Thomas vs. Louisville, Sept. 12, 1970; Joe Wessel vs. Temple, Sept. 29, 1984
Season - 5, Joe Wessel, 1984
Career - 7, Bobby Butler, 1977-80

Most Blocked Punts

Game - 2, Dexter Jackson vs. N. Carolina, Sept. 28, 1996; Ron Hester vs. Boston College, Oct. 18, 1980; Kelvin Smith vs. Southern Miss, Oct. 1987; Jim Arnold vs. Troy State, 1950
Season - 4, Joe Wessel, 1984
Career - 5, Bobby Butler, 1977-80

Most Blocked Field Goals

Game - 2, J.T. Thomas vs. Louisville, Sept. 12, 1970
Season - 2, J.T. Thomas, 1970
Career - 2, J.T. Thomas, 1969-71; Alphonso Carreker, 1980-83

Most TDs Scored Off Blocked Kicks

Game - 2, Joe Wessel vs. Arizona State, Nov. 3, 1984
Season - 3, Joe Wessel, 1984
Career - 4, Clifton Abraham, 1991-94

Most TDs Scored Off Blocked Punts

Game - 2, Joe Wessel vs. Arizona State, Nov. 3, 1984
Season - 3, Joe Wessel, 1984
Career - 4, Clifton Abraham, 1991-94



Joe Wessel

Most TDs Scored Off Blocked Field Goals

Game - 1, Several Players (latest Eric Riley vs. Temple, Sept. 29, 1984)
Season - 1, Several Players (latest Eric Riley, 1984)
Career - 1, Several Players (latest Eric Riley, 1980-84)

Miscellaneous

TEAM RECORDS

Single-Game Fumbles

Most Fumbles - 10, vs. Wichita State, Sept. 20, 1969
Most Fumbles, Both Teams - 27, vs. Wichita State, Sept. 20, 1969
Most Fumbles Lost - 7, vs. Wichita State, Sept. 20, 1969
Most Fumbles Lost, Both Teams - 17, vs. Wichita State, Sept. 20, 1969

Single-Game Penalties

Most Penalties - 18, vs. Wake Forest, Sept. 17, 1994; vs. Duke, Sept. 5, 1992
Most Penalties, Both Teams - 31, vs. South Carolina, Nov. 9, 1985
Most Yards Penalized - 172, vs. Furman, Sept. 21, 1957
Most Yards Penalized, Both Teams - 264, vs. South Carolina, Nov. 9, 1985

Season Fumbles

Most Fumbles - 42, 1969
Most Fumbles Lost - 27, 1969
Fewest Fumbles - 10, 1966

Fewest Fumbles Lost - 5, 1965 and 1966

Season Penalties

Most Penalties - 102, 1993
Most Yards Penalized - 958, 1996
Fewest Penalties - 40, 1976
Fewest Yards Penalized - 423, 1976

SEASON RECORDS

XP Run-Pass Made

- 5 in 1958 (of 8)
- 5 in 1959 (of 14)
- 4 in 1975 (of 5)
- 3 in 1986 (of 3)
- 3 in 1979 (of 8)
- 3 in 1960 (of 7)
- 3 in 1984 (of 6)

XP Run-Pass Attempted

- 14 in 1959
- 8 in 1979
- 8 in 1958
- 7 in 1960
- 6 in 1970
- 6 in 1972
- 6 in 1984

The Last Time It Happened In a Game

FLORIDA STATE

Team

- Rushed for 200 yards** - 265 vs. Georgia Tech, 1996
- Rushed for 300 yards** - 401 vs. Wake Forest, 1995
- Rushed for 400 yards** - 401 vs. Wake Forest, 1995

- Passed for 200 yards** - 297 vs. Maryland, 1996
- Passed for 300 yards** - 379 vs. Southern Miss, 1996
- Passed for 400 yards** - 496 vs. Maryland, 1995
- Passed for 500 yards** - 535 vs. Memphis State, 1989

- Gained 400 yards of total offense** - 496 vs. Maryland, 1996
- Gained 500 yards of total offense** - 548 vs. Southern Miss, 1996
- Gained 600 yards of total offense** - 616 vs. Maryland, 1995
- Gained 700 yards of total offense** - 749 vs. Wake Forest, 1995
- Gained 800 yards of total offense** - 858 vs. Maryland, 1992



Dee Feaster



Dexter Jackson

- Scored 30 points** - 48 vs. Maryland, 1996
- Scored 40 points** - 48 vs. Maryland, 1996
- Scored 50 points** - 59 vs. Maryland, 1995
- Scored 60 points** - 72 vs. Wake Forest, 1995
- Scored 70 points** - 72 vs. Wake Forest, 1995

- Scored 3 touchdowns rushing** - 3 vs. Maryland, 1996
- Scored 4 touchdowns rushing** - 5 vs. Maryland, 1995
- Scored 5 touchdowns rushing** - 5 vs. Maryland, 1995
- Scored 6 touchdowns rushing** - 6 vs. Maryland, 1992

- Made 20 first downs** - 30 vs. Maryland, 1996
- Made 25 first downs** - 30 vs. Maryland, 1996
- Made 30 first downs** - 30 vs. Maryland, 1996

Made 35 first downs - 38 vs. N.C. State, 1995

Individual

- Rushed for 100 yards** - 185, Warrick Dunn vs. Florida, 1996
- Rushed for 200 yards** - 212, Sammie Smith vs. Tulane, 1988
- Rushed for 300 yards** - 322, Greg Allen vs. Western Carolina, 1981

- Passed for 200 yards** - 302, Thad Busby vs. Southern Miss, 1996
- Passed for 300 yards** - 302, Thad Busby vs. Southern Miss, 1996
- Passed for 400 yards** - 454, Danny Kanell vs. Virginia, 1995
- Passed for 500 yards** - 508, Bill Cappleman vs. Memphis State, 1969 (31-50)

- Received for 100 yards** - 126, E.G. Green vs. Wake Forest, 1996

1 9 9 7 R E C O R D B O O K



Bill Capece



Ron Sellers



Andre Cooper

Received for 150 yards - 156, E.G. Green vs. Clemson, 1996

Scored 2 touchdowns rushing - 2, Pooh Bear Williams vs. Florida, 1996

Scored 3 touchdowns rushing - 3, Pooh Bear Williams vs. Duke, 1995

Scored 4 touchdowns rushing - 4, Greg Allen vs. Louisville, 1982

Passed for 3 touchdowns - 4, Thad Busby vs. Clemson, 1996

Passed for 4 touchdowns - 4, Thad Busby vs. Clemson, 1996

Passed for 5 touchdowns - 5, Danny Kanell vs. Wake Forest, 1995

Caught 2 touchdown passes - 2, E.G. Green vs. Clemson, 1996

Caught 3 touchdown passes - 3, Andre Cooper vs. Notre Dame, 1995

Caught 4 touchdown passes - 5, Ron Sellers vs. Wake Forest, 1968

Caught 5 touchdown passes - 5, Ron Sellers vs. Wake Forest, 1968

Kicked 3 field goals - 3, Scott Bentley vs. Wake Forest, 1996

Kicked 4 field goals - 4, Scott Bentley vs. Nebraska, 1994 Orange Bowl

Kicked 5 field goals - 5, Bill Capece vs. Pittsburgh, 1980

Kicked 6 PATs - 6, Scott Bentley vs. Maryland, 1996

Kicked 7 PATs - 7, Scott Bentley vs. Southern Miss, 1996

Kicked 8 PATs - 8, Scott Bentley vs. Maryland, 1995

Kicked 9 PATs - 11, Scott Bentley vs. N.C. State, 1995

Intercepted 2 passes - 2, Corey Sawyer vs. N.C. State, 1993

Intercepted 3 passes - 3, Corey Sawyer vs. N.C. State, 1992

Returned an interception for a TD - Lamont Green vs. Georgia Tech, 1996 (56)

Returned a punt for a TD - Dee Feaster vs. Clemson, 1996 (79)

Recovered a blocked punt for a TD - Shevin Smith vs. Georgia Tech, 1996

Returned a fumble for a TD - Shevin Smith vs. Miami, 1996 (54)

Returned a kickoff for a TD - Shannon Baker vs. Tulane, 1992 (90)

Recorded a safety - Jerry Johnson vs. Southern Miss, 1996

Blocked a punt - Peter Boulware vs. Florida, 1996

Blocked a kick - Dexter Jackson vs. N. Carolina, 1996

OPPONENT

Team

Rushed for 300 yards - 334, Miami, 1990

Rushed for 400 yards - 413, Auburn, 1985

Passed for 300 yards - 306, Florida (Sugar Bowl), 1997

Passed for 400 yards - 443, Florida, 1995

Gained 400 total yards - 474, Florida (Sugar Bowl), 1996

Gained 500 total yards - 587, Florida, 1995

Gained 600 total yards - 651, Arizona State, 1984

Scored 30 points - 52, Florida (Sugar Bowl), 1997

Scored 40 points - 52, Florida (Sugar Bowl), 1997

Scored 3 TDs rushing - 4, Florida (Sugar Bowl), 1997

Scored 4 TDs rushing - 4, Florida (Sugar Bowl), 1997

Scored 5 TDs rushing - 5, Auburn, 1985

Passed for 4 TDs - 4, Florida, 1995

Passed for 5 TDs - 5, Mississippi State, 1978

Individual

Returned an interception for a TD - Carlos Jones, Miami, 1994 (16)

Punt return for a TD - Dana Brinson, Nebraska, 1988 Fiesta Bowl (52)

Returned a kickoff for a TD - Alvis Whitted, N.C. State, 1996 (96)

Blocked a punt - Andreal Johnson, Maryland, 1996

Blocked a kick - (xp) Ray Farmer, Duke, 1995

Rushed for 100 yards - 118, Terry Jackson, Florida (Sugar Bowl), 1997

Passed for 200 yards - 306, Danny Wuerffel, Florida (Sugar Bowl), 1997 (18-34)

Passed for 300 yards - 306, Danny Wuerffel, Florida (Sugar Bowl), 1997 (18-34)

Passed for 400 yards - 443, Danny Wuerffel, Florida, 1995 (25-40)

Received for 100 yards - 150, Ike Hilliard, Florida (Sugar Bowl), 1997

Received for 150 yards - 150, Ike Hilliard, Florida (Sugar Bowl), 1997

Kicked 3 field goals - 4, Raphael Garcia, Virginia, 1995

Kicked 4 field goals - 4, Raphael Garcia, Virginia, 1995

Kicked 5 field goals - 6, Bobby Raymond, Florida, 1983

Intercepted 2 passes - 3, Brian Wilkins, Georgia Tech, 1996

Florida State vs. All Opponents

TEAM	FIRST MTG	LAST MTG	SITE	SCORE	W	L	T						
Abilene Christian	1953	1957	H	34-7	1	2	0						
Alabama	1965	1974	H	7-8	0	2	1						
Arizona State*	1971	1984	A	52-44	3	1	0						
Auburn*	1954	1990	A	17-20	4	13	1						
Baylor	1965	1974	H	17-21	1	2	0						
Boston College	1957	1980	H	41-7	2	1	0						
Brigham Young	1991	1991	N	44-28	1	0	0						
Central Florida	1995	1995	H	46-14	1	0	0						
Cincinnati	1977	1990	H	70-21	6	0	0						
Citadel, The	1955	1962	H	49-0	4	0	1						
CLEMSON	1970	1996	H	34-3	8	2	0						
Colorado State	1972	1974	H	7-14	1	1	0						
Cumberland	1947	1948	H	30-0	1	1	0						
Delta State	1951	1951	H	34-0	1	0	0						
DUKE	1992	1996	H	44-7	5	0	0						
East Carolina	1980	1990	H	45-24	7	0	0						
Erskine	1948	1949	H	26-7	1	1	0						
FLORIDA*	1958	1996	N	20-52	14	25	2						
Furman	1952	1987	H	41-10	8	2	0						
George Washington	1961	1961	H	15-7	1	0	0						
Georgia*	1954	1984	N	17-17	4	5	1						
Georgia Southern	1988	1990	H	48-6	2	0	0						
GEORGIA TECH	1952	1996	A	49-3	5	7	1						
Houston	1960	1978	H	21-27	2	12	2						
Howard	1950	1950	H	20-6	1	0	0						
Indiana*	1986	1986	N	27-13	1	0	0						
Iowa State	1975	1975	H	6-10	0	1	0						
Jax. Navy	1951	1951	A	39-0	1	0	0						
Jacksonville State	1947	1947	H	0-7	0	1	0						
Kansas	1971	1993	N	42-0	5	2	0						
Kansas State	1970	1977	A	18-10	3	0	0						
Kentucky	1960	1965	A	24-26	1	3	1						
Livingston State	1948	1949	A	6-13	1	1	0						
Louisiana State*	1968	1991	A	27-16	7	2	0						
Louisiana Tech	1952	1988	H	66-3	1	2	0						
Louisville	1952	1991	A	40-15	11	1	0						
MARYLAND	1966	1996	N	48-10	7	0	0						
Memphis State	1959	1990	N	35-3	10	7	1						
MIAMI	1951	1996	A	34-16	17	23	0						
Michigan	1986	1991	A	51-31	1	1	0						
Michigan State	1987	1988	H	30-7	2	0	0						
Middle Tenn. State	1991	1991	H	39-10	1	0	0						
Millsaps	1948	1949	H	40-0	2	0	0						
Mississippi	1961	1961	A	0-33	0	1	0						
Mississippi College	1948	1950	H	33-0	3	0	0						
Mississippi State	1966	1979	H	17-6	7	2	0						
Navy	1978	1978	H	38-6	1	0	0						
Nebraska*	1980	1993	N	18-16	6	2	0						
Newberry	1950	1950	A	24-0	1	0	0						
New Mexico State	1964	1964	H	36-0	1	0	0						
N. CAROLINA*	1983	1996	H	13-0	7	0	1						
N.C. STATE	1952	1996	A	51-17	13	4	0						
North Texas State	1976	1977	H	35-14	2	0	0						
Notre Dame	1981	1996	N	31-26	3	1	0						
Ohio	1956	1956	H	47-7	1	0	0						
Ohio State	1981	1982	A	34-17	2	0	0						
Oklahoma*	1965	1980	N	17-18	1	3	0						
Oklahoma State*	1958	1985	N	34-23	3	1	0						
Penn State*	1968	1990	N	24-17	1	0	1						
Pittsburgh	1971	1983	A	16-17	3	5	0						
Randolph Macon	1950	1950	H	40-7	1	0	0						
Richmond	1959	1961	H	13-7	3	0	0						
San Diego State	1973	1977	A	16-41	0	2	0						
Sewanee	1949	1950	H	14-8	2	0	0						
South Carolina	1966	1991	H	38-10	15	3	0						
Southern Illinois	1982	1982	H	59-8	1	0	0						
Southern Miss	1952	1996	H	54-14	13	8	1						
Stetson	1947	1954	A	47-6	6	1	1						
Sul Ross State	1951	1951	H	35-12	1	0	0						
Syracuse	1966	1991	H	46-14	3	1	0						
Tampa	1948	1959	A	33-0	9	2	0						
Temple	1984	1984	H	44-27	1	0	0						
Tennessee	1958	1958	A	10-0	1	0	0						
Tennessee-Chat.	1984	1984	H	37-0	1	0	0						
Tennessee Tech	1947	1958	H	22-7	1	1	0						
Texas A&M*	1967	1991	N	10-2	3	0	0						
TCU	1963	1965	A	3-7	1	2	0						
Texas Tech*	1966	1987	H	40-16	4	1	0						
Texas Western*	1954	1954	N	20-47	0	1	0						
Toledo	1986	1986	H	24-0	1	0	0						
Troy State	1947	1951	H	40-0	4	1	0						
Tulane**	1983	1992	H	70-7	10	0	0						
Tulsa	1969	1985	H	76-14	5	0	0						
Utah State	1975	1975	H	17-8	1	0	0						
Villanova	1954	1957	A	7-21	3	1	0						
VIRGINIA	1992	1996	H	31-24	4	1	0						
Virginia Military	1952	1954	A	33-19	2	1	0						
Virginia Tech	1955	1991	N	33-20	18	10	1						
WAKE FOREST	1956	1996	N	44-7	12	2	1						
West Virginia*	1982	1982	N	31-12	1	0	0						
Western Carolina	1981	1985	H	50-10	2	0	0						
Western Michigan	1991	1991	H	58-0	1	0	0						
Whiting Field	1949	1949	H	74-0	1	0	0						
Wichita State	1969	1986	H	59-3	2	0	0						
William & Mary	1959	1960	H	22-0	1	1	0						
Wofford*	1949	1952	A	27-13	3	0	0						
Wyoming*	1966	1966	N	20-28	0	1	0						

*Bowl Games Included **Forfeit Included
 Bold Caps indicates 1997 opponent



Greg Spires nailed a Hurricane last year, and the Seminoles and Canes have the longest running series on the FSU schedule.

Best Performances By Opponents

INDIVIDUAL

Most Yards Rushing — 304, Sam DeJarnette, Southern Miss, 1982
Most Rushing Attempts — 43, Sam DeJarnette, Southern Miss, 1982
Most Yards Passing — 532, Jeff VanRaaphorst, Arizona State, 1984
Most Passes Attempted — 62, Scott Milanovich, Maryland, 1995
Most Passes Completed — 46, Scott Milanovich, Maryland, 1995
Most Passes Caught — 16, Geroy Simon, Maryland, 1995
Most Yards Receiving — 229, Gary Williams, Ohio State, 1981
Most Yards Total Offense — 532, Jeff VanRaaphorst, Arizona State, 1984
Longest TD Run From Scrimmage — 94, Roger Craig, Nebraska, 1981
Longest Punt Return — 86, Daryl Cox, Kentucky, 1961 (TD)
Most TDs on Returns — 2, Henry Williams, East Carolina, 1983 (1 kickoff, 1 punt)
Most Interceptions — 4, Bryant Gilliard, South Carolina, 1984
Longest Interception Return — 99, Trey Songy, Tulane, 1983
Longest Kickoff Return — 100, Anthony Collins, East Carolina, 1980

Longest Pass Play — 95, Ronnie Fletcher to Ben Hart, Oklahoma (Gator Bowl), 1965 (TD)
Longest Punt — 77, Jim Walton, Boston College, 1976; Rob Rajsich, Miami, 1978
Longest Field Goal — 61, Wayne Latimer, Virginia Tech, 1975
Most Field Goals — 6, Bobby Raymond, Florida, 1983
Most Fumbles Recovered — 3, John Hohesiel, Wichita State, 1969

TEAM

Points — 59, Auburn, 1985
Yards Rushing — 472, Nebraska, 1981
Rushing Attempts — 80, Houston, 1974
Yards Passing — 532, Arizona State, 1984
Passes Attempted — 62, Maryland, 1995
Passes Completed — 46, Maryland, 1995
Total Offense — 651, Arizona State, 1984
Most Fumbles — 17, Wichita State, 1969
Most Fumbles Lost — 10, Wichita State, 1969 (of 17)
Most Interceptions Made — 7, South Carolina, 1984
Most Interceptions Returned for TDs — 2, Auburn, 1985
Penalties — 18, South Carolina, 1985

Homecoming Results

HOMECOMING GAMES

(40 Wins, 8 Losses, 1 Tie)

YEAR	OPPONENT	FSU	OPP
1948	Tampa	33	12
1949	Millsaps	40	0
1950	Sewanee	14	8
1951	Stetson	13	10
1952	Furman	0	9
1953	Stetson	13	6
1954	Furman	33	14
1955	The Citadel	39	0
1956	Wake Forest	14	14
1957	Virginia Tech	20	7
1958	Tampa	43	0
1959	William & Mary	0	9
1960	Kentucky	0	23
1961	Southern Mississippi	0	12
1962	Houston	0	7
1963	North Carolina State	14	0
1964	Kentucky	48	6
1965	Wake Forest	35	0
1966	Wake Forest	28	0
1967	Texas Tech	28	12
1968	Wake Forest	42	24
1969	South Carolina	34	9


1970	Virginia Tech	34	8
1971	Mississippi State	27	9
1972	Colorado State	33	0
1973	Memphis State	10	13
1974	Virginia Tech	21	56
1975	Miami (Fla.)	22	24
1976	Southern Mississippi	30	27
1977	North Texas State	35	14
1978	Navy	38	6
1979	South Carolina	27	7
1980	Boston College	41	7
1981	Western Carolina	56	31
1982	Southern Illinois	59	8
1983	Cincinnati	43	17
1984	Tennessee-Chattanooga	37	0
1985	Western Carolina	50	10
1986	Southern Mississippi	49	13
1987	Tulane	73	14
1988	Georgia Southern	28	10
1989	South Carolina	35	10
1990	Cincinnati	70	21
1991	Middle Tennessee State	39	10
1992	Maryland	69	21
1993	Wake Forest	54	0
1994	Clemson	17	0
1995	Georgia Tech	42	10
1996	Virginia	31	24

Coaches and Captains

YEAR	COACH	CAPTAINS	POINTS				
			W	L	T	FSU	OPP
1947	Ed Williamson	Jack McMillan, Phil Rountree	0	5	0	18	90
1948	Don Veller	Game Captains	7	1	0	152	64
1949*	Don Veller	Hugh Adams	9	1	0	291	59
1950	Don Veller	Duke Maltby	8	0	0	219	54
1951	Don Veller	Bill Dawkins	6	2	0	194	72
1952	Don Veller	Curt Campbell, Vic Szczepanik	1	8	1	101	261
1953	Tom Nugent	Steve Kalenich, Bobby Fiveash	5	5	0	183	146
1954*	Tom Nugent	Game Captains	8	4	0	277	190
1955	Tom Nugent	Bob Crenshaw, Don Powell	5	5	0	147	186
1956	Tom Nugent	Joe Holt, Buck Metts	5	4	1	178	116
1957	Tom Nugent	Ron Schomburger	4	6	0	136	165
1958*	Tom Nugent	Vic Prinzi, Bobby Renn	7	4	0	218	124
1959*	Perry Moss	John Spivey, Al Ulmer	4	6	0	149	132
1960	Bill Peterson	Tony Romeo	3	6	1	111	136
1961	Bill Peterson	Steve Klesius	4	5	1	93	128
1962	Bill Peterson	Gene McDowell	4	3	3	170	69
1963	Bill Peterson	Charlie Calhoun, Chuck Robinson	4	5	1	167	93
1964*	Bill Peterson	Bill Dawson, Fred Biletnikoff, George D'Alessandro	9	1	1	263	85
1965	Bill Peterson	Bill McDowell, Max Wettstein	4	5	1	121	119
1966*	Bill Peterson	Game Captains	6	5	0	274	215
1967*	Bill Peterson	Game Captains	7	2	2	250	187
1968*	Bill Peterson	Game Captains	8	3	0	308	211
1969	Bill Peterson	Game Captains	6	3	1	220	182
1970	Bill Peterson	Game Captains	7	4	0	254	195
1971*	Larry Jones	Rhett Dawson, John Lanahan	8	4	0	309	174
1972	Larry Jones	Gary Huff, Larry Strickland	7	4	0	287	224
1973	Larry Jones	Jim Malkiewicz, Don Sparkman	0	11	0	98	331
1974	Darrell Mudra	Joe Goldsmith, Burt Cooper	1	10	0	130	289
1975	Darrell Mudra	Greg Johnson, Jeff Gardner	3	8	0	187	213
1976	Bobby Bowden	Jimmy Black, Jeff Leggett, Joe Camps, Rudy Thomas	5	6	0	205	258
1977*	Bobby Bowden	Aaron Carter, Bill Duley, Larry Key, Tom Rushing, Nat Terry	10	2	0	314	170
1978	Bobby Bowden	Nate Henderson, Willie Jones, Ivory Joe Hunter	8	3	0	312	208
1979*	Bobby Bowden	Mike Good, Ivory Joe Hunter, Scott Warren, Wally Woodham	11	1	0	326	160
1980*	Bobby Bowden	Reggie Herring, Greg Futch, Ron Simmons, Ken Lanier	10	2	0	369	103
1981	Bobby Bowden	James Harris, James Gilbert, Rohn Stark, Michael Whiting, Rick Stockstill	6	5	0	240	286
1982*	Bobby Bowden	Game Captains	9	3	0	419	254
1983*	Bobby Bowden	Game Captains	8	4	0	381	312
1984*	Bobby Bowden	Greg Allen, Joe Wessel, Henry Taylor	7	3	2	405	254
1985*	Bobby Bowden	John Ionata, Todd Stroud, Kirk Coker	9	3	0	402	248
1986*	Bobby Bowden	Fred Jones, Gerald Nichols, Louis Berry, Jim Hendley	7	4	1	393	218
1987*	Bobby Bowden	Danny McManus, Paul McGowan, Marty Riggs, Pat Carter	11	1	0	481	163
1988*	Bobby Bowden	Chip Ferguson, Deion Sanders, Alphonso Williams	11	1	0	455	172
1989*	Bobby Bowden	Peter Tom Willis, LeRoy Butler, Dexter Carter	10	2	0	424	199
1990*	Bobby Bowden	Lawrence Dawsey, Corian Freeman, Anthony Moss, Bill Ragans	10	2	0	459	206
1991*	Bobby Bowden	Kirk Carruthers, Errol McCorvey, Casey Weldon	11	2	0	449	188
1992*	Bobby Bowden	Robbie Baker, Reggie Freeman, Carl Simpson, Robert Stevenson	11	1	0	446	186
1993*	Bobby Bowden	Ken Alexander, Matt Frier, Lonnie Johnson, Charlie Ward	12	1	0	536	129
1994*	Bobby Bowden	Derrick Brooks, Zack Crockett, Kendrick Scott	10	1	1	428	200
1995*	Bobby Bowden	Clay Shiver, Todd Rebol, Tyrant Marion	10	2	0	563	246
1996*	Bobby Bowden	Todd Fordham, Scott Bentley, Reinard Wilson	11	1	0	446	174
TOTALS			347	180	17	13,958	8,844


*Bowl Game Included

All-Time Lettermen



JOE AVEZZANO
Three-year letterman along the offensive front for Florida State during the 1960's

ABBOTT, Bryce, 1989, 90, 91
 ABDULLAH, Khalid, 1995, 96
 ABRAHAM, Clifton, 1991, 92, 93, 94
 ABRAIRA, Phillip, 1967, 68, 69
 ADAMS, Hugh, 1949, 50
 ADAMS, Kevin, 1991
 ADAMS, Robert, 1978, 80
 ALEXANDER, Derrick, 1992, 93, 94
 ALEXANDER, Ken, 1990, 91, 92, 93
 ALLEN, Billy, 1981, 82, 83, 84
 ALLEN, Clyde, 1990, 91, 92, 93
 ALLEN, Glenn, 1949
 ALLEN, Greg, 1981, 82, 83, 84
 ALLEN, Mike 1972, 73, 74
 ALLEN, Steve, 1990, 91
 ALVAREZ, David, 1990
 AMMAN, Richard, 1969, 70, 71
 ANDERSON, Bob, 1973
 ANDERSON, Bobby, 1971, 72, 73
 ANDREWS, Dennis, 1994, 95
 ANDREWS, Paul, 1959, 60, 61
 ANDREWS, Richie, 1987, 88, 89, 90
 ANTHONY, Terry, 1986, 87, 88, 89
 ARMELLA, Enzo, 1992, 93, 94
 ARNOLD, Jim, 1950, 51, 56, 57
 ARNOLD, Phil, 1971, 72, 73
 ASHLEY, Tracy, 1981, 82, 83
 ASHMORE, Robert, 1969, 70, 71
 ASKIN, Ahmet, 1972, 73
 AVEZZANO, Joe, 1963, 64, 65



EDGAR BENNETT
Four-year starter at fullback at FSU; current starter at tailback on Super Bowl champion Green Bay Packers

BAGGETT, Leo, 1954, 55, 56, 58
 BAGNELL, Clare (Bud), 1956, 57, 58, 59
 BAILEY, Tom, 1968, 69, 70
 BAILEY, Winfred, 1962, 63, 64
 BAKER, Bill, 1957, 58
 BAKER, Robbie, 1989, 90, 91, 92
 BAKER, Sam, 1950
 BAKER, Shannon, 1989, 90, 91, 92
 BANAKAS, Chris, 1947, 48, 49
 BARBER, Bob, 1953, 54
 BARCO, Barry, 1983, 84, 85
 BARNES, Mike, 1976, 77
 BARNES, Trent, 1980
 BARNES, Troy, 1954, 55, 56, 57
 BARNES, Wendell, 1947
 BARRÉ, Mike, 1990, 92

BARWICK, Parrish, 1982, 84, 85, 86
 BASS, Theron, 1968, 69, 70
 BASSETT, David, 1988, 89, 90
 BATES, Chad, 1993, 94, 95, 96
 BATTAGLIA, Carmen, 1955, 56, 57, 58
 BATTLES, Harold, 1994, 95, 96
 BECKMAN, Ed, 1973, 74, 75, 76
 BELL, Bruce, 1973
 BENGSTON, Brian, 1970
 BENNER, Wayne, 1950, 51
 BENNETT, Edgar, 1987, 89, 90, 91
 BENSON, Joe, 1966, 67, 68
 BENTLEY, Scott, 1993, 94, 95, 96
 BERRY, Louis, 1983, 84, 85, 86
 BEVILLE, Steve, 1969
 BIBENT, Maury, 1963, 64, 65
 BICKFORD, Roy, 1959, 60, 61
 BIGBIE, Abner, 1958, 59, 60
 BILETNIKOFF, Fred, 1962, 63, 64
 BISBEE, Hamilton, 1955, 56, 57
 BISHOP, William, 1947
 BLACK, Jimmy, 1973, 74, 76
 BLANKENSHIP, Buddy, 1965
 BLATT, Mike, 1965, 66, 67
 BLAZOVICH, Mike, 1960, 61, 62
 BLOODWORTH, Steve, 1983
 BONASORTE, Monk, 1977, 78, 79, 80
 BOOTH, Charles, Jr., 1951, 52, 53
 BORIS, Frederick, 1947
 BOULWARE, Peter, 1994, 95, 96
 BOWDEN, Jeff, 1981, 82
 BOYER, George, 1952, 53, 56, 57
 BRADLEY, Preston, 1950, 51
 BRAGGINS, David, 1965, 66
 BRANNON, Tom, 1979, 80, 81
 BRATTON, Steve, 1970, 71, 72, 73
 BRETT, Jeremy, 1996
 BRIGHT, Leon, 1974, 75, 76
 BRINGGER, Harry, 1949, 50, 51, 52
 BRINKLEY, Larry, 1961, 62, 63
 BROOKS, Corey, 1995
 BROOKS, Derrick, 1991, 92, 93, 94
 BROWN, Bill, 1955, 56, 57, 58
 BROWN, Charlie, 1951, 52
 BROWN, Gideon, 1995
 BROWN, Mack, 1972, 73
 BROWN, John, 1986, 87, 89
 BROWN, Lavon, 1989, 90, 91, 92
 BROWN, Tommy, 1950, 51, 52
 BROWNING, Bob, 1947, 48
 BROWNLEE, Roger, 1981, 82
 BRUNER, Jerry, 1961, 62, 63
 BRYANT, Buddy, 1947, 50, 53
 BRYANT, Phillip, 1985
 BUCKLEY, Terrell, 1989, 90, 91
 BUGAR, Mike, 1965, 67, 68
 BURKHARDT, Bill, 1966
 BURNETT, Ken, 1980, 81, 82
 BURT, Bobby, 1968
 BURTON, Clint, 1966, 67, 68
 BUSBY, Thad, 1994, 95, 96
 BUSH, Daryl, 1994, 95, 96
 BUSH, Devin, 1992, 93
 BUTLER, Bobby, 1977, 78, 79, 80
 BUTLER, LeRoy, 1987, 88, 89
 BUTTS, Marion, 1987, 88




DAVE CAPPELE
Fourth on FSU's all-time scoring list with 240 points; second at FSU with 43 career field goals

CAHOON, Phil, 1973, 74
 CALHOUN, Charles, 1961, 62, 63
 CAMPBELL, Allen Dale, 1981, 82
 CAMPBELL, Bill, 1965, 66
 CAMPBELL, Curt, 1950, 51, 52
 CAMPBELL, Danny, 1992, 93, 94, 95
 CAMPS, Joe, 1974, 75, 76
 CAPECE, Bill, 1977, 78, 79, 80
 CAPERS, Byron, 1993, 94, 95, 96
 CAPPELE, Dave, 1976, 77, 78, 79
 CAPPLEMAN, Bill, 1968, 69
 CARBALLO, Manny, 1982
 CARNES, George, 1952
 CARNES, Robert T., 1957
 CAROLLO, Phil, 1986, 87, 88
 CARREKER, Alphonso, 1980, 81, 82, 83
 CARRELL, Duane, 1969, 70, 71
 CARRUTHERS, Kirk, 1988, 89, 90, 91
 CARTER, Aaron, 1974, 75, 76, 77
 CARTER, Dexter, 1986, 87, 88, 89
 CARTER, Keith, 1986, 87, 88, 89
 CARTER, Pat, 1984, 85, 86, 87
 CARTER, Walter, 1976, 77, 78, 79
 CARTER, Wes, 1947
 CAUSEY, Jim, 1962, 63
 CAVEN, Jay, 1976, 77
 CHAMBERS, Travis, 1995, 96
 CHANEY, James, 1988, 89, 90, 91
 CHARLTON, Kamari, 1995, 96
 CHAUDRON, Ralph, 1947, 48, 49
 CHAVERS, Lenny, 1981, 83, 84, 85
 CHERRY, Gator, 1976, 77
 CHESHIRE, Bill, 1967, 68
 CHILDERS, Sam, 1978, 79, 80, 81
 CICALESE, Pat, 1984
 CLARK, Deondri, 1989, 90, 91, 92
 CLARK, Ed, 1985
 CLARK, Ed, 1989, 90, 92
 CLAYTON, Harvey, 1980, 81, 82
 CLOWER, Johnny, 1989, 90, 91
 COES, Richard, 1990, 91, 92, 93
 COFFIELD, Randy, 1973, 74, 75
 COGGIN, Redus, 1980, 81, 82
 COKER, Kirk, 1984, 85
 COLEMAN, Jerry, 1981, 82
 COLEMAN, Jug, 1948
 COLES, Laveranues, 1996
 COLLIER, Danny, 1980
 COLZIE, James, 1993, 94, 95, 96
 CONE, Ken, 1959, 60
 CONOLY, Forrest, 1992, 93, 94, 95
 CONRAD, Harold, 1947
 CONWAY, Pat, 1964, 65, 66
 COOPER, Andre, 1993, 94, 95, 96
 COOPER, Burt, 1972, 73, 74
 COPPESS, Ron, 1974

1 9 9 7 R E C O R D B O O K


CORCORAN, Dan, 1976
 CORLEW, Tim, 1988
 CORRAL, Kent, 1970, 71
 CORSO, Lee, 1953, 54, 55, 56
 COSTELLO, Jim, 1947
 COURSEY, Jarvis, 1978, 79, 80, 81
 COWART, Chris, 1991, 92, 93
 COWART, Sam, 1993, 94, 95
 COX, Billy, 1966, 67, 68
 COX, Gene, 1955
 CRAIG, John, 1954, 55, 57, 58
 CRAWFORD, Vernon, 1995, 96
 CRENSHAW, Bob, 1952, 53, 54, 55
 CROCKETT, Henri, 1993, 94, 95, 96
 CROCKETT, Zack, 1992, 94
 CRONA, Joe, 1947, 48
 CROWE, Andy, 1992, 93, 94, 95
 CROWE, John, 1966, 67, 68
 CULLOM, Bill, 1954
 CURCHIN, Jeff, 1968, 69



JAMIE DUKES
Consensus All-America in 1985 who had an 11-year NFL career with the Atlanta Falcons, Green Bay Packers and Arizona Cardinals


D'ALESSANDRO, George, 1963, 64, 65
 D'AMICO, James, 1994, 95
 DALY, Bill, 1961, 62, 63
 DANE, Doug, 1975, 76, 77
 DANIEL, Jim, 1959, 60, 61
 DANIELS, Dan, 1971
 DARSEY, Bruce, 1960, 61, 62
 DAVIS, Bo, 1958
 DAVIS, Bob, 1983
 DAVIS, Brian, 1985, 86, 88
 DAVIS, Darish, 1981, 82
 DAVIS, Ed, 1971, 72, 73
 DAVIS, George, 1969
 DAVIS, Jerome, 1976, 77
 DAVIS, John, 1989, 90, 91, 92
 DAVIS, Lemuel, 1947
 DAVIS, Terry, 1993
 DAVISON, Mike, 1972, 73, 74
 DAWKINS, Bill, 1948, 49, 50, 51
 DAWSEY, Lawrence, 1987, 88, 89, 90
 DAWSON, Bill, 1962, 63, 64
 DAWSON, Rhett, 1969, 70, 71
 DeCOSMO, James, 1947
 DEES, Allen, 1970, 71, 72
 DeFRANCESCO, Frank, 1960, 61
 DELL, Cliff, 1995
 DELY, Aaron, 1992, 93, 94, 95
 DeMARIA, John, Jr., 1970, 71, 72, 73
 DENNIS, Wendell, 1950
 DENSON, Dwayne, 1984
 DEREMER, Jeff, 1990, 91
 DIENGER, Aaron, 1995
 DILLABERRY, Jason, 1990
 DILSAVER, Ed, 1947
 DiMARE, Scott, 1986, 88
 DINKINS, Howard, 1988, 89, 90, 91
 DIXON, Reggie, 1989, 90, 91
 DOBOSZ, Stan, 1952, 53, 56, 57
 DODGE, Dedrick, 1986, 87, 88, 89
 DONALDSON, John, 1992, 93
 DONATELLI, Donald, 1959, 60, 61

DOWELL, J. D., 1983, 84
 DOWNEY, Joe, 1972, 73, 74
 DRIVER, Bill, 1950, 51, 52
 DUCKWORTH, Bob, 1949
 DUGANS, Ron, 1995, 96
 DUKES, Jamie, 1982, 83, 84, 85
 DULEY, Bill, 1975, 76, 77
 DUNN, Warrick, 1993, 94, 95, 96



JOHN EAFORD
Two-year letterwinner whose career was cut short by an automobile accident with a drunk driver


EAFORD, John, 1984, 86
 EAGERTON, Terry, 1967, 68
 EASON, Chuck, 1966, 67, 68
 EDWARDS, Jack, 1962, 63, 64
 EDWARDS, Mario, 1995, 96
 EKONOMOU, Nick, 1988, 89
 EHLER, Howard, 1963, 64, 65
 ELAM, Bobby, 1972, 73
 ELLIOT, Chuck, 1966, 67, 68
 ELLIOT, Robert, 1955, 56
 ELLISON, 'Omar, 1992, 93, 94
 EL SHAHAWY, Magdi, 1987, 88
 ESPENSHIP, Jack, 1958, 59
 EUBANKS, Norman, 1948, 49, 50
 EVERETT, Jimmy, 1972, 73, 74, 75



JACKIE FLOWERS
Fifth Seminole to record 100 receptions in his career; earned All-America honors in 1978 and 1979

FALVO, Tony, 1974, 75
 FEAMSTER, Tom, 1954, 55
 FEASTER, Dee, 1995, 96
 FEELY, Eddie, 1960, 61, 62
 FELDER, Kenny, 1990, 91
 FENNER, Lane, 1966, 67
 FENWICK, Jack, 1966, 67, 68
 FERGERS, Bob, 1947
 FERGUSON, Charles, 1978
 FERGUSON, Chip, 1985, 86, 87, 88
 FERGUSON, Matt, 1990
 FERRELL, Marvin, 1990, 92, 93
 FICK, Happy, 1960
 FILCHOCK, John, 1948
 FILLYAW, Terry, 1991
 FIORE, Dano, 1971
 FIVEASH, Bobby, 1951, 52, 53
 FLASHER, Tim, 1984
 FLATH, John, 1990, 91, 92
 FLEMING, Larry, 1993, 94
 FLOWERS, Jackie, 1976, 77, 78, 79
 FLOYD, Don, 1962, 63, 64
 FLOYD, Jason, 1995
 FLOYD, Victor, 1985, 86, 87, 88
 FLOYD, William, 1991, 92, 93
 FONTES, Frank, 1970, 71
 FOOTMAN, Dan, 1991, 92
 FORBES, Jesse, 1975, 76, 77


FORDHAM, Todd, 1993, 94, 95, 96
 FOTJIK, Brad, 1982, 83
 FOUNTAIN, Bob, 1956, 57, 58
 FOWLER, Leon, 1989, 90, 91, 92
 FOX, Ed, 1948
 FOY, Walter, 1948, 49
 FREEMAN, Corian, 1987, 88, 89, 90
 FREEMAN, Reggie, 1989, 90, 91, 92
 FREY, Greg, 1993, 94, 95
 FRIER, Matt, 1990, 91, 92, 93
 FRIER, Todd, 1996
 FUCARINO, Dan, 1975
 FULLER, Corey, 1990, 91, 92, 94
 FUTCH, Garry, 1979, 80, 81
 FUTCH, Greg, 1977, 78, 79, 80



HERB GAINER
FSU's leading receiver in 1986 and 1987; Caught 71 passes in his career

GABBARD, Steve, 1985, 86, 87, 88
 GAINER, Herb, 1984, 85, 86, 87
 GALLOWAY, Ed, 1992
 GARDNER, Jeff, 1973, 74, 75
 GARVIN, Terry, 1964, 65
 GAVIN, Stan, 1982
 GAYDOS, Kent, 1969, 70, 71
 GIARDINO, Wayne, 1964, 65, 66
 GIBBS, Eric, 1990, 91, 92
 GIBBS, Shane, 1970, 71, 72
 GIBSON, Vince, 1954, 55
 GILBERG, Leonard, 1947
 GILBERT, James, 1978, 79, 80, 81
 GILDEA, Steve, 1968, 69, 70
 GILMAN, Brent, 1968, 69
 GILMER, Steve, 1991, 92, 94
 GLADDEN, Don, 1950
 GLASS, Chip, 1966, 67, 68
 GLASS, Mike, 1970, 71, 72
 GLENN, Billy, 1992, 93, 94
 GLENN, Lamarr, 1995, 96
 GLISSON, Guy, 1969, 70, 71
 GLOSSON, Doug, 1973
 GOLDSMITH, Joe, 1972, 73, 74
 GOOD, Mike, 1976, 77, 78, 79
 GRAGANELLA, Jim, 1983
 GRAHAM, Billy, 1953, 54
 GRAHAM, Jerry, 1956, 57, 58
 GRANT, Donald, 1947, 48
 GRANT, Hank, 1995, 96
 GRANT, Kevin, 1986, 87, 89
 GRAY, Darryl, 1982, 84, 85
 GRAY, Hector, 1978, 79
 GRAY, Eddie, 1950
 GRAY, Mike, 1968
 GREEN, Carl, 1953, 54
 GREEN, Danny, 1971, 72, 73
 GREEN, Dennis, 1996
 GREEN, E.G., 1994, 95, 96
 GREEN, Forrest, 1996
 GREEN, Jermaine, 1993, 95
 GREEN, Lamont, 1995, 96
 GREEN, Larry, 1965, 66, 67
 GREEN, Marlin, 1995
 GREENE, Danny, 1973
 GRIDLEY, Buddy, 1969, 70, 71

GRIFFIN, Chris, 1973, 74, 75
 GRIFFIS, Kevin, 1983
 GRIGGLEY, Terry, 1984
 GRIMES, Fred, 1959, 60, 61
 GRINER, John, 1952, 55
 GROSSMAN, Rin, 1949
 GUERRIER, Dulack, 1992, 93, 94
 GUNTER, Bill, 1967, 68
 GUNTER, Cliff, 1961, 62, 64
 GURR, Doug, 1966, 67, 68
 GUTHRIE, Grant, 1967, 68, 69

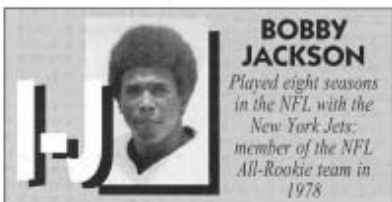


REGGIE HERRING

Third all-time at FSU with 452 tackles; recorded 170 stops in 1980

HADLEY, John, 1985, 86, 87, 88
 HAGGINS, Odell, 1986, 87, 88, 89
 HALL, Chris, 1989, 92
 HALL, Phillip, 1982, 83
 HALL, Randy, 1968, 69
 HAMLET, Sean, 1993, 94, 95, 96
 HAMMOND, Kim, 1966, 67
 HAMMOND, Robert, 1994, 95, 96
 HANKS, David, 1977
 HANNA, Warren, 1981, 82
 HARDY, Jack, 1958, 59, 60
 HARLLEE, John, 1961, 62
 HARLOW, Brian, 1982
 HARMELING, John, 1973, 76
 HARP, Herbert, 1982, 83
 HARP, Thomas, 1986, 87
 HARRELL, Damian, 1995
 HARRIS, Felix, 1990, 91, 92
 HARRIS, James, 1979, 80, 81
 HARRIS, Larry, 1980, 81, 82
 HARRIS, Wes, 1986
 HARRISON, Bruce, 1974, 75, 76
 HART, Ken, 1966, 67, 68
 HART, Warren, 1990, 91
 HASKIN, Jack, 1947
 HAYES, Eric, 1986, 87, 88, 89
 HAYES, Felton, 1985, 86, 87, 88
 HAYNES, Hayward, 1988, 89, 90
 HEATH, Mike, 1992
 HEBRON, Tim, 1985, 86
 HEGGIE, Bruce, 1983, 84, 85, 86
 HEGGINS, Jimmy, 1974, 75, 76, 77
 HENDERSON, Gerald, 1955, 56, 57
 HENDERSON, Nate, 1977, 78
 HENDLEY, Jim, 1984, 85, 86
 HENRY, Ferrell, 1961, 62, 63
 HENRY, Gary, 1978, 79, 80, 82
 HENRY, Tommy, 1990, 91, 92
 HENSON, Bill, 1970, 71
 HERMANN, Dick, 1962, 63, 64
 HERNANDEZ, Jesus, 1992, 93, 94, 95
 HERRING, Reggie, 1978, 79, 80
 HESTER, Jessie, 1981, 82, 83, 84
 HESTER, Ron, 1980, 81
 HEWITT, Ted, 1948, 49, 50
 HIATT, Phill, 1968
 HILLABRAND, Tom, 1960, 61, 62
 HINSON, Ron, 1959
 HOLLAND, Melvin, 1994
 HOLLOMAN, Darrin, 1984, 85, 86

HOLLOMAN, Tanner, 1985, 86
 HOLMES, Scott, 1992
 HOLT, Joe, 1953, 54, 55, 56
 HOLTON, Steve, 1957, 58
 HOOD, Larry, 1960, 61
 HOOKS, Jim, 1957, 58, 59
 HORNER, Alonzo, 1992, 93
 HOSACK, John, 1965, 66
 HOUBE, Gene, 1988, 89, 90
 HOUSTON, Rick, 1980
 HOWELL, Bobby, 1970
 HUEY, Mac, 1950, 51, 52
 HUFF, Gary, 1970, 71, 72
 HUGGETT, Ernie, 1950, 51
 HUGHES, Bill, 1968
 HUGHEY, Harry, 1947
 HUMES, Earl, 1973, 74
 HUMPHREY, Deon, 1995, 96
 HUNT, Charlie, 1970, 71, 72
 HUNTER, Ivory Joe, 1977, 78, 79
 HURST, John, 1966




BOBBY JACKSON

Played eight seasons in the NFL with the New York Jets; member of the NFL All-Rookie team in 1978

INGRAM, Clay, 1996
 IONATA, John, 1982, 83, 84, 85
 IONATA, Joe, 1986, 87, 88
 ITALIANO, Nelson, 1950, 51, 52
 JACKSON, Bobby, 1974, 75, 76, 77
 JACKSON, Dexter, 1995, 96
 JACKSON, Lenx, 1983
 JACKSON, Myron, 1995, 96
 JACKSON, Sean, 1990, 91, 92, 93
 JACOBI, Howard, 1971, 72
 JACOBS, Charlie, 1956
 JACOBS, Greg, 1984
 JACOBS, Jerry, 1952, 53, 54, 55
 JAMES, Corey, 1990, 92
 JARRETT, James, 1969, 70, 71
 JAX, Garth, 1982, 83, 84, 85
 JOHNS, John, 1947, 48, 49
 JOHNSON, Bob, 1939
 JOHNSON, Brad, 1988, 89, 90, 91
 JOHNSON, Dallas, 1995
 JOHNSON, Eddie, 1955, 56, 57
 JOHNSON, Greg, 1973, 74, 75
 JOHNSON, Hardis, 1979, 80
 JOHNSON, Homes, 1979
 JOHNSON, Jerry, 1996
 JOHNSON, Lonnie, 1990, 91, 92, 93
 JOHNSON, Reggie, 1987, 88, 89, 90
 JOHNSON, Tim, 1994, 95
 JOHNSON, Tony, 1981, 82, 83
 JOHNSON, Wade, 1974, 76, 77
 JOHNSON, Wayne, 1967, 68, 69
 JOHNSTON, Duke, 1967, 68, 69
 JONES, Bob, 1972, 73, 74
 JONES, Cedric, 1981, 82, 83, 84
 JONES, Cletis, 1983, 84, 85
 JONES, Donovan, 1965, 67
 JONES, Fred, 1983, 84, 85, 86
 JONES, Hassan, 1982, 83, 84, 85
 JONES, Jerry, 1965, 66, 67
 JONES, Keith, 1978, 79, 80


JONES, Keith, 1990
 JONES, Larry, 1973
 JONES, Marvin, 1990, 91, 92
 JONES, Phil, 1973, 74, 75
 JONES, Walter, 1996
 JONES, Willie, 1975, 76, 77, 78
 JORDAN, Jimmy, 1976, 77, 78, 79
 JOYNER, Joe, 1975, 76



DANNY KANELL

ACC Player-of-the-Year in 1995 holds 11 FSU passing records; entering in his second season with the New York Giants

KAISER, Randy, 1973, 74
 KALENICH, Steve, 1950, 51, 52, 53
 KALFAS, Chris, 1947, 48
 KANELL, Danny, 1992, 93, 94, 95
 KARLOWICZ, John, 1951
 KEEN, Chris, 1990, 91
 KENDELL, Dick, 1948
 KENDRA, Dan, 1996
 KENDRICK, Dub, 1948, 49, 50
 KESTNER, Ken, 1968, 69, 70
 KEY, Larry, 1974, 75, 76, 77
 KEY, Sean, 1995, 96
 KEYES, Robert, 1976
 KIMBER, Bill, 1957, 58
 KINCAID, Mike, 1975, 76, 77, 78
 KINDERMAN, Keith, 1961, 62
 KING, Grady, 1978, 79, 80
 KING, Phillip, 1990
 KING, Ronnie, 1953, 54
 KINNAMAN, Joe, 1966, 67
 KINNAN, Joe, 1966, 67
 KINSEY, Rocky, 1982, 83, 84
 KISSAM, Larry, 1965, 66
 KISSNER, Mike, 1974, 75, 76
 KLESZIUS, Steve, 1959, 60, 61
 KLORES, Jeff, 1961, 63
 KNIGHT, Mack, 1990, 91, 93
 KNOX, Kevin, 1990, 91, 92, 93
 KOLBUS, Marty, 1966
 KRATZERT, BILL, 1947
 KUIPERS, Jason, 1986, 87, 88



AMP LEE

Third on FSU's career touchdowns list with 38 and seventh in career rushing with 2,092 yards; beginning his sixth season in the NFL

LAMB, Ray, 1958, 59, 60
 LANAHAN, John, 1969, 70, 71
 LANIER, Ken, 1977, 78, 79, 80
 LaSANE, Bruce, 1987, 88, 89
 LAUREANO, Juan, 1992, 93, 94, 95
 LAZZARO, Greg, 1976, 77
 LEE, Amp, 1989, 90, 91
 LEGGETT, Jeff, 1974, 75, 76
 LEONARD, Bud, 1953, 54, 55, 56
 LEVINGS, John, 1960, 61, 62
 LEWIS, Buzzy, 1971, 72, 73
 LEWIS, Ronald, 1986, 87, 88, 89


1 9 9 7 R E C O R D B O O K

LIBRIZZI, Tony, 1995
LISS, Sean, 1993, 94, 95, 96
LOCKARD, Ed, 1950
LOFTIN, Jim, 1962
LOGAN, Randy, 1968, 69
LOHSE, Bill, 1968, 69, 70
LOMBARDI, Carmine, 1950
LONER, Frank, 1966, 67, 68
LONG, Kevin, 1994, 95, 96
LONG, Marcus, 1993, 95, 96
LONG, Rendell, 1994, 95
LOPEZ, Pablo, 1984, 85
LOUCKS, Garry, 1972
LOWE, Ron, 1969
LOWREY, Kelly, 1981, 82, 83
LUALLEN, Eric, 1989
LUNDSTROM, Brad, 1989, 90
LURIE, Howard, 1964, 65
LYLES, Mark, 1976, 77, 78, 79



TOM McCORMICK
Three-time first team All-South and Associated Press honorable mention All-America at center

McCLURE, Don, 1947
McCONNAUGHAY, John, 1960, 61, 62
McCORMICK, Gene, 1958, 59
McCORMICK, Tom, 1981, 82, 83
McCORVEY, Errol, 1989, 90, 91
McCORVEY, Kez, 1991, 92, 93, 94
McCOY, Jerome, 1984
McCRARY, Brian, 1982, 83, 84
McCULLERS, Dale, 1966, 67, 68
McDOUGAL, Tom, 1973
McDOWELL, Bill, 1963, 64, 65
McDOWELL, Gene, 1960, 61, 62
McDUFFIE, Wayne, 1965, 66, 67, 68
McEACHERN, Robert, 1968, 69, 70
McGEE, Joe, 1957, 58
McGILL, Eric, 1990, 91, 92
McGOWAN, Mike, 1972
McGOWAN, Paul, 1984, 85, 86, 87
McINTOSH, Toddrick, 1990, 91, 92, 93
McKINNIE, J. W., 1969, 70, 71
McKINNON, Bobby, 1973, 74, 75
McKINNON, Dennis, 1980, 81, 82
McLAREN, Scottie, 1990
McLEAN, John, 1980, 81, 82, 83
McLEAN, Richard, 1964, 66, 67
McLEAN, Scott, 1979, 80, 81
McMANUS, Danny, 1985, 86, 87
McMILLAN, Charles, 1947
McMILLAN, Eddie, 1970, 71, 72, 73
McMILLAN, Jack, 1947
McMILLON, Tiger, 1991, 92, 94
McNEASE, Y.C., 1961, 62
McNEIL, Patrick, 1991, 92, 93, 94
McPHILLIPS, Billy, 1973, 74, 75, 76



RUDY MALOY
Four-year letterman who currently serves as a Leon County Commissioner

MACEK, Mark, 1977, 78, 79, 80
MACK, Kim, 1982, 83, 84
MacLEAN, Ken, 1947, 48, 49
MacKENZIE, Dale, 1962, 63, 64
MADDEEN, John, 1978, 79, 80, 81
MAGALSKI, Paul, 1969, 70, 71
MAJORS, Joe, 1957, 58, 59
MAKOWIECKI, Al, 1953, 54
MALKIEWICZ, James, 1972, 73
MALOY, Rudy, 1973, 74, 75, 76
MALTBY, Duke, 1949, 50
MANCINI, Kevin, 1988, 89, 90, 91
MANGAN, Bob, 1964, 65, 66
MANKINS, Jim, 1965, 66
MANN, Ed, 1952
MANUEL, Bo, 1947, 48, 49
MARCUS, Frank, 1948
MARCUS, Joe, 1948, 49
MARION, Tyrant, 1992, 93, 94, 95
MASON, Bill, 1988, 89, 90
MASSEY, Harry, 1953, 54
MASSEY, Jim, 1963, 64, 65
MATHIESON, Steve, 1974, 75, 76
MATT, Prince, 1982, 83
MATTHEWS, Jay Mac, 1965, 66
MAY, Monte, 1948, 49, 50
MAYHEW, Martin, 1984, 85, 86, 87
MEAD, Addison, Jr., 1947
MELTON, Leonard, 1947, 48, 49
MENENDEZ, Bob, 1966, 67
MERNA, John, 1988
MERSON, Bob, 1980, 81, 82
MERSON, Scott, 1982
MESEROLL, Mark, 1976, 77
MESEROLL, Scott, 1973, 74
MESSAM, Wayne, 1993, 95, 96
MESSER, Doug, 1961, 62, 63
MESSINESE, Jimmy, 1952, 53, 54
METTS, Buck, 1953, 54, 55, 56
MEYER, Carl, 1959, 60
MIDDLEBROOKS, D.L., 1947
MILES, David, 1971, 72
MILLER, Fred, 1973, 74, 75
MILLIGAN, Pat, 1981, 82, 83
MINDLIN, Jeremy, 1978, 79
MINOR, Roger, 1970, 71
MITCHELL, Doug, 1969
MITCHELL, Hodges, 1972, 73
MITCHELL, Sean, 1996
MOBLEY, Orson, 1982
MONTERA, Travis, 1996
MONTGOMERY, George, 1969
MONTGOMERY, Hal, 1966, 67, 68
MONTGOMERY, Howell, 1966, 67, 68
MONTGOMERY, John, 1969, 70, 71
MOORE, Paul, 1988, 89, 90, 91
MOORE, Ron, 1958, 59
MOORE, Ron, 1983
MORAN, Terry, 1958
MOREMEN, Bill, 1965, 66, 67
MORRICAL, Jerry, 1949
MORRIS, Dan, 1983, 84
MORRIS, Mike, 1988, 89, 90, 91
MOSLEY, Ted, 1967, 68
MOSS, Anthony, 1987, 88, 89, 90
MOWATT, Zeke, 1980, 81, 82
MOWREY, Dan, 1991, 92, 93, 94
MUNROE, Art, 1969, 70

MURDOCK, Les, 1963, 64
MURPHY, John, 1972, 73, 74
MUSSELMAN, Bill, 1954, 55, 56, 57
MUSTAIN, Don, 1959



GERALD NICHOLS
Team captain in 1986; played seven seasons in the NFL with the New York Jets and Tampa Bay Buccaneers

NANCE, Jon, 1990, 92, 93
NARRAMORE, Lee, 1964
NEWELL, Greg, 1984, 85, 86, 87
NICHOLS, Gerald, 1982, 84, 85, 86
NICKLAUS, Steve, 1983
NELLUMS, Bob, 1956, 57
NELSON, Lee, 1974, 75
NORRIS, Brent, 1971
ODOM, Billy, 1954, 55, 56
OGLESBY, Paul, 1972
OLSEN, Jim, 1953
O'MALLEY, Tom, 1985, 86, 87, 88
O'NEAL, Earl, 1950, 51, 52
OREAIR, Rick, 1970, 71, 72
ORLANDO, Mark, 1973
OSHA, Dwight, 1949, 50
OSTASZEWSKI, Henry, 1988, 89, 90, 91
OSTASZEWSKI, Joe, 1988, 89, 90, 91
OSTEEN, Billy, 1947
OVERBY, Roger, 1974, 75, 77
OWENS, Gerald, 1992



SAM PLATT
Helped lead the 1980 Seminoles to the school's first Top 5 finish by rushing for 983 yards

PACIFICO, Al, 1953, 54, 55, 56
PAGE, Mike, 1967
PAIGE, Lee, 1982
PAJIC, Gary, 1966, 67, 68
PALERMO, John, 1972, 73
PALMER, David, 1984, 85, 86, 87
PALMER, Sterling, 1990, 91, 92
PANTON, Pete, 1983, 84, 85
PARISH, Red, 1947, 48, 49
PARKER, Chris, 1988, 89
PARKER, Clint, 1970, 71
PARKS, John, 1985, 86
PARRIS, Gary, 1970, 71, 72
PARRISH, Joe, 1963, 64, 65
PASQUALE, Paul, 1958
PASSWATERS, Earl, 1972, 73
PATTERSON, Jimm, 1992
PAULDO, Willie, 1990
PEARSALL, Melvin, 1994, 95, 96
PEDERSON, Don, 1968, 69, 70
PEIRCE, Jason, 1990, 92
PELL, John, 1968, 69
PENDLETON, Larry, 1966, 67, 68
PENNIE, Charles, 1965, 66
PENNIE, Frank, 1963, 64, 65
PETERSON, Dick, 1948, 49

PETKO, Joe, 1963, 64, 65
 PHILP, Gerald, 1956, 57
 PICKARD, Fred, 1958, 59
 PICKENS, Chuck, 1967
 PINCKNEY, Maurice, 1989, 90
 PITTMAN, John, 1967, 68
 PITTMAN, Julian, 1994, 95, 96
 PITTS, David, 1964
 PIUROWSKI, Paul, 1977, 78, 79, 80
 PLATT, Sam, 1978, 79, 80
 PLAYER, Scott, 1991
 POLAK, Nat, 1951, 52
 POPE, Edwin, 1965, 66
 POPE, Melvin, Jr., 1957
 POPPELL, Jason, 1995, 96
 PONDER, David, 1980, 81, 82, 83
 PORTER, Dave, 1974, 75, 76
 POUNDS, Greg, 1972, 73
 POWELL, Cliff, 1950
 POWELL, Don, 1952, 53, 54, 55
 PRESCOTT, Billy, 1976
 PRESTON, Rock, 1994, 95, 96
 PRESTWOOD, Tom, 1972
 PRINZI, Vic, 1954, 55, 56, 58
 PRIOR, Brad, 1976
 PRITCHETT, Ed, 1963, 64, 65
 PROCTOR, C.N., 1947
 PROCTOR, William Lee, 1955
 PROPHETTE, Kevin, 1995, 96
 PRUETTE, Jamie, 1995



ORPHEUS ROYLE

Two-year starter along the FSU defensive front after transferring from junior college; entering his second season in the NFL with the Pittsburgh Steelers

QUIGLEY, Bill, 1947, 48
 QUITLEY, Ed, 1947
 QUINN, John, 1949
 RACKLEY, Theon, 1996
 RAGANS, Bill, 1987, 88, 89, 90
 RAGINS, Smokey, 1973, 74, 75
 RAINEY, Reese, 1971
 RAMSEY, Greg, 1977, 78, 79
 RATLIFF, Floyd, 1967
 RATLIFF, Ron, 1970, 71, 72, 73
 REBOL, Todd, 1992, 93, 94, 95
 REDDICK, Ernie, 1948, 49
 RENDER, Ricky, 1981, 82, 83
 RENDINA, Mike, 1981, 82
 RENN, Bobby, 1956, 57, 58
 RESTIVO, Sam, 1981, 82, 83
 REYNOLDS, Burt, 1954
 REYNOLDS, Detroit, 1973, 74, 75, 76
 RHODES, Bill, 1966, 67, 68
 RHODES, Billy, 1995, 96
 RHODES, Bobby, 1996
 RICE, Barry, 1968, 69, 70
 RICE, Beryl, 1968, 69, 70
 RICHARDSON, Bill, 1985
 RICHARDSON, Ed, 1977, 78, 79
 RIDINGS, Jeff, 1974, 75, 76
 RIGGS, Marty, 1985, 86, 87
 RILEY, Eric, 1981, 83, 84
 RILEY, Phillip, 1993, 94, 95
 RIMBY, Bill, 1969, 70, 71
 RIOPELLE, Jerry, 1983, 84

RISER, Butch, 1966
 RISK, Alan, 1975, 76
 RIVAS, Vic, 1974, 75, 76
 ROBERSON, James, 1991, 92, 93, 94
 ROBERSON, Ulysses, 1983, 84
 ROBERTS, Dave, 1987, 88, 89, 90
 ROBERTS, Gene, 1961, 62
 ROBERTS, Marion, 1961, 62, 63
 ROBERTS, Oscar, 1971, 72
 ROBERTS, Pete, 1965, 66, 67
 ROBINSON, Chuck, 1961, 62, 63
 ROBINSON, Terry, 1985
 RODRIGUE, Ted, 1955, 56, 57
 ROE, Ken, 1981, 82, 83
 ROGERS, Ramon, 1958, 59
 ROLLE, Samari, 1994, 95, 96
 ROMEO, Tony, 1958, 59, 60
 ROSS, Grady, 1989, 90
 ROSS, Keith, 1985, 86, 87, 88
 ROUNTREE, Phil, 1947
 ROYE, Orpheus, 1994, 95
 RUSHING, Tom, 1975, 76, 77
 RUSSOM, Kenneth, 1960, 61, 62
 RUST, Benny, 1969, 70
 RYAN, Eric, 1980, 81, 82



MARK SALVA

Four-year letterman who is now the offensive line coach at South Carolina

SALVA, Mark, 1984, 85, 86, 87
 SAMMONS, Mike, 1969, 70
 SANDERS, Deion, 1985, 86, 87, 88
 SANDERS, Terry, 1976, 77, 78, 79
 SANDERS, Tracy, 1985, 86, 87, 88
 SANDERS, Troy, 1989, 90, 91, 92
 SAWYER, Bill, 1974, 75, 76
 SAWYER, Corey, 1992, 93
 SAUNDERS, Troy, 1995, 96
 SCHILBRACK, Scott, 1988
 SCHMELZ, Bob, 1948, 49, 50, 51
 SCHMIDT, Brian, 1975, 76, 77, 78
 SCHMIDT, Derek, 1984, 85, 86, 87
 SCHOMBURGER, Ron, 1954, 55, 56, 57
 SCHRENKER, Dave, 1985, 86
 SCHUCHTS, Bart, 1986, 87
 SCOTT, Arthur, 1977, 78, 79, 80
 SCOTT, Carlton, 1984
 SCOTT, Kendrick, 1992, 93, 94
 SCOTT, Stanley, 1983, 84, 85
 SELLERS, Don, 1960
 SELLERS, Mike, 1950, 51
 SELLERS, Ron, 1966, 67, 68
 SENIOR, Corey, 1988
 SEXTON, Billy, 1973
 SHAW, Bill, 1969, 70, 71, 72
 SHEPPARD, John, 1956, 57, 58
 SHERMAN, Travis, 1993, 94, 95
 SHINHOLSER, Jack, 1963, 64, 65
 SHIVELY, Randy, 1972
 SHIVER, Clay, 1992, 93, 94, 95
 SHIVER, Stan, 1985, 86, 87, 88
 SHUMANN, Mike, 1974, 75, 77
 SIMMONS, Ron, 1977, 78, 79, 80
 SIMON, Corey, 1996
 SIMPSON, Carl, 1990, 91, 92

SIMS, Jim, 1960, 61, 62
 SINGLETARY, J. Keith, 1975, 76
 SLAY, Steve, 1962
 SLICKER, Tom, 1960, 61, 62
 SMILEY, Anthony, 1983, 84
 SMITH, Abe, 1976, 77
 SMITH, Barry, 1970, 71, 72
 SMITH, Eric, 1991, 92, 93, 94
 SMITH, Kelvin, 1987, 88, 89
 SMITH, Larry, 1996
 SMITH, Marquette, 1991, 93
 SMITH, Mike, 1978, 79, 80
 SMITH, Sammie, 1986, 87, 88
 SMITH, Shevin, 1994, 95, 96
 SMITH, Tony, 1982, 83, 84, 85
 SNELL, David, 1970, 71, 72
 SNIPE, Roosevelt, 1983, 84
 SNYDER, Dave, 1961, 62, 63
 SOLOMON, Jesse, 1984, 85
 SOUTHWOOD, Keith, 1984, 85
 SOWERS, Craig, 1970
 SPAIN, Connell, 1993, 94, 95, 96
 SPARKMAN, Don, 1971, 72, 73
 SPIRES, Greg, 1994, 95, 96
 SPIVEY, John, 1957, 58, 59
 SPOONER, Phil, 1963, 64, 65
 STAAB, Ray, 1954
 STALLWORTH, David, 1989, 90, 91
 STARK, Jon, 1993, 94
 STARK, Rohn, 1978, 79, 80, 81
 STEPHENS, Demetro, 1995, 96
 STEPHENS, John, 1964, 65, 66
 STEVENSON, Robert, 1989, 90, 91, 92
 STEWART, Alan, 1987, 88, 89
 STEWART, Mike, 1976, 77
 STIEHL, Eric, 1984, 85, 86
 STRICKLAND, Larry, 1970, 71, 72
 STRICKLAND, Oliver, 1989
 STRICKLER, Joe, 1969, 70, 71
 STRINGER, Germaine, 1996
 STOCKTON, Andy, 1974, 75
 STOCKSTILL, Rick, 1979, 80, 81
 STOKES, Jay, 1969, 70, 71
 STRAUSS, Buddy, 1948, 49
 STROUD, Todd, 1983, 84, 85
 SUDDER, Rich, 1992
 SUMNER, Avery, 1962, 63, 64
 SUMNER, Walter, 1966, 67, 68
 SUTTON, Lenny, 1986
 SWANTIC, Len, 1953, 54, 55, 56
 SWOSZOWSKI, Bob, 1958, 59, 60
 SYTSMA, Henry, 1962
 SZCZEPANIK, Vic, 1949, 50, 51, 52




MICHAEL TANKS

1989 first-team AP All-American at center

TANKS, Michael, 1986, 87, 88, 89
 TAYLOR, Henry, 1981, 82, 83, 84
 TAYLOR, Jimmy Lee, 1951, 52, 53, 54
 TAYLOR, Rick, 1983
 TAYLOR, Thurston, 1965, 66, 67
 TENSI, Steve, 1962, 63, 64
 TERRY, Nat, 1976, 77
 THAMES, Jon, 1973, 74, 75, 76

1 9 9 7 R E C O R D B O O K


THARPE, Al, 1947
 THOMAS, Curtis, 1985, 86
 THOMAS, Danny, 1968, 69
 THOMAS, Eric, 1983, 84, 85
 THOMAS, Eric, 1996
 THOMAS, Gerry, 1991
 THOMAS, James, 1970, 71, 72
 THOMAS, Rudy, 1974, 75, 76
 THOMAS, Tra, 1994, 95, 96
 THOMPSON, Jim, 1982, 83, 84
 THOMPSON, Roy, 1951
 THOMPSON, Shelton, 1986, 87, 88, 89
 THOMPSON, Weegie, 1981, 82, 83
 TILLMAN, George, 1960
 TOMBERLIN, Pat, 1985, 86, 87, 88
 TOMEIO, Charles, 1996
 TRADO, Jim, 1954
 TRANCYGIER, Ed, 1960, 61
 TULLOCH, David, 1996
 TULLY, Jack, 1947, 48
 TURK, Richard, 1950, 51, 52
 TURRAL, Eric, 1990, 91
 TUTEN, Rick, 1986, 87
 TYRE, Bill, 1961, 62
 TYRE, Lewis, 1992, 93, 94, 95
 TYSON, Jim, 1968, 69, 70



U-V

TAMARICK VANOVER
All-ACC and All-America selection as a freshman and sophomore before departing for professional football after two years; entering his third season with the Kansas City Chiefs

ULMER, Al, 1957, 58, 59
 UNGLAUB, Kurt, 1976, 77, 78, 79
 URICH, Bob, 1964, 65
 URQUHART, Whitney, 1948, 49
 VANOVER, Tamarick, 1992, 93
 VALENTE, Dale, 1995
 VERBINSKI, Joe, 1959, 60, 61
 VERSPRILLE, Pat, 1955, 56
 VOHUN, Frank, 1967, 68, 69
 VOLTAPETTI, Barry, 1980, 81




W

CASEY WELDON
Heisman Trophy runner-up in 1991; ranks among FSU's career Top 5 in total offense, touchdowns passed, pass completions and passing yardage

WACHTEL, John 1961, 62, 63, 64
 WADSWORTH, Andre, 1994, 95, 96
 WALKER, Clyde, 1975, 76, 77
 WALKER, Chris, 1996
 WALKER, David, 1995
 WALKER, Stan, 1967, 68, 69
 WALL, Torledo, 1993
 WALLACE, Lou, 1957
 WALLACE, Ron, 1968, 69, 70
 WALLACE, Wade, 1978, 79
 WALLER, H.T., 1966
 WARD, Charlie, 1989, 91, 92, 93
 WARREN, Scott, 1976, 77, 78, 79
 WARREN, Terry, 1984, 85, 86, 87
 WARREN, Tommy, 1968, 69, 70
 WARRICK, Peter, 1995, 96
 WATSON, John, 1947
 WEAVER, Billy, 1955, 56, 57
 WELLS, Chuck, 1985
 WELLS, Rodney, 1994, 95
 WELDON, Casey, 1988, 89, 90, 91
 WESLEY, Gil, 1977, 78, 79
 WEST, Tom, 1962, 63, 64
 WESSEL, Joe, 1982, 83, 84
 WETHERELL, T.K., 1965, 66, 67
 WETTSTEIN, Max, 1963, 64, 65
 WHEELER, Tom, 1982, 83
 WHIGHAM, Frank, 1970, 71
 WHITAKER, Jason, 1996
 WHITE, Gaylon, 1984, 85, 86
 WHITE, Randy, 1985, 86, 87
 WHITE, Tom, 1969, 70
 WHITEHEAD, Bud, 1958, 59, 60
 WHITEHEAD, Willie, 1960
 WHITEHURST, Dan, 1970, 71, 72

WHITMER, Bob, 1951
 WHITING, Mike, 1978, 79, 80, 81
 WHITTINGTON, David, 1988
 WIDNER, Terry, 1982, 83
 WILLIAMS, Alphonso, 1985, 86, 87, 88
 WILLIAMS, Anthony, 1986
 WILLIAMS, Blair, 1981, 82
 WILLIAMS, Brian, 1981, 82, 83, 84
 WILLIAMS, Dayne, 1986, 87, 88
 WILLIAMS, Del, 1964, 65, 66
 WILLIAMS, Dick, 1947
 WILLIAMS, Eric, 1984, 85, 86, 87, 88
 WILLIAMS, Isaac, 1982, 83, 84, 85
 WILLIAMS, Phil, 1978, 79, 80, 81
 WILLIAMS, Pooh Bear, 1993, 95, 96
 WILLIAMS, Rhodney, 1993
 WILLIAMS, Ricky, 1979, 80, 81, 82
 WILLIAMS, Waldo, 1975, 76
 WILLIAMSON, Larry, 1965, 66
 WILLIS, Peter Tom, 1986, 88, 89
 WILMOT, Horace, 1983
 WILSON, Reinard, 1993, 94, 95, 96
 WIMBERLY, John, 1990, 92
 WOODRICH, Bob, 1950, 51, 52
 WOODHAM, Wally, 1977, 78, 79
 WOOLFORD, Gary, 1975, 76
 WOOTEN, Jerry, 1963
 WYCHE, John, 1987, 89, 90



X-Y-Z

HARVEY ZION
Three-year letterman at defensive tackle; one of just two players with a last name starting with Z to letter in the history of FSU football

XANDERS, Brian, 1992
 YELDELL, Bill, 1968
 YEOMANS, Tony, 1986, 87, 88, 89
 YOUNG, Tommy, 1981, 82
 ZAFFRAN, Ted, 1969, 70
 ZION, Harvey, 1966, 67, 68



Florida State's new press box seats over 200 media and has five broadcast locations.

Seminole Consensus All-Americans

Florida State's list of consensus All-Americans has been increased this year to match the list accepted by the NCAA. FSU's additions include Corey Sawyer in 1993, Clay Shiver in 1995, and the 1994 season for Derrick Brooks. Peter Boulware and Reinard Wilson earned the distinction last season.

1964



Fred Biletnikoff
Wide Receiver

1967



Ron Sellers
Wide Receiver

1979, 1980



Ron Simmons
Noseguard

1983



Greg Allen
Running Back

1985



Jamie Dukes
Offensive Guard

1987*, 1988*



Deion Sanders
Cornerback

1989



LeRoy Butler
Cornerback

1991, 1992*



Marvin Jones
Linebacker

1991*



Terrell Buckley
Cornerback

1993*



Charlie Ward
Quarterback

1993*, 1994



Derrick Brooks
Outside Linebacker

1993



Corey Sawyer
Cornerback

1994



Clifton Abraham
Cornerback

1995



Clay Shiver
Center

1996*



Peter Boulware
Defensive End


1996



Reinard Wilson
Defensive End

*Indicates unanimous All-America selection.

Seminole All-Americans



LeRoy Butler



Gary Huff

1962

Gene McDowell (LB) AP (3)

1964

Fred Biletnikoff (SE) AP (1), FWA (1), NEA (1), FN (1), NY NEWS (1), UPI (2), AFC (2), NCAA

1965

Jack Shinholser (LB) AP (HM), NEA (2)

1966

Del Williams (OG) AP (2)

1967

Kim Hammond (QB) AP (2), UPI (2)
Ron Sellers (FL) AP (1), AFC (1), NEA (1), FN (1), UPI (2), FWA (2), NCAA

1968

Ron Sellers (FL) AP (1), AFC (1), FN (1), SN (1), TIME (1), UPI (2), NEA (2), FWA (2)
Dale McCullers (LB) NEA (1), AP (3)
Jack Fenwick (OL) AP (HM)
Bill Cappleman (QB) AP (HM)

1971

Rhett Dawson (WR) AP (3)

1972

Larry Strickland (LB) AP (HM)
Gary Huff (QB) AFC (1), GRID (1), TIME (1), CH (1), CFW (1), FN (2), UPI (2), AP (HM)
Barry Smith (WR) AFC (1), CH (1), AP (2), UPI (2), US (2), FN (3)
James Thomas (DB) TIME (1), CFW (1), US (1)

1976

Ed Beckman (TE) AP (HM)
John Thames (DT) AP (HM)
Gil Wesley (C) FN (3)

1977

Wade Johnson (OG) AP (HM)
Willie Jones (DE) AP (HM)
Larry Key (RB) AP (HM)
Ron Simmons (MG) AP (HM), FN (HM), FN (FR)
Nat Terry (DB) AP (HM)

1978

Jackie Flowers (WR) AP (HM), SN (HM)
Nate Henderson (OT) AP (HM)
Willie Jones (DE) UPI (2), AP (HM), SN (HM)
Ron Simmons (MG) FN (3), AP (HM)

1979

Monk Bonasorte (DB) AP (3)
Jackie Flowers (WR) UPI (2), FN (2)
Mike Good (OG) AP (HM)
Jimmy Jordan (QB) SN (HM)
Ron Simmons (MG) AP (1), UPI (1), CAMP, FN (1), KOD, NCAA
Scott Warren (DE) CH (1), AP (HM)
Gil Wesley (C) CH (1)

1980

Monk Bonasorte (DB) FN (2), AP (HM)
Bobby Butler (DB) NEA (1), AP (3)
Greg Futch (OG) AP (HM)
Reggie Herring (LB) AP (2)
Ken Lanier (OT) AP (2)
Mark Macek (OT) AP (HM)
Paul Pirowski (LB) AP (HM)
Ron Simmons (MG) UPI (1), KOD, SN (1), FN (3), NCAA
Rohn Stark (P) KOD, UPI (1), SN (1), FN (3)

1981

Greg Allen (TB) FN (FR)
Garry Futch (DT) AP (HM)
Tom McCormick (C) AP (HM)
Rohn Stark (P) SN (1), UPI (1), NEA (1), HI (1)
Barry Voltapetti (OT) AP (HM)

1982

Greg Allen (TB) AP (HM)
Alphonso Carreker (DT) AP (HM)
Harvey Clayton (DB) AP (HM)
Jamie Dukes (OG) FN (FR)
Hassan Jones (WR) FN (FR)
Tom McCormick (C) AP (HM)
Isaac Williams (DL) FN (FR)
Ricky Williams (RB) AP (HM)
Tommy Young (LB) AP (HM)

1983

Greg Allen (TB) UPI (1), CAMP, FN (2), AP (3), NCAA
Alphonso Carreker (DT) FN (3), AP (HM)
Tom McCormick (C) AP (HM)
Herbert Harp (OL) FN (HM)
Jamie Dukes (OG) FN (HM)

1984

Greg Allen (TB) CAMP, FN (1), UPI (2), AP (3)
Louis Berry (P) AP (HM)
Jamie Dukes (OG) FN (2), AP (HM)
Jessie Hester (WR) AP (HM), FN (HM)
Derek Schmidt (KS) AP (HM)
Henry Taylor (ILB) AP (HM)

1985

Louis Berry (P) AP (HM)
Jamie Dukes (OG) CAMP, FWA (1), UPI (2), AP (2), FN (3), NCAA
Chip Ferguson (QB) FN (FR-2)
Victor Floyd (TB) AP (HM)
John Ionata (OT) FN (HM), AP (HM)

1 9 9 7 R E C O R D B O O K

Hassan Jones (WR) AP (HM)
 Pablo Lopez (OT) FN (SO-3)
 Martin Mayhew (CB) FN (HM), AP (HM)
 Paul McGowan (ILB) FN (SO-2), AP (HM)
 Gerald Nichols (DT) AP (HM)
 Derek Schmidt (KS) UPI (HM), AP (HM)
 Stan Shiver (SS) FN (FR-2)
 Pat Tomberlin (OG) AP (HM)
 Isaac Williams (OT) FN (HM), AP (HM)

1986

Louis Berry (P) AP (HM)
 Pat Carter (TE) AP (HM)
 Steve Gabbard (DT) FN (SO-2)
 Fred Jones (ILB) AP (HM)
 Jason Kuipers (OG) FN (SO-3)
 Paul McGowan (ILB) AP (HM)
 Gerald Nichols (DT) AP (HM)
 Deion Sanders (CB) SN (1), AP (3), FN (SO), UPI (HM)
 Derek Schmidt (KS) AP (HM)
 Sammie Smith (TB) FN (FR)
 Pat Tomberlin (OG) AP (HM), FN (SO-2)

1987

Pat Carter (TE) SN (1), AP (2)
 Herb Gainer (WR) AP (HM)
 Odell Haggins (NG) AP (HM)
 Eric Hayes (DT) AP (HM)
 Jason Kuipers (OG) AP (HM)
 Paul McGowan (ILB) AP (1), SN (1), FN (1)
 Deion Sanders (CB) AP (1), UPI (1), FWA (1),
 SN (1), FN (1), CAMP, KOD, SH, NCAA
 Derek Schmidt (KS) AP (3)
 Sammie Smith (TB) AP (HM)
 Pat Tomberlin (OT) AP (3)
 Terry Warren (OLB) AP (HM)

1988

Terry Anthony (WR) AP (HM), SN (HM)
 Chip Ferguson (QB) AP (HM), UPI (HM)
 Steve Gabbard (DT) AP (HM)
 Odell Haggins (NG) AP (2), SN (HM)
 Joey Ionata (OT) AP (HM)
 Jason Kuipers (OG) AP (HM)
 Bruce LaSane (WR) SN (HM)
 Ronald Lewis (WR) AP (HM), SN (HM)
 Deion Sanders (CB) AP (1), UPI (1), FWA (1),
 SN (1), FN (1), CAMP, KOD, NCAA
 Stan Shiver (SS) AP (HM)
 Kelvin Smith (ILB) AP (HM)
 Sammie Smith (TB) AP (HM)
 Pat Tomberlin (OT) AP (2), UPI (2), SN (2), FN (2), CAMP
 Dayne Williams (FB) SN (HM)

1989

Terry Anthony (WR) SN (HM)
 LeRoy Butler (CB) AP (1), UPI (1), CAMP, SN (HM), NCAA
 Kirk Carruthers (ILB) SN (HM)
 Dexter Carter (TB) SN (HM)
 Lawrence Dawsey (WR) SN (HM)
 Odell Haggins (NG) KOD, CAMP, UPI (2), FN (2), SN (HM)
 Eric Hayes (DT) SN (HM), FN (3)
 Ronald Lewis (WR) SN (HM)
 Michael Tanks (C) AP (1), FWA (1),
 UPI (2), SN (HM)
 Peter Tom Willis (QB) UPI (HM), SN (HM)

1990

Terrell Buckley (CB) AP (2), SN (2), FN (2)
 Lawrence Dawsey (WR) AP (1), FWA (1),
 SN (2), FN (3)
 Marvin Jones (ILB) AP (3)

1991

Terrell Buckley (CB) AP (1), UPI (1), KOD,
 FWA (1), CAMP, SN (1), FN (1), SH (1), NCAA
 Kirk Carruthers (ILB) UPI (HM)
 Marvin Jones (ILB) AP (1), UPI (1), FWA (1),
 CAMP, SN (1), SH (1), FN (3), NCAA
 Amp Lee (TB) CAMP, FN (3), SH (HM), UPI (HM)
 Kevin Mancini (OT) UPI (HM)
 Patrick McNeil (OG) FN (FR)
 Casey Weldon (QB) CAMP, FN (1), SH (1),
 AP (2), SN (2), UPI (HM)

1992

Derrick Brooks (OLB) FN (SO)
 Marvin Jones (ILB) AP (1), UPI (1), KOD (1), FWA (1),
 CAMP, SN (1), SH (1), FN (1), CPFW (1), NCAA
 Patrick McNeil (OG) FN (SO)
 Corey Sawyer (CB) AP (2), FN (2), UPI (HM), FN (SO)
 Robert Stevenson (OT) FN (2), UPI (HM)
 Lewis Tyre (OG) FN (FR)
 Tamarick Vanover (WR/KR) SN (1), CPFW (1), FN (FR)
 Charlie Ward (QB) AP (3), SN (2), UPI (HM), SH (HM)

1993

Derrick Alexander (DE) FWA (1), UPI (2), AP (3), FN (SO)
 Derrick Brooks (OLB) AP (1), UPI (1), FWA (1), SH (1),
 KOD (1), CAMP (1), SN (1), FN (1), NCAA
 Patrick McNeil (OG) FN (3)
 Corey Sawyer (CB) CAMP, UPI (1), SN (1), FN (1), AP (2)
 Clay Shiver (C) FN (SO)
 Tamarick Vanover (WR) SN (2)
 Charlie Ward (QB) AP (1), UPI (1), FWA (1), SH (1),
 KOD (1), CAMP, SN (1), FN (1), NCAA

1994

Clifton Abraham (CB) AP (1), UPI (1), CAMP (1),
 FC/KOD (1), FN (1), SH (HM), NCAA
 Derrick Brooks (OLB) CAMP (1), FC/KOD (1),
 SH (1), UPI (2), AP (HM)
 Derrick Alexander (DE) AP (1), CAMP (1), UPI (2),
 SN (2), SH (HM)
 Clay Shiver (C) FWA (1), SH (1), AP (2), UPI (HM)
 Kez McCorvey (WR) UPI (1), SH (HM)
 Warrick Dunn (RB) UPI (HM)
 Patrick McNeil (OG) UPI (HM)

1995

Daryl Bush (LB) FN (HM)
 Andre Cooper (WR) AP (HM), FN (HM)
 Warrick Dunn (RB) FN (3), AP (HM)
 Danny Kanell (QB) FN (2), AP (HM)
 Sean Liss (P) AP (HM)
 Clay Shiver (C) FWA (1), AP (2), UPI (2), FN (2)
 Lewis Tyre (OG) AP (HM), FN (HM)
 Reinard Wilson (DE) AP (HM), FN (HM)

1996

Peter Boulware (DE) AP (1), FN (1), FWAA (1),
 AFC (1), SN (1), CPFW (1)
 Warrick Dunn (RB) FWAA (1), AP (2), FN (2), SN (2)
 Walter Jones (OT) AP (2)
 Reinard Wilson (DE) AP (1), CAMP (1), FN (2), SN (2)

KEY — AP-Associated Press; UPI-United Press International; FN-Football News; AFC-American Football Coaches; NEA-Newspaper Enterprises Association; TIME-Time Magazine; NY NEWS-New York Daily News; SH-Scripps Howard; SN-Sporting News; FWA-Football Writers Association; KOD-Kodak; CAMP-Walter Camp; CPFW-College & Pro Football Weekly; GRID-Gridiron; HI-Hartford Insurance; CH-Churchmans; US-Universal Sports; NCAA-NCAA Consensus; (1) First Team; (2) Second Team; (3) Third Team; (HM) Honorable Mention; (FR) Freshman Team; (SO) Sophomore Team.

Seminole All-ACC Picks



Byron Capers



Andre Cooper

1996 First Team

Chad Bates	OG
Peter Boulware	DE
Byron Capers	CB
Andre Cooper	WR
Warrick Dunn	RB
Reinard Wilson	DE

Second Team

Thad Busby	QB
Daryl Bush	LB
Todd Fordham	OT
E.G. Green	WR
Walter Jones	OT
Andre Wadsworth	NG

Honorable Mention

Scott Bentley	PK
James Colzie	CB
Henri Crockett	LB
Dee Feaster	SP
Dexter Jackson	SP
Sean Liss	P

Kevin Long	C
Melvin Pearsall	TE
Shevin Smith	SS
Connell Spain	DT

1995 First Team

Andre Cooper	WR
Warrick Dunn	RB
Jesus Hernandez	OT
Danny Kanell	QB
Clay Shiver	C
Lewis Tyre	OG
Reinard Wilson	DE

Second Team

Daryl Bush	LB
Byron Capers	CB
E.G. Green	WR
Sean Liss	P
Andre Wadsworth	NG

1994 First Team

Clifton Abraham	CB
Derrick Alexander	DE
Derrick Brooks	OLB
Warrick Dunn	RB
Corey Fuller	CB
Danny Kanell	QB
Kez McCorvey	WR
Patrick McNeil	OG
Clay Shiver	C
Lewis Tyre	OG

Second Team

Devin Bush	SS
------------	----

1993 First Team

Clifton Abraham	CB
Derrick Alexander	DE
Ken Alexander	ILB
Derrick Brooks	OLB
Kez McCorvey	WR
Corey Sawyer	CB
Clay Shiver	C
Charlie Ward	QB

Second Team

Sean Jackson	TB
Lonnie Johnson	TE
Patrick McNeil	OG

Third Team

Scott Bentley	PK
Devin Bush	SS
Chris Cowart	OLB
Jon Nance	NG
Lewis Tyre	OG
Tamarick Vanover	WR

1992 First Team

Derrick Brooks	OLB
Marvin Jones	ILB
Corey Sawyer	CB
Robert Stevenson	OT
Charlie Ward	QB

Second Team

Robbie Baker	C
Leon Fowler	FS
Patrick McNeil	OG
Tamarick Vanover	WR

All-South Independent

1968 First Team

Bill Cappleman	QB
John Crowe	DB
Jack Fenwick	OT
Dale McCullers	LB
Ron Sellers	FL

1969 First Team

Tom Bailey	RB
Bill Cappleman	QB
Bill Lohse	LB
Robert McEachern	DL
Tim Tyson	TE
Ron Wallace	DE

1970 First Team

Rhett Dawson	WR
Allen Dees	C
Robert McEachern	DL
James Thomas	DB
Tommy Warren	QB

Honorable Mention

Tom Bailey	RB
Duane Carrell	P
Frank Fontes	KS

Bill Lohse	LB
Eddie McMillian	DB

1971 First Team

Rhett Dawson	WR
Frank Fontes	KS
Gary Huff	QB
Larry Strickland	LB
Joe Strickler	DT
James Thomas	DB

Honorable Mention

Charles Hunt	DL
Bill Shaw	DL
Dan Whitehurst	DL

1972 First Team

Phil Arnold	OG
Gary Huff	QB
Hodges Mitchell	RB
Gary Parris	TE
Barry Smith	WR
Larry Strickland	LB

Honorable Mention

James Thomas	DB
--------------	----

1973 Honorable Mention

Don Sparkman	OT
--------------	----

1974 First Team

Burt Cooper	LB
Mike Shumann	WR

Second Team

Joe Downey	P
Greg Johnson	DL
Larry Key	RB

Honorable Mention

Leon Bright	RB
Jeff Gardner	OG
Joe Goldsmith	TE

1975 First Team

Jeff Gardner	OG
Bobby Jackson	DB

Honorable Mention

Leon Bright	RB
Aaron Carter	LB
Willie Jones	DT
Larry Key	RB

1 9 9 7 R E C O R D B O O K

Lee Nelson DB
 Mike Shumann WR
 Clyde Walker QB

1976 First Team

Ed Beckman TE
 Jon Thames OT

1977 First Team

Wade Johnson OG
 Willie Jones DE
 Larry Key RB
 Mike Shumann WR
 Nat Terry DB

Second Team

Bill Duley P
 Ron Simmons MG

1978 First Team

Jackie Flowers WR
 Mike Good OG
 Nate Henderson OT
 Willie Jones DE
 Ron Simmons MG

Second Team

Dave Cappelen KS
 Jimmy Jordan QB

1979 First Team

Jackie Flowers WR
 Mike Good OG
 Ken Lanier OT
 Scott Warren DE
 Ron Simmons MG

Second Team

Monk Bonasorte DB
 Bobby Butler DB
 Dave Cappelen PK
 Reggie Herring LB
 Mark Lyles RB

1980 First Team

Monk Bonasorte DB
 Bobby Butler DB
 Bill Capece PK
 Greg Futch OG
 Reggie Herring LB
 Ken Lanier OT
 Mark Macek DT
 Rohn Stark P

Second Team

Garry Futch DT
 Paul Piurowski LB
 Sam Platt RB

1981 First Team

Jarvis Coursey DE
 Tom McCormick C
 Rohn Stark P
 Barry Voltapetti OT

Second Team

Sam Childers TE
 Garry Futch DT
 James Harris DB
 Mike Whiting RB
 Greg Allen RB

1982 First Team

Greg Allen RB
 Tom McCormick C
 Alphonso Carreker DT
 Harvey Clayton DB

Second Team

Larry Harris DB
 Jessie Hester WR
 Kelly Lowrey QB
 Ricky Render OL
 Ken Roe LB
 Ricky Williams RB
 Tommy Young LB

1983 First Team

Greg Allen RB
 Alphonso Carreker DT
 Tom McCormick C

Second Team

Jamie Dukes OG
 John Ionata OT
 Weegie Thompson WR

1984 First Team

Greg Allen RB
 Louis Berry P
 Jamie Dukes OG
 Jessie Hester WR
 Derek Schmidt KS
 Henry Taylor ILB

Second Team

John Ionata OT

1985 First Team

Jamie Dukes OG
 John Ionata OT
 Hassan Jones WR
 Derek Schmidt KS
 Paul McGowan ILB
 Isaac Williams DT

Second Team

Pat Tomberlin OG
 Victor Floyd TB
 Martin Mayhew CB
 Gerald Nichols DT

1986 First Team

Louis Berry P
 Gerald Nichols DT
 Pat Carter TE
 Paul McGowan ILB
 Deion Sanders CB
 Pat Tomberlin OT

Second Team

Herb Gainer WR
 Fred Jones ILB

Derek Schmidt KS

1987 First Team

Pat Carter TE
 Eric Hayes DT
 Paul McGowan ILB
 Deion Sanders CB
 Derek Schmidt KS
 Sammie Smith TB
 Pat Tomberlin OT
 Terry Warren OLB

Second Team

Odell Haggins NG
 Herb Gainer SE
 Jason Kuipers OG

1988 First Team

Terry Anthony WR
 Pat Tomberlin OT
 Jason Kuipers OG
 Odell Haggins NG
 Deion Sanders CB

Second Team

Ronald Lewis WR
 Joey Ionata OT
 Chip Ferguson QB
 Sammie Smith TB
 Steve Gabbard DT
 Kelvin Smith ILB
 Stan Shiver SS

1989 First Team

Michael Tanks C
 Peter Tom Willis QB
 John Brown OT
 Lawrence Dawsey WR
 Odell Haggins NG
 LeRoy Butler CB
 Kirk Carruthers ILB

Second Team

Eric Hayes DT
 Shelton Thompson OLB

1990 First Team

Lawrence Dawsey WR
 Terrell Buckley CB
 Marvin Jones ILB
 Amp Lee TB
 Mike Morris OG

Second Team

Kirk Carruthers ILB
 Reggie Johnson TE
 Hayward Haynes OG
 Edgar Bennett FB
 Bill Ragans SS

1991 First Team

Terrell Buckley CB
 Kirk Carruthers ILB
 Marvin Jones ILB
 Amp Lee TB
 Kevin Mancini OT
 Mike Morris OG
 Carl Simpson DE
 Casey Weldon QB

Second Team

Edgar Bennett FB
 Howard Dinkins OLB
 Robert Stevenson OT

LITTLE ALL-AMERICANS

1948 Hugh Adams (T)
 1949 Hugh Adams (T)
 1950 Jerry Morrical (T)
 1951 Bill Dawkins (G)
 1952 Curt Campbell (E)
 1954 Al Makowiecki (G)

Players In The Pros



1997 NFL DRAFTEES

Peter Boulware	Baltimore Ravens	1st (4)
Walter Jones	Seattle Seahawks	1st (6)
Warrick Dunn	Tampa Bay Buccaneers	1st (12)
Reinard Wilson	Cincinnati Bengals	1st (14)
Henri Crockett	Atlanta Falcons	4th (100)
Vernon Crawford	New England Patriots	5th (159)
Byron Capers	Philadelphia Eagles	7th (225)
Chad Bates	Houston Oilers	free agent
Scott Bentley	Arizona Cardinals	free agent
James Colzie	Tampa Bay Buccaneers	free agent
Andre Cooper	Seattle Seahawks	free agent
Todd Fordham	Jacksonville Jaguars	free agent
Sean Hamlet	San Diego Chargers	free agent
Jesus Hernandez	Kansas City Chiefs	free agent
Sean Liss	Tampa Bay Buccaneers	free agent
Wayne Messam	Cincinnati Bengals	free agent
Connel Spain	San Diego Chargers	free agent

CURRENT ROSTERED SEMINOLES IN THE NFL

Clifton Abraham	Carolina Panthers
Derrick Alexander	Minnesota Vikings
Edgar Bennett	Green Bay Packers
Derrick Brooks	Tampa Bay Buccaneers
Terrell Buckley	Miami Dolphins
Devin Bush	Atlanta Falcons
LeRoy Butler	Green Bay Packers
Dexter Carter	San Francisco 49ers
Pat Carter	Arizona Cardinals
Zack Crockett	Indianapolis Colts
Lawrence Dawsey	Miami Dolphins
Dedrick Dodge	Denver Broncos
'Omar Ellison	San Diego Chargers
William Floyd	San Francisco 49ers
Dan Footman	Indianapolis Colts
Corey Fuller	Minnesota Vikings
Brad Johnson	Minnesota Vikings
Lonnie Johnson	Buffalo Bills
Reggie Johnson	Kansas City Chiefs
Marvin Jones	New York Jets
Danny Kanell	New York Giants
Kevin Knox	Phoenix Cardinals
Amp Lee	Minnesota Vikings
Martin Mayhew	Tampa Bay Buccaneers
Kez McCorvey	Detroit Lions
Sterling Palmer	Washington Redskins
Phillip Riley	Chicago Bears
James Roberson	Houston Oilers

Orpheus Roye	Pittsburgh Steelers
Deion Sanders	Dallas Cowboys
Corey Sawyer	Cincinnati Bengals
Clay Shiver	Dallas Cowboys
Carl Simpson	Chicago Bears
Rohn Stark	Carolina Panthers
Rick Tuten	Seattle Seahawks
Tamarick Vanover	Kansas City Chiefs
Casey Weldon	Tampa Bay Buccaneers

FSU CONSENSUS ALL-ROOKIE SELECTIONS

Bobby Jackson	New York Jets, 1987
Alphonso Carreker	Green Bay Packers, 1984
Lawrence Dawsey	Tampa Bay Buccaneers, 1991
Derrick Brooks	Tampa Bay Buccaneers, 1995
Corey Fuller	Minnesota Vikings, 1995
Tamarick Vanover	Kansas City, 1995

FSU SUPER BOWL PARTICIPANTS

Fred Biletnikoff	Oakland Raiders, 1968, 1977
Dale McCullers	Baltimore Colts, 1970
Ron Sellers	Miami Dolphins, 1973
J.T. Thomas	Pittsburgh Steelers, 1974, 1975, 1979
Willie Jones	Oakland Raiders, 1980
Dennis McKinnon	Chicago Bears, 1985
Ken Lanier	Denver Broncos, 1986, 87, 88, 89
Zeke Mowatt	New York Giants, 1986
Alphonso Carreker	Denver Broncos, 1989
Rick Tuten	Buffalo Bills, 1991
Martin Mayhew	Washington Redskins, 1992
Dexter Carter	San Francisco 49ers, 1995
Dedrick Dodge	San Francisco 49ers, 1995
William Floyd	San Francisco 49ers, 1995
Deion Sanders	San Francisco 49ers, 1995
Deion Sanders	Dallas Cowboys, 1996
Rohn Stark	Pittsburgh Steelers, 1996
Edgar Bennett	Green Bay Packers, 1997
LeRoy Butler	Green Bay Packers, 1997

FSU'S PRO BOWL SELECTIONS

Ron Sellers	New England Patriots, 1969
Fred Biletnikoff	Oakland Raiders, 1971, 72, 74, 75
J.T. Thomas	Pittsburgh Steelers, 1978
Rohn Stark	Indianapolis Colts, 1986, 87, 91, 93
Marion Butts	San Diego Chargers, 1991
Deion Sanders	Atlanta Falcons, 1992, 93, 94, 95, 96
LeRoy Butler	Green Bay Packers, 1994, 95, 96


1 9 9 7 R E C O R D B O O K

FSU'S ALL-TIME PROFESSIONAL LIST

PLAYER	TEAM (YEARS)
Abraham, Clifton (CB)	Tampa Bay Buccaneers (1995); Chicago Bears (1996); Carolina Panthers (1997-)
Alexander, Derrick (DL)	Minnesota Vikings (1995-)
Alexander, Ken (LB)	Barcelona Dragons (WLAF, 1995-96)
Billy Allen (CB)	Tampa Bay Bandits (USFL, 1984-85)
Allen, Greg (RB)	Cleveland Browns (1985); Tampa Bay Bandits (USFL, 1984-85); Tampa Bay Buccaneers (1986)
Amman, Richard (DE)	Baltimore Colts (1972-73)
Andrews, Dennis (FB)	Hamilton Tiger-Cats (CFL, 1997-)
Anthony, Terry (WR)	Tampa Bay Buccaneers (1990-92)
Avezzano, Joe (C)	Boston Patriots (1966 Redshirt Draft)
Bailey, Tom (RB)	Philadelphia Eagles (1971-74)
Baker, Shannon (WR)	Atlanta Falcons (1993); Indianapolis Colts (1993-94); Winnipeg Blue Bombers (CFL, 1995-96); Jacksonville Jaguars (1996)
Beckman, Ed (TE)	Kansas City Chiefs (1977-84)
Bennett, Edgar (FB)	Green Bay Packers (1992-)
Berry, Louis (P)	Atlanta Falcons (1987)
Biletnikoff, Fred (WR)	Oakland Raiders (1965-78)
Braggins, Dave (OT)	Montreal Alouettes (CFL, 1967-68)
Bright, Leon (RB)	New York Giants (1981-83); Tampa Bay Buccaneers (1984-85)
Brooks, Derrick (LB)	Tampa Bay Buccaneers (1995-)
Buckley, Terrell (CB)	Green Bay Packers (1992-94); Miami Dolphins (1995-)
Bush, Devin (SS)	Atlanta Falcons (1995-)
Butler, Bobby (CB)	Atlanta Falcons (1981-92)
Butler, LeRoy (CB)	Green Bay Packers (1990-)
Butts, Marion (RB)	San Diego Chargers (1989-93); New England Patriots (1994)
Capece, Bill (KS)	Tampa Bay Buccaneers (1981-83)
Cappleman, Bill (QB)	Minnesota Vikings (1970); Detroit Lions (1973)
Carreker, Alphonso (DT)	Green Bay Packers (1984-88); Denver Broncos (1989-93)
Carroll, Duane (P)	Dallas Cowboys (1974); Los Angeles Rams (1975); New York Jets (1976-77); St. Louis Cardinals (1977)
Carter, Dexter (RB)	San Francisco 49ers (1990-95); New York Jets (1995); San Francisco 49ers (1996)
Carter, Pat (TE)	Detroit Lions (1988); Los Angeles Rams (1989-93); Houston Oilers (1994); St. Louis Rams (1995); Arizona Cardinals (1996-)
Carter, Walter (DL)	Tampa Bay Buccaneers
Clayton, Harvey (CB)	Tampa Bay Bandits (USFL, 1984-85)
Coffield, Randy (LB)	Pittsburgh Steelers (1983-86); New York Giants (1987)
Cowart, Chris (LB)	Seattle Seahawks (1976); New York Giants (1978-79)
Cooper, Bert (LB)	San Diego Chargers (1995-96)
Cooper, Bert (LB)	Tampa Bay Buccaneers (1976)
Crockett, Zack (FB)	Indianapolis Colts (1995-)
Curchin, Jeff (OL)	Chicago Bears (1970-71); Buffalo Bills (1972)
Dawsey, Lawrence (WR)	Tampa Bay Buccaneers (1991-95); New York Giants (1996); Miami Dolphins (1997-)
Dawson, Bill (LB/TE/DE)	Boston Patriots (1965)
Dawson, Rhett (WR)	Houston Oilers (1972); Minnesota Vikings (1973)
Dinkins, Howard (OLB)	Atlanta Falcons (1992-93)
Dodge, Dedrick (DB)	Seattle Seahawks (1991-93); London Monarchs (WLAF, 1991-92); San Francisco 49ers (1994-96); Denver Broncos (1997-)
Downey, Joe (P)	Jacksonville Express (WFL, 1975)
Dukes, Jamie (OL)	Atlanta Falcons (1986-93); Green Bay Packers (1994-95); Arizona Cardinals (1995-96)




1 9 9 7 R E C O R D B O O K




Ellison, 'OMar (WR)	San Diego Chargers (1995-)
Feamster, Tom (T)	Baltimore Colts (1956)
Fenner, Lane (WR)	San Diego Chargers (1968)
Ferguson, Chip (QB)	Tampa Bay Storm (Arena, 1991)
Floyd, Victor (RB)	San Diego Chargers (1989); Sacramento Surge (WLAF, 1991-92); Orlando Predators (Arena, 1994)
Floyd, William (FB)	San Francisco 49ers (1994-)
Footman, Dan (DE)	Cleveland Browns (1993-95); Baltimore Ravens (1996-97); Indianapolis Colts (1997-)
Freeman, Corian (LB)	Atlanta Falcons (1991); Sacramento Surge (WLAF, 1992); Winnipeg Blue Bombers (CFL, 1993); Sacramento Gold Minors (CFL, 1993-94)
Freeman, Reggie (DE)	New Orleans Saints (1993)
Fuller, Corey (CB)	Minnesota Vikings (1995-)
Gabbard, Steve (OT)	Philadelphia Eagles (1989); Green Bay Packers (1991); London Monarchs (WLAF, 1991); Sacramento Gold Minors (CFL, 1993-94)
Gaydos, Kent (WR)	Green Bay Packers (1975)
Giardino, Wayne (DE)	Ottawa Roughriders (CFL, 1967-68)
Glass, Chip (TE)	Cleveland Browns (1969-73); New York Giants (1974)
Gray, Hector (DB)	Detroit Lions (1981-83)
Guthrie, Grant (K)	Buffalo Bills (1970-73); Jacksonville Sharks (WFL, 1974); Birmingham Vulcans (WFL, 1975)
Haggins, Odell (NG)	San Francisco 49ers (1990-91); Buffalo Bills (1992)
Hammond, Kim (QB)	Miami Dolphins (1968); Boston Patriots (1968-70)
Hanna, Warren (CB)	Tampa Bay Bandits (USFL, 1984-85)
Hayes, Eric (DT)	Seattle Seahawks (1990-92); Tampa Bay Buccaneers (1993)
Hendley, Jim (C)	Atlanta Falcons (1987)
Henry, Tommy (CB)	Sacramento Gold Minors (CFL, 1993); Toronto Argonauts (CFL, 1994-95); Ottawa Roughriders (CFL, 1996); Edmonton Eskimos (CFL, 1997-)
Hermann, Dick (LB)	Oakland Raiders (1965)
Hester, Jessie (WR)	Tampa Bay Bandits (USFL, 1984-85); Los Angeles Raiders (1985-87); Atlanta Falcons (1988); Indianapolis Colts (1990-93); St. Louis Rams (1994-95)
Hester, Ron (LB)	Miami Dolphins (1982-84)
Huff, Gary (QB)	Chicago Bears (1973-76); Tampa Bay Buccaneers (1977-78); San Francisco 49ers (1980)
Hunt, Charles (LB)	San Francisco 49ers (1973); Tampa Bay Buccaneers (1976)
Jackson, Bobby (DB)	New York Jets (1978-85)
Jackson, Sean (RB)	Houston Oilers (1994)
Jax, Garth (LB)	Dallas Cowboys (1986-88); Phoenix/Arizona Cardinals (1989-96)
Johnson, Brad (QB)	Minnesota Vikings (1992-); London Monarchs (WLAF, 1995)
Johnson, Greg (DT)	Chicago Bears (1977); Tampa Bay Buccaneers (1977); Baltimore Colts (1977)
Johnson, Lonnie (TE)	Buffalo Bills (1994-96)
Johnson, Reggie (TE)	Denver Broncos (1991-93); Green Bay Packers (1994); Philadelphia Eagles (1995); Kansas City Chiefs (1996-)
Jones, Cletis (FB)	New England Steamrollers (Arena, 1988)
Jones, Hassan (WR)	Minnesota Vikings (1986-92); Kansas City Chiefs (1993-94)
Jones, Fred (LB)	Kansas City Chiefs (1987)
Jones, Marvin (LB)	New York Jets (1993-)
Jones, Willie (DE)	Oakland Raiders (1979-82)
Jimmy Jordan (QB)	Tampa Bay Bandits (USFL, 1984-85)
Kanell, Danny (QB)	New York Giants (1996-)
Larry Key (RB)	Tampa Bay Bandits (USFL, 1984)
Kimber, Bill (DE)	New York Giants (1959-60); Boston Patriots (1961)
Kinderman, Keith (RB)	San Diego Chargers (1963-64); Houston Oilers (1965-68)

1 9 9 7 R E C O R D B O O K


Knox, Kevin (WR)	Phoenix Cardinals (1994); Rhein Fire (WLAFL, 1996)
Kuipers, Jason (OG)	Birmingham Fire (WLAFL, 1991); Raleigh-Durham Skyhawks (WLAFL, 1991)
Lanier, Ken (OT)	Denver Broncos (1981-92)
LaSane, Bruce (WR)	Orlando Thunder (WLAFL, 1991); Cincinnati Rockers (Arena, 1992-93); Miami Hooters (Arena, 1994-95); Milwaukee Mustangs (Arena, 1996); Orlando Predators (Arena, 1997-)
Lee, Amp (RB)	San Francisco 49ers (1992-93); Minnesota Vikings (1994-97)
Lewis, Ronald (WR)	San Francisco 49ers (1990-91); Green Bay Packers (1992-93)
Mack, Kim (DB)	Seattle Seahawks (1987)
Majors, Joe (DB)	Houston Oilers (1960)
Makowiecki, Al (DL)	Montreal Alouettes (CFL, 1957-59)
Mankins, Jim (RB)	Atlanta Falcons (1967)
Mayhew, Martin (CB)	Washington Redskins (1989-92); Tampa Bay Buccaneers (1993-96)
McCorvey, Kez (WR)	Detroit Lions (1995-)
McCullers, Dale (LB)	Miami Dolphins (1969)
McGowan, Paul (LB)	Minneosta Vikings (1988); Ottawa Roughriders (CFL, 1988); Birmingham Fire (WLAFL, 1991-92); Orlando Predators (Arena, 1993-)
McIntosh, Toddrick (DE)	Tampa Bay Buccaneers (1994-95); Green Bay Packers (1996)
McKinnon, Dennis (WR)	Chicago Bears (1983-89); Dallas Cowboys (1990); Miami Dolphins (1990)
McLean, Scott (LB)	Dallas Cowboys (1983)
McManus, Danny (QB)	Kansas City Chiefs (1988); Winnipeg Blue Bombers (CFL, 1990-92); Edmonton Eskimos (CFL, 1993-)
McMillan, Eddie (CB)	Los Angeles Rams (1973-75); Seattle Seahawks (1976-77/Expansion Draft); Buffalo Bills (1978)
Meseroll, Mark (T)	New Orleans Saints (1978)
Mobley, Orson (TE)	Denver Broncos (1986-90)
Moss, Anthony (LB)	New York Giants (1991)
Mowatt, Zeke (TE)	New York Giants (1983-90); New England Patriots (1990-91)
Murdock, Les (K)	New York Giants (1967)
Nelson, Lee (DB)	St. Louis Cardinals (1976-85)
Nichols, Gerald (DT)	New York Jets (1987-90); Tampa Bay Buccaneers (1991); Philadelphia Eagles (1993); Washington Redskins (1993-97)
Office, Tony (LB)	Tampa Bay Bandits (USFL, 1984)
Paige, Lee (DB)	Tampa Bay Buccaneers (1987)
Palmer, Sterling (DE)	Washington Redskins (1993-)
Parris, Gary (TE)	San Diego Chargers (1973-74); Cleveland Browns (1975-78); St. Louis Cardinals (1979-80)
Player, Scott (P)	Birmingham (CFL, 1995); Arizona Cardinals (1996); New York Giants (1996-); Frankfurt Galaxy (WLAFL, 1997-)
Ponder, David (DT)	Dallas Cowboys (1985)
Piurowski, Paul (LB)	Tampa Bay Bandits (USFL, 1984-85)
Ragans, Bill (DB)	Frankfurt Galaxy (WLAFL, 1992)
Renn, Bobby (DB/WR)	New York Jets (1961)
Phillip Riley (WR)	New York Jets (1996); Chicago Bears (1996-)
Roberson, James (DL)	Rhein Fire (WLAFL, 1996); Houston Oilers (1996-)
Romeo, Tony (TE)	Kansas City Chiefs (1961); Boston Patriots (1962-67)
Ross, Grady (DB)	Miami Hooters (Arena, 1995); Florida Bobcats (Arena, 1996-)
Roye, Orpheus (DE)	Pittsburgh Steelers (1996-)
Rush, Keilly (DE)	Winnipeg Blue Bombers (CFL, 1993-95)
Sanders, Deion (CB)	Atlanta Falcons (1989-93); San Francisco 49ers (1994-95); Dallas Cowboys (1995-)
Sanders, Tracy (WR)	Tampa Bay Storm (Arena, 1994-)
Sawyer, Corey (CB)	Cincinnati Bengals (1994-)
Scott, Stanley (DE)	Miami Dolphins (1987)



1 9 9 7 R E C O R D B O O K



- Sellers, Ron (WR) Boston Patriots (1969-71); Dallas Cowboys (1972); Miami Dolphins (1973)
 Shiver, Clay (C) Dallas Cowboys (1996-)
 Shumann, Mike (WR) San Francisco 49ers (1978-79); Tampa Bay Buccaneers (1980); San Francisco 49ers (1981);
 St. Louis Cardinals (1982-83)
 Simmons, Ron (LB) Tampa Bay Bandits (USFL, 1984-85)
 Simpson, Carl (DE) Chicago Bears (1993-)
 Smith, Barry (WR) Green Bay Packers (1973-75); Tampa Bay Buccaneers (1976/Expansion Draft)
 Smith, Marquette (RB) Carolina Panthers (1996-)
 Smith, Sammie (RB) Miami Dolphins (1989-91); Denver Broncos (1992)
 Solomon, Jesse (LB) Minnesota Vikings (1986-89); Dallas Cowboys (1990); Tampa Bay Buccaneers (1991);
 Atlanta Falcons (1992); Miami Dolphins (1994)
 Stark, Rohn (P) Baltimore/Indianapolis Colts (1982-93); Pittsburgh Steelers (1995); Carolina Panthers (1996)
 Stevenson, Robert (OL) Sacramento Gold Minors (CFL, 1994); San Antonio Texans (CFL, 1995);
 Ottawa Roughriders (CFL, 1996); Montreal Alouettes (CFL, 1997-)
 Summer, Walt (DB) Cleveland Browns (1969-74)
 Tanks, Michael (C) Birmingham Fire (WLAFL, 1991)
 Tensi, Steve (QB) San Diego Chargers (1965-66); Denver Broncos (1967-70)
 Terry, Nat (DB) Pittsburgh Steelers (1978); Detroit Lions (1978)
 Thomas, J.T. (FS) Pittsburgh Steelers (1973-81); Denver Broncos (1982)
 Thompson, Shelton (DL) London Monarchs (WLAFL, 1991)
 Thompson, Weegie (WR) Pittsburgh Steelers (1984-89)
 Tomberlin, Pat (OT) Indianapolis Colts (1989-91); Tampa Bay Buccaneers (1993-96)
 Tuten, Rick (P) Philadelphia Eagles (1989); Buffalo Bills (1990); Seattle Seahawks (1991-)
 Vanover, Tamarick (WR) Las Vegas Posse (CFL, 1994); Kansas City Chiefs (1995-)
 Weldon, Casey (QB) Philadelphia Eagles (1992); Barcelona Dragons (WLAFL, 1995); Tampa Bay Buccaneers (1993-97)
 Wettstein, Max (TE) Denver Broncos (1966)
 Whitehead, Bud (S) San Diego Chargers (1961-68)
 Williams, Del (C) New Orleans Saints (1967-73)
 Williams, Isaac (LB) Albany Firebirds (Arena, 1992); Orlando Predators (1993-94)
 Williams, Ricky (CB) Tampa Bay Bandits (USFL, 1985)
 Willis, Peter Tom (QB) Chicago Bears (1990-93); Tampa Bay Storm (Arena, 1997-)
 Woolford, Gary (S) New York Giants (1980)
 Wyche, John (FS) Birmingham Fire (WLAFL, 1992)



FSU In The Professional Draft & Free-Agent Signings



Steve Tensi



Lawrence Dawsey

YEAR	NAME	POS.	TEAM	ROUND
1951	Mike Sellers	B	Cleveland Browns	12th
	Wayne Benner	B	Cleveland Browns	24th
	Bill Driver	B	Cleveland Browns	29th
1952	Roy Thompson	B	Cleveland Browns	12th
1954	Bobby Fiveash	RB	San Francisco 49ers	16th
	Bill Mote	T	New York Giants	29th
1955	Tom Feamster	OT	Los Angeles Rams	4th
1956	George Boyer	LB	Los Angeles Rams	8th
	Jerry Jacobs	OG	Pittsburgh Steelers	19th
	Tom Feamster	OT	Baltimore Colts	free agent
1957	Lee Corso	QB	Chicago Cardinals	29th
1958	Bobby Renn	DB	Cleveland Browns	22nd
1959	Bill Kimber	DE	New York Giants	free agent
1960	Joe Majors	DB	Houston Oilers	free agent
1961	Bud Whitehead	HB	Los Angeles Chargers	16th (AFL)
	Tony Romeo	TE	Washington Redskins	19th
	Bill Kimber	DE	Minnesota Vikings	(expansion)
	Bobby Renn	DB	New York Jets	free agent
1962	Ed Trancygier	QB	Washington Redskins	20th
1963	Keith Kinderman	RB	San Diego Chargers	3rd (AFL)
			Green Bay Packers	8th (NFL)
1964	Bill Dawson	TE	Los Angeles Rams	12th (NFL)
			Boston Patriots	19th (AFL)
1965	Fred Biletnikoff	FL	Oakland Raiders	2nd (AFL)
			Detroit Lions	3rd (NFL)
	Steve Tensi	QB	San Diego Chargers	4th (AFL)
			Baltimore Colts	16th (NFL)
	Don Floyd	E	San Diego Chargers	14th (AFL)
	Jack Edwards	C	San Diego Chafgers	20th (AFL)
	Frank Pennie	OT	Oakland Raiders	9th (AFL)
				Redshirt draft
	Dick Hermann	LB	Oakland Raiders	free agent
1966	Jack Shinholser	LB	Washington Redskins	9th (NFL)
			Oakland Raiders	19th (AFL)
	Jim Mankins	FB	Green Bay Packers	12th (NFL)
			Miami Dolphins	6th (AFL)
				Redshirt draft
	Bill McDowell	LB	San Diego Chargers	20th (AFL)
	Joe Avezzano	C	Boston Patriots	6th (AFL)
				Redshirt draft
	Max Wettstein	TE	Denver Broncos	free agent

1967	Del Williams	C	New Orleans Saints	3rd (79)
	Larry Kissam	T	Miami Dolphins	17th (422)
	Les Murdock	K	New York Giants	free agent
1968	Kim Hammond	QB	Miami Dolphins	6th (142)
	Lane Fenner	FL	San Diego Chargers	7th (183)
	Thurston Taylor	TE	Philadelphia Eagles	12th (312)
	Bill Moreman	RB	New York Giants	14th (368)
	Wayne McDuffie	C	Cleveland Browns	17th (455)
1969	Ron Sellers	SE	Boston Patriots	1st (6)
	Chip Glass	TE	Cleveland Browns	3rd (72)
	Bill Rhodes	G	St. Louis Cardinals	4th (97)
	Walt Sumner	DB	Cleveland Browns	7th (176)
	Dale McCullers	LB	Miami Dolphins	12th (297)
1970	Bill Cappelman	QB	Minnesota Vikings	2nd (51)
	Grant Guthrie	K	Buffalo Bills	6th (135)
	Jeff Curchin	OT	Chicago Bears	6th (139)
	Phil Abraira	DB	Chicago Bears	15th (366)
1971	Tom Bailey	RB	Philadelphia Eagles	10th (256)
1972	Rhett Dawson	WR	Houston Oilers	10th (240)
	Richard Amman	DE	Dallas Cowboys	10th (260)
	Kent Gaydos	TE	Oakland Raiders	12th (306)
1973	Barry Smith	WR	Green Bay Packers	1st (21)
	J.T. Thomas	DB	Pittsburgh Steelers	1st (24)
	Gary Huff	QB	Chicago Bears	2nd (32)
	Eddie McMillen	DB	Los Angeles Rams	4th (95)
	Charlie Hunt	LB	San Francisco 49ers	10th (253)
	Gary Parris	TE	San Diego Chargers	15th (372)
1974	Buzzy Lewis	DB	Baltimore Colts	17th (436)
	Duane Carroll	P	Dallas Cowboys	free agent
1975	Bert Cooper	LB	New York Jets	12th (299)
1976	Greg Johnson	DT	Philadelphia Eagles	5th (135)
	Randy Coffield	LB	Seattle Seahawks	10th (266)
	Lee Nelson	DB	St. Louis Cardinals	15th (420)
	Eddie McMillen	DB	Seattle Seahawks	(expansion)
	Barry Smith	WR	Tampa Bay	(expansion)
1977	Gary Woolford	DB	Houston Oilers	6th (148)
	Steve Mathieson	QB	Detroit Lions	9th (236)
	Ed Beckman	TE	Kansas City Chiefs	free agent
1978	Bobby Jackson	DB	New York Jets	6th (140)
	Louis Richardson	DE	New York Jets	10th (254)
	Larry Key	RB	Green Bay Packers	10th (256)
	Nat Terry	DB	Pittsburgh Steelers	11th (279)
	Mark Meseroll	T	New Orleans Saints	free agent
	Mike Shumann	WR	San Francisco 49ers	free agent
1979	Willie Jones	DE	Oakland Raiders	2nd (42)
	Nate Henderson	T	St. Louis Cardinals	11th (283)
1980	Mark Lyles	RB	Cincinnati Bengals	8th (196)
	Jackie Flowers	WR	Dallas Cowboys	9th (246)
	Walter Carter	DT	Oakland Raiders	10th (264)
	Jimmy Jordan	QB	New England Patriots	12th (320)
1981	Bobby Butler	DB	Atlanta Falcons	1st (25)
	Ken Lanier	T	Denver Broncos	5th (125)
	Ron Simmons	DT	Cleveland Browns	6th (160)
	Paul Piurowski	LB	Dallas Cowboys	8th (218)
	Bill Capece	K	Houston Oilers	12th (324)

1 9 9 7 R E C O R D B O O K

	Leon Bright	RB	New York Giants	free agent
	Hector Gray	DB	Detroit Lions	free agent
1982	Rohn Stark	P	Baltimore Colts	2nd (34)
	Ron Hester	LB	Miami Dolphins	6th (164)
	Mike Whiting	RB	Dallas Cowboys	11th (304)
1983	Harvey Clayton	CB	Pittsburgh Steelers	free agent
	Dennis McKinnon	WR	Chicago Bears	free agent
	Scott McLean	LB	Dallas Cowboys	free agent
	Zeke Mowatt	TE	New York Giants	free agent
1984	Alphonso Carreker	DE	Green Bay Packers	1st (12)
	Weegie Thompson	WR	Pittsburgh Steelers	4th (108)
1985	Jesse Hester	WR	Los Angeles Raiders	1st (23)
	Greg Allen	RB	Cleveland Browns	2nd (35)
	Billy Allen	RB	New Orleans Saints	4th (95)
	Eric Riley	DB	Denver Broncos	8th (222)
	David Ponder	DT	Dallas Cowboys	free agent
1985	Roosevelt Snipes	RB	San Francisco 49ers	8th supplemental draft
1986	Hassan Jones	WR	Minnesota Vikings	5th (120)
	John Ionata	G	Dallas Cowboys	9th (242)
	Cletis Jones	RB	New England Patriots	10th (276)
	Garth Jax	LB	Dallas Cowboys	11th (296)
	Jesse Solomon	LB	Minnesota Vikings	12th (318)
	Isaac Williams	DT	Indianapolis Colts	12th (326)
	Jamie Dukes	OL	Atlanta Falcons	free agent
1987	Gerald Nichols	NT	New York Jets	7th (187)
	Louis Berry	P	Atlanta Falcons	free agent
	Jim Hendley	C	Atlanta Falcons	free agent
	Fred Jones	LB	Kansas City Chiefs	free agent
	Kim Mack	DB	Seattle Seahawks	free agent
	Lee Paige	DB	Tampa Bay Buccaneers	free agent
	Stanley Scott	DE	Miami Dolphins	free agent
1988	Pat Carter	TE	Detroit Lions	2nd (32)
	Paul McGowan	LB	Minnesota Vikings	9th (237)
	Martin Mayhew	DB	Buffalo Bills	10th (262)
	Danny McManus	QB	Kansas City Chiefs	11th (282)
1989	Deion Sanders	DB	Atlanta Falcons	1st (5)
	Sammie Smith	RB	Miami Dolphins	1st (9)
	Pat Tomberlin	G	Indianapolis Colts	4th (99)
	Marion Butts	RB	San Diego Chargers	7th (183)
	Victor Floyd	RB	San Diego Chargers	11th (287)
	Stan Shiver	DB	Green Bay Packers	12th (310)
	Steve Gabbard	OT	Philadelphia Eagles	free agent
	Rick Tuten	P	Philadelphia Eagles	free agent
1990	Dexter Carter	RB	San Francisco 49ers	1st (25)
	LeRoy Butler	DB	Green Bay Packers	2nd (48)
	Peter Tom Willis	QB	Chicago Bears	3rd (63)
	Ron Lewis	WR	San Francisco 49ers	3rd (68)
	Eric Hayes	DT	Seattle Seahawks	5th (119)
	Odell Haggins	DT	San Francisco 49ers	9th (248)
	Terry Anthony	WR	Tampa Bay Buccaneers	11th (281)
1991	Reggie Johnson	TE	Denver Broncos	2nd (30)
	Lawrence Dawsey	WR	Tampa Bay Buccaneers	3rd (66)
	Howard Dinkins	LB	Atlanta Falcons	3rd (73)
	Anthony Moss	LB	New York Giants	5th (139)
	Richie Andrews	PK	Detroit Lions	6th (151)
	Hayward Haynes	OG	New Orleans Saints	7th (182)
	Corian Freeman	LB	Atlanta Falcons	free agent
	Dedrick Dodge	DB	Seattle Seahawks	free agent
1992	Terrell Buckley	DB	Green Bay Packers	1st (5)
	Amp Lee	RB	San Francisco 49ers	2nd (45)
	Casey Weldon	QB	Philadelphia Eagles	4th (102)
	Edgar Bennett	RB	Green Bay Packers	4th (103)
	Brad Johnson	QB	Minnesota Vikings	9th (227)
1993	Marvin Jones	LB	New York Jets	1st (4)
	Carl Simpson	DT	Chicago Bears	2nd (35)



Jesse Hester

	Dan Footman	DE	Cleveland Browns	2nd (42)
	Reggie Freeman	LB	New Orleans Saints	2nd (53)
	Sterling Palmer	DE	Washington Redskins	4th (101)
	Shannon Baker	WR	Atlanta Falcons	8th (205)
1994	William Floyd	RB	San Francisco 49ers	1st (28)
	Lonnie Johnson	TE	Buffalo Bills	2nd (61)
	Corey Sawyer	DB	Cincinnati Bengals	4th (104)
	Sean Jackson	RB	Houston Oilers	4th (129)
	Kevin Knox	WR	Buffalo Bills	6th (192)
	Toddrick McIntosh	DT	Dallas Cowboys	7th (216)
1995	Derrick Alexander	DE	Minnesota Vikings	1st (11)
	Devin Bush	DB	Atlanta Falcons	1st (26)
	Derrick Brooks	LB	Tampa Bay Buccaneers	1st (28)
	Corey Fuller	DB	Minnesota Vikings	2nd (55)
	Zack Crockett	RB	Indianapolis Colts	3rd (79)
	Tamarick Vanover	WR	Kansas City Chiefs	3rd (81)
	Chris Cowart	LB	San Diego Chargers	4th (100)
	Clifton Abraham	DB	Tampa Bay Buccaneers	5th (143)
	Kez McCorvey	WR	Detroit Lions	5th (156)
	*Omar Ellison	WR	San Diego Chargers	5th (162)
1996	Clay Shiver	C	Dallas Cowboys	3rd (67)
	Danny Kanell	QB	New York Giants	4th (130)
	Phillip Riley	WR	Philadelphia Eagles	6th (199)
	Orpheus Roye	DE	Pittsburgh Steelers	6th (200)
	Lewis Tyre	OG	Pittsburgh Steelers	free agent
	Andy Crowe	DS	Chicago Bears	free agent
	Dennis Andrews	FB	Kansas City Chiefs	free agent
1997	Peter Boulware	DE	Baltimore Ravens	1st (4)
	Walter Jones	OT	Seattle Seahawks	1st (6)
	Warrick Dunn	RB	Tampa Bay Buccaneers	1st (12)
	Reinard Wilson	DE	Cincinnati Bengals	1st (14)
	Henri Crockett	LB	Atlanta Falcons	4th (100)
	Vernon Crawford	LB	New England Patriots	5th (159)
	Byron Capers	DB	Philadelphia Eagles	7th (225)
	Chad Bates	OG	Houston Oilers	free agent
	Scott Bentley	PK	Arizona Cardinals	free agent
	James Colzie	CB	Tampa Bay Buccaneers	free agent
	Andre Cooper	WR	Seattle Seahawks	free agent
	Todd Fordham	OG	Jacksonville Jaguars	free agent
	Sean Hamlet	FS	San Diego Chargers	free agent
	Jesus Hernandez	OG	Kansas City Chiefs	free agent*
	Sean Liss	P	Tampa Bay Buccaneers	free agent
	Wayne Messam	WR	Cincinnati Bengals	free agent
	Connel Spain	DT	San Diego Chargers	free agent

*Was unavailable for 1996 draft due to injury.

Seminole Retired Numbers/Jerseys

Since Florida State University first fielded an intercollegiate football team 50 years ago, only six numbers have been retired. Those numbers — 2, 17, 25, 34, 28 and 50 — belonged to six of the greatest players in Florida State football history — Deion Sanders, Charlie Ward, Fred Biletnikoff, Ron Sellers, Warrick Dunn and Ron Simmons.



Biletnikoff



Sellers



Simmons



Sanders



Ward



Dunn



25 Fred Biletnikoff

Biletnikoff played wide receiver at Florida State from 1961-64 under Head Coach Bill Peterson. He was FSU's first consensus All-American. As a senior, he ranked fourth in the nation with 57 receptions for 11 touchdowns, not including four touchdown catches in the Gator Bowl. Following his collegiate success, Biletnikoff went on to star for the Oakland Raiders of

the National Football League for 14 years. During that time, he played in four Pro Bowls and was the Most Valuable Player of Super Bowl XI.

34 Ron Sellers

Sellers remains the most prolific receiver in FSU history. He held most of the NCAA receiving records from the end of his senior season in 1968 until 1987. A flanker for Florida State from 1966 to 1968, he accumulated 3,979 yards on 240 receptions. Sellers' career was marked by consistency, quality and quantity. He caught passes in 30 consecutive games, averaging 119.9 yards per game. Sellers also led Florida State to three bowl games during his playing days.





50 Ron Simmons

The greatest defender in Florida State history, Ron Simmons' number 50 was retired in 1988. Simmons anchored the center of the defense that took FSU to a pair of Orange Bowl appearances in 1979 and 1980, resulting in FSU's highest national rankings ever at that time. A dominating noseguard and the Tribe's first two-time consensus All-American, Simmons seemed to camp out in opponents' backfields. He totalled 25 quarterback sacks and 44 tackles for loss — both Florida State records — during his career. He was the first Seminole defender to have his number retired.

2 Deion Sanders

Deion Sanders is the finest defensive back in Florida State history and was so recognized when his jersey was retired in 1995. The winner of the 1988 Jim Thorpe award signifying the nation's top defensive back, Sanders was a two-time All-American who electrified the nation with his acrobatic interceptions and remarkable moves as a punt returner. Sanders' legend grew over his junior and senior seasons with the widespread use of his nickname "Prime Time," but he remained one of the hardest working players in FSU history. His 14 career interceptions ranked second all-time when he left in 1988 and he holds the career record for punt return yardage with 1,429.



28 Warrick Dunn


Warrick Dunn's four-year career at Florida State established him as one of the most popular players in all of college football and the finest running back in the 50 year history of Florida State football. Dunn is the only Seminole ever to rush for over 1,000 yards in three consecutive seasons. His 3,959 career rushing yards broke Greg Allen's school record set in 1984. Dunn also broke Allen's single season rushing record when he ran for 1,242 yards as a junior in 1995. Dunn has the record for most touchdowns scored in a career with 49 over four seasons and rushed for over 100 yards more times (21) than any player at FSU. He was a three-time All-ACC selection as well as a member of the ACC all-academic team. He was selected to the first team Football Writer's All-America squad as a senior and earned second team Associated Press honors that same year. Dunn's jersey is the first to be retired by Florida State. His number (#28) may be worn in the future by FSU players, but his jersey will always be displayed in the Moore Athletic Center along with the five previously retired numbers.





17 Charlie Ward

The most heralded athlete in the history of college football, Charlie Ward's jersey was retired during a ceremony in Doak Campbell Stadium celebrating his Heisman Trophy. Ward led the Seminoles to the 1993 national championship and set 19 school and seven ACC records while starting two years at quarterback. A consensus All-American, Ward won over 30 individual awards in addition to the Heisman. In addition to becoming FSU's all-time total offense leader with 6,636 yards, he also has the highest completion rate for a career (62.3%) and lowest interception percentage (2.90). Ward set the FSU record for TD passes in a season with 27 in 1993.



1993 AWARDS & HONORS

- Heisman Trophy Winner
- AAU Sullivan Award Winner
- Davey O'Brien Award Winner
- Maxwell Award Winner
- Johnny Unitas Golden Arm Award Winner
- Walter Camp Player of the Year
- Chevrolet Offensive Player of the Year
- Scripps Howard Player of the Year
- ACC Player of the Year
- Toyota Leader of the Year
- The Sporting News* Player of the Year
- UPI Player of the Year
- ACC Offensive Player of the Year
- Football News* Offensive Player of the Year
- Associated Press All-American
- Walter Camp All-American
- The Sporting News* All-American
- UPI All-American
- Football Writer's All-American
- Scripps Howard All-American
- Football News* All-American
- Kodak All-American
- All-Atlantic Coast Conference
- Football News* All-ACC
- ACC All-Academic Team



Seminole Award Winners



Biletnikoff

FRED BILETNIKOFF

Wide Receiver, 1962-64

1988 NFL PRO FOOTBALL HALL OF FAME
1991 COLLEGE FOOTBALL HALL OF FAME

Fred Biletnikoff started catching passes in high school in Erie, Pa., continued at Florida State, and went on to star with the Oakland Raiders.

In 1964, Biletnikoff ranked fourth in the nation with 57 receptions for 11 touchdowns. The Seminoles' first consensus All-American, he capped a super year with four touchdown catches in the Gator Bowl.

Biletnikoff was drafted by the Oakland Raiders in the second round of the 1965 draft. He went on to make the AFL all-star team twice and was selected to four AFC-NFC Pro Bowls in five years. He played in nine AFL/AFC title games, two Super Bowls and was the MVP of Super Bowl XI.

When his 14-year professional career came to an end after the 1978 season, Biletnikoff had caught 589 passes for 8,974 yards and 76 touchdowns. The Raiders never had a losing season during Biletnikoff's tenure. He caught 40 or more passes in 10 straight years.

In 1988, he became the first Seminole inducted into the Professional Football Hall of Fame. Three years later, he joined Ron Sellers, as the only Florida State alumni in the College Football Hall of Fame.



Sellers

RON SELLERS

Wide Receiver, 1966-68

1988 COLLEGE FOOTBALL HALL OF FAME

In December of 1988, former Seminole great and 1968 consensus All-American Ron Sellers became the first FSU player inducted into the College Football Hall of Fame.

The Jacksonville, Fla., native owned the NCAA receiving records for over 20 years. From 1966-68, Sellers caught 212 passes for 3,598 yards for Florida State. He averaged 119.9 yards per game and caught passes in a record 30 consecutive games. He had 18 100-yard receiving days and five 200-yard games. He still owns nearly every Florida State receiving record. Sellers caught 13 or more passes in a game seven times during his career.

The Seminoles played in three bowl games during the Sellers' era. A player labeled "can't play, too fragile" by Coach Bill Peterson at first, Sellers was later called "simply the best college receiver I ever saw."

PAUL MCGOWAN

Inside Linebacker, 1984-87

1987 BUTKUS AWARD WINNER

Calling the Butkus Award for linebackers, "the Heisman of the Bad Guys," FSU inside linebacker Paul McGowan accepted the award from Dick



McGowan



Sanders

Butkus himself in December of 1987.

The 6-1, 230-pound McGowan won the award by a one-point margin over Ohio State's Chris Spielman. McGowan won the award based on a senior season in which he totalled 150 tackles, including 97 solo stops and 11 behind the line of scrimmage. He was named to the Associated Press, *Sporting News* and *Football News* first team All-America squads.

DEION SANDERS

Cornerback, 1985-88

1988 JIM THORPE AWARD WINNER

One of the best athletes ever to wear a Florida State uniform, cornerback Deion Sanders won the Jim Thorpe Award as the top defensive back of 1988.

Sanders collected the prize after a career which saw him gather 14 career interceptions, not including three in bowl games. In his junior and senior seasons, FSU went 11-1 with a pair of New Year's Day bowl wins. In 1988, Sanders ranked in the top 10 nationally with five interceptions in nine games. He was the nation's top punt returner, averaging 15.2 yards per return.

The Ft. Myers, Fla., native ranks third on the FSU career interceptions chart and holds most of the school's punt return records.

A three-sport star in football, baseball and track at Florida State, Sanders was the fifth pick in the 1989 NFL draft by the Atlanta Falcons. He became a successful two-sport pro — elected to the Pro

Bowl twice in football and has started in centerfield for the Atlanta Braves and the Cincinnati Reds.

TERRELL BUCKLEY

Cornerback, 1989-91
1991 JIM THORPE AWARD WINNER

In 1991, Terrell Buckley capped the best season ever by a Florida State cornerback by becoming the second Seminole ever to win the Jim Thorpe Award.

A junior, Buckley blew away the Florida State record for interceptions with 12 in 1991. He intercepted passes in eight of FSU's 12 regular season contests to lead the country in pickoffs. Against Michigan in Ann Arbor, his interception and 40-yard return for a touchdown on the game's first play set the stage for a 51-31 Florida State win.

A native of Pascagoula, Miss., Buckley also demolished the Florida State career record with 21 INTs in just three seasons. His 470 career return yards broke an NCAA record that had stood since 1974. Following the year, Buckley entered the NFL draft and was selected by the Green Bay Packers with the fifth pick in the first round.

MARVIN JONES

Inside Linebacker, 1990-92
1992 BUTKUS AWARD WINNER
1992 LOMBARDI AWARD WINNER

The top player in the nation in 1992, Marvin Jones became the first Seminole to capture two national

awards in the same year when he earned both the Butkus Award for linebackers and the Lombardi Award for linemen and linebackers following his junior season.

Florida State's third two-time consensus All-American, Jones tallied 111 tackles and seven sacks for a loss in 1992 while leading the Seminoles to an 11-1 record. He made 10 or more tackles in nine games and finished fourth in the balloting for the Heisman Trophy.

He finished his career seventh on FSU's career tackle chart with 369, and third on the all-time list with 28 sacks for loss. A first team All-ACC choice out of Miami, Fla., Florida State tailored its nationally-ranked defense to Jones' strength in 1992.

Jones left Tallahassee after his junior season for the NFL, and became the highest Seminole draft choice ever when he was selected fourth overall by the New York Jets. However, Peter Boulware tied him this year.

CASEY WELDON

Quarterback, 1988-91
1991 JOHNNY UNITAS GOLDEN ARM AWARD WINNER

Quarterback Casey Weldon capped a great senior season with the 1991 Johnny Unitas Golden Arm Award.

Weldon, who was runner-up for the Heisman Trophy, completed 189-of-313 passes for 2,527 yards and 22 touchdowns in leading the Seminoles to a 11-2 record and 4th-place finish in the Associated Press poll.

A native of Tallahassee, Weldon was truly a hometown hero who won over fans with a combination of exceptional

talent and great desire. He led the Seminoles to a 10-2 win over powerful Texas A&M in the Cotton Bowl as a senior.

CHARLIE WARD

Quarterback, 1990-93
HEISMAN TROPHY WINNER
AAU SULLIVAN AWARD WINNER
DAVEY O'BRIEN AWARD WINNER
JOHNNY UNITAS GOLDEN ARM AWARD WINNER
WALTER CAMP PLAYER OF THE YEAR
CHEVROLET OFFENSIVE PLAYER OF THE YEAR
SCRIPPS HOWARD PLAYER OF THE YEAR
ACC PLAYER OF THE YEAR
TOYOTA LEADER OF THE YEAR
THE SPORTING NEWS PLAYER OF THE YEAR
UPI PLAYER OF THE YEAR
ACC OFFENSIVE PLAYER OF THE YEAR
FOOTBALL NEWS OFFENSIVE PLAYER OF THE YEAR

The most decorated player in the history of college football, Charlie Ward won literally every award he was eligible for as a senior signal caller. Ward, who led the Seminoles to their first national championship, became Florida State's first Heisman Trophy winner in 1993.

A native of nearby Thomasville, Ga., Ward waited for his turn at quarterback and overcame a rough start as a junior to become the finest player in Florida State history.

In addition to the trophies listed above, Ward saw his jersey number 17 retired and, remarkably, is now playing with the New York Knicks of the NBA. He is only the second football player in history to win the prestigious Sullivan Award.




Buckley



Jones



Weldon



Ward



Connell Spain



Daryl Bush

THE BOB CRENSHAW AWARD

Given in memory of Robert E. (Bob) Crenshaw, Florida State football captain and student leader who was killed in a jet crash in 1958. The plaque's inscription reads: "To the Football Player With the Biggest Heart." The recipient is chosen by his teammates as the man who best exemplifies the qualities that made Bob Crenshaw an outstanding football player and person.

YEAR	PLAYER	POSITION
1958	Al Ulmer	Guard
1959	Ramon Rogers	Center
1960	Abner Bigbie	Fullback
1961	Paul Andrews	Fullback
1962	Jim Sims	Tackle
1964	Larry Brinkley	Fullback
1964	Dick Hermann	Linebacker
1965	Howard Ehler	Defensive Back
1966	Ed Pope	Guard
1967	Kim Hammond	Quarterback
1968	Billy Gunter	Running Back
1969	Stan Walker	Guard
1970	Bill Lohse	Linebacker
1971	Bill Henson	Defensive Tackle
1972	David Snell	Defensive Back
1973	Steve Bratton	Defensive End
1974	Jeff Gardner	Offensive Guard
1975	Lee Nelson	Defensive Back
1976	Joe Camps	Defensive Back
1977	Aaron Carter	Linebacker
1978	Scott Warren	Defensive End
1979	Greg Futch	Offensive Tackle
1980	Monk Bonasorte	Defensive Back
1981	Barry Voltapetti	Offensive Tackle
1982	Blair Williams	Quarterback
1983	Ken Roe	Linebacker
1984	Todd Stroud	Noseguard
1985	Pete Panton	Tight End
1986	Greg Newell	Free Safety
1987	Mark Salva	Center
1988	Jason Kuipers	Offensive Guard
1989	Tony Yeomans	Offensive Guard
1990	Lawrence Dawsey	Wide Receiver
1991	Dan Footman	Defensive End
1992	Robbie Baker	Center
1993	Jon Nance	Noseguard
1994	Steve Gilmer	Safety
1995	Todd Rebol	Outside Linebacker
1996	Connell Spain	Defensive Tackle

ACADEMIC AWARD WINNERS

ACADEMIC ALL-AMERICANS

(Selected by the College Sports Information Directors of America)

FIRST TEAM

1996	Daryl Bush (LB)
1994	Derrick Brooks (OLB)
1980	Keith Jones (DB)
1981	Rohn Stark (P)
1979	Keith Jones (DB), Phil Williams (WR)
1972	Gary Huff (QB)

SECOND TEAM

1993	Ken Alexander (ILB), Derrick Brooks (OLB)
1989	Dave Roberts (TE)
1985	Martin Mayhew (CB)
1981	Phil Williams (WR)
1957	Ron Schomburger (E)

NCAA POST-GRADUATE SCHOLARSHIP

1995	Danny Kanell (QB)
1994	Derrick Brooks (OLB)
1993	Ken Alexander (ILB)
1990	Dave Roberts (TE)
1987	David Palmer (ILB)
1980	Phil Williams (WR)

FSU's ACC

ALL-ACADEMIC SELECTIONS

1996

LB	Daryl Bush
RB	Warrick Dunn
C	Kevin Long

1995

OL	Lewis Tyre
LB	Daryl Bush
LB	Todd Rebol

1994

LB	Darryl Bush
LB	Derrick Brooks
DB	Steve Gilmer

1993

CB	Clifton Abraham
ILB	Ken Alexander
OLB	Derrick Brooks
FS	Richard Coes
QB	Charlie Ward

1992

C	Robbie Baker
OLB	Derrick Brooks
OLB	Reggie Freeman
QB	Charlie Ward

Year-By-Year Record

ED WILLIAMSON

(1947).....0-5-0



Ed Williamson was appointed Florida State's first coach just a few weeks before the inaugural football season. He had no stadium, no scholarships and no team name. With only 45 ex-high school players, his teams came close to winning three games that year, although it finished 0-5. Williamson was not paid for coaching the team.

1947 (0-5)

Oct. 18	Stetson	H	6-14
Nov. 15	Cumberland	A	0-6
Nov. 22	Tennessee Tech	H	6-27
Nov. 27	Troy State	H	6-36
Dec. 6	Jacksonville State	H	0-7
			18-90

DON VELLER

(1948-52)31-12-1



Don Veller won 30 of his first 34 games as head coach at FSU before the Seminoles began playing a major college schedule. His overall record included an undefeated (8-0) season in 1950, the year the Tribe moved into Doak Campbell Stadium. Veller, who still resides in Tallahassee, owns the second highest winning percentage of FSU coaches (.716).

He is credited with laying the early foundation for the FSU football program.

1948 (7-1)

Oct. 9	Cumberland	H	30-0
Oct. 16	Erskine	A	6-14
Oct. 23	Millsaps	A	7-6
Oct. 30	Stetson	A	18-7
Nov. 13	Mississippi College	H	26-6
Nov. 20	Livingston State	H	12-6
Nov. 27	Troy State	A	20-13
Dec. 4	Tampa	H**	33-12
			152-64

1949 (9-1)

Oct. 1	Whiting Field	H	74-0
Oct. 8	Mississippi College	A	33-12
Oct. 15	Erskine	H	26-7
Oct. 22	Sewanee	A	6-0
Oct. 29	Stetson	H	33-14
Nov. 5	Livingston State	A	6-13
Nov. 12	Millsaps	H**	40-0
Nov. 19	Tampa	A	34-7
Nov. 26	Troy State	H	20-0

CIGAR BOWL

Jan. 2	Wofford	N	19-6
			291-59

1950 (8-0)

Sept. 30	Troy State	A	26-7
Oct. 7	Randolph Macon	H	40-7
Oct. 14	Howard	H	20-6
Oct. 21	Newberry	A	24-0
Oct. 28	Sewanee	H**	14-8
Nov. 10	Stetson	A	27-7
Nov. 17	Mississippi College	H	33-0
Nov. 24	Tampa	H	35-19
			219-54

1951 (6-2)

Sept. 29	Troy State	H	40-0
Oct. 6	Miami	A	13-35
Oct. 13	Delta State	H	34-0
Oct. 20	Sal Ross State	H	35-13
Oct. 27	Stetson	H**	13-10
Nov. 3	Jacksonville Navy	A	39-0
Nov. 10	Wofford	H	14-0
Nov. 17	Tampa	H	6-14
			194-72

1952 (1-8-1)

Sept. 27	Louisiana Tech	H	13-32
Oct. 4	Louisville	H	14-41
Oct. 10	VMI	H	7-28
Oct. 25	North Carolina State	A	7-13
Nov. 1	Stetson	N	6-6
Nov. 8	Mississippi So.	H	21-50
Nov. 15	Furman	H**	0-9
Nov. 22	Georgia Tech	A	0-30
Nov. 29	Wofford	A	27-13
Dec. 6	Tampa	H	6-39
			101-261

TOM NUGENT

(1953-58)34-28-1



Tom Nugent had a successful coaching stint at Florida State, as indicated by his 34-28-1 record in six years at the Seminole helm. Florida State participated in two bowl games during Nugent's tenure and his 1958 squad was the first FSU team to play Florida. Nugent also served as athletic director while head coach of the Seminoles.

1953 (5-5)

Sept. 25	Miami	A	0-27
Oct. 3	Louisville	H	59-0
Oct. 10	Abilene Christian	H	7-20
Oct. 17	Louisiana Tech	A	21-32
Oct. 23	VMI	H	12-7
Nov. 7	Mississippi So.	A	0-21
Nov. 14	Furman	H	7-14
Nov. 21	Stetson	H**	13-6
Nov. 28	North Carolina State	H	23-13
Dec. 5	Tampa	A	41-6
			183-146

1 9 9 7 R E C O R D B O O K

1954 (8-4)

Sept. 18	Georgia	H	0-14
Sept. 25	Abilene Christian	H	0-13
Oct. 2	Louisville	A	47- 6
Oct. 9	Villanova	H	52-13
Oct. 16	North Carolina State	A	13- 7
Oct. 23	Auburn	A	0-33
Oct. 30	VMI	N	33-19
Nov. 13	Furman	H**	33-14
Nov. 20	Stetson	A	47- 6
Nov. 27	Mississippi So.	H	19-18
Dec. 4	Tampa	A	13- 0
SUN BOWL			
Jan. 1	Texas Western	N	20-47
			277-190

1955 (5-5)

Sept. 17	North Carolina State	H	7- 0
Sept. 30	Miami	A	0-34
Oct. 8	Virginia Tech	H	20-24
Oct. 15	Georgia	H	14-47
Oct. 22	Georgia Tech	A	0-34
Nov. 5	Villanova	H	16-13
Nov. 11	Furman	A	19- 6
Nov. 19	The Citadel	H**	39- 0
Nov. 25	Mississippi So.	A	6-21
Dec. 3	Tampa	A	26- 7
			147-186

1956 (5-4-1)

Sept. 22	Ohio	H	47- 7
Sept. 29	Georgia	A	0- 3
Oct. 6	Virginia Tech	H	7-20
Oct. 13	North Carolina State	A	14- 0
Oct. 20	Wake Forest	H**	14-14
Oct. 27	Villanova	A	20-13
Nov. 2	Miami	A	7-20
Nov. 10	Furman	H	42- 7
Nov. 17	Mississippi So.	H	20-19
Nov. 24	Auburn	A	7-13
			178-116

1957 (4-6)

Sept. 21	Furman	H	27- 7
Sept. 28	Boston College	A	7-20
Oct. 5	Villanova	A	7-21
Oct. 12	North Carolina State	H	0- 7
Oct. 19	Abilene Christian	H	34- 7
Oct. 26	Virginia Tech	H**	20- 7
Nov. 8	Miami	H	13-40
Nov. 16	Mississippi So.	A	0-20
Nov. 23	Auburn	H	7-29
Nov. 30	Tampa	A	21- 7
			136-165

1958 (7-4)

Sept. 13	Tennessee Tech	H	22- 7
Sept. 20	Furman	H	42- 6
Sept. 26	Georgia Tech	A	3-17
Oct. 4	Wake Forest	H	27-24
Oct. 11	Georgia	N	13-28
Oct. 18	Virginia Tech	H	28- 0
Oct. 25	Tennessee	A	10- 0
Nov. 1	Tampa	H**	43- 0
Nov. 7	Miami	A	17- 6
Nov. 22	Florida	A	7-21
BLUEGRASS BOWL			
Dec. 13	Oklahoma State	N	6-15
			218-124

PERRY MOSS

(1959).....4-6-0



Moss was one of two FSU coaches who spent only a year at the school. Midway through the 1959 season, reports were published that Moss would leave to join the Montreal Alouettes of the Canadian Football League. True to the reports, he departed after a brief year in Tallahassee.

1959 (4-6)

Sept. 19	Wake Forest	H	20-22
Sept. 26	The Citadel	H	47- 6
Oct. 3	Miami	H	6- 7
Oct. 10	Virginia Tech	A	7- 6
Oct. 17	Memphis State	A	6-16
Oct. 24	Richmond	A	22- 6
Oct. 31	Georgia	A	0-42
Nov. 14	William & Mary	H**	0- 9
Nov. 21	Florida	A	8-18
Nov. 28	Tampa	H	33- 0
			149-132

BILL PETERSON

(1960-70)62-42-11



Bill Peterson took over a football program in deep trouble in 1960. When he left, 11 years and four bowl games later, he had become the most significant coach in the first 25 years of Florida State football. Under "Pete", the Seminoles went 62-42-11. The most memorable Peterson year was 1964, when the "Seven Magnificents" led Florida State to a 9-1-1 record and

FSU's first ever win over Florida.

1960 (3-6-1)

Sept. 17	Richmond	H	28- 0
Sept. 24	Florida	A	0- 3
Oct. 1	Wake Forest	H	14- 6
Oct. 8	The Citadel	A	0- 0
Oct. 15	Mississippi So.	A	13-15
Oct. 22	William & Mary	H	22- 0
Oct. 29	Kentucky	H**	0-23
Nov. 4	Miami	A	7-25
Nov. 12	Houston	H	6- 7
Nov. 19	Auburn	A	21-57
			111-136

1961 (4-5-1)

Sept. 16	George Washington	H	15- 7
Sept. 30	Florida	A	3- 3
Oct. 7	Mississippi	A	0-33
Oct. 14	Georgia	H	3- 0
Oct. 21	Richmond	H	13- 7
Oct. 28	Virginia Tech	A	7-10

1 9 9 7 R E C O R D B O O K

Nov. 4	Kentucky	A	0-20
Nov. 11	The Citadel	H	44- 8
Nov. 18	Mississippi So.	H**	0-12
Nov. 25	Houston	A	8-28
			93-128

1962 (4-3-3)

Sept. 15	The Citadel	H	49- 0
Sept. 22	Kentucky	A	0- 0
Sept. 29	Furman	H	42- 0
Oct. 5	Miami	A	6- 7
Oct. 20	Georgia	A	18- 0
Oct. 27	Virginia Tech	H	20- 7
Nov. 3	Houston	H**	0- 7
Nov. 10	Georgia Tech	A	14-14
Nov. 17	Florida	A	7-20
Nov. 24	Auburn	A	14-14
			170-69

1963 (4-5-1)

Sept. 20	Miami	H	24- 0
Sept. 28	Texas Christian	H	0-13
Oct. 12	Wake Forest	H	35- 0
Oct. 19	Southern Mississippi	A	0- 0
Oct. 26	Virginia Tech	H	23-31
Nov. 2	Furman	H	49- 6
Nov. 9	Georgia Tech	A	7-15
Nov. 16	North Carolina State	H**	14- 0
Nov. 23	Auburn	A	15-21
Nov. 30	Florida	A	0- 7
			167-93

1964 (9-1-1)

Sept. 19	Miami	A	14- 0
Sept. 26	Texas Christian	A	10- 0
Oct. 3	New Mexico State	H	36- 0
Oct. 10	Kentucky	H**	48- 6
Oct. 17	Georgia	A	17-14
Oct. 24	Virginia Tech	A	11-20
Oct. 31	Southern Mississippi	H	34- 0
Nov. 7	Houston	A	13-13
Nov. 14	North Carolina State	H	28- 6
Nov. 21	Florida	H	16- 7
GATOR BOWL			
Jan. 2	Oklahoma	N	36-19
			263-85

1965 (4-5-1)

Sept. 25	Texas Christian	A	3- 7
Oct. 2	Baylor	H	9- 7
Oct. 9	Kentucky	A	24-26
Oct. 16	Georgia	H	10- 3
Oct. 23	Alabama	A	0-21
Oct. 30	Virginia Tech	H	7- 6
Nov. 6	Wake Forest	H**	35- 0
Nov. 13	North Carolina State	A	0- 3
Nov. 20	Houston	H	16-16
Nov. 27	Florida	A	17-30
			121-119

1966 (6-5)

Sept. 17	Houston	H	13-21
Sept. 24	Miami	A	23-20
Oct. 8	Florida	H	19-22

Oct. 15	Texas Tech	A	42-33
Oct. 22	Mississippi State	H	10- 0
Oct. 29	Virginia Tech	A	21-23
Nov. 5	South Carolina	A	32-10
Nov. 12	Syracuse	A	21-37
Nov. 19	Wake Forest	H**	28- 0
Nov. 26	Maryland	H	45-21

SUN BOWL

Dec. 24	Wyoming	N	20-28
			274-215

1967 (7-2-2)

Sept. 15	Houston	A	13-33
Sept. 23	Alabama	A	37-37
Sept. 30	North Carolina State	H	10-20
Oct. 7	Texas A&M	A	19-18
Oct. 14	South Carolina	H	17- 0
Oct. 21	Texas Tech	H**	28-12
Oct. 28	Mississippi State	H	24-12
Nov. 4	Memphis State	A	26- 7
Nov. 11	Virginia Tech	H	38-15
Nov. 25	Florida	A	21-16

GATOR BOWL

Dec. 30	Penn State	N	17-17
			250-187

1968 (8-3)

Sept. 21	Maryland	A	24-14
Sept. 28	Florida	H	3- 9
Oct. 5	Texas A&M	H	20-14
Oct. 19	Memphis State	H	20-10
Oct. 26	South Carolina	A	35-28
Nov. 2	Virginia Tech	H	22-40
Nov. 9	Mississippi State	A	27-14
Nov. 16	North Carolina State	A	48- 7
Nov. 23	Wake Forest	H**	42-24
Nov. 29	Houston	N	40-20

PEACH BOWL

Dec. 30	LSU	N	27-31
			308-211

1969 (6-3-1)

Sept. 20	Wichita State	H	24- 0
Sept. 26	Miami	A	16-14
Oct. 4	Florida	A	6-21
Oct. 18	Tulsa	A	38-20
Oct. 25	Mississippi State	H	20-17
Nov. 1	South Carolina	H**	34- 9
Nov. 8	Virginia Tech	A	10-10
Nov. 15	Memphis State	H	26-28
Nov. 22	North Carolina State	H	33-22
Nov. 29	Houston	A	13-41
			220-182

1970 (7-4)

Sept. 12	Louisville	H	9- 7
Sept. 19	Georgia Tech	A	13-23
Sept. 26	Wake Forest	H	19-14
Oct. 10	Florida	H	27-38
Oct. 17	Memphis State	A	12-16
Oct. 24	South Carolina	A	21-13
Oct. 30	Miami	A	27- 3
Nov. 7	Clemson	H	38-13
Nov. 14	Virginia Tech	H**	34- 8
Nov. 21	Kansas State	H	33- 7
Nov. 26	Houston	N	21-53
			254-195

LARRY JONES

(1971-73)15-19-0



Larry Jones compiled a 15-19 record in three years as the Seminole head coach. In his first two seasons, the popular coach led his teams to a 15-8 record; but he is probably remembered most for the 1973 campaign, when his team did not win a game.

1971 (8-4)

Sept. 11	Southern Mississippi	N	24- 9
Sept. 18	Miami	A	20-17
Sept. 25	Kansas	H	30- 7
Oct. 2	Virginia Tech	A	17- 3
Oct. 9	Mississippi State	H**	27- 9
Oct. 16	Florida	A	15-17
Oct. 23	South Carolina	H	49-18
Oct. 30	Houston	A	7-14
Nov. 13	Georgia Tech	A	6-12
Nov. 20	Tulsa	H	45-10
Nov. 27	Pittsburgh	H	31-13

FIESTA BOWL

Dec. 27	Arizona State	A	38-45
			309-174

1972 (7-4)

Sept. 9	Pittsburgh	A	19- 7
Sept. 16	Miami	A	37-14
Sept. 23	Virginia Tech	H	27-15
Sept. 30	Kansas	A	44-22
Oct. 7	Florida	H	13-42
Oct. 14	Mississippi State	N	25-21
Oct. 21	Colorado State	H**	37- 0
Oct. 28	Auburn	A	14-27
Nov. 4	Houston	H	27-31
Nov. 11	Tulsa	H	23-21
Nov. 18	South Carolina	A	21-24
			287-224

1973 (0-11)

Sept. 15	Wake Forest	A	7- 9
Sept. 22	Kansas	H	0-28
Sept. 29	Miami	H	10-14
Oct. 6	Baylor	A	14-21
Oct. 13	Mississippi State	H	12-37
Oct. 20	Memphis State	H**	10-13
Oct. 27	San Diego State	A	17-38
Nov. 3	Houston	A	3-34
Nov. 10	Virginia Tech	A	13-36
Nov. 17	South Carolina	H	12-52
Dec. 1	Florida	A	0-49
			98-331

DARRELL MUDRA

(1974-75)4-18-0



Darrell Mudra was a successful coach before arriving at Florida State, and he was successful after he left. At FSU, Mudra inherited an 0-11 team and wasn't able to bring the program back to the glory years it enjoyed under Bill Peterson. Mudra coached from the press box instead of the sidelines.

1974 (1-10)

Sept. 14	Pittsburgh	H	6- 9
Sept. 21	Colorado State	H	7-14
Sept. 28	Kansas	A	9-40
Oct. 5	Baylor	H	17-21
Oct. 12	Alabama	A	7- 8
Oct. 19	Florida	H	14-24
Oct. 26	Auburn	A	6-38
Nov. 2	Memphis State	A	14-42
Nov. 8	Miami	A	21-14
Nov. 16	Virginia Tech	H**	21-56
Nov. 23	Houston	H	8-23
			130-289

1975 (3-8)

Sept. 13	Texas Tech	A	20-31
Sept. 20	Utah State	H	17- 8
Sept. 27	Iowa State	H	6-10
Oct. 4	Georgia Tech	A	0-30
Oct. 11	Virginia Tech	A	10-13
Oct. 18	Florida	A	8-34
Oct. 25	Auburn	H	14-17
Nov. 1	Clemson	A	43- 7
Nov. 8	Memphis State	H	14-17
Nov. 15	Miami	H**	22-24
Nov. 22	Houston	A	33-22
			187-213

BOBBY BOWDEN

(1976-Present).....197-50-4



Current FSU head coach Bobby Bowden begins his 22nd season at the helm of the Seminole program. By far the winningest coach in school history, Bowden has accumulated more wins at FSU (197) than the previous seven head coaches combined. His 270 career coaching victories ranks second only to Penn State's Joe Paterno among active coaches.

Bowden has taken the Florida State program to the top of the college football world and topped his list of accomplishments with the 1993 National Championship. Bowden's Seminoles have been the most dominant bowl teams ever posting a 15-4-1 record with NCAA records for winning percentage, consecutive bowl wins (10) and consecutive bowls without a loss (14).

1 9 9 7 R E C O R D B O O K

He is the only coach in the history of college football to lead teams to 10 or more wins over 10 straight seasons. He is also the only coach ever to lead his team to 10 straight finishes among the Associated Press Top Four.

1976 (5-6)

Sept. 11	Memphis State	A	12-21
Sept. 18	Miami	A	0-47
Sept. 25	Oklahoma	A	9-24
Oct. 2	Kansas State	H	20-10
Oct. 9	Boston College	A	28- 9
Oct. 16	Florida	H	26-33
Oct. 23	Auburn	A	19-31
Oct. 30	Clemson	H	12-15
Nov. 6	Southern Mississippi	H**	30-27
Nov. 13	N. Texas State	A	21-20
Nov. 20	Virginia Tech	H	28-21
205-258			

1977 (10-2) • RANKED 14TH AP

Sept. 10	Southern Mississippi	A	35- 6
Sept. 17	Kansas State	A	18-10
Sept. 24	Miami	H	17-23
Oct. 1	Oklahoma State	A	25-17
Oct. 8	Cincinnati	H	14- 0
Oct. 15	Auburn	H	24- 3
Oct. 22	N. Texas State	H**	35-14
Oct. 29	Virginia Tech	H	23-21
Nov. 5	Memphis State	H	30- 9
Nov. 12	San Diego State	A	16-41
Nov. 19	Florida	A	37- 9
TANGERINE BOWL			
Dec. 23	Texas Tech	N	40-17
314-170			

1978 (8-3)

Sept. 9	Syracuse	A	28- 0
Sept. 16	Oklahoma State	H	38-20
Sept. 23	Miami	A	31-21
Sept. 30	Houston	H	21-27
Oct. 7	Cincinnati	H	26-21
Oct. 14	Mississippi State	A	27-55
Oct. 21	Pittsburgh	A	3- 7
Oct. 28	Southern Mississippi	A	38-16
Nov. 11	Virginia Tech	H	24-14
Nov. 18	Navy	H**	38- 6
Nov. 25	Florida	H	38-21
312-208			

1979 (11-1) • RANKED 6TH AP

Sept. 8	Southern Mississippi	H	17-14
Sept. 15	Arizona State	N	31- 3
Sept. 22	Miami	H	40-23
Sept. 29	Virginia Tech	A	17-10
Oct. 6	Louisville	A	27- 0
Oct. 13	Mississippi State	H	17- 6
Oct. 27	Louisiana State	A	24-19
Nov. 3	Cincinnati	A	26-21
Nov. 10	South Carolina	H**	27- 7
Nov. 17	Memphis State	H	66-17
Nov. 24	Florida	A	27-16
ORANGE BOWL			
Jan. 1	Oklahoma	N	7-24
326-160			

1980 (10-2) • RANKED 5TH AP

Sept. 6	Louisiana State	A	16- 0
---------	-----------------	---	-------

Sept. 13	Louisville	H	52- 0
Sept. 20	East Carolina	H	63- 7
Sept. 27	Miami	A	9-10
Oct. 4	Nebraska	A	18-14
Oct. 11	Pittsburgh	H**	36-22
Oct. 18	Boston College	H	41- 7
Oct. 25	Memphis State	A	24- 3
Nov. 1	Tulsa	H	45- 2
Nov. 8	Virginia Tech	H	31- 7
Nov. 22	Florida	H	17-13
ORANGE BOWL			
Jan. 1	Oklahoma	N	17-18
369-103			

1981 (6-5)

Sept. 5	Louisville	H	17- 0
Sept. 12	Memphis State	H	10- 5
Sept. 19	Nebraska	A	14-34
Oct. 3	Ohio State	A	36-27
Oct. 10	Notre Dame	A	19-13
Oct. 17	Pittsburgh	A	14-42
Oct. 24	Louisiana State	A	38-14
Oct. 31	Western Carolina	H**	56-31
Nov. 7	Miami	H	19-27
Nov. 14	Southern Mississippi	H	14-58
Nov. 28	Florida	A	3-35
240-286			

1982 (9-3) • RANKED 13TH AP

Sept. 4	Cincinnati	H	38-31
Sept. 18	Pittsburgh	H	17-37
Sept. 25	Southern Mississippi	A	24-17
Oct. 2	Ohio State	A	34-17
Oct. 9	Southern Illinois	H**	59- 8
Oct. 16	East Carolina	H	56-17
Oct. 30	Miami	A	24- 7
Nov. 6	South Carolina	A	56-26
Nov. 13	Louisville	H	49-14
Nov. 20	Louisiana State	A	21-55
Dec. 4	Florida	H	10-13
GATOR BOWL			
Dec. 30	West Virginia	N	31-12
419-254			

1983 (8-4)

Sept. 3	East Carolina	H	47-46
Sept. 10	Louisiana State	A	40-35
Sept. 17	Tulane	A*	28-34
Oct. 1	Auburn	A	24-27
Oct. 8	Pittsburgh	A	16-17
Oct. 15	Cincinnati	H**	43-17
Oct. 22	Louisville	H	51- 7
Oct. 29	Arizona State	A	29-26
Nov. 5	South Carolina	H	45-30
Nov. 12	Miami	H	16-17
Dec. 3	Florida	A	14-53
PEACH BOWL			
Dec. 31	North Carolina	N	28- 3
381-312			

1984 (7-3-2) • RANKED 17TH AP

Sept. 1	East Carolina	H	47-17
Sept. 15	Kansas	A	42-16
Sept. 22	Miami	A	38- 3
Sept. 29	Temple	H**	44-27
Oct. 6	Memphis State	A	17-17
Oct. 13	Auburn	H	41-42
Oct. 20	Tulane	H	27- 6

1 9 9 7 R E C O R D B O O K

Nov. 3	Arizona State	A	52-44
Nov. 10	South Carolina	A	26-38
Nov. 17	Tennessee-Chattanooga	H	37- 0
Dec. 1	Florida	H	17-27
CITRUS BOWL			
Dec. 22	Georgia	N	17-17
405-254			

1985 (9-3) • RANKED 15TH AP

Aug. 31	Tulane	A	38-12
Sept. 7	Nebraska	A	17-13
Sept. 21	Memphis State	H	19-10
Sept. 28	Kansas	H	24-20
Oct. 12	Auburn	A	27-59
Oct. 19	Tulsa	H	76-14
Oct. 26	North Carolina	A	20-10
Nov. 2	Miami	H	27-35
Nov. 9	South Carolina	H	56-14
Nov. 16	W. Carolina	H**	50-10
Nov. 30	Florida	A	14-38
GATOR BOWL			
Dec. 30	Oklahoma State	N	34-23
402-248			

1986 (7-4-1)

Aug. 30	Toledo	H	24- 0
Sept. 6	Nebraska	A	17-34
Sept. 20	North Carolina	H	10-10
Sept. 27	Michigan	A	18-20
Oct. 11	Tulane	H	54-21
Oct. 18	Wichita State	H	59- 3
Oct. 25	Louisville	A	54-18
Nov. 1	Miami	A	23-41
Nov. 8	South Carolina	A	45-28
Nov. 15	Southern Mississippi	H**	49-13
Nov. 29	Florida	H	13-17
ALL-AMERICAN BOWL			
Dec. 31	Indiana	N	27-13
393-218			

1987 (11-1) • RANKED 2ND AP

Sept. 5	Texas Tech	H	40-16
Sept. 12	East Carolina	A	44- 3
Sept. 19	Memphis State	H	41-24
Sept. 26	Michigan State	A	31- 3
Oct. 3	Miami	H	25-26
Oct. 10	Southern Mississippi	A	61-10
Oct. 17	Louisville	H	32- 9
Oct. 31	Tulane	H**	73-14
Nov. 7	Auburn	A	34- 6
Nov. 14	Furman	H	41-10
Nov. 28	Florida	A	28-14
FIESTA BOWL			
Jan. 1	Nebraska	N	31-28
481-163			

1988 (11-1) • RANKED 3RD AP

Sept. 3	Miami	A	0-31
Sept. 10	Southern Mississippi	H	49-13
Sept. 17	Clemson	A	24-21
Sept. 24	Michigan State	H	30- 7
Oct. 1	Tulane	A	48-28
Oct. 8	Georgia Southern	H**	28-10
Oct. 15	East Carolina	H	45-21
Oct. 22	Louisiana Tech	H	66- 3
Nov. 5	South Carolina	A	59- 0
Nov. 12	Virginia Tech	H	41-14

Nov. 26	Florida	H	52-17
SUGAR BOWL			
Jan. 2	Auburn	N	13- 7
455-172			

1989 (10-2) • RANKED 3RD AP

Sept. 2	Southern Mississippi	N	26-30
Sept. 9	Clemson	H	23-34
Sept. 16	Louisiana State	A	31-21
Sept. 23	Tulane	H	59- 9
Oct. 7	Syracuse	A	41-10
Oct. 14	Virginia Tech	A	41- 7
Oct. 21	Auburn	H	22-14
Oct. 28	Miami	H	24-10
Nov. 4	South Carolina	H**	35-10
Nov. 18	Memphis State	H	57-20
Dec. 2	Florida	A	24-17
FIESTA BOWL			
Jan. 1	Nebraska	N	41-17
424-199			

1990 (10-2) • RANKED 4TH AP

Sept. 8	East Carolina	H	45-24
Sept. 15	Georgia Southern	H	48- 6
Sept. 22	Tulane	A	31-13
Sept. 29	Virginia Tech	H	39-28
Oct. 6	Miami	A	22-31
Oct. 20	Auburn	A	17-20
Oct. 27	Louisiana State	H	42- 3
Nov. 3	South Carolina	A	41-10
Nov. 10	Cincinnati	H**	70-21
Nov. 17	Memphis State	N	35- 3
Dec. 1	Florida	H	45-30
BLOCKBUSTER BOWL			
Dec. 29	Penn State	N	24-17
459-206			

1991 (11-2) • RANKED 4TH AP

Aug. 29	Brigham Young	N	44-28
Sept. 7	Tulane	H	38-11
Sept. 14	Western Michigan	H	58- 0
Sept. 28	Michigan	A	51-31
Oct. 5	Syracuse	H	46-14
Oct. 12	Virginia Tech	N	33-20
Oct. 19	Middle Tennessee State	H**	39-10
Oct. 26	Louisiana State	A	27-16
Nov. 2	Louisville	A	40-15
Nov. 9	South Carolina	H	38-10
Nov. 16	Miami	H	16-17
Nov. 30	Florida	A	9-14
COTTON BOWL			
Jan. 1	Texas A&M	N	10- 2
449-188			

1992 (11-1) • RANKED 2ND AP ACC CHAMPIONS

Sept. 5	Duke	H	48-21
Sept. 12	Clemson	A	24-20
Sept. 19	N.C. State	A	34-13
Sept. 26	Wake Forest	H	35- 7
Oct. 3	Miami	A	16-19
Oct. 10	North Carolina	H	36-13
Oct. 17	Georgia Tech	A	29-24

1 9 9 7 R E C O R D B O O K

Oct. 31	Virginia	A	13- 3
Nov. 7	Maryland	H**	69-21
Nov. 14	Tulane	H	70- 7
Nov. 28	Florida	H	45-24
ORANGE BOWL			
Jan. 1	Nebraska	N	27-14
446-186			

1993 (12-1) • RANKED 1ST AP • ACC CHAMPIONS • NATIONAL CHAMPIONS

Aug. 28	Kansas	N	42- 0
Sept. 4	Duke	A	45- 7
Sept. 11	Clemson	H	57- 0
Sept. 18	North Carolina	A	33- 7
Oct. 2	Georgia Tech	H	51- 0
Oct. 9	Miami	H	28-10
Oct. 16	Virginia	H	40-14
Oct. 30	Wake Forest	H**	54- 0
Nov. 6	Maryland	A	49-20
Nov. 13	Notre Dame	A	24-31
Nov. 20	N.C. State	H	62- 3
Nov. 27	Florida	A	33-21
ORANGE BOWL			
Jan. 1	Nebraska	N	18-16
536-129			

1994 (10-1-1) • RANKED 4TH AP ACC CHAMPIONS

Sept. 3	Virginia	H	41-17
Sept. 10	Maryland	A	52-20
Sept. 17	Wake Forest	A	56-14
Sept. 24	North Carolina	H	31-18
Oct. 8	Miami	A	20-34
Oct. 22	Clemson	H**	17- 0
Oct. 29	Duke	H	59-20
Nov. 5	Georgia Tech	A	41-10
Nov. 12	Notre Dame	N	23-16
Nov. 19	N.C. State	A	34- 3
Nov. 26	Florida	H	31-31
SUGAR BOWL			
Jan. 2	Florida	N	23-17
428-200			

1995 (10-2) • RANKED 4TH AP ACC CHAMPIONS

Sept. 2	Duke	N	70-26
Sept. 9	Clemson	A	45-26
Sept. 16	N.C. State	H	77-17
Sept. 23	Central Florida	H	46-14



Oct. 7	Miami	H	41-17
Oct. 14	Wake Forest	H**	72-13
Oct. 21	Georgia Tech	H	42-10
Nov. 2	Virginia	A	28-33
Nov. 11	North Carolina	A	28-12
Nov. 18	Maryland	H	59-17
Nov. 25	Florida	A	24-35
ORANGE BOWL			
Jan. 2	Notre Dame	N	31-26
563-246			

1996 (11-1) • RANKED 3RD AP ACC CHAMPIONS

Sept. 7	Duke	H	44- 7
Sept. 19	N.C. State	A	51-17
Sept. 28	North Carolina	H	13- 0
Oct. 5	Clemson	H	34- 3
Oct. 12	Miami	A	34-16
Oct. 26	Virginia	H**	31-24
Nov. 2	Georgia Tech	A	49- 3
Nov. 9	Wake Forest	N	44- 7
Nov. 16	Southern Miss	H	54-14
Nov. 23	Maryland	N	48-10
Nov. 30	Florida	H	24-21
SUGAR BOWL			
Jan. 2	Florida	N	20-52
446-174			

*won by forfeit
**Homecoming

COACHES' CUMULATIVE RECORDS

NAME	TENURE	YEARS	W- L- T	PCT.	FSU PTS	OPP PTS
Ed Williamson	1947	1	0- 5- 0	.000	18	90
Don Veller	1948-52	5	31-12- 1	.716	957	510
Tom Nugent	1953-58	6	34-28- 1	.548	1,139	927
Perry Moss	1959	1	4- 6- 0	.400	149	132
Bill Peterson	1960-70	11	62-42-11	.587	2,231	1,620
Larry Jones	1971-73	3	15-19- 0	.441	694	729
Darrell Mudra	1974-75	2	4-18- 0	.182	317	502
Bobby Bowden	1976-Present	21	197-50- 4	.783	8,453	4,282
8 COACHES	1947-Present	50	347-180-17	.633	13,958	8,797

AP Weekly Rankings

Florida State's ranking in the weekly Associated Press poll since it first received votes in 1962.

YEAR	WEEK OF	RANKED	RECORD											
1962	Sept. 24	Other	1-0-1		Oct. 29	6	7-0-0		Nov. 5	14	6-1-1			
					Nov. 5	7	8-0-0		Nov. 12	17	6-2-1			
1963	Sept. 23	Other	1-0-0		Nov. 12	5	9-0-0		Nov. 19	15	7-2-1			
					Nov. 19	5	10-0-0		Nov. 26	12	7-2-1			
1964	Sept. 28	Other	2-0-0		Nov. 26	4	11-0-0		Final '84 Poll					
					Dec. 3	4	11-0-0		Jan. 1985	17	7-2-2			
					Final '79 Poll									
					Jan. 1980	6	11-1-0		1985	Preseason	19			
					1980	Preseason	13		Sept. 2	17	1-0			
					Sept. 8	10	1-0-0		Sept. 9	7	2-0			
					Sept. 15	9	2-0-0		Sept. 16	6	2-0			
					Sept. 22	9	3-0-0		Sept. 23	4	3-0			
					Sept. 29	16	3-1-0		Sept. 30	4	4-0			
					Oct. 6	11	4-1-0		Oct. 7	4	4-0			
1965	Preseason	Other	2-2-0		Oct. 13	7	5-1-0		Oct. 14	13	4-1			
					Oct. 20	6	6-1-0		Oct. 21	11	5-1			
					Oct. 27	5	7-1-0		Oct. 28	10	6-1			
					Nov. 3	3	8-1-0		Nov. 5	16	6-2			
					Nov. 10	3	9-1-0		Nov. 12	15	7-2			
					Nov. 17	3	9-1-0		Nov. 19	14	8-2			
					Nov. 24	3	9-1-0		Nov. 26	12	8-3			
					Dec. 1	3	9-1-0		Dec. 3	18	8-3			
					Dec. 8	2	10-1-0		Final '85 Poll					
					Jan. 1981	5	10-2-0		Jan. 1986	15	9-3			
1966	Preseason	Other			1981	Preseason	19		1986	Preseason	11			
					Sept. 7	18	1-0-0		Sept. 1	11	1-0			
					Sept. 14	19	2-0-0		Sept. 8	15	1-1			
					Oct. 5	20	3-1-0		Sept. 15	15	1-1			
					Oct. 12	11	4-1-0		Sept. 22	20	1-1-1			
					Oct. 19	20	4-2-0		Oct. 28	20	4-1-2			
					Oct. 26	17	5-2-0		Final '86 Poll					
					Nov. 2	14	6-2-0		Jan. 1987	Other	7-4-1			
					Nov. 9	20	6-3-0		1987	Preseason	8			
					1982	Oct. 11	19	4-1-0	Sept. 8	8	1-0			
	Oct. 18	17	5-1-0	Sept. 15	7	2-0								
	Oct. 25	14	5-1-0	Sept. 22	6	3-0								
	Nov. 1	12	6-1-0	Sept. 29	4	4-0								
	Nov. 8	9	7-1-0	Oct. 6	6	4-1								
	Nov. 15	7	8-1-0	Oct. 13	4	5-1								
	Nov. 22	15	8-2-0	Oct. 20	4	6-1								
	Nov. 29	15	8-2-0	Oct. 27	4	6-1								
	Final '82 Poll			Nov. 3	4	7-1								
	Jan. 1983	13	9-3-0	Nov. 10	4	8-1								
	1983	Preseason	7	Nov. 17	4	9-1								
	Sept. 5	12	1-0-0	Nov. 24	3	9-1								
	Sept. 12	9	2-0-0	Dec. 2	3	10-1								
	Sept. 19	20	2-1-0	Final '87 Poll										
	Sept. 26	17	2-1-0	Jan. 1988	2	11-1								
1967	Sept. 25	Other	0-1-1		1984	Preseason	20		1988	Preseason	1			
					Oct. 23	Other	3-2-1	Sept. 3	20	1-0-0	Sept. 6	10	0-1	
					Oct. 30	Other	4-2-1	Sept. 10	18	1-0-0	Sept. 13	10	1-1	
					Nov. 6	Other	5-2-1	Sept. 17	15	2-0-0	Sept. 20	9	2-1	
					Nov. 20	Other	6-2-1	Sept. 24	9	3-0-0	Sept. 27	6	3-1	
					Nov. 27	Other	7-2-1	Oct. 1	6	4-0-0	Oct. 4	6	4-1	
					1968	Oct. 7	19	2-1-0	Oct. 8	9	4-0-1	Oct. 11	5	5-1
					Oct. 21	20	3-1-0	Oct. 15	15	4-1-1	Oct. 18	7	6-1	
					Dec. 2	19	8-2-0	Oct. 22	15	5-1-1	Oct. 25	6	7-1	
					1971	Oct. 11	19	5-0-0	Oct. 29	15	5-1-1	Nov. 2	5	8-1
	Oct. 25	19	6-1-0				Nov. 9	5	8-1					
1972	Preseason	19			Final '88 Poll			Nov. 16	5	9-1				
					Sept. 11	20	1-0-0	Nov. 23	5	9-1				
					Sept. 18	17	2-0-0	Dec. 1	4	10-1				
					Sept. 25	16	3-0-0							
					Oct. 2	13	4-0-0							
1977	Oct. 24	20	5-1-0											
					Oct. 31	15	6-1-0							
					Nov. 7	16	7-1-0							
					Nov. 14	13	8-1-0							
					Nov. 28	19	8-2-0							
Final '77 Poll														
Jan. 1978	14	10-2-0												
1978	Preseason	17												
					Sept. 11	16	1-0-0							
					Sept. 18	13	2-0-0							
					Sept. 25	10	3-0-0							
					Oct. 2	18	3-1-0							
					Oct. 9	15	4-1-0							
1979	Preseason	19												
					Sept. 10	18	2-0-0							
					Sept. 17	14	2-0-0							
					Sept. 24	12	3-0-0							
					Oct. 1	9	4-0-0							
					Oct. 8	9	5-0-0							
					Oct. 15	7	6-0-0							
					Oct. 22	8	6-0-0							

1 9 9 7 R E C O R D B O O K

Final '88 Poll			
	Jan. 1989	3	11-1
1989	Preseason	6	
	Sept. 5	6	0-1
	Sept. 12	Other	0-2
	Sept. 19	Other	1-2
	Sept. 26	25	2-2
	Oct. 3	22	2-2
	Oct. 10	19	3-2
	Oct. 17	14	4-2
	Oct. 24	9	5-2
	Oct. 31	6	6-2
	Nov. 7	5	7-2
	Nov. 14	5	7-2
	Nov. 21	5	8-2
	Nov. 28	6	8-2
	Dec. 5	5	9-2
Final '89 Poll			
	Jan. 1990	3	10-2
1990	Preseason	4	
	Sept. 3	3	0-0
	Sept. 10	3	1-0
	Sept. 17	2	2-0
	Sept. 24	2	3-0
	Oct. 1	2	4-0
	Oct. 8	10	4-1
	Oct. 15	7	4-1
	Oct. 22	12	4-2
	Oct. 29	12	5-2
	Nov. 5	12	6-2
	Nov. 12	9	7-2
	Nov. 19	8	8-2
	Nov. 26	8	8-2
	Dec. 3	6	9-2
Final '90 Poll			
	Jan. 1991	4	10-2
1991	Preseason	1	
	Sept. 2	1	1-0
	Sept. 9	1	2-0
	Sept. 16	1	3-0
	Sept. 23	1	3-0
	Sept. 30	1	4-0
	Oct. 7	1	5-0
	Oct. 14	1	6-0
	Oct. 21	1	7-0
	Oct. 28	1	8-0
	Nov. 4	1	9-0
	Nov. 11	1	10-0
	Nov. 18	3	10-1
	Nov. 25	3	10-1
	Dec. 2	5	10-2
Final '91 Poll			
	Jan. 1992	4	11-2
1992	Preseason	5	
	Aug. 31	4	0-0
	Sept. 7	5	1-0
	Sept. 14	3	2-0
	Sept. 21	3	3-0
	Sept. 28	3	4-0
	Oct. 5	8	4-1
	Oct. 12	6	5-1
	Oct. 19	6	6-1
	Oct. 26	6	6-1
	Nov. 2	6	7-1
	Nov. 9	5	8-1
	Nov. 16	3	9-1
	Nov. 23	3	9-1

	Nov. 30	3	10-1
	Dec. 7	3	10-1
Final '92 Poll			
	Jan. 1993	2	11-1
1993	Preseason	1	
	Aug. 30	1	1-0
	Sept. 6	1	2-0
	Sept. 13	1	3-0
	Sept. 20	1	4-0
	Sept. 27	1	4-0
	Oct. 4	1	5-0
	Oct. 11	1	6-0
	Oct. 18	1	7-0
	Oct. 25	1	7-0
	Nov. 1	1	8-0
	Nov. 8	1	9-0
	Nov. 15	2	9-1
	Nov. 22	1	10-1
	Nov. 29	1	11-1
	Dec. 6	1	11-1
Final '93 Poll			
	Jan. 1994	1	12-1
1994	Preseason	3	
	Aug. 30	4	
	Sept. 4	4	1-0
	Sept. 11	3	2-0
	Sept. 18	3	3-0
	Sept. 25	3	4-0
	Oct. 2	3	4-0
	Oct. 9	11	4-1
	Oct. 16	10	4-1
	Oct. 23	9	5-1
	Oct. 30	8	6-1
	Nov. 6	8	7-1
	Nov. 13	8	8-1
	Nov. 20	7	9-1
	Nov. 27	6	9-1-1
	Dec. 5	7	9-1-1

Final '94 Poll			
	Jan. 1995	4	10-1-1
1995	Preseason	1	
	Aug. 28	1	
	Sept. 3	1	1-0
	Sept. 10	1	2-0
	Sept. 17	1	3-0
	Sept. 24	1	4-0
	Oct. 1	1	4-0
	Oct. 8	1	5-0
	Oct. 15	1	6-0
	Oct. 22	1	7-0
	Oct. 29	2	7-0
	Nov. 5	6	7-1
	Nov. 12	6	8-1
	Nov. 19	6	9-1
	Nov. 26	7	9-2
Final '95 Poll			
	Jan. 96	4	10-2
1996	Preseason	3	
	Aug. 26	3	
	Sept. 2	3	
	Sept. 9	3	1-0
	Sept. 16	3	1-0
	Sept. 23	2	2-0
	Sept. 29	2	3-0
	Oct. 7	3	4-0
	Oct. 14	3	5-0
	Oct. 21	3	5-0
	Oct. 28	3	6-0
	Nov. 4	3	7-0
	Nov. 11	3	8-0
	Nov. 18	3	9-0
	Nov. 25	2	10-0
	Dec. 2	1	11-0
	Dec. 9	1	11-0
Final '96 Poll			
	Jan. 97	3	11-1



Florida State vs. Opponents Ranked By the AP

50 YEARS vs. RANKED OPPONENTS

FSU vs. Top 25: 54-61-4

at Home	21-19-1
Away	20-37-2
Neutral	13-5-1

FSU vs. Top 20: 50-60-4

at Home	20-19-1
Away	17-36-2
Neutral	13-5-1

FSU vs. Top 10: 28-36-3

at Home	9-9-1
Away	9-23-1
Neutral	10-4-1

FSU vs. Top 5: 13-23-2

at Home	6-6-1
Away	4-14-1
Neutral	3-3

DATE	OPPONENT	SCORE	SITE	RANK
Nov. 22, 1952	Georgia Tech	L 0-30	A	2
Oct. 22, 1955	Georgia Tech	L 0-34	A	13
Nov. 2, 1956	Miami	L 7-20	A	9
Oct. 12, 1957	N. C. State	L 0-7	H	13
Nov. 23, 1957	Auburn	L 7-29	H	2
Oct. 31, 1959	Georgia	L 0-42	A	14
Nov. 19, 1960	Auburn	L 21-57	A	9
Sept. 30, 1961	Florida	T 3-3	A	17
Oct. 7, 1961	Mississippi	L 0-33	A	2
Oct. 5, 1962	Miami	L 6-7	A	9
Nov. 23, 1963	Auburn	L 15-21	A	9
Oct. 10, 1964	Kentucky	W 48-6	H	5
Oct. 16, 1965	Georgia	W 10-3	H	5
Oct. 8, 1966	Florida	L 19-22	H	10
Sept. 23, 1967	Alabama	T 37-37	A	2
Dec. 30, 1967	Penn State	T 17-17	N	10
Sept. 28, 1968	Florida	L 3-9	H	5
Oct. 5, 1968	Texas A&M	W 20-14	H	17
Nov. 29, 1968	Houston	W 40-20	N	10
Oct. 4, 1969	Florida	L 6-21	A	12
Nov. 29, 1969	Houston	L 13-41	A	18


Dec. 27, 1971	Arizona State	L 38-45	N	8
Oct. 28, 1972	Auburn	L 14-27	A	12
Sept. 29, 1973	Miami	L 10-14	H	18
Nov. 3, 1973	Houston	L 3-34	A	18
Sept. 14, 1974	Pittsburgh	L 6-9	H	13
Oct. 12, 1974	Alabama	L 7-8	A	3
Oct. 19, 1974	Florida	L 14-24	H	14
Oct. 26, 1974	Auburn	L 6-38	A	5
Nov. 23, 1974	Houston	L 8-23	H	15
Oct. 18, 1975	Florida	L 8-34	A	14
Sept. 25, 1976	Oklahoma	L 9-24	A	4
Oct. 9, 1976	Boston College	W 28-9	H	13
Oct. 16, 1976	Florida	L 26-33	H	12
Oct. 21, 1978	Pittsburgh	L 3-7	A	15
Nov. 10, 1979	South Carolina	W 27-7	H	19
Jan. 1, 1980	Oklahoma	L 7-24	N	5
Oct. 4, 1980	Nebraska	W 18-14	A	3
Oct. 11, 1980	Pittsburgh	W 36-22	H	4
Nov. 22, 1980	Florida	W 17-13	H	19
Jan. 1, 1981	Oklahoma	L 17-18	N	4
Sept. 19, 1981	Nebraska	L 14-34	A	17
Oct. 3, 1981	Ohio State	W 36-27	A	7
Oct. 17, 1981	Pittsburgh	L 14-42	A	3
Nov. 7, 1981	Miami	L 19-27	H	13
Nov. 14, 1981	Southern Miss	L 14-58	H	14
Sept. 18, 1982	Pittsburgh	L 17-37	H	2
Oct. 30, 1982	Miami	W 24-7	A	16
Nov. 20, 1982	LSU	L 21-55	A	12
Dec. 30, 1982	West Virginia	W 31-12	N	10
Sept. 10, 1983	LSU	W 40-35	A	13
Oct. 1, 1983	Auburn	L 24-27	A	10
Nov. 12, 1983	Miami	L 16-17	H	6
Dec. 3, 1983	Florida	L 14-53	A	12
Sept. 22, 1984	Miami	W 38-3	A	4
Oct. 13, 1984	Auburn	L 41-42	H	16
Nov. 10, 1984	South Carolina	L 26-38	A	5
Dec. 1, 1984	Florida	L 17-27	H	3
Sept. 7, 1985	Nebraska	W 17-13	A	10
Oct. 12, 1985	Auburn	L 27-59	A	12
Nov. 2, 1985	Miami	L 27-35	H	11
Nov. 30, 1985	Florida	L 14-38	A	6
Dec. 30, 1985	Oklahoma St.	W 34-23	N	19
Sept. 6, 1986	Nebraska	L 17-34	A	8
Sept. 27, 1986	Michigan	L 18-20	A	5
Nov. 1, 1986	Miami	L 23-41	A	1
Oct. 3, 1987	Miami	L 25-26	H	3
Nov. 7, 1987	Auburn	W 34-6	A	6
Jan. 1, 1988	Nebraska	W 31-28	N	5

ALL-TIME VS. THE RANKINGS

No. 1	1-1
No. 2	2-7-1
No. 3	4-6
No. 4	2-2-1
No. 5	4-7
No. 6	6-2
No. 7	4-0
No. 8	0-3
No. 9	1-5
No. 10	4-3-1
No. 11	3-1
No. 12	0-6
No. 13	5-5
No. 14	1-4
No. 15	3-2
No. 16	3-1
No. 17	3-1-1
No. 18	0-3
No. 19	4-0
No. 20	N/A
No. 21	1-0
No. 22	1-0
No. 23	1-0
No. 24	0-1
No. 25	1-0

Sept. 3, 1988	Miami	L	0-31	A	8
Sept. 17, 1988	Clemson	W	24-21	A	3
Nov. 5, 1988	South Carolina	W	59-0	A	15
Jan. 2, 1989	Auburn	W	13-7	N	7
Sept. 9, 1989	Clemson	L	23-34	H	10
Sept. 16, 1989	LSU	W	31-21	A	21
Oct. 7, 1989	Syracuse	W	41-10	A	17
Oct. 21, 1989	Auburn	W	22-14	H	11
Oct. 28, 1989	Miami	W	24-10	H	2
Jan. 1, 1990	Nebraska	W	41-17	N	6
Oct. 6, 1990	Miami	L	22-31	A	9
Oct. 20, 1990	Auburn	L	17-20	A	5
Dec. 1, 1990	Florida	W	45-30	H	6
Dec. 29, 1990	Penn State	W	24-17	N	7
Aug. 29, 1991	BYU	W	44-28	N	19
Sept. 28, 1991	Michigan	W	51-31	A	3
Oct. 5, 1991	Syracuse	W	46-14	H	10
Nov. 16, 1991	Miami	L	16-17	H	2
Nov. 30, 1991	Florida	L	9-14	A	5
Jan. 1, 1992	Texas A&M	W	16-2	N	9
Sept. 12, 1992	Clemson	W	24-20	A	15
Sept. 19, 1992	N.C. State	W	34-13	A	16
Oct. 3, 1992	Miami	L	16-19	A	2
Oct. 17, 1992	Georgia Tech	W	29-24	A	16
Oct. 31, 1992	Virginia	W	13-3	A	23
Nov. 28, 1992	Florida	W	45-24	H	6
Jan. 1, 1993	Nebraska	W	27-14	N	11
Sept. 11, 1993	Clemson	W	57-0	H	17
Sept. 18, 1993	North Carolina	W	33-7	A	13
Oct. 9, 1993	Miami	W	28-10	H	3

Oct. 16, 1993	Virginia	W	40-14	H	15
Nov. 13, 1993	Notre Dame	L	24-31	A	2
Nov. 27, 1993	Florida	W	33-21	A	7
Jan. 1, 1994	Nebraska	W	18-16	N	2
Sept. 24, 1994	North Carolina	W	31-18	H	13
Oct. 8, 1994	Miami	L	20-34	A	13
Oct. 29, 1994	Duke	W	59-20	H	13
Nov. 19, 1994	N.C. State	W	34-3	A	22
Nov. 26, 1994	Florida	T	31-31	H	4
Jan. 2, 1995	Florida	W	23-17	N	5
Nov. 2, 1995	Virginia	L	28-33	A	24
Nov. 25, 1995	Florida	L	24-35	A	3
Jan. 1, 1996	Notre Dame	W	31-26	N	6
Sept. 28, 1996	North Carolina	W	13-0	H	11
Oct. 26, 1996	Virginia	W	31-24	H	14
Oct. 12, 1996	Miami	W	34-16	A	6
Nov. 16, 1996	Southern Miss	W	54-14	H	25
Nov. 30, 1996	Florida	W	24-21	H	1
Jan. 2, 1997	Sugar Bowl vs. Florida	L	52-20	N	3



Senior Julian Pittman (95) hopes to stop Virginia's running game when the Tribe returns to Charlottesville in October.

Bowl Games In Review

1950 CIGAR BOWL Florida State 19 Wofford 6

TAMPA, Fla. (Jan. 2, 1950) — Red Parrish scored twice and Buddy Strauss rushed for 132 yards to give underdog Florida State a 19-6 win over Wofford in the Cigar Bowl.

The victory was a come-from-behind effort by the Seminoles as the Terriers scored only moments into the contest to make the score 6-0. That touchdown came when Wofford defenders blocked a Bo Manuel punt and recovered it in the end zone. The extra point attempt was no good.

For the balance of the first quarter, Florida State mounted several drives that stalled around midfield, while Wofford netted virtually nothing offensively. Early in the second period, however, Wofford had its first real threat. It died on the Seminoles' 16-yard line when Bill Dawkins intercepted a pass and returned it to the Terrier 20. Shortly after, Parrish bolted to the Tribe's initial touchdown to tie the score at six.

Late in the half, the Seminoles got cranked up again. Strauss busted up the middle for a 15-yard gain, and an interference penalty pushed

Florida State into Wofford territory. On the next play, Parrish lofted a left-handed halfback pass to Norman Eubanks, who made a spectacular catch; the extra point sent the Seminoles to the locker room with a 13-6 lead.

The third period was a dogged defensive battle with no serious scoring threats. But in the final period, FSU pinned Wofford deep in its own territory with a 63-yard Manuel punt. After the Terriers fumbled on their own eight, the Seminoles were unable to cash in when Parrish came up a foot short on fourth down.

Unable to move the ball out of the deep hole, Wofford was forced to punt, giving the Seminoles excellent field position with only minutes remaining. This time Don Veller's team wasted no time cashing in. With only seconds showing on the clock, Parrish sliced in from the five and Florida State had a 19-6 upset victory.

SCORE BY QUARTERS

	1	2	3	4	F
FSU	0	13	0	7	19
WOF	0	0	0	0	6

SCORING SUMMARY

WOF — Quick recovered fumble for 1 yd. score (Barbere's kick failed)
FSU — Parrish 4 yd. run (Morrical's kick failed)



Florida State has won more bowl games (15) than all but eight other schools in the country over its first 50 years of football. The Seminoles have played in the inaugural game at four different bowls: FSU played in the first Bluegrass Bowl (1958), first Peach Bowl (1968), first Fiesta Bowl (1971), and first Blockbuster Bowl (1990).

FLORIDA STATE BOWL RECORD

BOWL	W	L	T
All-American	1	0	0
Blockbuster	1	0	0
Bluegrass	0	1	0
Cigar	1	0	0
Citrus*	1	0	1
Cotton	1	0	0
Fiesta	2	1	0
Gator	3	0	1
Orange	3	2	0
Peach	1	1	0
Sugar	2	1	0
Sun	0	2	0
TOTAL	16	8	2

*Formerly the Tangerine Bowl

FSU — Strauss 3 yd. run (Morrical kick)
FSU — Parrish 3 yd. run (Morrical's kick failed)

TEAM STATISTICS

	FSU	WOF
First Downs	22	6
Yards Gained Rushing	287	106
Forwards Attempted	11	7
Forwards Completed	8	3
Yards Forward Passing	92	33
Interceptions-Yards	1-55	1-14
Punting Average	28	40
Total Yds. all Kicks Ret.	59	57
Yards Lost Penalties	45	30
Opp. Fumbles Recovered	2	0

Florida State built an incredible NCAA record of

14 consecutive bowls without a loss stretching from 1982-96. The streak included eight "New Year's Day" bowl wins.

1955 SUN BOWL Texas Western .. 47 Florida State 20

EL PASO, Texas (Jan. 1, 1955) — Florida State turnovers and defensive collapses in the second quarter allowed Texas Western to move well ahead and capture a 47-20 Sun Bowl victory.

With the score tied at seven at the end of the first period, the underdog Miners put together a magnificent 28-point quarter that buried the Seminoles on the steamy January afternoon. Texas Western quarterback John Griner ran the option to perfection, and the Seminoles, fighting a blinding sun and high altitude, couldn't keep pace.

After taking a 7-0 lead in the first four minutes of the game, the Seminoles allowed the Miners to tie the score late in the period. On the

first play of the second quarter, Florida State fumbled on its own 24, and Texas Western needed only two plays to grab its first lead of the day. That touchdown came on a nifty run by Miner ace Jesse Whittenton.

Then, the flood gates opened. Tom Nugent's Seminoles made three more mistakes that led directly to Texas Western touchdowns, and the home-standing Miners eased into the locker room with a 34-7 advantage.

In the final half, the Miners ran the count to 41-7 before the Tribe scored again. Quarterback Len Swantic led a third quarter drive sparked by a 43-yard touchdown pass to Tom Feamster. But Western wasted no time in countering that Seminole score. On the next kickoff, Bob Forrest raced 95 yards for the final Miner touchdown of the day.

The Seminoles were able to tack on a final tally in the fourth period. Harry Massey hit Bill Odom on a 16-yard pass play for the score.

**1958
BLUEGRASS BOWL
Oklahoma State... 15
Florida State 6**

LOUISVILLE, Ky. (Dec. 13, 1958) — A frantic fourth quarter comeback was not to be as Florida State couldn't fight off the bitter cold, and Oklahoma State went home with a 15-6 victory in the only Bluegrass Bowl ever played.

A crowd of just over 7,000 braved 10-degree weather for the first-ever meeting between the two schools. Players on both teams wore tennis shoes in an effort to combat the frozen turf. The Seminoles made their first national television appearance with a relatively obscure talent named Howard Cosell handling the broadcast.

Florida State got off to a good start, mounting two drives deep into OSU territory in the first quarter. Both times, the Seminoles came up empty-handed as field goal attempts from the 16 and 23 fell short.

Oklahoma State managed to dent the scoreboard early in the second quarter when halfback Duane Wood sprinted in from the Florida State 17.

Unable to get anything going in the second period, the Seminoles were forced to rely on defense. The last assault came in the final two minutes of the half. The Cowboys drove inside the Florida State five, but on a fourth down play with 1:15 left, FSU's Ron Hinson stopped Forrest Campbell one foot from paydirt. That sent the clubs to the locker room with the score 7-0, OSU.

Early in the third period, the Seminoles did themselves in with a pair of

**FSU IN BOWLS
YEAR-BY-YEAR**

SEASON	BOWL	OPPONENT	SCORE
1949	Cigar	Wofford	19- 6
1954	Sun	Texas Western	20-47
1958	Bluegrass	Oklahoma State	6-15
1964	Gator	Oklahoma	36-19
1966	Sun	Wyoming	20-28
1967	Gator	Penn State	17-17
1968	Peach	Louisiana State	27-31
1971	Fiesta	Arizona State	38-45
1977*	Tangerine	Texas Tech	40-17
1979*	Orange	Oklahoma	7-24
1980*	Orange	Oklahoma	17-18
1982*	Gator	West Virginia	31-12
1983*	Peach	North Carolina	28- 3
1984*	Citrus	Georgia	17-17
1985*	Gator	Oklahoma State	34-23
1986*	All-American	Indiana	27-13
1987*	Fiesta	Nebraska	31-28
1988*	Sugar	Auburn	13- 7
1989*	Fiesta	Nebraska	41-17
1990*	Blockbuster	Penn State	24-17
1991*	Cotton	Texas A&M	10- 2
1992*	Orange	Nebraska	27-14
1993*	Orange	Nebraska	18-16
1994*	Sugar	Florida	23-17
1995*	Orange	Notre Dame	31-26
1996*	Sugar	Florida	20-52

*Under Bobby Bowden

fumbles. The second set up the Cowboys at the Florida State 39. It took 10 plays, but Wood finally scored his second touchdown. His two-point conversion catch made it 15-0. Florida State added a late score, but it was not enough as OSU claimed a 15-6 win.

SCORE BY QUARTERS

	1	2	3	4	F
FSU	0	0	0	6	6
OSU	0	7	8	0	15

SCORING SUMMARY

OSU - D. Wood 17 yd. run (J. Wood kick), 14:31
 OSU - D. Wood 1 yd. run (D. Wood pass from Soergel), :07
 FSU - Meyer 39 yd. pass from Majors (Prinzi run failed), 13:52

TEAM STATISTICS

	FSU	OSU
First Downs	12	23
Rushes - Yards	28-100	76-298
Passing Yards	185	77
Comp.-Att.-Int.	9-22-4	6-12-1
Plays-Total Offense	58-285	97-375
Punt Return Yards	2	0
Punts - Average	2-30	5-30
Fumbles - Lost	2-2	1-1
Interceptions - Yards	1-4	4-38
Penalties - Yards	3-25	6-65
Third Down Cov.	10-15	11-20

INDIVIDUAL STATISTICS

RUSHING: FSU - Pickard 14-44, Prinzi 7-30, Renn 2-13, Majors 3-12, Whitehead 1-1, McCormack 1-0; OSU - Campbell 26-130, D. Wood 17-81, Wiggins 12-59, Banfield 7-34, Rundele 3-7, Sewell 4-3, Wagner 1-1, Cross 1-(-5), Soergel 1-(-12).
PASSING: FSU - Majors 5-9-1-116, Prinzi 3-8-3-44, McCormack 1-4-0-25, Renn 0-1-0-0; OSU - Soergel 6-12-1-77.
RECEIVING: FSU - Romeo 3-62, Espenship 2-22, Renn 2-48, Meyer 1-39, Pasqual 1-14; OSU - Wiggins 2-38, D. Wood 2-23, Harkey 1-7, J. Wood 1-9.

**1965 GATOR BOWL
Florida State 36
Oklahoma 19**

JACKSONVILLE, Fla. (Jan. 2, 1965) — The brilliant passing combination of Steve Tensi and Fred Biletnikoff rewrote the Gator Bowl record book and gave the upstart Seminoles an impressive 36-19 victory over Oklahoma.

The Florida State victory will long be remembered as one of the greatest passing shows in college football history. Tensi completed 23-of-36 passes for 303 yards and five touchdowns while Biletnikoff hauled in 13 balls for 192

1 9 9 7 R E C O R D B O O K

yards and four TDs. Both players signed professional contracts on the field at the completion of the game.

Oklahoma claimed the first break of the day as Tensi was intercepted in the first period. The Sooners marched to the Seminole 34, but on third down FSU defensive back Howard Ehler picked off an OU pass and sailed 63 yards for the game's initial touchdown. Later in the quarter, the Sooners came back to claim a 7-6 lead. That lead lasted only as long as it took the Tribe to move 90 yards.

Phil Spooner was instrumental in the drive and Tensi continued to pick apart the OU defense. From the 15, Tensi hit Biletnikoff for a 12-7 lead. Twice more before intermission, Tensi found Biletnikoff for touchdowns. The first score followed a George D'Alessandro fumble recovery, and the second came on a long drive against the clock. The halftime score was 24-7, FSU.

Early in the second half, Oklahoma recovered a Seminole fumble and cut the lead to 24-13, but as the third period drew to a close, the Seminoles executed an 82-yard drive. On the last play of the quarter, Tensi hit Don Floyd for the touchdown.

With 10 minutes left and the score 30-19, it was time for the Seminole defense to take over. The Sooners came up short on two late drives and FSU finally tacked on its final TD - a 14-yard Tensi-to-Biletnikoff connection that made the final 36-19.

SCORE BY QUARTERS

	1	2	3	4	F
FSU	6	18	6	6	36
OK	7	0	6	6	19

SCORING SUMMARY

FSU - Ehler 69 yd. int. return (Spooner kick failed), 11:40
 OK - Kennedy one yd. run (Metcalf kick), 1:53
 FSU - Biletnikoff 15 yd. pass from Tensi (Tensi pass intercepted), 12:16
 FSU - Biletnikoff 14 yd. pass from Tensi (Tensi pass failed), 6:23
 FSU - Biletnikoff 9 yd. pass from Tensi (Tensi pass failed), :37
 OK - Pannell one yd. run (Brown pass failed), 4:26
 FSU - Floyd 15 yd. pass from Tensi (Tensi pass failed), :00
 OK - Hart 95 yd. pass from Fletcher (Pannell pass failed), 11:22
 FSU - Biletnikoff 6yd. pass from Tensi (Spooner kick), 4:40

TEAM STATISTICS

	FSU	OK
First Downs	29	13
Rushes - Yards	39-217	27-209
Passing Yards	303	209

Comp.-Att.-Int.	23-36-4	10-22-1
Plays-Total Offense	73-520	70-280
Punt Return Yards	4	1
Punts - Average	1-26	6-38
Fumbles - Lost	2-2	2-1
Interceptions - Yards	4-35	1-69
Penalties - Yards	7-52	3-35
Third Down Cov.	9-13	9-17

INDIVIDUAL STATISTICS

RUSHING: FSU - Green 2-10, Giardino 7-82, Spooner 27-125; **OK** - Kennedy 13-32, Ringer 7-41, Page 10-(-22), L. Brown 7-17, Pannell 3-2, Mayhue 1-3, Fletcher 1-1.

PASSING: FSU - Tensi 23-36-4; **OK** - Page 7-15-1, Fletcher 3-7-0.

RECEIVING: FSU - Biletnikoff 13-192, Floyd 5-52, Giardino 2-14, Blankenship 1-12, Spooner 1-17, Dawson 1-16; **OK** - Hart 6-165, Ringer 1-17, Brown 2-15, Pannell 1-12.

1966 SUN BOWL Wyoming 28 Florida State 20

EL PASO, Texas (Dec. 24, 1966) — Florida State's vaunted passing attack was not enough to overcome a stingy Wyoming defense, and the Seminoles lost 28-20 in their second try for a Sun Bowl title.

Though the Tribe got a couple of early breaks, it was the Cowboys who drew first blood. The initial score came on a Jim Kiick plunge, and the score stood 7-0 at the end of the first period. Florida State bounced back after Bill Moremen fell on a Vic Washington fumble to give FSU the ball at the Wyoming 49. From there, Kim Hammond found Ron Sellers for the tying touchdown.

The Seminoles managed to grab the lead shortly before halftime. This time Hammond hit T.K. Wetherell behind the Cowboy secondary for a 54-yard scoring strike. At the half, Florida State led 14-7.

It didn't take long for the Cowboys to tie the score. Early in the second half, Wyoming quarterback Rick Egloff found Jerry Marion for a 39-yard touchdown. Late in the third quarter, Wyoming went ahead to stay. Kiick, who gained 135 yards on 23 carries, rambled 43 yards to give the Cowboys a 21-14 lead.

Florida State made a last-ditch attempt to regain a part of the lead as time ticked away in the final quarter. Hammond hit Sellers in Wyoming territory. As the lanky receiver was hit, he fumbled the ball and it was recovered by teammate Chip Glass at the Cowboy five.

But the tenacious Wyoming defense held in the final three minutes. Wyoming used a pair of 15-yard penalties and the running of Kiick to

drive to the FSU 14 in the waning minutes. Egloff scampered into the end zone for the final Cowboy touchdown and the 28-14 win.

SCORE BY QUARTERS

	1	2	3	4	F
FSU	0	14	0	6	20
WYO	7	0	14	7	28

SCORING SUMMARY

WYO - Kiick one yd. run (DePoyster kick), 4:43

FSU - Sellers 49 yd. pass from Pajcic (Loner kick), 5:21

FSU - Wetherell 58 yd. pass from Hammond (Loner kick), 1:39

WYO - Marion 39 yd. pass from Egloff (DePoyster kick), 12:48

WYO - Kiick 43 yd. run (DePoyster kick), 10:46

WYO - Egloff one yd. run (DePoyster kick), 2:42

FSU - Sellers 23 yd. pass from Hammond (Hammond pass failed), 1:09

TEAM STATISTICS

	FSU	WYO
First Downs	13	14
Rushes - Yards	31-21	42-229
Passing Yards	293	135
Comp.-Att.-Int.	17-35-2	9-27-0
Plays-Total Offense	67-272	69-364
Punt Return Yards	23	42
Punts - Average	9-40	8-37.3
Fumbles - Lost	4-2	3-2
Interceptions - Yards	2-28	0-0
Penalties - Yards	10-102	4-50
Third Down Cov.	3-16	4-16

INDIVIDUAL STATISTICS

RUSHING: FSU - Pajcic 4-23, Moreman 13-11, Mankins 6-10, Green 4-4, Wetherell 1-19, Hammond 3-4; **WYO** - Egloff 5-42, Kiick 25-135, Grant 1-4, Klacking 5-32, Hamton 6-16.

PASSING: FSU - Pajcic 8-19-1, Hammond 9-15-1, Moreman 1-0-0; **WYO** - Egloff 9-26-0, Tosacano 0-1-0.

RECEIVING: FSU - Sellers 6-160, Fenner 1-11, Wetherell 2-66, Glass 1-7, Cox 2-6, Fenwick 1-9, Taylor 2-33, Moreman 1-1, Mankins 1-3; **WYO** - Kiick 4-42, Washington 1-21, Davenport 1-9, Marion 3-63.

1967 GATOR BOWL Florida State 17 Penn State 17

JACKSONVILLE, Fla. (Dec. 30, 1967) — Penn State jumped out to a commanding 17-point halftime lead before Florida State battled back in the second half to gain an exciting 17-17 tie.

The Seminoles received the opening kickoff, but their opening drive stalled at the Penn State 25. The Lions fumbled after one play, but an interception gave them the ball back, and they scored first on a

A Seminole has finished among the top six in Heisman Trophy balloting five times over the last six years. Charlie Ward won the Heisman in 1993, Casey Weldon was second in '91, Marvin Jones was 4th in '92, Warrick Dunn was fifth last year and Danny Kanell finished 6th in 1995.

27-yard field goal by Tom Sherman in the closing minutes of the first quarter.

Late in the second period, Sherman passed 10 yards to Jack Curry for a touchdown. He came back to hit All-America tight end Ted Kwalick with seconds remaining in the half. The Seminoles were completely stopped before intermission as Penn State's defense kept Kim Hammond and his mates at bay.

The momentum changed in the second half, however. Penn State received the kick but was forced to punt. The Tribe drove quickly to the Lion one, but couldn't score. On the next series, the Lions gambled on fourth down at their own 15, and the Seminole defense held. Three plays later, Hammond passed to Ron Sellers for Florida State's first score.

When Lion halfback Charlie Pittman fumbled the ball on the kickoff, the Seminoles were back in business at the Penn State 22. Passes to Sellers and Bill Moreman moved the ball to the one. From there, Hammond took it on himself to cut the lead to 17-14.

With just over a minute to play in the game, Hammond directed a picture-perfect drive from the FSU 31 to the Penn State 15. There, Florida State was faced with a fourth-and-five situation with 17 seconds remaining. Coach Bill Peterson decided to go for the sure three points and a tie rather than risk a 17-14 loss. Grant Guthrie booted the field goal and the 1967 Gator Bowl had co-champions.

SCORE BY QUARTERS

	1	2	3	4	F
FSU	0	0	14	3	17
PSU	3	14	0	0	17

SCORING SUMMARY

- PSU - Sherman 27 yd. field goal, 2:32
- PSU - Curry 9 yd. pass from Sherman (Sherman kick), 4:42
- PSU - Kwalick 12 yd. pass from Sherman (Sherman kick), :50
- FSU - Sellers 20 yd. pass from Hammond (Guthrie kick), 3:50
- FSU - Hammond one yd. run (Guthrie kick), 2:49
- FSU - Guthrie 26 yd. field goal, :15

TEAM STATISTICS

	FSU	PSU
First Downs	12	23
Rushes - Yards	26-55	36-175
Passing Yards	363	69
Comp.-Att.-Int.	38-55-4	6-19-3
Plays-Total Offense	81-418	55-244
Punt Return Yards	35	4
Punts - Average	4-30	7-40
Fumbles - Lost	1-0	3-2
Interceptions - Yards	3-23	4-55
Penalties - Yards	4-40	1-5
Third Down Cov.	8-18	3-14

INDIVIDUAL STATISTICS

RUSHING: FSU - Hammond 9(-9), Green 12-27, Gunter 2-15, Moreman 3-22; **PSU** - Sherman 6-24, Pittman 19-124, Lucyk 7-12, Kwalick 1-7, Grimes 3-8.



ABC televised the Seminoles' 17-17 tie with Penn State in the 1967 Gator Bowl. Quarterback Kim Hammond led a dramatic last minute comeback for the tie.

PASSING: FSU - Hammond 37-53-4, Cheshire 1-1-0, Moreman 0-1-0; **PSU** - Sherman 6-19-3.
RECEIVING: FSU - Sellers 14-145, Fenner 8-87, Moreman 12-106, Taylor 1-11, Glass 1-11, Green 2-3; **PSU** - Kwalick 2-25, Curry 2-22, Lucyk 2-22.

1968 PEACH BOWL
Louisiana State.... 31
Florida State 27

ATLANTA, Ga. (Dec. 30, 1968) — Competing in its fourth consecutive bowl game, Florida State couldn't outscore Louisiana State and the Seminoles fell 31-27 in a soggy game that initiated Atlanta's Peach Bowl.

The Seminoles were considered a slight favorite going into the game. But as the teams took the field for pre-game warmups, rain began to fall and didn't let up until the final minutes of the contest played at Georgia Tech's Grant Field.

Despite the rain, the Seminoles wasted little time getting on the scoreboard. LSU won the toss, but the Tigers bobbled the ball on the kickoff and FSU's John Crowe pounced on it at the Tiger 36. Tom Bailey swept around right end on the game's first play from scrimmage and went all the way for the touchdown.

That was the only score of the first period, however, as heavy rain hampered both teams. In the first quarter, the Seminoles recovered two more LSU fumbles and intercepted a Tiger pass.

Early in the second quarter, Bill Cappleman capped a 75-yard drive with a 21-yard touchdown pass to Bill Gunter to

give the Tribe a 13-0 lead. LSU's first score came midway through the second period on a 39-yard punt return. The Tigers added a 32-yard field goal in the waning minutes of the half to cut the Seminole lead to 13-10 at intermission.

The Tigers came roaring back in the third quarter, scoring a pair of touchdowns to take a 24-13 lead. But the Seminoles were not finished. A fourth quarter Cappleman-to-Sellers pass brought Florida State within five. With 6:15 left in the game, FSU went on top 27-24 on a Sellers catch and a two-point conversion pass from Cappleman to Chip Glass.

The Seminole lead was short-lived as LSU drove for the winning touchdown with 2:39 left in the game. The Tribe's last-ditch effort fell short when a fourth down pass intended for Sellers was tipped away in the final moments, leaving Florida State on the short end of a 31-27 score.

SCORE BY QUARTERS

	1	2	3	4	F
FSU	7	6	0	14	27
LSU	0	10	14	7	31

SCORING SUMMARY

- FSU - Bailey 36 yd. run (Guthrie kick)
- FSU - Gunter 75 yd. pass from Cappleman (Guthrie kick failed)
- LSU - Burns 39 yd. punt return (Lumpkin kick)
- LSU - Lumpkin 32 yd. field goal
- LSU - Hamlett 11 yd. pass from Hillman (Lumpkin kick)
- LSU - Stobler 11 yd. pass from Hillman (Lumpkin kick)
- FSU - Sellers 7 yd. pass from Cappleman (Cappleman pass failed)
- FSU - Sellers 4 yd. pass from Cappleman

1 9 9 7 R E C O R D B O O K

(Glass pass from Cappelman)
LSU - LeBlanc 3 yd. run (Lumpkin kick)

TEAM STATISTICS

	FSU	LSU
First Downs	19	22
Rushes - Yards	34-92	43-151
Passing Yards	221	233
Comp.-Att.-Int.	21-41-1	17-30-1
Plays-Total Offense	75-313	73-384
Punt Return Yards	2-8	6-37
Punts - Average	9-34.6	4-41.5
Fumbles - Lost	1-0	5-4
Interceptions - Yards	1-0	1-0
Penalties - Yards	8-90	7-70

INDIVIDUAL STATISTICS

RUSHING: FSU - Bailey 11-75, Gunter 8-30, Gilman 5-9, Pederson 1-3, Cappelman 9-(-17); LSU - LeBlanc 14-97, Matte 5-20, Allen 7-17, Nenfield 5-14, Hillman 3-12, Haynes 7-(-4), West 1-(-5), Smith 1-0.

PASSING: FSU - Cappelman 21-41-1; LSU - Hillman 16-29-1, Haynes 1-1-0.

RECEIVING: FSU - Bailey 4-16, Gunter 1-21, Gilman 2-17, Pederson 2-25, Sellers 8-75, Abraira 2-25, Tyson 1-31, Glass 1-12; LSU - Matte 1-4, Nenfield 2-26, West 2-144, Morel 6-103, Stober 4-62, Hamlett 2-24.

1971 FIESTA BOWL Arizona State ... 45 Florida State ... 38

TEMPE, Ariz. (Dec. 27, 1971) — In one of the most dazzling offensive shows in bowl history, Arizona State scored with 34 seconds left in the game to capture the first ever Fiesta Bowl, 45-38, before over 51,000 partisan fans in Sun Devil Stadium.

Florida State's initial drive stalled, and Arizona State wasted no time in grabbing a 7-0 lead. FSU's Barry Smith brought the kickoff back 49 yards, and like lightning, Gary Huff and his mates tied the score. Huff's passes put the Tribe at the one, and Paul Magalski got the touchdown.

Thirty-two points went on the board in the second quarter. The locals drew first blood, but a field goal by Frank Fontes moved the Seminoles within one at 14-13 as the momentum seemed to swing to Florida State. The Seminoles raced 63 yards on their next drive and added a two-point conversion to lead 21-14. With just over two minutes left in the half, ASU's Danny White hit Steve Holden on a 55-yard scoring pass to tie the game at 21.

At that point, the Seminoles proved they had come to play. Huff put on a brilliant passing display, hitting Kent Gaydos for 46 yards to the Sun Devil 10. With time running

out in the half, Rhett Dawson snared his second touchdown pass of the day to give the Tribe a 28-21 half-time lead.

The third quarter was all Arizona State. Holding the ball almost the entire quarter, the Sun Devils put 10 points on the board and led 31-28 heading into the final stanza.

Early in that last quarter, Florida State culminated a 75-yard drive with a field goal to tie the game at 31. On an exchange of punts, Holden hurt the Seminoles again. This time, he returned a Duane Carrell punt 63 yards for a touchdown. Florida State came back to tie the game again when Dawson made a sensational touchdown grab between two defenders with 4:44 left in the contest.

ASU's final drive resulted in a Woody Green touchdown with 34 seconds left to break the tie and provide the final margin.

SCORE BY QUARTERS

	1	2	3	4	F
FSU	10	18	0	10	38
ASU	7	14	10	14	45

SCORING SUMMARY

ASU - Demery 21 yd. pass from White (Ekstrand kick), 9:47

FSU - Magalski one yd. run (Fontes kick), 8:13

FSU - Fontes 30 yd. field goal, 3:23

ASU - Green one yd. run (Elstrand kick), 13:34

FSU - Fontes 25 yd. field goal, 7:35

FSU - Dawson 14 yd. pass from Gaydos through Huff (Dawson pass from Huff), 5:07

ASU - Holden 54 yd. pass from White (Ekstrand kick), :49

FSU - Dawson 10 yd. pass from Huff (Fontes kick), :11

ASU - Ekstrand 34 yd. field goal, 8:25

ASU - Green two yd. run (Ekstrand kick), 1:32

FSU - Fontes 42 yd. field goal, 13:16

ASU - Holden returns Carrell's kick (Ekstrand kick), 6:07

FSU - Dawson 25 yd. pass from Huff (Fontes kick), 4:44

ASU - Green two yd. run (Ekstrand kick), :34

TEAM STATISTICS

	FSU	ASU
First Downs	20	22
Rushes - Yards	34-72	56-200
Passing Yards	361	250
Comp.-Att.-Int.	26-47-2	15-30-0
Plays-Total Offense	81-433	86-450
Punt Return Yards	16	107
Punts - Average	7-42	6-37
Fumbles - Lost	2-0	5-2
Interceptions - Yards	0-0	2-0
Penalties - Yards	8-91	4-37
Time of Possession	27:38	32:22
Third Down Cov.	6-17	11-19

INDIVIDUAL STATISTICS

RUSHING: FSU - Jarrett 8-48, Magalski

17-42, Munroe 5-8, Smith 1-13, Huff 3-39; ASU - Green 24-101, White 11-18, Malone 17-60, Holden 3-21.

PASSING: FSU - Huff 25-46-2, Gaydos 1-1-0; ASU - White 15-30-0.

RECEIVING: FSU - Jarrett 2-6, Dawson 8-108, Smith 8-143, Gaydos 5-101, Munroe 1-13, Magalski 1-9, Parris 1-7; ASU - Demery 4-55, Holden 2-66, Beverly 3-33, Petty 4-50, Green 2-46.

1977 TANGERINE BOWL

Florida State 40 Texas Tech 17

ORLANDO, Fla. (Dec. 23, 1977) — Florida State, making its first bowl appearance in seven years, demolished Texas Tech 40-17 in the 32nd Tangerine Bowl.

A record-breaking crowd of 44,502 witnessed almost total domination by the Seminoles, who became the first major college football team in Florida to win 10 games in a season.

FSU jumped ahead at 5:50 of the opening quarter on a 23-yard Dave Cappel field goal. It stayed that way until Mike Mock of Texas Tech evened the count with a 24-yarder early in the second period. A 93-yard kickoff return by Larry Key following the Tech field goal gave the Seminoles the lead for good.

Later in the second quarter, Tribe quarterback Jimmy Jordan found tight end Grady King on a 37-yard scoring pass that boosted the FSU lead to 16-3 at intermission.

The Seminoles continued to add to their cushion in the third quarter. First, Jordan found Mike Shumann with a 40-yard scoring toss. Next, Cappel booted a 22-yard field goal that made the Florida State lead 27-3.

Tech scored with 7:46 remaining in the quarter on a 44-yard pass, making the score 27-9. The count remained that way until Wally Woodham found Roger Overby on a 15-yard touchdown pass to increase the Seminole lead.

Neither team was through yet. Tech came back on a 21-yard touchdown run by Billy Taylor; with just 48 seconds remaining, FSU completed the scoring on a 44-yard pass from Woodham to Chip Sanders.

SCORE BY QUARTERS

	1	2	3	4	F
FSU	3	13	11	13	40
TT	0	3	6	8	17

SCORING SUMMARY

FSU - Cappel 23 yd. field goal, 5:50

Three major FSU "firsts" were set in the 1965 Gator Bowl win over Oklahoma: Steve Tensi threw for over 300 yards, Fred Biletnikoff nabbed 192 yards receiving and Phil Spooner rushed for over 100 yards. Spooner also scored FSU's first-ever extra point in a bowl game.

1 9 9 7 R E C O R D B O O K

TT - Mock 24 yd. field goal, 10:24
 FSU - Key 93 yd. kickoff return (Cappelen kick), 9:37
 FSU - Overby 37 yd. pass from Jordan (Cappelen kick failed), 3:55
 FSU - Shumann 40 yd. pass from Jordan (King pass from Jordan), 12:30
 FSU - Cappelen 22 yd. field goal, 9:13
 TT - Nelson 44 yd. pass from Allison (Allison pass failed), 7:46
 FSU - Overby 15 yd. pass from Jordan (Cappelen kick), 3:39
 TT - Taylor 21 yd. run (Taylor pass from Allison), 2:01
 FSU - Sanders 44 yd. pass from Woodham (Cappelen kick), :48

TEAM STATISTICS

	FSU	TT
First Downs	22	21
Rushes - Yards	37-85	44-99
Passing Yards	455	279
Comp.-Att.-Int.	25-35-0	18-28-2
Plays-Total Offense	72-540	72-378
Punt Return Yards	5	11
Punts - Average	3-35.6	7-29.6
Fumbles - Lost	2-2	3-2
Interceptions - Yards	2-4	0-0
Penalties - Yards	10-130	3-50
Third Down Cov.	4-8	5-18

INDIVIDUAL STATISTICS

RUSHING: FSU - Key 21-83, Lyles 10-36, Stockstill 1-5, Jordan 3-(-19), Shumann 1-(-14), Kennedy 1-(-6); TT - Taylor 19-60, Allison 13-1, Julian 4-8, Adkins 2-7, Hadnot 3-15, Nelson 1-8, Orr 1-6, Bailey 1-(-6).
PASSING: FSU - Jordan 18-25-0, Woodham 7-10-0, Stockstill 0-0-0; TT - Allison 17-27-2, Taylor 1-1-0.
RECEIVING: FSU - Key 6-100, King 6-85, Overby 4-64, Shumann 4-99, Unglaub 2-39, Lyles 2-24, Sanders 1-44; TT - Taylor 5-34, Nelson 4-99, Hadnot 4-62, Williams 3-57, Adkins 1-20, Julian 1-13.

1980 ORANGE BOWL Oklahoma 24 Florida State 7

MIAMI, Fla. (Jan. 1, 1980) — Julius Caesar Watts and Heisman Trophy winner Billy Sims each rushed for more than 100 yards, and the Sooner defense held Florida State to 182 total yards as Oklahoma defeated Florida State 24-7 in the 46th Annual Orange Bowl Classic.

For 17 minutes, it appeared Florida State would see its dream of a 12-0 season and possible national championship come true as it took a 7-0 lead on Mike Whiting's one-yard touchdown run in the first quarter.

FSU had a chance to double its lead moments later. OU punter Fred Keeling's kick was blocked by Seminole cornerback Bobby Butler and recovered on the Oklahoma 17 by Keith Jones.

After a first down, FSU failed to gain more than two yards on three tries. Rick Stockstill fumbled a snap from center on an attempted field goal try as Oklahoma stopped the FSU drive and gained possession at its 19.

Following a 25-yard pickup by Sims and a sack by James Gilbert, Watts kept the ball on a sweep to the right and ran 61 yards for a score.

Watts' run was a sample of things to come for the Seminoles. Following the kickoff, Jimmy Jordan's first pass was picked off by Bud Herbert, who would intercept three passes on the night, and returned to the Seminole 10. Two plays later, Stanley Wilson got the call from the five and rambled in for the score and a 14-7 Sooner lead.

Fred Keeling made it 17-7 at the half with a 24-yard field goal, and the Sooners were on their way to victory.

The remainder of the game was a defensive standoff until Sims took a lateral from Watts and raced 22 yards into the Seminole end zone at 7:13 of the fourth quarter.

For the game, Sims gained 164 yards on 24 carries and Watts tallied 127 yards on 15 attempts. FSU was outgained in the game by a 447-182 margin.

SCORE BY QUARTERS

	1	2	3	4	F
FSU	7	0	0	0	7
Oklahoma	0	17	0	7	24

SCORING SUMMARY

FSU - Whiting one yd. run (Cappelen kick), 3:24
 OK - Watts 61 yd. run (Keeling kick), 11:35
 OK - Wilson 5 yd. run (Keeling kick), 10:59
 OK - Keeling 24 yd. field goal, 3:08
 OK - Sims 22 yd. run on a lateral from Watts (Keeling kick), 1:58

TEAM STATISTICS

	FSU	OK
First Downs	12	23
Rushes - Yards	35-82	59-411
Passing Yards	100	36
Comp.-Att.-Int.	8-27-3	2-4-0
Plays-Total Offense	62-182	63-447
Punt Return Yards	19	75
Punts - Average	9-42.2	4-25
Fumbles - Lost	1-0	5-4
Interceptions - Yards	0-0	3-25
Penalties - Yards	4-20	3-27.5
Time of Possession	27:22	32:38
Third Down Cov.	6-17	9-14

INDIVIDUAL STATISTICS

RUSHING: FSU - Woodham 2-7, Jordan 3-(-6), Platt 3-8, Lyles 13-40, Whiting 13-40, Stockstill 1-(-7); OK - Watts 15-127, Phelps 2-3, Sims 24-164, Winters 1-25, Overstreet 9-29, Wilson 9-48, Ledbetter 1-10, McKim 1-5.
PASSING: FSU - Jordan 6-16-1, Woodham 2-11-2; OK - Watts 2-4-0.
RECEIVING: FSU - Platt 1-22, Lyles 1-9, Whiting 1-4, Johnson 1-17, King 2-24, Childers 2-24; OK - Nixon 2-36.

1981 ORANGE BOWL Oklahoma 18 Florida State 17

MIAMI, Fla. (Jan. 1, 1981) — Okla-

homa was not supposed to be able to pass. But that's what it took for the Sooners to beat Florida State in the 1981 Orange Bowl. With time running out and the Seminoles leading 17-10, J.C. Watts — a swift quarterback who led a notorious Oklahoma running game — drilled an 11-yard touchdown pass to split end Steve Rhodes with 1:27 remaining.

Going for the win on the conversion, Watts rolled to his right and hit tight end Steve Valora to give the Sooners an 18-17 win over upset-minded Florida State in the 47th Annual Orange Bowl Classic.

A Florida State fumble recovery and a missed field goal kept Oklahoma off the board in the first quarter, and FSU took the lead when Ricky Williams capped a 70-yard touchdown drive with a one-yard plunge. Bill Capece converted and the Seminoles led by seven.

The score remained the same until OU's Fred Keeling hit a 53-yard field goal with two seconds remaining in the half.

Oklahoma took the second half kickoff and marched 78 yards for a touchdown and a 10-7 lead. On second and goal from the FSU four, halfback David Overstreet took a pitchout to the right and scored easily.

On the following series, FSU drove from its own 20 to the Oklahoma 27, only to watch Capece's 44-yard field goal attempt sail right. The Seminoles recovered a Watts fumble three plays later. This time Capece's field goal from 19 yards was good, and the score was tied at 10.

With 13 minutes left in the game, Keeling dropped back to his own 18 to punt. The snap sailed through his hands and into the end zone, where Bobby Butler recovered for a touchdown and a 17-10 Seminole lead.

The teams traded punts and Oklahoma took over on its own 22-yard line, trailing by seven with 3:30 on the clock. Then, Watts abandoned the forte of the Sooner offense — running — and went to the air.

On third-and-nine from the OU 23, Watts hit Rhodes with a 42-yard pass to the FSU 35. Then Chet Winters hauled in a 14-yard pass to the Florida State 21 for another first down.

After a 10-yard scramble by Watts, the senior quarterback found Rhodes in the end zone for the touchdown.

Two completed passes gave Florida State the ball on the Oklahoma 45 with just five seconds remaining. Capece attempted to give Florida State the win with a 62-yard field goal, but the attempt fell six yards short and the Seminoles had lost to the Sooners in the Orange Bowl for the second straight year.

SCORE BY QUARTERS

	1	2	3	4	F
FSU	0	7	3	7	17
OK	0	3	7	8	18

SCORING SUMMARY

FSU - R. Williams 10 yd. run (Capece kick), :49
 OK - Keeling 53 yd. field goal, :00
 OK - Overstreet 4 yd. run (Keeling kick), 8:59
 FSU - Capece 19 yd. field goal, :13
 FSU - Butler recovers fumble in endzone (Capece kick), 11:07
 OK - Rhodes 11 yd. pass from Watts (Valora pass from Watts), 1:27

TEAM STATISTICS

	FSU	OK
First Downs	23	18
Rushes - Yards	60-212	55-156
Passing Yards	51	128
Comp.-Att.-Int.	11-15-0	7-12-0
Plays-Total Offense	75-263	67-284
Punt Return Yards	34	84
Punts - Average	4-42.5	2-37
Fumbles - Lost	1-0	7-5
Interceptions - Yards	0-0	0-0
Penalties - Yards	5-58	4-32
Time of Possession	33:28	26:32
Third Down Conv.	8-17	8-16

INDIVIDUAL STATISTICS

RUSHING: FSU - Stockstill 14-9, Whiting 9-55, Platt 17-45, Unglaub 1-4, R. Williams 19-99; **OK** - Watts 25-48, Winters 1-4, Rhymes 12-29, W. Ledbetter 3-9, Overstreet 4-42, J. Ledbetter, 3-31, Wilson 5-25, Shepard 1-1.
PASSING: FSU - Stockstill 11-51-0; **OK** - Watts 7-12-0.
RECEIVING: FSU - Childers 2-12, H. Johnson 2-1, Whiting 3-6, McKinnon 1-8, Platt 1-3, R. Williams 2-27; **OK** - Valora 2-47, Rockford 1-11, Overstreet 1-7, Rhodes 2-53, Winters 1-14.

1982 GATOR BOWL Florida State 31 West Virginia ... 12

JACKSONVILLE, Fla. (Dec. 30, 1982) — Greg Allen rambled for 138 yards and two scores, while surprise starter Blair Williams threw for 202 yards and another touchdown as Florida State upset West Virginia 31-12 in the 38th Annual Gator Bowl. Allen, who was named MVP, scored twice in the third quarter to break open a tight game and give the Seminoles a 31-6 lead entering the final period.

The victory lifted the Seminoles' record to 9-3 on the year, and gave FSU Head Coach Bobby Bowden a win in his first encounter against the Mountaineers—the team he coached from 1970-75.

Florida State drew first blood in the game — taking a 3-0 lead on a 20-yard field goal by Philip Hall with 3:30 remaining in the first quarter. Frustrated by a blocked field goal attempt on the first drive of the game, the Mountaineers came back to tie the game early in the second

stanza when All-American Paul Woodside hit a 48-yard field goal.

The Seminoles took the lead for good on the next play. Picking up Woodside's kickoff on the five, Billy Allen started up the middle and then broke to his left — eventually going 95 yards for a touchdown, a Gator Bowl record, and a 10-3 FSU lead.

West Virginia added a field goal to cut the lead to 10-6, but Williams led FSU on a 63-yard touchdown drive with under one minute to play in the half.

With just 15 seconds remaining and the ball on the 27, Williams lofted a pass into the right corner of the end zone, where Dennis McKinnon went high over two WVU defenders to make a spectacular catch and give the Seminoles a 17-6 intermission lead.

The third quarter belonged to Greg Allen. Carrying the ball just five times, the sophomore tailback logged 52 yards and a pair of touchdowns.

Florida State's defense, which was in the face of WVU quarterback Jeff Hostetler all night, controlled the final period.

FSU held Hostetler to 10 completions in 28 attempts for 118 yards and two interceptions, while the Seminole offense was busy piling up 451 yards of total offense against a WVU defense ranked in the top 10 nationally.

SCORE BY QUARTERS

	1	2	3	4	F
FSU	3	14	14	0	31
WVU	0	6	0	6	12

SCORING SUMMARY

FSU - Hall 20 yd. field goal, 3:30
 WVU - Woodside 48 yd. field goal, 14:14
 FSU - B. Allen 95 yd. kick off return, :20
 WVU - Woodside 34 yd. field goal, 1:13
 FSU - McKinnon 27 yd. pass from Williams (Hall kick), :15
 FSU - G. Allen 29 yd. run (Hall kick), :15
 FSU - G. Allen 1 yd. run (Hall kick), 3:36
 WVU - Miller 26 yd. pass from White (White pass failed), :51

TEAM STATISTICS

	FSU	WVU
First Downs	23	22
Rushes - Yards	34-259	41-155
Passing Yards	202	208
Comp.-Att.-Int.	16-32-1	14-34-2
Plays-Total Offense	68-461	75-363
Punt Return Yards	9	82
Punts - Average	4-36.8	4-30.5
Fumbles - Lost	1-0	2-0
Interceptions - Yards	2-23	1-0
Penalties - Yards	11-100	5-57
Time of Possession	27:10	32:50
Third Down Conv.	3-12	7-17

INDIVIDUAL STATISTICS

RUSHING: FSU - Lowery 1-(9), B. Williams 2-7, G. Allen 15-138, R. Will-

iams 10-35, C. Jones 1-1, Burnett 1-1, McKinnon 1-65, B. Allen 3-21; **WVU** - Hostetler 9-24, 2-(17), Gray 10-27, Wolfley 7-32, Walczak 7-30, Beck 4-7, Mullen 2-42.

PASSING: FSU - Lowery 0-1-0, B. Williams 16-30-1, H. Jones 0-1-0; **WVU** - Hostetler 10-28-2, White 4-6-0.

RECEIVING: FSU - G. Allen 1-15, Burnett 1-13, Bowden 1-8, McKinnon 2-36, Mobley 4-34, H. Jones 3-29, R. Williams 2-26, Thompson 2-41; **WVU** - Gray 2-12, Miller 5-100, Mullen 1-5, Raugh 4-60, Brown 1-18, Hollins 1-13.

1983 PEACH BOWL Florida State 28 North Carolina .. 3

ATLANTA, Ga. (Dec. 28, 1983) — Making his first career start, Eric Thomas fired a pair of first-quarter touchdown passes to lead the Seminoles to a stunning 28-3 win over North Carolina in the 16th Annual Peach Bowl.

Thomas, a third-year sophomore who played sparingly during the year, led FSU on two long scoring drives on the Seminoles' first two possessions. On the first drive, Thomas directed a nine-play, 62-yard march from the Florida State 38. The drive ended when he found Weegie Thompson in the right corner of the end zone from 15 yards out for the touchdown.

Following a strong defensive effort that forced a Tar Heel punt after three downs, Thomas took over again. Displaying veteran composure in eluding a UNC blitz, he found Thompson again with an 18-yard scoring pass to give FSU a 14-0 lead.

The Seminoles stretched their lead to 21-0 before the intermission. Midway through the second quarter, Pete Panton fell on a fumbled punt return at the UNC 16. Rosie Snipes scored on a one-yard run for a three touchdown lead at the half.

Defensive MVP Alphonso Carreker led the Seminoles, who held the Tar Heel running attack to only 32 net yards. In the game, UNC managed only 198 yards of total offense.

In the second half, the Seminoles used a ball control offense to account for 265 yards on the ground, stopping any hopes of a Carolina comeback. Greg Allen and Cletis Jones led FSU's assault, piling up a combined 176 yards on 37 carries.

Florida State scored its last touchdown on a one-yard run by Thomas, after the Seminoles used an 11-play, 88-yard drive to eat up all but 31 seconds of the fourth quarter clock. Thomas' two touchdown

The 1996 senior class was one of the most successful in Florida State football history. The group won five straight ACC titles, played in two national championship bowls, helped FSU win its first national title in 1993, compiled a five year record of 54-6-1 (the best of any FSU class) and set an ACC record with 28-straight ACC wins.

passes and running off the option earned him offensive MVP honors.

SCORE BY QUARTERS

	1	2	3	4	F
FSU	14	7	0	7	28
UNC	0	0	0	3	3

SCORING SUMMARY

FSU - Thompson 15 yd. pass from Thomas (Hall kick), 11:01
 FSU - Thompson 18 yd. pass from Thomas (Hall kick), 7:06
 FSU - Snipes 1 yd. run (Hall kick), 6:25
 UNC - Barwick 36 yd. field goal, 10:22
 FSU - Thomas 1 yd. run (Hall kick), :31

TEAM STATISTICS

	FSU	UNC
First Downs	23	16
Rushes - Yards	59-265	26-32
Passing Yards	99	166
Comp.-Att.-Int.	7-13-1	18-40-0
Plays-Total Offense	72-364	66-198
Punt Return Yards	9	0
Punts - Average	6-38.8	6-45.2
Fumbles - Lost	3-0	4-1
Interceptions - Yards	0-0	1-0
Penalties - Yards	6-34	7-60
Time of Possession	33:48	26:12
Third Down Cov.	7-13	2-14

INDIVIDUAL STATISTICS

RUSHING: FSU - Allen 17-97, Jones 20-79, Thomas 13-41, Snipes 8-37, Hester 1-11; UNC - Horton 9-30, Anthony 9-27, Littlejohn 2-5, Jones 1-(-2), Griffin 1-(-9), Stankavage 4-(-19).
PASSING: FSU - Thomas 7-13-1; UNC - Stankavage 17-39-0, Anthony 1-1-0.

RECEIVING: FSU - Panton 3-48, Thompson 2-33, Allen 2-18; UNC - Winfield 4-55, Franklin 3-34, Anthony 3-17, Horton 3-11, Smith 2-21, Stankavage 1-16, Griffin 1-11, Littlejohn 1-1.

1984 CITRUS BOWL Florida State 17 Georgia 17

ORLANDO, Fla. (Dec. 21, 1984) — Florida State's ninth blocked punt of the season led to a late score and enabled FSU to escape with a 17-17 tie with Georgia in front of 51,821 fans in the Florida Citrus Bowl.

Leading 17-9 with 3:58 left, Georgia punter Chip Andrews dropped back to receive the snap when FSU's Lenny Chavers burst through the middle of the Bulldog line to block the punt. Special teams phenom Joe Wessel scooped up the loose ball and returned it 14 yards for his fourth touchdown of the season off a blocked kick.

Florida State fell behind 14-0 at the half, and needed the blocked punt to earn the tie. The Bulldogs had taken control in the second quarter, scoring on runs of two and four yards by running back Lars Tate, who gained 75 yards and was named Offensive Player of the Game.

Tate's second touchdown was set up by cornerback Kevin Harris, who picked off an Eric Thomas pass and returned it

18 yards to the FSU 13 with 1:22 remaining in the first half.

Florida State got on track early in the third quarter, marching 67 yards with the second half kickoff to set up a 32-yard field goal by Derek Schmidt.

The Seminoles' next score came with 14:12 left in the game when Tony Smith, who finished the day with 68 yards on 10 carries, scored from the one.

Held to 134 yards of total offense, Georgia scored its only points of the second half on a 36-yard field goal by Kevin Butler in the fourth quarter. The FSU defense was led by linebacker Henry Taylor and safety Billy Allen, both of whom registered 11 tackles.

While the defense had success stopping the Georgia offensive attack, Florida State's offense sputtered throughout the game.

Georgia did mount a late scoring threat when it took possession of the ball on the Florida State 46-yard line with 21 seconds left. After two incomplete passes, the Bulldogs lined up to attempt a 70-yard field goal by All-American Butler, whose attempt fell just short as time expired.

SCORE BY QUARTERS

	1	2	3	4	F
FSU	0	0	3	14	17
Georgia	0	14	0	3	17

SCORING SUMMARY


UGA - Tate 4 yd. run (Butler kick), 5:26
 UGA - Tate 2 yd. run (Butler kick), 1:08
 FSU - Schmidt 32 yd. field goal, 10:26
 FSU - Smith 1 yd. run (Thomas run failed), 14:21
 UGA - Butler 36 yd. field goal, 12:10
 FSU - Wessel 14 yd. punt return (Holloman run), 3:58

TEAM STATISTICS

	FSU	UGA
First Downs	18	15
Rushes - Yards	42-161	49-189
Passing Yards	85	178
Comp.-Att.-Int.	10-27-2	9-18-1
Plays-Total Offense	69-246	67-367
Punt Return Yards	62	4
Punts - Average	8-38.6	8-37.1
Fumbles - Lost	3-1	5-1
Interceptions - Yards	1-0	2-18
Penalties - Yards	8-65	6-42
Time of Possession	30:51	29:09
Third Down Cov.	2-12	2-14

INDIVIDUAL STATISTICS

RUSHING: FSU - Thomas 11-(-21), Snipes 8-60, Cl. Jones 10-40, Smith 10-65, Ce. Jones 1-5, Hester 2-12; UGA - T. Williams 3-(-14), J. Jackson 7-36, Gary 6-19, Tate 11-75, Smith 8-22, T. Jackson 12-46, S. Williams 2-5.
PASSING: FSU - Thomas 10-26-2, H. Jones 1-0-0; UGA - T. Williams 2-2-0, J. Jackson 7-16-1.
RECEIVING: FSU - Hester 3-26, Carter 2-15, Smith 1-10, Ce. Jones 1-10, H. Jones 2-11, Panton 1-13; UGA - Archie 2-41, Hockaday 1-8, Lane 2-64, S. Williams 2-45, Clincy 1-19, T. Jackson 1-1.



Freshman quarterback Chip Ferguson led FSU to a 34-23 win over Oklahoma State in the 1985 Gator Bowl. The win launched an NCAA record 11-game winning streak.

1985 GATOR BOWL Florida State 34 Oklahoma State 23

JACKSONVILLE, Fla. (Dec. 30, 1985) — Freshman quarterback Chip Ferguson threw for 338 yards and a pair of touchdowns, and Tony Smith added 201 yards rushing as Florida State rolled over Oklahoma State, 34-23, in the 41st Annual Gator Bowl.

FSU, which entered the game minus its top three receivers, fooled Oklahoma State by throwing on 15 of its first 20 plays. Derek Schmidt field goals of 23 and 39 yards, and a 39-yard touchdown catch by Herb Gainer sandwiched in between, gave FSU a 13-0 halftime lead.

Oklahoma State got on the scoreboard immediately following the intermission when a 63-yard drive ended in a 33-yard field goal by Brad Dennis.

Ferguson, who was named the game's MVP, went back to the air, taking the Seminoles 73 yards on the next series before handing off to senior fullback Cletis Jones for a three-yard touchdown run. An interception by Deion Sanders gave the ball back to FSU, and Ferguson used just five plays before hitting Gainer with a 19-yard touchdown pass. That made the score 27-3, Florida State.

Oklahoma State didn't give up with Cowboy quarterback Ronnie Williams passing 29 yards to All-America tailback Thurman Thomas for an OSU TD. Following a Ferguson fumble, Williams handed off to Thomas, who threw back to the quarterback for a 12-yard touchdown that closed the score to 27-17.

Early in the fourth quarter, Ferguson scored from one yard out to give the Seminoles a 17-point cushion. The Cowboys added a late touchdown on a 31-yard pass from Williams to Hart Lee Dykes.

Sophomore wide receiver Randy White, who had never caught a pass at FSU; grabbed four first half passes for 87 yards while Gainer, who had caught just five during the regular season, hauled in seven for 148 yards and two TDs. Smith's 201 rushing yards came on 24 carries.

The Seminole defense held the heralded Thomas in check the entire game, limiting him to 97 yards on 26 attempts.

Florida State finished the season with a 9-3 record.

SCORE BY QUARTERS

	1	2	3	4	F
FSU	3	10	14	7	34
OSU	0	0	17	6	23

SCORING SUMMARY

FSU - Schmidt 23 yd. field goal, 2:28
 FSU - Gainer 39 yd. pass from Ferguson (Schmidt kick), 2:31
 FSU - Schmidt 39 yd. field goal, :02
 OSU - Dennis 33 field goal, 9:46
 FSU - C. Jones 3 yd. run (Schmidt kick), 6:02
 FSU - Gainer 19 yd. pass from Ferguson (Schmidt kick), 4:57
 OSU - Thomas 29 yd. pass from Williams (Dennis kick), 2:52
 OSU - Williams 12 yd. pass from Thomas (Dennis kick), 1:19
 FSU - Ferguson 1 yd. run (Schmidt kick), 10:43
 OSU - Dykes 31 yd. pass from Williams (Williams pass failed), :10

TEAM STATISTICS

	FSU	OSU
First Downs	31	23
Rushes - Yards	41-231	35-106
Passing Yards	338	263
Comp.-Att.-Int.	20-43-2	22-44-2
Plays-Total Offense	84-569	79-369
Punt Return Yards	25	20
Punts - Average	4-47.5	7-35.9
Fumbles - Lost	3-2	1-0
Interceptions - Yards	2-45	1-0
Penalties - Yards	9-110	3-27
Time of Possession	28:11	31:49
Third Down Conv.	6-16	6-18

INDIVIDUAL STATISTICS

RUSHING: FSU - Ferguson 6(-4), T. Smith 24-201, Floyd 2-8, Ross 2-7, C. Jones 6-18, R. White 1-1; OSU - Williams 6(-3), Thomas 26-97, Timmons 2-11, Dykes 1-1.

PASSING: FSU - Ferguson 20-43-1; OSU - Williams 21-43-2, Thomas 1-1-0.

RECEIVING: FSU - R. White 4-87, Gainer 7-148, T. Smith 2-8, P. Carter 5-81, Panton 1-10, Brown 1-4; OSU - Riley 3-49, Wemer 4-30, Dillard 2-13, Luper 1-11, Thomas 3-44, Williams 1-12, Dykes 8-104.

1986 ALL-AMERICAN BOWL Florida State 27 Indiana 13

BIRMINGHAM, Ala. (Dec. 31, 1986) — Tail-back Sammie Smith rushed for 205 yards and two touchdowns as Florida State claimed a 27-13 win over Indiana in the 10th Annual All-American Bowl.

Indiana was its own worst enemy, missing four scoring opportunities inside the FSU 31-yard line. The Hoosiers gained 383 yards to the Seminoles' 342 and held onto the ball almost 15 minutes longer than FSU.

Indiana scored first in the game. After driving 60 yards in 13 plays, Pete Stoyanovich kicked a 35-yard field goal to give his team a 3-0 lead.

FSU turned to Smith, a redshirt freshman. He ran for 28 yards on four carries and caught a pass for seven more as the Seminoles moved down the field. His four-yard touchdown run capped the drive. Derek Schmidt's PAT was blocked and FSU took a 6-3 lead.

Florida State picked up another touchdown before the half when Smith scored on a nine-yard romp. The Seminoles carried that 13-3 lead into intermission.

FSU made it 20-3 on the first possession of the second half. Smith ran three times for 20 yards and the Holloman brothers did the rest. The drive was sparked by a 36-yard reverse by Darrin, while senior Tanner collected 15 yards, including eight on a touchdown run.

IU came right back, but Stoyanovich missed a third FG, this time from 49 yards out. The Hoosier defense continued to hold the Seminoles, and late in the third period, Indiana made an attempt to get back into the game. Fullback Andre Powell closed the gap to 20-10 with a two-yard plunge at the 1:19 mark.

Following an interception in the opening minutes of the fourth period, Indiana drove 56 yards on seven plays and Stoyanovich's 30-yard field goal closed the score to 20-13.

FSU marched right back behind a handful of carries by Smith that netted 44 yards, with Tanner Holloman scoring on a 10-yard run.

For his performance, Smith was awarded the MVP trophy and the Seminoles finished the season with a 7-4-1 record.

SCORE BY QUARTERS

	1	2	3	4	F
FSU	6	7	7	7	27
Indiana	3	0	7	3	13

SCORING SUMMARY

IND - Stoyanovich 35 yd. field goal, 7:38
 FSU - Smith 4 yd. rush (Schmidt kick failed), 4:12
 FSU - Smith 9 yd. rush (Schmidt kick), 11:57
 FSU - Holloman 8 yd. run (Schmidt kick), 12:04
 IND - Powell 2 yd. rush (Stoyanovich kick), 1:27
 IND - Stoyanovich 30 yd. field goal, 7:09
 FSU - Holloman 10 yd. run (Schmidt kick), 2:56

TEAM STATISTICS

	FSU	IND
First Downs	20	23
Rushes - Yards	39-288	53-215
Passing Yards	54	168
Comp.-Att.-Int.	6-14-1	11-25-1
Plays-Total Offense	53-342	78-383
Punt Return Yards	12	7
Punts - Average	2-35	2-35
Fumbles - Lost	2-1	1-0

Robert Urich, an actor and former FSU football player, was one of the first to join the FSU Varsity Club's effort to finance and establish membership in the new Varsity wing of Doak Campbell Stadium. The new facility is open only to former Seminole varsity athletes who join the Varsity Club and hosts receptions on gameday weekends as well as housing a number of private seats in the beautifully appointed box.

Interceptions - Yards	1-6	1-0
Penalties - Yards	6-50	10-88
Time of Possession	22:41	37:19
Third Down Cov.	1-3	6-14

INDIVIDUAL STATISTICS

RUSHING: FSU - Smith 25-205, Williams 3-6, Fells 2-0, Floyd 1-7, D. Holloman 2-34, T. Holloman 6-36; **IND-** Thompson 28-127, Powell 6-38, Kramme 13-21, Sweazy 1-3, Polce 5-26.

PASSING: FSU - McManus 6-14-1; **IND-** Kramme 11-25-1.

RECEIVING: FSU - Smith 1-6, Gainer 1-19, O'Malley 2-20, P. Carter 2-9; **IND-** Jones 1-11, Lilija 2-44, Jordan 1-7, Dawsey 5-74, Buford 2-32.

1988 FIESTA BOWL Florida State 31 Nebraska 28

TEMPE, Ariz. (Jan. 1, 1988)—Florida State quarterback Danny McManus hit wide receiver Ronald Lewis for a touchdown on fourth-and-15 late in the fourth quarter as FSU bounced back to win the Fiesta Bowl over Nebraska, 31-28.

Nebraska struck quickly on a three-yard run by tailback Keith Jones and a 52-yard punt return by Dana Brinson to open the game. At the end of one, Florida State trailed 14-0.

FSU scored 21 points in the second quarter after abandoning the run and turning to the hot hand of McManus, who was named the game's offensive MVP. When it was over, McManus had broken Fiesta Bowl records for passes attempted (51) and yards passing (375).

The second quarter was all Garnet and Gold. Deion Sanders' interception of a Steve Taylor pass gave the Seminoles the football at the Husker 40. Six plays later, Herb Gainer snagged the first of his two TDs, this one a 10-yarder.

The Florida State defense continued to tighten. Paul McGowan's fumble recovery gave the ball back to the offense. Seventy-five yards later, McManus handed off to Dayne Williams for a one-yard touchdown run.

Florida State scored on its third consecutive possession with 44 seconds left in the half. McManus connected with Gainer from 25 yards out, and the Seminoles enjoyed a 21-14 lead.

The Huskers evened the score at 21 when they took the second half kickoff and marched 77 yards, Taylor scoring from the two. The Seminoles then took a 24-21 lead on Derek Schmidt's 32-yard field goal. With 40 seconds left in the third period, fullback Tyreese Knox put Nebraska back on top with a four-yard run.

The fourth period proved to be the culmination of an exciting afternoon for

the crowd of 72,112 in Sun Devil Stadium. Nebraska's offense drove the field, using six minutes of clock time as the game wound down. Camped at the Tribe two on second-and-goal, the Huskers were set to deal the final blow. But as Knox got the handoff, the ball popped loose and FSU's Eric Hayes recovered.

With 6:58 left, McManus needed a touchdown for a Florida State win. Starting from the FSU three, the senior led his team down to the Nebraska two — the big play coming on a 43-yard pass to tailback Dexter Carter. A dead ball foul pushed the Seminoles back to the 18. Two plays later, McManus faced fourth-and-goal from the 15. He hit Lewis on the square-in pattern for the winning touchdown.

Florida State finished the season 11-1 and was voted runnerup in both the Associated Press and United Press International polls.

SCORE BY QUARTERS

	1	2	3	4	F
FSU	0	21	3	7	31
Nebraska	14	0	14	0	28

SCORING SUMMARY

NEB - Jones 3 yd. run (Brennan kick), :19
 NEB - Brinson 52 yd. punt return (Brennan kick), :00
 FSU - Gainer 10 yd. pass from McManus (Schmidt kick), 1:45
 FSU - D. Williams 4 yd. run (Schmidt kick), 2:38
 FSU - Gainer 25 yd. pass from McManus (Schmidt kick), 1:58
 NEB - Taylor 2 yd. run (Brennan kick), 3:19
 FSU - Schmidt 32 yd. field goal, 3:52
 NEB - Knox 4 yd. run (Brennan kick), 3:42
 FSU - Lewis 15 yd. pass from McManus (Schmidt kick), 3:51

TEAM STATISTICS

	FSU	NEB
First Downs	26	20
Rushes - Yards	29-82	54-242
Passing Yards	375	142
Comp.-Att.-Int.	28-51-1	7-14-1
Plays-Total Offense	80-457	68-384
Punt Return Yards	12	89
Punts - Average	4-29.5	4-35.5
Fumbles - Lost	2-1	4-2
Interceptions - Yards	1-3	1-35
Penalties - Yards	2-20	9-78
Time of Possession	31:07	28:53
Third Down Cov.	9-17	4-11

INDIVIDUAL STATISTICS

RUSHING: FSU - S. Smith 9-28, McManus 5-26, D. Williams 3-5, D. Carter 4-4, Bennett 7-16, Butts 1-3; **NEB-** Jones 15-80, Heibel 3-7, Taylor 20-75, Carpenter 1-2, Brinson 2-16, Knox 13-62.

PASSING: FSU - McManus 28-51-1; **NEB-** Taylor 7-14-1.

RECEIVING: FSU - D. Williams 1-7, P. Carter 5-54, Bennett 4-47, Butts 1-7, Gainer 5-89, R. Lewis 4-59, D. Carter 4-89, S. Smith 1-5, Dawsey 1-17, Anthony 2-29; **NEB -** Banderas 1-48, Gregory 3-49, Millikan 2-32, Heibel 1-13.

1989 SUGAR BOWL Florida State 13 Auburn 7

NEW ORLEANS, La. (Jan. 2, 1989)—Sammie Smith rushed for 115 yards on 24 carries and All-American Deion Sanders intercepted a pass in the end zone on the game's final play to give Florida State a 13-7 victory over SEC champion Auburn in the 55th Annual Sugar Bowl.

The victory, before an ABC national television audience, gave FSU an 11-game win streak and a No. 3 final ranking. It also marked the seventh consecutive bowl championship for FSU.

Florida State scored 10 points in the first quarter, and it would be enough for the Seminole defense. FSU limited the Tigers to 108 yards on the ground and 270 total yards. The Tribe recovered a pair of fumbles and grabbed three interceptions, including Sanders' game-saver.

Smith powered the Florida State offense early with 73 yards in the first half. He earned the Miller-Digby Award as the game's Most Valuable Player and became the first back to gain over 100 yards on Auburn's defense in 25 games.

Florida State opened the game with an impressive 84-yard drive. Smith gained 50 yards as the Tribe surprised Auburn by running the ball up the middle. Dayne Williams got the touchdown on a two-yard run at 9:48 of the first quarter.

After a Stan Shiver interception, FSU's Bill Mason added a 35-yard field goal to give the Seminoles a 10-0 lead. Following a fumble recovery, Florida State drove to the Auburn two, where a fake field goal attempt failed.

The next time the Seminoles got the ball, after a Dedrick Dodge interception, FSU capitalized by driving 24 yards in eight plays for a 31-yard Mason field goal.

The teams exchanged punts on their next possessions before Auburn drove for its lone score of the game. The Tigers took the ball on their own 49 and Reggie Slack threw a 20-yard touchdown pass to Walter Reeves to bring Auburn within six at 13-7.

It was as close as Auburn would get. In fact, neither team would score again as defense dominated the second half.

As the fourth period began, FSU was on the Auburn one following a 68-yard drive. On third-and-goal, Chip Ferguson's lateral to Sammie Smith got away and Auburn recovered. The Tigers turned around and drove to the FSU 15-yard line.

On fourth-and-nine from FSU's 15, Howard Dinkins pressured Slack and he was called for intentional grounding. After a Seminole punt pinned Auburn at its own four with 3:28 to go, the Tigers put together a last-ditch drive to win the game.

With Slack completing passes to re-

1 9 9 7 R E C O R D B O O K

ceivers Reeves, Lawyer Tillman and Freddy Weygand, the Tigers converted on fourth down three times. But on third-and-10 from the FSU 22 and five seconds remaining, Auburn went at FSU's All-American once too often. Sanders picked off Slack's pass in the end zone, and Florida State had its first Sugar Bowl victory.

SCORE BY QUARTERS

	1	2	3	4	F
FSU	10	3	0	0	13
Auburn	0	7	0	0	7

SCORING SUMMARY

FSU - D. Williams 2 yd. run (Andrews kick), 9:48
 FSU - Mason 35 yd. field goal, 5:57
 FSU - Mason 31 yd. field goal, 11:00
 AUB - Reeves 20 yd. pass from Slack (Lyle kick), 4:09

TEAM STATISTICS

	FSU	AUB
First Downs	21	18
Rushes - Yards	47-148	36-108
Passing Yards	157	162
Comp.-Att.-Int.	14-27-1	19-33-3
Plays-Total Offense	74-305	69-270
Punt Return Yards	0	25
Punts - Average	4-35	4-35.8
Fumbles - Lost	2-1	3-2
Interceptions - Yards	3-11	1-13
Penalties - Yards	6-45	5-65
Time of Possession	33:35	26:25
Third Down Cov.	6-16	1-12

INDIVIDUAL STATISTICS

RUSHING: FSU - S. Smith 24-115, Ferguson 6(-19), D. Williams 7-16, Carter 7-25, Floyd 1-5, Dawsey 1-0, Butts 1-6; AUB - Danley 19-68, Harris 4-6, Joseph 8-47, Slack 4(-9), Weygand 1(-4).
PASSING: FSU - Ferguson 14-26-1, Johnson 0-1-0; AUB - Slack 19-33-3.
RECEIVING: FSU - Anthony 3-47, O'Malley 2-31, Dawsey 2-10, D. Carter 3-25, D. Williams 2-20, Johnson 1-16, Butts 1-8; AUB - Taylor 5-35, Reeves 2-37, Weygand 3-40, Danley 5-2, Tillman 4-48.

1990 FIESTA BOWL Florida State 41 Nebraska 17

TEMPE, Ariz. (Jan. 1, 1990) — Peter Tom Willis, the game's Offensive Most Valuable Player, threw for five touchdowns and 422 yards to lead Florida State to its second Fiesta Bowl win over the Nebraska Cornhuskers, 41-17.

Nebraska came on strong in the first quarter with a 69-yard touchdown drive. Capped by a Gerry Gdowski-to-Brian Gregory pass, the drive took only 3:41.

Florida State followed with a

march that ended in a missed 37-yard field goal by Bill Mason. Three plays later, Nebraska fumbled, but the Seminoles could not capitalize on Errol McCorvey's recovery.

Kevin Grant's interception at the Nebraska 37-yard line provided another scoring chance for FSU, but at the top of the second quarter, Richie Andrews' 39-yard field goal attempt missed to the left.

In the second quarter, Willis completed 12-of-14 passes for 210 yards and three touchdowns as the Seminoles built a 21-10 halftime lead. The first drive began with Odell Haggins' fumble recovery. Two plays later, Willis' pass to Terry Anthony tied the score at seven.

Nebraska followed with a 62-yard kick return and a 39-yard field goal to take a 10-7 lead.

After a Florida State fourth down conversion try failed and Nebraska missed a field goal, the Seminoles took the lead for good on a five-yard touchdown pass from Willis to Reggie Johnson.

With 24 seconds left in the first half, Willis struck again with a 10-yard pass to Dexter Carter to put FSU up 21-10.

Florida State continued the flood in the third quarter. Willis' passing and spectacular catching by the FSU receivers — Anthony caught six passes for 88 yards, Ronald Lewis five for 106 yards and Lawrence Dawsey four for 66 — helped the Seminoles to three third quarter touchdowns and a 41-10 lead.

After Paul Moore scored on a one-yard run, Willis connected with Johnson for the second time. Next came a 24-yard pass to Anthony to give the Seminoles their sixth touchdown of the game.

The win was Florida State's 10th straight after an 0-2 start to the 1990 season. FSU finished with its third straight Top Three ranking.

SCORE BY QUARTERS

	1	2	3	4	F
FSU	0	21	20	0	41
NEB	7	3	0	7	17

SCORING SUMMARY

NEB - Gregory 9 yd. pass from Gdowski (Barrios kick), 11:19
 FSU - Anthony 14 yd. pass from Willis (Andrews kick), 13:42
 NEB - Drennan 39 yd. field goal, 12:15
 FSU - R. Johnson 5 yd. pass from Willis (Andrews kick), :57
 FSU - Carter 10 yd. pass from Willis (Andrews kick), :24
 FSU - Moore 1 yd. run (Andrews kick), 5:59
 FSU - R. Johnson 8 yd. pass from Willis (Andrews kick), 3:37
 FSU - Anthony 24 yd. pass from Willis

(Andrews kick), :02
 NEB - Joseph 2 yd. run (Drennan kick), 1:16

TEAM STATISTICS

	FSU	NEB
First Downs	18	18
Rushes - Yards	24-72	46-115
Passing Yards	422	207
Comp.-Att.-Int.	25-41-0	15-26-2
Plays-Total Offense	65-494	72-322
Punt Return Yards	0	5
Punts - Average	3-35.7	3-34.3
Fumbles - Lost	0-0	5-3
Interceptions - Yards	2-42	0-0
Penalties - Yards	13-135	6-48
Time of Possession	27:30	32:30
Third Down Cov.	7-16	7-18

INDIVIDUAL STATISTICS

RUSHING: FSU - D. Carter 13-72, Bennett 3-3, Moore 4-3, Willis 1(-8), Dawsey 1(-4), Lee 2-6; NEB - Clark 16-86, Gdowski 12-1, Bell 1-2, Carpenter 3-6, Flowers 4-25, Washington 1(-4), Hughes 1(-2), Joseph 4(-2), Rogers 4-3.
PASSING: FSU - Willis 25-40-0, Weldon 0-1-0; NEB - Joseph 1-2-0, Gdowski 13-23-2, Stigge 1-1-0.
RECEIVING: FSU - Lewis 5-106, R. Johnson 3-27, Dawsey 4-66, Anthony 6-88, D. Carter 3-47, Baker 2-49, Bennett 1-30, Lee 1-9; NEB - Dowse 1-41, Gregory 4-67, Bell 3-46, Carpenter 2-6, Bostick 3-27, Garrett 1-15, Hughes 1-5.

1990 BLOCKBUSTER BOWL Florida State 24 Penn State 17

MIAMI, Fla. (Dec. 28, 1990) — In a game that pitted college football's winningest active coaches, FSU quarterback Casey Weldon completed 22-of-36 passes for 248 yards to lead the Seminoles to a 24-17 victory over Penn State in the inaugural Blockbuster Bowl. The victory pushed Florida State to a number four final ranking.

After scoring on a 41-yard Richie Andrews field goal on the game's first drive, Terrell Buckley's thrilling 39-yard punt return put the Seminoles on the Penn State 17-yard line minutes later. Four plays later, Florida State scored the first touchdown of the game on a one-yard run by Amp Lee. Lee was named the game's Most Valuable Player with 86 yards on 21 carries and a pair of scores.

Following unsuccessful drives by both Penn State and FSU, PSU quarterback Tony Sacca launched a 56-yard touchdown pass to David Daniels for the Nittany Lions' first score.

Florida State trailed Nebraska 16-15 with 1:16 left in the 1993 National Championship showdown at the Orange Bowl. With just 21 seconds remaining, true freshman Scott Bentley nailed a 22-yard field goal, his fourth of the game, to give the Seminoles an 18-16 win and its first national title.

Florida State's lead increased 1:32 into the second quarter when Lee ran for his second touchdown of the game, this one from seven yards out. The score remained 17-7 until the third quarter.

Florida State started the third period with a drive that ended in a Nittany Lion interception at the Penn State 18-yard line. Twelve plays later, PSU kicker Craig Fayak gave the Nittany Lions their sole score of the third quarter with a 32-yard field goal. The Seminoles came back quickly. Weldon ran five yards for FSU's final score after a 58-yard drive.

The Nittany Lions and Seminoles exchanged punts before Penn State came back. Following a 62-yard drive, Terry Smith scored on a 37-yard pass from reserve QB Tom Bill as PSU closed to within seven with six minutes left in the game.

The final six minutes would provide some anxious moments for Seminole fans as the Nittany Lions gained momentum with Bill at the helm.

But both defenses held in the final minutes. After an exchange of punts, FSU's John Davis cemented the victory with a leaping interception at the Florida State one. The Seminoles were able to run out the clock after that to hand the Nittany Lions their first loss in nine games.

SCORE BY QUARTERS

	1	2	3	4	F
FSU	10	7	7	0	24
PSU	7	0	3	7	17

SCORING SUMMARY

FSU - Andrews 41 yd. field goal, 10:47
 FSU - Lee 1 yd. run (Andrews kick), 8:20
 PSU - Daniels 56 yd. pass from Sacca (Fayak kick), 1:13
 PSU - Fayak 32 yd. field goal, 7:32
 FSU - Weldon 5 yd. run (Andrews kick), 3:51
 PSU - T. Smith 37 yd. pass from Bill (Fayak kick), 6:27

TEAM STATISTICS

	FSU	PSU
First Downs	19	17
Rushes - Yards	39-152	31-122
Passing Yards	248	278
Comp.-Att.-Int.	22-36-2	15-32-3
Plays-Total Offense	75-400	62-403
Punt Return Yards	43	72
Punts - Average	7-37.6	6-36.3
Fumbles - Lost	0-0	2-0
Interceptions - Yards	3-2	2-19
Penalties - Yards	4-35	6-46
Time of Possession	33:47	26:13
Third Down Cov.	6-16	2-11

INDIVIDUAL STATISTICS

RUSHING: FSU - Lee 21-86, Weldon 6-22, Dawsey 1-0, Bennett 7-30, Moore 1-12, Jackson 1-2; PSU - Brown 14-46, Thompson 8-33, Smith 1-13, Sacca 6-28, Fayak 1-0, Bill 1-2.
PASSING: FSU - Weldon 22-36-2; PSU - Sacca 12-25-2, Bill 3-7-1.
RECEIVING: FSU - R. Johnson 2-34, Lee 5-32, Dawsey 8-107, Bennett 4-49, Moore 1-3, Roberts 1-6, Baker 1-17; PSU - Daniels 7-154, Smith 5-100, Thompson 2-10, T. Thomas 1-14.

1992 COTTON BOWL Florida State 10 Texas A&M 2

DALLAS, Texas (Jan. 1, 1992) — The Seminoles won the Cotton Bowl with a mix of feisty defense and ball control offense which highlighted the rushing of sophomore Sean Jackson. After consecutive losses to Miami and Florida to end the regular season, the Seminoles rebounded to defeat ninth-ranked Texas A&M, 10-2.

Jackson ably took over the starting tailback job, running for 119 yards on 27 carries and was named the game's offensive MVP.

Rainy and cold weather conditions caused a turnover-filled game that turned into a defensive struggle. There were a Cotton Bowl record 13 turnovers in all, eight by the Aggies and five by Florida State. Texas A&M was especially plagued by ball-handling woes, fumbling six times and throwing two interceptions.

Ironically, Texas A&M's first fumble resulted in its only points of the game. When Aggie running back Greg Hill fumbled out of bounds deep in Seminole territory, the FSU offense was forced to take over on its own two-yard line. One play later, Quentin Coryatt caught FSU quarterback Casey Weldon in the end zone for a safety.

The Aggies' two-point lead held for most of the half until Dallas native Clifton Abraham recovered an Aggie fumble at midfield. Seven plays later, Weldon faked a handoff and rolled around the right end for a five-yard touchdown run.

The second half was a carbon copy of the first with both teams trying to hang onto the ball in the wet conditions. The FSU defense continued to harass the Aggie offense, caused five fumbles in the second half. Florida State held A&M to 180 yards of total offense for the game.

The Aggie defense was also dominating, allowing the Seminoles just one more score in the game, a 27-yard field goal by Gerry Thomas with 2:40 left in the fourth quarter. Florida State won its 11th game of the year and finished the season ranked fourth in the nation.

SCORE BY QUARTERS

	1	2	3	4	F
FSU	7	0	0	3	10
TAM	2	0	0	0	2

SCORING SUMMARY

TAM - Weldon tackled in endzone for Safety, 10:09
 FSU - Weldon 4 yd. run (Thomas kick), 2:08
 FSU - Thomas 27 yd. field goal, 2:40

TEAM STATISTICS

	FSU	TAM
First Downs	17	12
Rushes - Yards	48-188	42-123

Passing Yards	92	57
Comp.-Att.-Int.	14-32-4	6-24-2
Plays-Total Offense	80-280	66-180
Punt Return Yards	16	8
Punts - Average	8-43.3	9-39.7
Fumbles - Lost	3-1	7-6
Interceptions - Yards	2-0	4-47
Penalties - Yards	11-77	6-50
Time of Possession	33:59	26:01
Third Down Cov.	3-17	0-12

INDIVIDUAL STATISTICS

RUSHING: FSU - Jackson 27-119, Bennett 11-47, McMillan 2-16, Baker 1-14, Weldon 7-8; TAM - Hill 14-71, Richardson 9-5, Carter 7-22, McAfee 5-19, Simmons 4-19, Thomas 2-4, Biggens 1-9.
PASSING: FSU - Weldon 14-32-4; TAM - Richardson 6-24-2.
RECEIVING: FSU - Baker 4-44, Jackson 3-20, McCorvey 2-20, Johnson 2-19, Frier 1-5, Bennett 2-16; TAM - Hill 2-17, Harrison 2-27, Mathews 1-10, Mitchell 1-3.

1993 ORANGE BOWL Florida State 27 Nebraska 14

MIAMI, Fla. (Jan. 1, 1993) — The Orange Bowl provided the perfect setting for a reunion. After all, the bowl itself was one Florida State had not visited since 1981, and FSU had never won the game. In addition, the matchup between Big Eight champ Nebraska and Florida State provided a chance for the two teams to get reacquainted.

Before the coin toss, the outcome seemed a foregone conclusion. Nobody, including the Nebraska school newspaper, believed the Cornhuskers stood a chance against Charlie Ward and Florida State's high-powered offense, while the FSU defense appeared up to the challenge of stopping Nebraska's "We-Backs".

By the second quarter, the foundation of a rout had been built. The Tribe scored 20 unanswered points and the Cornhuskers were flailing in monsoon conditions that had hit the Orange Bowl. However, the torrential downpour affected FSU's style of play more, forcing the offense to replace the shotgun with a safer and slower I-formation rushing attack.

Florida State tallied its first points of the contest midway through the first quarter. After Nebraska hit a brick wall on a fourth-and-one attempt on an early drive, the Seminole offense got the ball on its own 24-yard line.

Charlie Ward quickly directed a drive to the Cornhusker 25. From there, the FSU signal-caller calmly hooked up with Tamarick Vanover for the first score of the game.

After an exchange of punts, an interception, and a missed field goal by Nebraska, FSU got going again. Vanover's 29-yard pickup on a reverse and Sean

1 9 9 7 R E C O R D B O O K

Jackson's 28-yard pass completion to Ward highlighted an FSU drive that resulted in a 40-yard field goal by Dan Mowrey. With 10:54 left in the half, the Tribe held a 10-point advantage.

A Nebraska mistake proved costly on the following series. Cornhusker quarterback Tommy Frazier attempted a late pitch. The ball sailed and FSU's Dan Footman recovered it on the two-yard line. Three plays later, Ward hit Kez McCorvey with a four-yard strike for a 17-0 FSU lead.

Mowrey added another field goal in the period, this one from 24 yards out. With a first half shutout looming, Nebraska went to the air. Frazier soon connected with Corey Dixon, who made a circus grab in the end zone for a 41-yard touchdown.

As the rain poured down, Florida State and Nebraska played a quiet final half, offensively. The two teams traded touchdowns, with the Seminoles putting the game away in the third quarter. At the end of an 85-yard, 16-play drive that took nearly eight minutes off the clock, Jackson rattled and rolled 11 yards into the end zone, giving the Tribe a 20-point lead once again.

The Cornhuskers put the last points on the board with 10 minutes left in the game. Tight end Gerald Armstrong snared a one-yard pass from Frazier.

Ward was named Florida State's Orange Bowl MVP with 210 yards of total offense and two touchdown passes. Jackson also had an excellent outing, gaining 101 yards on 17 carries and catching four passes for 61 yards. Jackson gained 73 of his 101 yards in the second half as he passed the 100-yard mark for the second consecutive bowl game.

SCORE BY QUARTERS

	1	2	3	4	F
FSU	7	13	7	0	27
Nebraska	0	7	0	7	14

SCORING SUMMARY

FSU - Vanover 25 yd. pass from Ward (Mowrey kick), 7:41
 FSU - Mowrey 40 yd. field goal, 10:54
 FSU - McCorvey 4 yd. pass from Ward (Mowrey kick), 9:22
 FSU - Mowrey 24 yd. field goal, 2:34
 NEB - Dixon 41 yd. pass from Frazier (Bennett kick), 1:03
 FSU - S. Jackson 11 yd. run (Mowrey kick), 4:52
 NEB - Armstrong 1 yd. pass from Frazier (Bennett kick), 10:24

TEAM STATISTICS

	FSU	NEB
First Downs	23	13
Rushes - Yards	48-221	34-144

Passing Yards	215	146
Comp.-Att.-Int.	16-31-1	10-22-2
Plays-Total Offense	79-436	56-290
Punt Return Yards	10	18
Punts - Average	6-35.8	4-44.8
Fumbles - Lost	3-0	5-1
Interceptions - Yards	2-0	1-12
Penalties - Yards	6-71	6-50
Time of Possession	36:53	23:07
Third Down Conv.	8-16	3-12

INDIVIDUAL STATISTICS

RUSHING: FSU - Jackson 17-101, McMillon 9-23, Floyd 4-5, Ward 14-23, Wimberly 1-19, Vanover 3-50; NEB - Jones 19-76, Lewis 3-19, Brown 4-13, Frazier 7-1, Dixon 1-35.

PASSING: FSU - Ward 15-30-1, Jackson 1-1-0; NEB - Frazier 10-21-2, Bell 0-1-0.

RECEIVING: FSU - Jackson 4-61, Baker 3-32, Vanover 3-40, McMillon 1-7, McCorvey 3-23, Ward 1-28, Ellison 1-24; NEB - Dixon 5-123, Hawkins 2-18, Jones 1-0, Armstrong 1-1, Muhammad 1-4.

1994 ORANGE BOWL Florida State 18 Nebraska 16

MIAMI, Fla. (Jan. 1, 1994) — The 60th Annual Orange Bowl game proved indeed to be a "Classic" as

the nation's top two teams battled to the last second for the 1993 National Championship. When Florida State kicker Scott Bentley's field goal with 21 seconds left in the game split the uprights and Cornhusker Byron Bennett's last second kick sailed wide left, the Seminoles stood as 18-16 victors over number one Nebraska.

Both teams started slow offensively, failing to score in the first quarter. In all, the teams combined for five punts and a missed field goal in the period. And while defense continued to dominate in the second stanza, FSU took a 3-0 lead on Bentley's 34-yard field goal after marching 63 yards. The big play in the FSU drive was a 31-yard pass from Charlie Ward to Kevin Knox, while a pass interference penalty on Nebraska gave Florida State a first down on third-and-six.

It took less than two minutes for the Cornhuskers to counter. When FSU's Devin Bush tipped a pass from Nebraska quarterback Tommie Frazier into the hands of receiver Reggie Baul, NU had a 34-yard touchdown completion and a 7-3 lead.

Florida State and Nebraska traded possessions before FSU was able to add another three. Seminole quarterback Ward showed the skills

FSU has played in 26 postseason bowls in just 50 years of intercollegiate football, posting a remarkable 16-8-2 record. Only eight schools have won more bowl games than Florida State.



Scott Bentley kicked four field goals including the game winner from 22 yards with just :21 left to give the Seminoles an 18-16 win over Nebraska and their first National Championship at the 1994 Orange Bowl.

that won him the Heisman Trophy, scrambling for 23 and passing for 39 of the 71 yards on the drive. Bentley nailed a 25-yard field goal with 22 seconds left and as the half ended, the heavily favored Tribe trailed, 7-6.

FSU regained the lead after taking the second half kickoff and driving 67 yards. Ward, the game's Most Valuable Player, set up William Floyd's 1-yard TD plunge with a 41-yard pass to Knox before his two-point conversion attempt fell incomplete. Nonetheless, the Seminoles took a 12-7 lead.

One possession later, FSU increased its lead. After taking over at its own 12, Florida State looked to junior fullback Floyd for a spark. He obliged with a career-long 34-yard run to the FSU 46-yard line. Six plays later, Bentley's third field goal of the night, this one from 39 yards out, put the Seminoles up 15-7 with 3:06 remaining in the third.

Nebraska held the ball for the rest of the quarter, and on the first play of the final period, Lawrence Phillips ran to the right for a 12-yard touchdown. A two-point conversion attempt to tie the game at 15 failed when Frazier was knocked out of bounds at the one.

Florida State was unable to advance past the Nebraska 45 on its next drive, so the Cornhuskers once again took over. Their march deep into Seminole territory came to a sudden end when Richard Coes intercepted a pass at the FSU nine. But the Seminoles went three and out, turning the ball over to the Cornhuskers with 4:39 left in the game.

Nebraska drove from its own 20 to the FSU 4 after Liss' 42-yard punt. Phillips ran for 17 yards on the first play of the drive, while Frazier gained 32 yards on another rush. But the Seminole defense stiffened from there. Three runs netted minus five yards and Bennett kicked a 27-yard three-pointer from the five, giving the 'Huskies a 16-15 lead with 1:16 to play.

Starting at the 35-yard line after Bennett's kickoff went out of bounds, Ward took over. Aided by a pair of penalties against Nebraska — a 15-yard late hit after a 21-yard Warrick Dunn pickup, and a 15-yard pass interference call — Ward led FSU to the Nebraska five with 21 seconds left. Bentley's 22-yard kick on second down sailed through the uprights and gave Florida State an 18-16 edge with 21 seconds left.

But Nebraska was not ready to call it a day. On second down from the Nebraska 43, Frazier completed a 29-yard pass to Trumane Bell. The Seminoles celebrated as time apparently expired on the play, but the Cornhuskers had called a time out with one second remaining. As Bennett's last second attempt sailed wide left, the Seminoles wrapped up their first 12-win season and earned Florida State's first football national championship.

SCORE BY QUARTERS

	1	2	3	4	F
FSU	0	6	9	3	18
Nebraska	0	7	0	9	16

SCORING SUMMARY

FSU - Bentley 34 yd. field goal, 7:54
 NEB - Baul 34 yd. pass from Frazier (Bennett kick), 5:59
 FSU - Bentley 25 yd. field goal, :29
 FSU - Floyd 1 yd. run (Ward pass incomplete), 12:50
 FSU - Bentley 39 yd. field goal, 3:06
 NEB - Phillips 12 yd. run (Frazier run failed), 14:55
 NEB - Bennett 27 yd. field goal, 1:16
 FSU - Bentley 22 yd. field goal, :21

TEAM STATISTICS

	FSU	NEB
First Downs	22	20
Rushes - Yards	24-47	44-183
Passing Yards	286	206
Comp.-Att.-Int.	24-43-0	13-25-2
Plays-Total Offense	67-333	69-389
Punt Return Yards	0	18
Punts - Average	6-45.2	7-38.4
Fumbles - Lost	0-0	2-0
Interceptions - Yards	2-21	0-0
Penalties - Yards	10-69	11-115
Time of Possession	27:03	32:57
Third Down Cov.	1-12	7-16

INDIVIDUAL STATISTICS

RUSHING: FSU - Jackson 8(-6), Floyd 7-53, Dunn 1-3, Ward 8(-3); NEB - Jones 9-28, Makovicka 2-7, Benning 5-5, Phillips 13-64, Frazier 14-77, Dixon 1-2.
PASSING: FSU - Ward 24-43-0; NEB - Frazier 13-24-2, Jones 0-1-0.
RECEIVING: FSU - Frier 5-46, McCorvey 5-70, Floyd 1(-7), Knox 5-99, Vanover 6-48, Dunn 2-30; NEB - Jones 1(-7), Muhammad 1-14, Johnson 3-40, Baul 1-34, Bell 4-75, Dixon 3-50.

1995 SUGAR BOWL

Florida State 23

Florida..... 17

NEW ORLEANS, La. (Jan. 2, 1995) — For the second consecutive game, Florida's secondary was dissected by FSU quarterback Danny Kanell while the Seminole defense sacked Danny Wuerffel five times as Florida State settled a regular season tie, winning "The Fifth Quarter in the French Quarter" 23-17 over the Florida Gators.

FSU tailback Warrick Dunn, playing in his home state, continued to riddle the Gator defense in earning Sugar Bowl MVP honors. The sophomore rushed 14 times for 58 yards, caught nine passes for 51 yards and threw a 73 yard touchdown pass.

On the game's second possession, Florida State began deep in their own territory at the 7-yard line. The Seminoles started this rematch where they left off the last game against the Gators, driving almost at will down the field. The Seminoles used a pair of Warrick Dunn

16-yard runs and a 41-yard pass from Danny Kanell to E.G. Green to the Gator 10-yard line to set up the game's first score. Unable to get the ball in the endzone, FSU settled for a Dan Mowrey 21-yard field goal giving the Seminoles a 3-0 lead with 7:20 remaining in the first quarter.

UF drove to the Florida State 4-yard line on their next possession before Derrick Brooks collared Wuerffel on a third down naked bootleg forcing Judd Davis to kick a 22-yard field goal tying the score 3-3 with 3:57 remaining in the opening quarter.

After Todd Rebol stripped the ball from UF's Fred Taylor and Sean Hamlet recovered at Florida State's 27-yard line, the Seminoles used a bit of trickery resulting in a touchdown which gave them the lead for good. Dunn, a high school quarterback, completed his first collegiate pass to Omar Ellison for a 73-yard touchdown strike in which Ellison outraced the UF secondary giving Florida State a 10-3 advantage with 14:25 remaining in the second quarter. Dunn's pass also set a short-lived record for the longest pass in Sugar Bowl history.

Florida State's defense then made another big play, this time stopping a Wuerffel 4th and 1 quarterback sneak giving the Seminoles possession on their own 28-yard line.

One play after Kanell completed a key 13-yard completion to Ellison on 3rd and 12, he hit an open Kez McCorvey for a 16-yard touchdown strike giving FSU a 17-3 lead with 7:47 left in the first half.

UF responded with an 82-yard touchdown strike from Wuerffel to Ike Hilliard on 3rd and 12 putting the Gators within seven with 6:07 left in the first half. Wuerffel's strike marked the third time in the game that the record for longest pass in Sugar Bowl history had been broken.

After another fumble recovery by Sean Hamlet at midfield, Kanell drove the Seminole offense to the 7-yard line resulting in a Mowrey 24-yard field goal giving FSU a 20-10 halftime lead.

Rock Preston continued Florida State's momentum by returning the second half kickoff 62 yards to the UF 30-yard line. Mowrey then kicked a career high 45-yard field goal giving Florida State a 23-10 lead one minute into the second half. Mowrey's third field goal of the night, also a career high, was the most by an FSU kicker since Scott Bentley kicked four field goals in last year's Orange Bowl.

Florida got back in the game in the fourth quarter after Wuerffel directed a 17-play, 80-yard drive culminating in a one yard quarterback sneak from Wuerffel bringing UF within six with 3:47 remaining.

UF's attempt of an onside kick rolled out of bounds, but the Gator defense held giving them one more chance from their

1 9 9 7 R E C O R D B O O K

own 19 with 2:27 remaining.

Derrick Brooks sealed the victory over the Gators by intercepting a Wuerffel pass and returning it to the UF 19 in the game's final minute.

Florida State's victory over Florida marked an NCAA record tenth straight bowl victory and thirteenth without a loss. Florida State also finished in the Top Five nationally an unprecedented eighth consecutive year.

SCORE BY QUARTERS

	1	2	3	4	F
FSU	3	17	3	0	23
Florida	3	7	0	7	17

SCORING SUMMARY

FSU - Mowrey 21 yd. field goal, 7:20
 UF - Davis 22 yd. field goal, 3:57
 FSU - Ellison 73 yd. pass from Dunn (Mowrey kick), 14:25
 FSU - McCorvey 16 yd. pass from Kanell (Mowrey kick), 7:47
 UF - Hilliard 82 yd. pass from Wuerffel (Davis kick), 6:07
 FSU - Mowrey 24 yd. field goal, :36
 FSU - Mowrey 45 yd. field goal, 13:57
 UF - Wuerffel 1 yd. run (Davis kick), 3:47

TEAM STATISTICS

	FSU	UF
First Downs	21	23
Rushes - Yards	30-76	29-5
Passing Yards	325	449
Comp.-Att.-Int.	24-41-0	30-43-1
Plays-Total Offense	71-401	72-454
Punt Return Yards	10	9
Punts - Average	4-39	3-45.7
Fumbles - Lost	0-0	2-2
Interceptions - Yards	1-5	0-0
Penalties - Yards	7-62	8-57
Time of Possession	27:56	32:04
Third Down Cov.	4-16	11-17

INDIVIDUAL STATISTICS

RUSHING: FSU - Dunn 14-58, Crockett 5-19, Preston 4-4, McMillon 1-1, Kanell 6-(-6); UF - Williams 10-27, Taylor 8-18, Kresser 1-(-7), Anthony 1-(-10), Wuerffel 9-(-23).

PASSING: FSU - Kanell 23-40-0, Dunn 1-1-0; UF - Wuerffel 28-39-1, Kresser 1-2-0, Williams 0-1-0, Anthony 1-1-0.

RECEIVING: FSU - Dunn 9-51, McCorvey 4-84, Ellison 4-102, E. Green 4-74, Crockett 1-(-2), Messam 1-12, Preston 1-4; UF - Anthony 8-57, J. Jackson 6-128, Taylor 3-33, Williams 3-14, Doering 3-47, Hill 3-34, Hilliard 3-119, Bilkie 1-17.

1996 ORANGE BOWL

Florida State 31
Notre Dame 26

MIAMI, Fla. (Jan. 1, 1996) — Danny Kanell threw two fourth quarter touchdown passes to lead

Florida State to a 31-26 come-from-behind win over Notre Dame in the final Orange Bowl game played in the historic stadium.

Kanell hit E.G. Green with an 11-yard scoring strike, then flipped a 3-yard touchdown pass to Andre Cooper with 6:09 left in the game to give the Seminoles an NCAA record 11th straight bowl win and a top four finish in the AP poll for a record ninth straight season.

Florida State's offense tested the Fighting Irish through the air and on the ground. Kanell completed 20 of 32 passes for 290 yards and four touchdowns, while Warrick Dunn rushed for 151 yards on 22 carries. However, it would take a dramatic fourth quarter comeback to give the Seminoles the win.

Notre Dame opened the scoring in the first quarter with a perfect 39-yard scoring strike from Tom Krug to Derrick Mayes. FSU tied the score when Cooper collected a 15-yard scoring pass from Kanell with 6:08 left in the quarter.

Trailing 10-7 after a Notre Dame field goal, Kanell found Cooper in the endzone from 10 yards out to give the Seminoles a 14-10 lead at halftime.

Mayes regained the lead for the Irish in the third quarter on an acrobatic tip and catch in the endzone over FSU defender Samari Rolle with 8:04 left.

Notre Dame grabbed the momentum over the third quarter and threatened to run away with the game when Kanell stepped on the back line of the endzone while trying to throw for a safety. Notre Dame scored again just two minutes later on a five yard pass to give them a 10 point lead with just under 11 minutes left in the third quarter. FSU did not score in the third quarter and would not score until under 10 minutes left in the game, but they came on strong with 17 points over the final few minutes of the game.

Kanell used just five plays to cover 73 yards and his touchdown pass to Green with 9:47 left revived the FSU offense. The Tribe defense held Notre Dame without a first down on their next possession and a 30-yard punt return by Dee Feaster set the Seminoles up at the Notre Dame 30. Six plays later Kanell hit Cooper with a TD and then found him for a two-point conversion to give the Seminoles the lead.

FSU's defense forced the Irish into a fumble and a safety on their last two possessions to preserve the win and push Florida State's all-time record against Notre Dame to 3-1.

FSU's Cooper was named MVP after setting an Orange Bowl record with three touchdown catches.

Wayne Messam led all FSU receivers with 103 yards on six catches, while Green had 99 yards on five receptions.

The Seminole defense held Notre Dame to just 169 yards passing, but the Irish ground attack churned out 256 yards.

SCORE BY QUARTERS

	1	2	3	4	F
FSU	7	7	0	17	31
ND	10	0	7	9	26

SCORING SUMMARY

ND - Mayes 39 yd. pass from Krug (Cengia kick), 8:27
 FSU - Cooper 15 yd. pass from Kanell (Bentley kick), 6:08
 ND - Cengia 20 yd. field goal, :02
 FSU - Cooper 10 yd. pass from Kanell (Bentley kick), 2:30
 ND - Mayes 33 yd. pass from Krug (Cengia kick), 8:04
 ND - Kanell steps out of bounds in endzone for safety, 13:44
 ND - Chryplewicz 5 yd. pass from Krug (Cengia kick), 11:43
 FSU - E. Green 11 yd. pass from Kanell (Bentley kick), 9:47
 FSU - Cooper 3 yd. pass from Kanell (Cooper pass from Kanell), 6:09
 FSU - Krug intentionally grounds in endzone for safety, 2:02

TEAM STATISTICS

	FSU	ND
First Downs	26	17
Rushes - Yards	37-188	45-256
Passing Yards	290	169
Comp.-Att.-Int.	20-33-2	15-26-1
Plays-Total Offense	70-478	71-425
Punt Return Yards	52	21
Punts - Average	3-44	5-42.4
Fumbles - Lost	1-0	2-1
Interceptions - Yards	1-8	2-14
Penalties - Yards	7-59	7-55
Time of Possession	28:13	31:47
Third Down Cov.	6-13	7-16

INDIVIDUAL STATISTICS

RUSHING: FSU - Dunn 22-151, Williams 2-7, Preston 6-55, Abdullah 2-2, Kanell 5-(-27); ND - Denson 11-67, Edwards 14-55, Thorne 1-4, Farmer 7-93, Krug 11-45, Sollman 1-(-8).

PASSING: FSU - Kanell 20-32-2, Dunn 0-1-0; ND - Krug 14-24-1, Smith 1-1-0, Edwards 0-1-0.

RECEIVING: FSU - Messam 6-103, Williams 2-17, E. Green 5-99, Cooper 4-38, Abdullah 1-14, Dunn 2-19; ND - Mayes 6-96, Stafford 2-14, Mosley 1-13, Chryplewicz 3-18, Farmer 1-3, Edwards 2-25.

1997 SUGAR BOWL


Florida State 20
Florida 52

NEW ORLEANS, La. (Jan. 2, 1997) — A month after defeating Florida 24-21 in the regular season

Florida State and Notre Dame will square off once again in regular season play in the seasons of 2002-2003. The Fighting Irish visit Tallahassee first followed by the Seminoles traveling to South Bend. FSU holds a 3-1 advantage in the short series, winning the last matchup in the 1996 Orange Bowl 31-26.

finale in Tallahassee, Danny Wuerffel lead the Gators to a 52-20 victory in what turned out to be a Sugar Bowl rematch for the national title. FSU, which entered the game ranked No. 1 in the nation, ended the season ranked No. 3 in both polls extending their NCAA record to 10 straight years of finishing in the Top Four of the AP poll.

Florida scored first on a 77-yard drive in the first quarter that took less than three minutes and resulted in a 7-0 score with 9:48. Wuerffel did most of the damage through the air as the Gators rushed only once on the drive which ended on a nine-yard scoring strike from Wuerffel to Ike



Danny Kanell threw for 290 and four touchdowns to lead the Seminoles to a dramatic 31-26 come-from-behind win over Notre Dame in the 1996 Orange Bowl.

Hilliard.

Scott Bentley brought the Seminoles to within four with a 43-yard field goal with 7:49 left in the initial quarter. The 'Noles narrowly missed blocking a Florida punt on the next possession, but UF downed the kick on the FSU one-yard-line leaving the Tribe with terrible field position. A 27-yard punt return set Florida up for a 32-yard field goal that pushed the Gator lead back to seven with 2:44 remaining and giving them a 10-3 lead after the first quarter.

Midway through the second quarter, Florida busted a four-play, 73-yard drive that took just 44 seconds and gave them a 17-3 lead with 11:28 left in the first half. The big play of the drive came on the first play when Wuerffel completed a 47-yard pass to Ike Hilliard that set UF up at the Florida State 26. Fred Taylor capped the drive with a two-yard touchdown run.

Trailing 17-3, FSU converted a crucial 3rd-and-10 from their own 48 when Thad Busby connected with Wayne Messam for a 23-yard gain. On the next play, Busby hit E.G. Green with a 29-yard touchdown strike, to pull the Tribe to within a touchdown at 17-10 with 7:28 left in the first half.

Florida came right back, converting a 3rd-and-16 from their own 29 and capping a four play, 65-yard drive with a 31-yard TD pass to Ike Hilliard. The score gave UF a 24-10 lead with 5:18 remaining in the half.

FSU's Warrick Dunn brought the Seminoles back again just before the end of the first half when he raced around end for a 12-yard touchdown run that trimmed the Gator's lead to 24-17 at halftime.

The Seminoles cut the UF lead to 24-20 at 10:24 in the third quarter with Bentley's 45-yard field goal. The score capped a 6-play, 30-yard drive for FSU.

The FSU defense held again on Florida's next possession, but the en-suing punt sailed over Dee Feaster's head and the Tribe was forced to set up at their own two-yard-line. In the shadow of their own goal posts, the Seminoles were dealt their harshest blow of the night when tailback Warrick Dunn, suffering from flu symptoms, was forced to leave the game.

Florida reaped the benefits of their punt when good field position set up a short drive that culminated in an eight yard scoring pass from Wuerffel to Hilliard that put the Gators ahead 31-20

with 5:43 left in the third quarter.

FSU's offense could generate little after Dunn left the game and Florida took advantage of a gambling Seminole defense with a rare 16-yard Wuerffel TD run that gave UF a 38-20 lead at the close of the third quarter.

A 42-yard touchdown run by Terry Jackson and another from 1-yard out gave Florida its final margin of 52-20. Jackson finished the game with 118 yards on 12 carries and Wuerffel, the Sugar Bowl MVP, completed 18-of-31 passes for 306 yards, three touchdowns and an interception.

Busby completed just 17 of 41 passes for 271 yards and one touchdown, while Dunn gained 28 yards on the ground before leaving after nine carries.

SCORE BY QUARTERS

	1	2	3	4	F
FSU	3	14	3	0	20
Florida	10	14	14	14	52

SCORING SUMMARY

- UF - Hilliard 9 yd pass from Wuerffel (Edmiston kick), 6:43
- FSU - Bentley 43-yd field goal, 7:49
- UF - Edmiston 32-yd field goal, 2:44
- UF - Taylor 2 yd run (Edmiston kick), 11:28
- FSU - Green 29 yd pass from Busby (Bentley kick), 7:28
- UF - Hilliard 31 yd pass from Wuerffel (Edmiston kick), 5:18
- FSU - Dunn 12 yd run (Bentley kick), 0:40
- FSU - Bentley 45-yd field goal, 10:24
- UF - Hilliard 8 yd pass from Wuerffel (Edmiston kick), 5:43
- UF - Wuerffel 16 yd run (Edmiston kick), 0:13
- UF - Jackson 42 yd run (Edmiston kick), 8:52
- UF - Jackson 1 yd run (Edmiston kick), 2:12

TEAM STATISTICS

	FSU	UF
First Downs	13	26
Rushes-Yards	21-70	43-203
Passing Yards	271	306
Comp.-Att.-Int.	17-42-2	18-34-1
Plays-Total Offense	63-313	77-474
Punt Ret. Yards	74	69
Punts-Average	8-46.4	7-48.1
Fumbles-Lost	0-0	1-0
Interceptions-Yards	1-24	2-7
Penalties Yards	14-115	15-102
Time of Possession	23:33	36:27
Third Down Conv.	5-18	5-16

INDIVIDUAL STATISTICS

RUSHING: FSU - Dunn 9-28, Warrick 1-12, Williams 2-7, Feaster 2-1, Busby 7 - (-6); UF - Jackson 12-118, Taylor 18-60, Williams 4-2, Schottenheimer 1-0, McCaslin 2-(-2), Wuerffel 6-(-10).

PASSING: FSU - Busby 41-17-1-271-1, Kendra 1-0-1-0-0; UF - Wuerffel 34-18-1-306-3.

RECEIVING: FSU - Messam 5-48, Cooper 4-82, Green 3-86, Pearsall 1-25, Dunn 1-12, Abdullah 1-10, Warrick 1-7, Williams 1-1; UF - Hilliard 7-150, Green 5-79, Anthony 4-50, Mobley 1-16, Taylor 1-12.

Florida State Bowl Records

INDIVIDUAL

Total Offense

Most Plays - 61, Kim Hammond vs. Penn State, 1967 Gator Bowl

Most Yards Total Offense - 414, Peter Tom Willis vs. Nebraska, 1990 Fiesta Bowl

Most Touchdowns Responsible For - 5, Steve Tensi vs. Oklahoma, 1965 Gator Bowl; Peter Tom Willis vs. Nebraska, 1990 Fiesta Bowl

Rushing

Most Carries - 27, Phil Spooner vs. Oklahoma, 1965 Gator Bowl

Most Yards Gained - 205, Sammie Smith vs. Indiana, 1986 All-American Bowl

Most TDs Rushing - 2, Five Times (latest Amp Lee vs. Penn State, 1990 Blockbuster Bowl)

Longest Rush - 65, Dennis McKinnon vs. West Virginia, 1982 Gator Bowl

Highest Average Per Rush - 8.4 (24-202), Tony Smith vs. Oklahoma State, 1985 Gator Bowl

Passing

Most Passes Attempted - 53, Kim Hammond vs. Penn State, 1967 Gator Bowl

Most Passes Completed - 37, Kim Hammond vs. Penn State, 1967 Gator Bowl

Most Interceptions Thrown - 4, Steve Tensi vs. Oklahoma, 1965 Gator Bowl; Kim Hammond vs. Penn State, 1967 Gator Bowl; Casey Weldon vs. Texas A&M, 1992 Cotton Bowl

Most Yards Gained - 422, Peter Tom Willis vs. Nebraska, 1990 Fiesta Bowl

Most Touchdown Passes - 5, Steve Tensi vs. Oklahoma, 1965 Gator Bowl; Peter Tom Willis vs. Nebraska, 1990 Fiesta Bowl

Longest Pass - 73, Warrick Dunn to 'OMar Ellison vs. Florida, 1995 Sugar Bowl

Receiving

Most Passes Caught - 14, Ron Sellers vs. Penn State, 1967 Gator Bowl

Most Yards Receiving - 192, Fred Biletnikoff vs. Oklahoma, 1965 Gator Bowl

Most TD Passes Caught - 4, Fred Biletnikoff vs. Oklahoma, 1965 Gator Bowl

Punting

Most Punts - 9, Bill Cheshire vs. LSU, 1968 Peach Bowl; Rohn Stark vs. Oklahoma, 1980 Orange Bowl

Highest Average - 47.5, Louis Berry vs. Oklahoma State, 1985 Gator Bowl

Most Yards on Punts - 380, Rohn Stark vs. Oklahoma, 1980 Orange Bowl

Longest Punt - 70, Rohn Stark vs. Oklahoma, 1980 Orange Bowl

Punt Returns

Most Punt Returns - 5, Jessie Hester vs. North Carolina, 1983 Peach Bowl

Most Yards on Punt Returns - 73, Billy Graham vs. Texas Western, 1955 Sun Bowl

Longest Punt Return - 41, Dee Feaster vs. Notre Dame, 1996 Orange Bowl



Peter Tom Willis threw for an FSU bowl record 422 yards in FSU's 41-17 win over Nebraska in the 1990 Fiesta Bowl.

Kickoff Returns

Most Kickoff Returns - 5, Barry Smith vs. Arizona State, 1971 Fiesta Bowl

Most Yards on Kickoff Returns - 143, Barry Smith vs. Arizona State, 1971 Fiesta Bowl

Most TDs on Kickoff Returns - 1, Larry Key vs. Texas Tech, 1977 Tangerine Bowl; Billy Allen vs. West Virginia, 1982 Gator Bowl

Longest Kickoff Return - 95, Billy Allen vs. West Virginia, 1982 Gator Bowl (TD)

Interceptions

Most Passes Intercepted - 2, Brian McCrary vs. West Virginia, 1982 Gator Bowl

Most Yards on Interceptions - 69, Howard Ehler vs. Oklahoma, 1965 Gator Bowl

Longest Interception Return - 69, Howard Ehler vs. Oklahoma, 1965 Gator Bowl

Scoring

Most Points - 24, Fred Biletnikoff vs. Oklahoma, 1965 Gator Bowl

Most Touchdowns - 4, Fred Biletnikoff vs. Oklahoma, 1965 Gator Bowl

Most PATs Attempted - 6, Richie Andrews vs. Nebraska, 1990 Fiesta Bowl

Most PATs Made - 5, Richie Andrews vs. Nebraska, 1990 Fiesta Bowl

1 9 9 7 R E C O R D B O O K

Most Points Kicking - 12, Frank Fontes vs. Arizona State, 1971 Fiesta Bowl; Scott Bentley vs. Nebraska, 1994 Orange Bowl

Field Goals

Most Field Goals Attempted - 5, Scott Bentley vs. Nebraska, 1994 Orange Bowl; Dan Mowrey vs. Florida, 1995 Sugar Bowl

Most Field Goals Made - 4, Scott Bentley vs. Nebraska, 1994 Orange Bowl

Longest Field Goal Made - 45, Dan Mowrey vs. Florida, 1995 Sugar Bowl

TEAM OFFENSE

Total Offense

Most Yards Gained - 569 vs. Oklahoma State, 1985 Gator Bowl

Most Yards Gained, Both Teams - 938 vs. Oklahoma State, 1985 Gator Bowl

Greatest Margin of Victory - 25 vs. North Carolina, 1983 Peach Bowl

Greatest Margin of Defeat - 32 vs. Florida, 1997 Sugar Bowl

Most Touchdowns - 6 vs. Nebraska, 1990 Fiesta Bowl

Most PATs Made - 5 vs. Nebraska, 1990 Fiesta Bowl

Most Field Goals Made - 4 vs. Nebraska, 1994 Orange Bowl

Rushing


Most Yards Gained - 364 vs. North Carolina, 1983 Peach Bowl

Most Yards Gained, Both Teams - 562 vs. North Carolina, 1983 Peach Bowl

Most Touchdowns - 4 vs. Indiana, 1986 All-American Bowl

Passing

Most Passes Attempted - 55 vs. Penn State, 1967 Gator Bowl



Andre Cooper and Bobby Bowden are all smiles following the Seminoles' 31-26 win over Notre Dame in the 1996 Orange Bowl.

Most Passes Completed - 38 vs. Penn State, 1967 Gator Bowl

Most Interceptions Thrown - 4, vs. Oklahoma, 1965 Gator Bowl; vs. Penn State, 1967 Gator Bowl; vs. Texas A&M, 1992 Cotton Bowl

Most Yards Gained - 455 vs. Texas Tech, 1977 Tangerine Bowl

Most Yards Gained, Both Teams - 774 vs. Florida, 1995 Sugar Bowl

Most TD Passes - 5, vs. Oklahoma, 1965 Gator Bowl; vs. Nebraska, 1990 Fiesta Bowl

Punting

Most Punts - 9, vs. Oklahoma, 1980 Orange Bowl; vs. LSU, 1968 Peach Bowl; vs. Wyoming, 1966 Sun Bowl

Most Punts, Both Teams - 17, vs. Wyoming, 1966 Sun Bowl; vs. Texas A&M, 1992 Cotton Bowl

Highest Average - 47.5 vs. Oklahoma State, 1985 Gator Bowl

Punt Returns

Most Punt Returns - 5, vs. vs. Penn State, 1967 Gator Bowl; North Carolina, 1983 Peach Bowl

Most Yards Gained - 62 vs. Georgia, 1984 Citrus Bowl

Kickoff Returns

Most Kickoff Returns - 8, vs. vs. Texas Western, 1955 Sun Bowl; Arizona State, 1971 Fiesta Bowl

Most Yards Gained - 184 vs. Arizona State, 1971 Fiesta Bowl

First Downs

Most First Downs - 31 vs. Oklahoma State, 1985 Gator Bowl

Most First Downs, Both Teams - 54 vs. Oklahoma State, 1985 Gator Bowl

Most Rushing First Downs - 21 vs. Oklahoma, 1980 Orange Bowl

Most Passing First Downs - 19, vs. Oklahoma State, 1985 Gator Bowl; vs. Nebraska, 1988 Fiesta Bowl

Fumbles

Most Fumbles Lost - 2, Six Times (latest vs. Oklahoma State, 1985 Gator Bowl)

Most Fumbles Lost, Both Teams - 7 vs. Texas A&M, 1992 Cotton Bowl

TEAM DEFENSE

First Downs

Fewest First Downs Allowed - 6, Wofford, 1950 Cigar Bowl

Total Defense

Fewest Yards - 139, Wofford, 1950 Cigar Bowl

Most Yards - 454, Florida, 1995 Sugar Bowl

Rushing Defense

Fewest Yards Rushing - 5, Florida, 1995 Sugar Bowl

Most Yards Rushing - 411, Oklahoma, 1980 Orange Bowl

Passing Defense

Fewest Passes Attempted - 4, Oklahoma, 1980 Orange Bowl

Fewest Passes Completed - 2, Oklahoma, 1980 Orange Bowl

Fewest Yards Passing - 36, Oklahoma, 1980 Orange Bowl

Most Yards Passing - 449, Florida, 1995 Sugar Bowl

Most Passes Intercepted - 3, vs. Penn State, 1967 Gator Bowl; vs. Auburn, 1989 Sugar Bowl; vs. Penn State, 1990 Blockbuster Bowl

BOWDEN

21 YEARS WITH BOBBY BOWDEN

Bobby Bowden Has FSU On Course to Extend Two of College Football's Most Remarkable Records.

Florida State and Bobby Bowden. The two have been so successful together that they are synonymous. Bobby Bowden will have coached the Seminoles for 21 years when the Tribe hits the LA Coliseum field to take on USC, and he has touched an entire nation over that time.


Bowden built an FSU program that had won just four games over the two years prior to his arrival in 1976, to one that is perhaps the most successful and respected in the nation. Along the way, he has taken on the very best programs in the country and carved a niche for his Seminoles.

Bowden has assured his place among the legends of college football by winning at places like Lincoln, South Bend, Auburn and Gainesville. He has beaten the best and has guided his team to the point that his are now recognized as the best.

"One day I'd like to see Florida State talked about along with Michigan, Nebraska and Penn State. I'd like to see us reach that level," said Bowden in 1978. Bowden has reached that level and grabbed the bar and raised it some. He is the only coach in the history of college football to record 10 straight 10-win seasons; to record 10 straight bowl wins and he is the only coach in history to lead 10 straight teams to top four finishes in the Associated Press poll.

He's won virtually every bowl imaginable, guided some of the nation's finest players and took home a unanimous National Championship in 1993.

It has been 21 years of unprecedented success since Bobby Bowden took over. His charming style, quick wit, and love of both football and people have made it 21 wonderful years.



THE DYNASTY CONTINUES

No team in the history of college football has ever experienced the consistent success that the Seminoles have over the last 10 years. Florida State is the nation's winningest program since 1987 and has posted an NCAA record 10 consecutive 10 win seasons. FSU is the only team in the history of college football to finish ranked among the Associated Press Top Four for 10 consecutive seasons. In fact, the next longest current streak is just two years.

FSU's football program has indeed become a dynasty under head coach Bobby Bowden and the 1997 Seminoles will make it their goal to ensure that...*The Dynasty Continues!*

'87

11-1 Ranked Second

'88

11-1 Ranked Third

'89

10-2 Ranked Third

'90

10-2 Ranked Fourth

'91

11-2 Ranked Fourth

'92

11-1 Ranked Second

'93

12-1 NATIONAL CHAMPIONS

'94

10-1-1 Ranked Fourth

'95

10-2 Ranked Fourth

'96

11-1 Ranked Third

