

COLLEGE FOOTBALL



1997 NCAA FINAL STATISTICAL LEADERS

Individual PASSING EFFICIENCY (MINIMUM 15 ATT. PER GAME)

# PLAYER, TEAM	ATT	COMP	YARDS	TD	RATING	POINTS
1. Cade McNown, UCLA	283	173	2877	22	168.6	
2. Ryan Leaf, Washington St.	375	210	3637	33	161.2	
3. Joe Germaine, Ohio St.	184	119	1674	15	160.4	
4. John Dutton, Nevada	367	225	3526	20	156.7	
5. Brock Huard, Washington	244	146	2140	23	156.4	

TOTAL OFFENSE

# PLAYER, TEAM	PLAYS	YARDS	YDS/GAME
1. Tim Rattay, Louisiana Tech	541	3968	360.73
2. Tim Couch, Kentucky	613	3759	341.73
3. Ryan Leaf, Washington St.	447	3583	325.73
4. Daunte Culpepper, Central Fla.	517	3524	320.36
5. John Dutton, Nevada	411	3522	320.18

RUSHING

# PLAYER, TEAM	CARRIES	YARDS	AVG	YARDS /GAME
1. Ricky Williams, Texas	279	1893	6.8	172.09
2. Ahman Green, Nebraska	278	1877	6.8	156.42
3. Amos Zereoue, West Va.	264	1505	5.7	150.50
4. Tavian Banks, Iowa	246	1639	6.7	149.00
5. Ron Dayne, Wisconsin	249	1421	5.7	142.10

ALL-PURPOSE RUNNERS

# PLAYER, TEAM	RUSH	REC	PR	KOR	YDS	YARDS /GAME
1. Troy Edwards, Louisiana Tech	190	1707	6	241	2144	194.91
2. Ricky Williams, Texas	1893	150	0	0	2043	185.73
3. Kevin Faulk, LSU	1144	93	192	217	1646	182.89
4. Randy Moss, Marshall	2	1647	266	263	2178	181.50
5. Michael Perry, Rice	1034	44	26	680	1784	178.40

RECEPTIONS PER GAME

# PLAYER, TEAM	G	CATCHES	YARDS	YARDS /GAME
1. Eugene Baker, Kent	11	103	1549	9.36
2. Troy Edwards, Louisiana Tech	11	102	1707	9.27
3. Troy Walters, Stanford	11	86	1206	7.82
Geoff Noisy, Nevada	11	86	1184	7.82
5. Randy Moss, Marshall	12	90	1647	7.50

RECEIVING YARDS PER GAME

# PLAYER, TEAM	G	CATCHES	YARDS	YARDS /GAME
1. Troy Edwards, Louisiana Tech	11	102	1707	155.18
2. Eugene Baker, Kent	11	103	1549	140.82
3. Randy Moss, Marshall	12	90	1647	137.25
4. Jerome Pathon, Washington	11	69	1245	113.18
5. Troy Walters, Stanford	11	86	1206	109.64

SCORING

# PLAYER, TEAM	TD	XP	FG	POINTS	POINTS /GAME
1. Ricky Williams, Texas	25	2	0	152	13.82
2. Skip Hicks, UCLA	25	0	0	150	13.64
Travis Prentice, Miami (Oh)	25	0	0	150	13.64
4. Randy Moss, Marshall	25	2	0	152	12.67
5. Curtis Enis, Penn St.	20	2	0	122	11.09

INTERCEPTIONS

# PLAYER, TEAM	G	NO	YARDS	TD	INT/ GAME
1. Brian Lee, Wyoming	11	8	103	1	.73
2. Cedric Donaldson, LSU	11	7	192	2	.64
John Noel, Louisiana Tech	11	7	93	0	.64
Omarr Smith, San Jose St.	11	7	80	0	.64
Tevell Jones, Ohio	11	7	36	0	.64
Samari Rolle, Florida St.	11	7	32	0	.64
Charles Woodson, Michigan	11	7	7	0	.64

PUNT RETURNS (MINIMUM 1.2 PER GAME)

# PLAYER, TEAM	NO	YARDS	TD	AVG
1. Tim Dwight, Iowa	19	367	3	19.32
2. R.W. McQuarters, Oklahoma St.	32	521	1	16.28
3. Steve Smith, Utah St.	22	344	2	15.64
4. Nod Washington, Miami (Ohio)	12	185	0	15.42
5. Geoff Turner, Colorado St.	20	304	1	15.20

KICKOFF RETURNS (MINIMUM 1.2 PER GAME)

# PLAYER, TEAM	NO	YARDS	TD	AVG
1. Eric Booth, Southern Miss.	22	766	2	34.82
2. Ben Kelly, Colorado	25	777	1	31.08
3. Pat McGrew, Navy	15	441	0	29.40
4. Boo Williams, South Caro.	18	527	2	29.28
5. Pat Johnson, Oregon	16	462	0	28.88

FIELD GOALS

# PLAYER, TEAM	FGA	FG	PCT	FG/ GAME
1. Brad Palazzo, Tulane	28	23	.821	2.09
2. Colby Cason, New Mexico	30	21	.700	1.75
Martin Gramatica, Kansas St.	20	19	.950	1.73
Shayne Graham, Virginia Tech	23	19	.826	1.73
Chris Sailer, UCLA	24	19	.792	1.73

PUNTING (MINIMUM 3.6 PER GAME)

# PLAYER, TEAM	PUNTS	AVG
1. Chad Kessler, LSU	39	50.28
2. John Baker, North Texas	62	47.18
3. Shane Lechler, Texas A&M	56	46.98
4. Brad Hill, Tulane	42	46.19
5. Chad Shrout, Hawaii	68	46.07

Team TURNOVER MARGIN

# TEAM	TURNOVERS GAINED			TURNOVERS LOST			MARGIN /GAME
	FUM	INT	TOTAL	FUM	INT	TOTAL	
1. Colorado St.	20	18	38	4	9	13	2.08
2. UCLA	18	21	39	14	5	19	1.82
3. Texas A&M	22	11	33	11	4	15	1.50
4. Florida St.	10	22	32	6	11	17	1.36
5. Tulane	8	26	34	6	14	20	1.27

TOTAL OFFENSE

# TEAM	PLAYS	YARDS	YARDS /GAME
1. Nebraska	937	6164	513.67
2. Washington St.	808	5524	502.18
3. Louisiana Tech	813	5456	496.00
4. Tennessee	890	5794	482.83
5. Nevada	796	5272	479.27

RUSHING OFFENSE

# TEAM	CARRIES	YARDS	YARDS /GAME
1. Nebraska	755	4711	392.6
2. Rice	690	3660	332.7
3. Navy	618	3370	306.4
4. Ohio	649	3321	301.9
5. Army	670	3247	295.2

PASSING OFFENSE

# TEAM	ATT	COMP	YARDS	YARDS /GAME
1. Nevada	443	265	4072	370.2
2. Kentucky	562	374	4019	365.4
3. Louisiana Tech	495	301	3965	360.5
4. Washington St.	400	223	3789	344.5
5. Florida St.	440	262	3740	340.0

SCORING OFFENSE

# TEAM	GAMES	POINTS	AVG
1. Nebraska	12	565	47.1
2. Washington St.	11	467	42.5
3. UCLA	11	448	40.7
4. Florida St.	11	437	39.7
5. Marshall	12	453	37.8

KICKOFF RETURNS

# TEAM	NO	YARDS	AVG
1. Southern Miss.	31	873	28.2
2. Colorado	36	958	26.6
3. Syracuse	31	823	26.5
4. Kansas St.	18	470	26.1
5. Stanford	34	845	24.9

TOTAL DEFENSE

# TEAM	PLAYS	YARDS	YARDS /GAME
1. Michigan	660	2276	206.9
2. North Caro.	693	2302	209.3
3. Florida St.	717	2655	241.4
4. Kansas St.	702	2825	256.8
5. Nebraska	717	3088	257.3

RUSHING DEFENSE

# TEAM	CARRIES	YARDS	YARDS /GAME
1. Florida St.	379	571	51.9
2. Florida	362	778	70.7
3. Nebraska	407	881	73.4
4. North Caro.	371	857	77.9
5. Cincinnati	338	930	84.5

PASS EFFICIENCY DEFENSE

# TEAM	ATT	COMP	YARDS	TD	INT	POINTS
1. Michigan	292	145	1275	4	22	75.8
2. Ohio St.	360	160	1724	6	19	79.6
3. North Caro.	322	148	1445	7	15	81.5
4. Iowa	325	146	1766	12	22	89.2
5. Kansas St.	239	99	1396	4	5	91.8

SCORING DEFENSE


# TEAM	GAMES	POINTS	AVG
1. Michigan	11	98	8.9
2. Ohio St.	12	139	11.6
3. Air Force	12	149	12.4
4. Iowa	11	142	12.9
5. North Caro.	11	143	13.0

PUNT RETURNS


# TEAM	NO	YARDS	AVG
1. Iowa	34	620	18.2
2. Oklahoma St.	32	521	16.3
3. Syracuse	34	531	15.6
4. Colorado St.	33	506	15.3
5. Utah St.	24	362	15.1

NET PUNTING

# TEAM	PUNTS	AVG	NO. RET	YDS RET	NET AVG
1. LSU	54	46.0	17	150	43.3
2. Wyoming	79	45.2	28	181	42.9
3. Texas A&M	56	47.0	28	316	41.3
4. Mississippi St.	58	43.0	20	102	41.3
5. North Texas	63	46.4	33	327	41.2



FSU was third in Total "D" last year.



NCAA ALL-TIME LEADERS

Total Offense CAREER YARDS

PLAYER	TEAM	YEARS	PLAYS	YARDS			AVG
				RUSH	PASS	TOTAL	
1. Ty Detmer	Brigham Young	88-91	*1,795	-366	*15,031	*14,665	8.17
2. Doug Flutie	Boston College	81-84	1,558	738	10,579	11,317	7.26
3. Eric Zeier	Georgia	91-94	1,560	-312	11,513	10,841	6.95
4. Alex Van Pelt	Pittsburgh	89-92	1,500	-99	10,913	10,814	6.89
5. Stoney Case	New Mexico	91-94	1,673	1,191	9,460	10,651	6.37

SEASON YARDS

PLAYER	TEAM	YEAR	GAMES	PLAYS	YARDS			AVG
					RUSH	PASS	TOTAL	
1. David Klingler	Houston	90	11	704	81	5,140	*5,221	7.42
2. Ty Detmer	Brigham Young	90	12	635	-166	5,188	5,022	7.91
3. Andre Ware	Houston	89	11	628	-38	4,699	4,661	7.42
4. Jim McMahon	Brigham Young	80	12	540	56	4,571	4,627	8.57
5. Ty Detmer	Brigham Young	89	12	497	-127	4,560	4,433	@8.92

Rushing CAREER YARDS

PLAYER	TEAM	YEARS	PLAYS	YARDS	AVG	LONG
1. Tony Dorsett	Pittsburgh	73-76	1,074	*6,082	5.66	73
2. Charles White	Southern Cal	76-79	1,023	5,598	5.47	79
3. Herschel Walker	Georgia	80-82	994	5,259	5.29	76
4. Archie Griffin	Ohio State	72-75	845	5,177	††6.13	75
5. Darren Lewis	Texas A&M	87-90	909	5,012	5.51	84

SEASON YARDS

PLAYER	TEAM	YEAR	GAMES	PLAYS	YARDS	AVG
1. Barry Sanders	Oklahoma State	88	11	344	*2,628	~7.64
2. Marcus Allen	Southern Cal	81	11	*403	2,342	5.81
3. Troy Davis	Iowa State	96	11	402	2,185	5.44
4. Mike Rozier	Nebraska	83	12	275	2,148	7.81
5. Byron Hanspard	Texas Tech	96	11	339	2,084	6.15

Passing CAREER PASSING EFFICIENCY (Minimum 500 Completions)

PLAYER	TEAM	YEARS	ATT	COMP	INT	PCT	YARDS	TD	PTS
1. Danny Wuerffel	Florida	93-96	1,170	708	42	.605	10,875	114	163.6
2. Ty Detmer	Brigham Young	88-91	1,530	958	65	.626	15,031	*121	*162.7
3. Steve Sarkisian	Brigham Young	95-96	789	528	26	.669	7,464	53	163.0
4. Billy Blanton	San Diego State	93-96	920	588	25	.639	8,165	67	157.1
5. Jim McMahon	Brigham Young	77-78, 80-81	1,060	653	34	.616	9,536	84	156.9

SEASON PASSING EFFICIENCY (Minimum 15 Attempts Per Game)

PLAYER	TEAM	YEAR	G	ATT	COMP	INT	PCT	YARDS	TD	PTS
1. Danny Wuerffel	Florida	95	11	325	210	10	.646	3,266	35	*178.4
2. Jim McMahon	Brigham Young	80	12	445	284	18	.638	*4,571	*47	*176.9
3. Ty Detmer	Brigham Young	89	12	412	265	15	.643	4,560	32	175.6
4. Steve Sarkisian	Brigham Young	96	14	404	278	12	.688	4,027	33	173.6
5. Trent Dilfer	Fresno State	93	11	333	217	4	.652	3,276	28	173.1

CAREER YARDS

PLAYER	TEAM	YEARS	ATT	COMP	INT	PCT	YARDS	TD	PTS
1. Ty Detmer	Brigham Young	88-91	*1,530	*958	65	.626	*15,031	121	76
2. Todd Santos	San Diego State	84-87	1,484	910	57	.613	11,425	70	84
3. Eric Zeier	Georgia	91-94	1,402	838	37	.598	11,153	67	80
4. Alex Van Pelt	Pittsburgh	89-92	1,463	845	59	.578	10,913	64	91
5. Danny Wuerffel	Florida	93-96	1,170	708	42	.605	10,875	114	85

SEASON YARDS

PLAYER	TEAM	YEAR	G	ATT	COMP	INT	PCT	YARDS	TD
1. Ty Detmer	Brigham Young	90	12	562	361	28	.642	*5,188	41
2. David Klingler	Houston	90	11	*643	*374	20	.582	5,140	*54
3. Andre Ware	Houston	89	11	578	365	15	.631	4,699	46
4. Jim McMahon	Brigham Young	80	12	445	284	18	.638	4,571	47
5. Ty Detmer	Brigham Young	89	12	412	265	15	.643	4,560	32

SINGLE GAME ATTEMPTS

NO.	PLAYER	TEAM	OPPONENT	DATE
79	Matt Vogler	Texas Christian	Houston	Nov. 3, 1990
78	Rusty LaRue	Wake Forest	Duke	Oct. 28, 1995
76	David Klingler	Houston	Southern Methodist	Oct. 20, 1990
75	Chris Vargas	Nevada	McNeese State	Sept. 19, 1992
73	Jeff Handy	Missouri	Oklahoma State	Oct. 17, 1992
73	Shane Montgomery	North Carolina State	Duke	Nov. 11, 1989
73	Troy Kopp	Pacific	Hawaii	Oct. 27, 1990

SINGLE GAME COMPLETIONS

NO.	PLAYER	TEAM	OPPONENT	DATE
55	Rusty LaRue	Wake Forest	Duke	Oct. 28, 1995
50	Rusty LaRue	Wake Forest	N.C. State	Nov. 18, 1995
48	David Klingler	Houston	Southern Methodist	Oct. 20, 1990
46	Scott Milanovich	Maryland	Florida State	Nov. 18, 1995
46	Jimmy Klingler	Houston	Rice	Nov. 28, 1992

Receiving CAREER CATCHES

PLAYER	TEAM	YEARS	CATCHES	YARDS	AVG	TD
1. Aaron Turner	Pacific	89-92	*266	*4,345	16.3	43
2. Chad Mackey	Louisiana Tech	1993-96	264	3,789	14.4	22
3. Terance Mathis	New Mexico	85-87, 89	263	4,254	16.2	36
4. Mark Templeton	Long Beach State	83-86	262	1,969	7.5	11
5. Howard Twilley	Tulsa	63-65	261	3,343	12.8	32

SEASON CATCHES

PLAYER	TEAM	YEAR	G	CATCHES	YARDS	TD
1. Emmanuel Hazard	Houston	89	11	*142	1,689	*22
2. Howard Twilley	Tulsa	65	10	134	1,779	16
3. Alex Van Dyke	Nevada	95	11	129	*1,854	16
4. Damon Wilkins	Nevada	96	11	114	1,121	4
5. Marcus Harris	Wyoming	96	12	109	1,650	13

CAREER YARDS

PLAYER	TEAM	YEARS	CATCHES	YARDS	AVG	TD
1. Marcus Harris	Wyoming	93-96	259	4,518	17.4	38
2. Ryan Yarborough	Wyoming	90-93	229	*4,357	19.0	42
3. Aaron Turner	Pacific	89-92	*266	4,345	16.3	43
4. Terance Mathis	New Mexico	85-87, 89	263	4,254	16.2	36
5. Chad Mackey	Louisiana Tech	93-96	264	3,789	14.4	22

Scoring CAREER POINTS (Non-Kickers)

PLAYER	TEAM	YEARS	TD	XPT	FG	PTS
1. Anthony Thompson	Indiana	86-89	*65	4	0	*394
2. Marshall Faulk	San Diego State	91-93	62	4	0	376
3. Tony Dorsett	Pittsburgh	73-76	59	2	0	356
4. Glenn Davis	Army	43-46	59	0	0	354
5. Art Luppino	Arizona	53-56	48	49	0	337



CAREER POINTS (Kickers)

PLAYER	TEAM	YEARS	PAT	PAT ATT	FG	FG ATT	PTS
1. Roman Anderson	Houston	88-91	*213	217	70	101	*423
2. Carlos Huerta	Miami (Fla.)	88-91	178	181	73	91	397
3. Jason Elam	Hawaii	88-92	158	161	79	100	395
4. Derek Schmidt	Florida State	84-87	174	178	73	102	393
5. Luis Zendejas	Arizona State	81-84	134	135	78	*105	368

SEASON POINTS

PLAYER	TEAM	YEAR	TD	XPT	FG	PTS
1. Barry Sanders	Oklahoma State	88	*39	0	0	*234
2. Mike Rozier	Nebraska	83	29	0	0	174
Lydell Mitchell	Penn State	71	29	0	0	174
4. Art Luppino	Arizona	54	24	22	0	166
5. Bobby Reynolds	Nebraska	50	22	25	0	157

Interceptions CAREER INTERCEPTIONS

PLAYER	TEAM	YEARS	NO	YARDS	AVG
1. Al Brosky	Illinois	50-52	*29	356	12.3
2. John Provost	Holy Cross	72-74	27	470	17.4
Martin Bayless	Bowling Green	80-83	27	266	9.9
4. Tom Curtis	Michigan	67-69	25	440	17.6
Tony Thurman	Boston College	81-84	25	221	8.8
Tracy Saul	Texas Tech	89-92	25	425	17.0

SEASON INTERCEPTIONS

PLAYER	TEAM	YEAR	NO	YARDS
1. Al Worley	Washington	68	*14	130
2. George Shaw	Oregon	51	13	136
3. Terrell Buckley	Florida State	91	12	238
Cornelius Price	Houston	89	12	187
Bob Navarro	Eastern Michigan	89	12	73
Terry Hoage	Georgia	82	12	51

Punting CAREER AVERAGE (Minimum 150 Punts)

PLAYER	TEAM	YEARS	NO	YARDS	AVG	LONG
1. Todd Sauerbrun	West Virginia	91-94	167	7,733	46.3	90
2. Reggie Roby	Iowa	79-82	172	7,849	*45.6	69
3. Greg Montgomery	Michigan State	85-87	170	7,721	45.4	86
4. Tom Tupa	Ohio State	84-87	196	8,854	45.2	75
5. Barry Helton	Colorado	84-87	153	6,873	44.9	68

SEASON AVERAGE

PLAYER	TEAM	YEAR	NO	YARDS	AVG
1. Reggie Roby	Iowa	81	44	2,193	*49.8
2. Kirk Wilson	UCLA	56	30	1,479	49.3
3. Todd Sauerbrun	West Virginia	94	72	3,486	48.4
4. Zack Jordan	Colorado	50	38	1,830	48.2
Ricky Anderson	Vanderbilt	84	58	2,793	48.2

Punt Returns CAREER AVERAGE (Minimum 1.2 Returns Per Game)

PLAYER	TEAM	YEARS	NO	YARDS	TD	AVG	LONG
1. Jack Mitchell	Oklahoma	46-48	39	922	7	*23.6	70
2. Gene Gibson	Cincinnati	49-50	37	760	4	20.5	75
3. Eddie Macon	Pacific	49-51	48	907	4	18.9	100
4. Jackie Robinson	UCLA	39-40	37	694	2	18.8	89
5. Mike Fuller	Auburn	72-74	50	883	3	17.7	63

SEASON AVERAGE (Minimum 1.2 Returns Per Game)

PLAYER	TEAM	YEAR	NO	YARDS	AVG
1. Bill Blackstock	Tennessee	51	12	311	*25.9
2. George Sims	Baylor	48	15	375	25.0
3. Gene Derricotte	Michigan	47	14	347	24.8
4. Erroll Tucker	Utah	85	16	389	24.3
George Hoey	Michigan	67	12	291	24.3

Kickoff Returns CAREER AVERAGE (Minimum 30 Returns & 1.2 Per Game)

PLAYER	TEAM	YEARS	NO	YARDS	AVG
1. Forrest Hall	San Francisco	46-47	22	796	*36.2
2. Anthony Davis	Southern Cal	72-74	37	1,299	35.1
3. Overton Curtis	Utah State	57-58	32	991	31.0
4. Fred Montgomery	New Mexico State	91-92	39	1,191	30.5
5. Altie Taylor	Utah State	66-68	40	1,170	29.3

SEASON AVERAGE (Minimum 1.2 Per Game)

PLAYER	TEAM	YEAR	NO	YARDS	AVG
1. Paul Allen	Brigham Young	61	12	481	*40.1
2. Leeland McElroy	Texas A&M	93	15	590	39.3
3. Tony Ball	Tenn-Chattanooga	77	13	473	36.4
4. George Marinkov	North Carolina State	54	13	465	35.8

All-Purpose Running CAREER YARDS

PLAYER	TEAM	YEARS	RUSH	RCV	INT	PR	KOR	YARDS	YDS PP
1. Napoleon McCallum	Navy	81-85	4,179	796	0	858	1,339	*7,172	6.3
2. Darrin Nelson	Stanford	77-78, 80-81	4,033	2,368	0	471	13	6,885	7.1
3. Terance Mathis	New Mexico	85-87, 89	329	*4,254	0	115	1,993	6,691	14.6
4. Tony Dorsett	Pittsburgh	73-76	*6,082	406	0	0	127	6,615	5.9
5. Paul Palmer	Temple	83-86	4,895	705	0	12	997	6,609	6.1

SEASON YARDS

PLAYER	TEAM	YEAR	RUSH	RCV	INT	PR	KOR	YARDS	YDS PP
1. Barry Sanders	Oklahoma State	88	*2,628	106	0	95	421	*3,250	8.3
2. Ryan Benjamin	Pacific	91	1,581	612	0	4	798	2,995	9.6
3. Mike Pringle	Cal-State Fullerton	89	1,727	249	0	0	714	2,690	7.6
4. Paul Palmer	Temple	86	1,866	110	0	0	657	2,633	6.8
5. Ryan Benjamin	Pacific	92	1,441	434	0	96	626	2,597	8.1

Field Goals CAREER FIELD GOALS

PLAYER	TEAM	YEARS	TOTAL	PCT	YARDS		LONG	WON
					-40	40+		
1. Jeff Jaeger	Washington	83-86	*80-99	.808	*59-68	21-31	52	5
2. Jason Elam	Hawaii	88-92	79-100	.790	50-55	29-45	56	3
John Lee	UCLA	82-85	79-92	*.859	54-56	25-36	52	10
4. Philip Doyle	Alabama	87-90	78-*105	.743	57-61	21-44	53	6
5. Luis Zendejas	Arizona State	81-84	78-*105	.743	53-59	25-46	55	1
Kevin Butler	Georgia	81-84	77-98	.786	50-56	27-42	60	7

SEASON FIELD GOALS

PLAYER	TEAM	YEARS	TOTAL	PCT	YARDS		LONG	WON
					-40	40+		
1. John Lee	UCLA	84	*29-33	.879	*16-16	13-17	51	5
2. Paul Woodside	West Virginia	82	28-31	.903	23-23	5-8	45	2
3. Luis Zendejas	Arizona State	83	28-37	.757	19-22	9-15	52	1
4. Fuad Revviz	Tennessee	82	27-31	.871	14-14	13-17	60	2
5. Chuck Nelson	Washington	82	25-26	*.962	22-23	3-3	49	1

*Record. @Record for minimum of 3,000 yards. ††Record for minimum of 785 carries. ^Record for minimum of 1,000 attempts. Did not score. "Record for minimum of 105 catches. §Three-year totals records. Record for minimum of 50 punts.



1998 BOWL CHAMPIONSHIP SERIES

Starting in the 1999 college football bowl season, the Bowl Championship Series (BCS) will determine the National Championship.

The BCS will consist of the Rose Bowl, Sugar Bowl, Orange Bowl and the Fiesta Bowl. The conferences with automatic berths include the Atlantic Coast, Big East, Big Ten, Big 12, Pac-10 and Southeastern Conferences.

The Bowl Championship Series differs from the original Bowl Alliance in that, for the first time, it will guarantee a matchup between college football's top two teams in a true national championship game.

Any Division I-A independent team or champion of the Western Athletic Conference or Conference USA which is ranked sixth or higher in the BCS standings, will also be eligible for the Bowl Championship Series.

Otherwise, any Division I-A team can qualify for the BCS if they meet one of the following requirements:

- Has won at least 8 college football games during the most recently concluded regular season excluding victories in exempted games.
- Is ranked among the Top 12 teams in the BCS final regular season standings.
- Is ranked in the final BCS regular season standings no lower than the lowest ranked team selected by a Bowl from the Conference Champions.

During the 1999 bowl season, the Fiesta Bowl will host the National Championship contest. The game will be played on Jan. 4 at 8 p.m. ET in Tempe, Ariz. The Fiesta Bowl shall select the top two teams ranked in the BCS final regular season standings.

The BCS will also mark the return of regional consideration regarding team selection. Specifically, as a member of the BCS, the Rose Bowl will host the Big Ten and Pac-10

BOWL CHAMPIONSHIP SERIES SCHEDULE

2000 BOWL SEASON

January 1 (5 p.m.)	Rose Bowl
January 1 (8:30 p.m.)	Orange Bowl
January 2 (8 p.m.)	Fiesta Bowl
January 3 (8 p.m.)	Sugar Bowl
	National Championship

2001 BOWL SEASON

January 1 (5 p.m.)	Rose Bowl
January 1 (8:30 p.m.)	Fiesta Bowl
January 2 (8 p.m.)	Sugar Bowl
January 3 (8 p.m.)	Orange Bowl
	National Championship

2002 BOWL SEASON

January 1 (5 p.m.)	Fiesta Bowl
January 1 (8:30 p.m.)	Sugar Bowl
January 2 (8 p.m.)	Orange Bowl
January 3 (8 p.m.)	Rose Bowl
	National Championship

champions in those years in which either the Rose Bowl does not have the national championship game or the Big Ten and Pac-10 champion is not ranked No. 1 or No. 2. Other "regional consideration" tie-ins include the SEC champion in the Sugar Bowl, the ACC or Big East champion in the Orange Bowl and the Big 12 champion in the Fiesta Bowl.

Other BCS bowl games during the 1999 bowl season include the Orange Bowl on Jan. 2 at 8 p.m. ET, the Sugar Bowl on Jan. 1 at 8:30 p.m. ET and the Rose Bowl on Jan. 1 at 5 p.m. ET.

ABC-TV has the broadcast rights to each of the four bowl games during the four-year contract.

1998 Football Bowl Lineup

BOWL	DATE	TV	LOCAL TIME	PARTICIPANTS
Las Vegas	Dec. 19	ESPN	3 p.m. PT	WAS #2 or 3 vs. At-Large
Ford Motor City	Dec. 23	ESPN2	8 p.m. ET	MAC Champion vs. At-Large
Jeep Aloha	Dec. 25	ABC	10:30 a.m. HT	Pac-10 #4 vs. At-Large
Mele Kalikimake	Dec. 25	ESPN	3:30 p.m. HT	WAC #2 or 3 vs. Pac-10 #5
Insight.Com	Dec. 26	ESPN	5 p.m. MT	Big East #3 vs. Big 12 #5
Sunshine Classic	Dec. 29	TBS	7:30 p.m. ET	ACC #4 vs. Big Ten #6
Music City	Dec. 29	ESPN	4 p.m. CT	SEC vs. at-large
Builders Square Alama	Dec. 29	ESPN	7:30 p.m. CT	Big 12 #4 vs. Big Ten #4
Culligan Holiday	Dec. 30	ESPN	5 p.m. PT	WAC #1 or Pac-10 #2 vs. Big 12 #3
Humanitarian	Dec. 30	ESPN2	2 p.m. MT	Big West #1 vs. at-large
Sanford Independence	Dec. 31	ESPN	7:30 p.m. CT	SEC vs. at-large
AXA/Equitable Liberty	Dec. 31	ESPN	12:30 p.m. CT	Conference USA #1 vs. SEC
Chick-fil-A Peach	Dec. 31	ESPN	5 p.m. ET	ACC #3 vs. SEC #4
Norwest Sun	Dec. 31	CBS	12 p.m. MT	Pac-10 #3 vs. Big Ten #5
Southwestern Bell Cotton	Jan. 1	FOX	12:30 p.m. CT	WAS #1 or Pac-10 #2 vs. Big 12 #2
Com/USA Florida Citrus	Jan. 1	ABC	1 p.m. ET	SEC #2 vs. Big Ten #2
Toyota Gator	Jan. 1	NBC	12:30 p.m. ET	ACC #2 vs. Big East #2
Outback	Jan. 1	ESPN	11 a.m. ET	SEC #3 vs. Big Ten #3
Rose	Jan. 1	ABC	2 p.m. PT	Bowl Championship Series
Nokia Sugar	Jan. 1	ABC	7:30 p.m. CT	Bowl Championship Series
FedEx Orange	Jan. 2	ABC	8 p.m. ET	Bowl Championship Series
Tostitos Fiesta	Jan. 4	ABC	6 p.m. MT	Bowl Championship Series - National Championship

NCAA ALL-TIME BOWL RECORDS

This list includes all bowl games played by current Division I teams. Division I-A teams Akron, Arkansas State and Southwestern Louisiana have not played in a bowl game.

TEAM	W	L	T				
Air Force	6	7	1	Navy	4	4	1
Alabama	28	17	3	Nebraska	18	18	0
Arizona	4	7	1	Nevada	1	2	0
Arizona State	10	6	1	Nevada-Las Vegas	*2	1	0
Arkansas	9	16	3	New Mexico	2	3	1
Army	2	2	0	New Mexico State	2	0	1
Auburn	14	10	2	North Carolina	10	12	0
Ball State	0	3	0	North Carolina State	8	8	1
Baylor	8	8	0	Northern Illinois	1	0	0
Boston College	6	5	0	Northwestern	1	2	0
Bowling Green	2	3	0	Notre Dame	13	9	0
Brigham Young	6	12	1	Ohio	0	2	0
California	4	8	1	Ohio State	13	17	0
Cal-State Fullerton	0	1	0	Oklahoma	20	11	1
Central Michigan	0	2	0	Oklahoma State	9	4	0
Cincinnati	2	1	0	Oregon	4	8	0
Clemson	12	10	0	Oregon State	2	2	0
Colorado	9	12	0	Pacific	3	1	1
Colorado State	2	3	0	Penn State	20	11	2
Duke	3	5	0	Pittsburgh	8	11	0
East Carolina	3	1	0	Purdue	5	1	0
Eastern Michigan	1	0	0	Rice	4	3	0
Florida	12	13	0	Rutgers	0	1	0
Florida State	16	8	2	San Diego State	1	3	0
Fresno State	6	3	0	San Jose State	4	3	0
Georgia	16	14	3	South Carolina	1	8	0
Georgia Tech	18	8	0	Southern Cal	26	12	0
Hawaii	1	1	0	Southern Methodist	4	6	1
Houston	7	6	1	Southern Mississippi	3	4	0
Illinois	5	7	0	Stanford	9	8	1
Indiana	3	5	0	Syracuse	10	7	1
Iowa	8	7	1	Temple	1	1	0
Iowa State	0	4	0	Tennessee	21	17	0
Kansas	3	5	0	Texas	17	18	2
Kansas State	3	3	0	Texas A&M	12	11	0
Kent	0	1	0	Texas Christian	4	10	1
Kentucky	5	3	0	Texas-El Paso	5	4	0
Louisiana State	14	16	1	Texas Tech	5	16	1
Louisiana Tech	0	0	1	Toledo	5	1	0
Louisville	3	1	1	Tulane	2	6	0
Marshall	0	1	0	Tulsa	4	7	0
Maryland	6	9	2	UCLA	11	9	1
Memphis State	1	0	0	Utah	3	3	0
Miami (Fla.)	11	11	0	Utah State	1	5	0
Miami (Ohio)	5	2	0	Vanderbilt	1	1	1
Michigan	14	15	0	Virginia	4	5	0
Michigan State	4	10	0	Virginia Tech	3	8	0
Minnesota	2	3	0	Wake Forest	2	2	0
Mississippi	15	11	0	Washington	13	10	1
Mississippi State	4	5	0	Washington State	4	3	0
Missouri	8	12	0	West Virginia	8	11	0
				Western Michigan	0	2	0
				Wisconsin	4	6	0
				Wyoming	5	5	0

* Later lost game by forfeit.



ASSOCIATED PRESS FINAL POLLS SINCE 1936

1936

1. Minnesota
2. Louisiana State
3. Pittsburgh
4. Alabama
5. Washington
6. Santa Clara
7. Northwestern
8. Notre Dame
9. Nebraska
10. Pennsylvania
11. Duke
12. Dartmouth
13. Duquesne
14. Fordham
15. Texas Christian
16. Tennessee
17. Arkansas
18. Navy
19. Marquette

1937

1. Pittsburgh
2. California
3. Fordham
4. Alabama
5. Minnesota
6. Villanova
7. Dartmouth
8. Louisiana State
9. Notre Dame
10. Santa Clara
11. Nebraska
12. Yale
13. Ohio State
14. Holy Cross
15. Arkansas
16. Texas Christian
17. Colorado
18. Rice
19. North Carolina
20. Duke

1938

1. Texas Christian
2. Tennessee
3. Duke
4. Oklahoma
5. Notre Dame
6. Carnegie Tech
7. Southern Cal
8. Pittsburgh
9. Holy Cross
10. Minnesota
11. Texas Tech
12. Cornell
13. Alabama
14. California
15. Fordham
16. Michigan
17. Northwestern
18. Villanova
19. Tulane
20. Dartmouth

1939

1. Texas A&M
2. Tennessee
3. Southern Cal
4. Cornell
5. Tulane
6. Missouri
7. UCLA
8. Duke
9. Iowa
10. Duquesne
11. Boston College
12. Clemson
13. Notre Dame
14. Santa Clara
15. Ohio State
16. Georgia Tech
17. Fordham
18. Nebraska
19. Oklahoma
20. Michigan

1940

1. Minnesota
2. Stanford
3. Michigan
4. Tennessee
5. Boston College
6. Texas A&M
7. Nebraska
8. Northwestern
9. Mississippi State
10. Washington
11. Santa Clara
12. Fordham

13. Georgetown
14. Pennsylvania
15. Cornell
16. So. Methodist
17. Hardin-Simmons
18. Duke
19. Lafayette

1941

1. Minnesota
2. Duke
3. Notre Dame
4. Texas
5. Michigan
6. Fordham
7. Missouri
8. Duquesne
9. Texas A&M
10. Navy
11. Northwestern
12. Oregon State
13. Ohio State
14. Georgia
15. Pennsylvania
16. Mississippi State
17. Mississippi
18. Tennessee
19. Washington St.
20. Alabama

1942

1. Ohio State
2. Georgia
3. Wisconsin
4. Tulsa
5. Georgia Tech
6. Notre Dame
7. Tennessee
8. Boston College
9. Michigan
10. Alabama
11. Texas
12. Stanford
13. UCLA
14. William & Mary
15. Santa Clara
16. Auburn
17. Washington St.
18. Mississippi State
19. Minnesota
20. Penn State

1943

1. Notre Dame
2. Iowa Pre-Flight
3. Michigan
4. Navy
5. Purdue
6. Great Lakes
7. Duke
8. Del. Motie P-F
9. Northwestern
10. March Field
11. Army
12. Washington
13. Georgia Tech
14. Texas
15. Tulsa
16. Dartmouth
17. Bainbridge NTS
18. Colorado Col.
19. Pacific
20. Pennsylvania

1944

1. Army
2. Ohio State
3. Randolph Field
4. Navy
5. Bainbridge NTS
6. Iowa Pre-Flight
7. Southern Cal
8. Michigan
9. Notre Dame
10. March Field
11. Duke
12. Tennessee
13. Georgia Tech
14. Nazran P-F
15. Illinois
16. El Toro Marines
17. Great Lakes
18. Fort Pierce
19. St. Mary's P-F
20. Sec. Air Force

1945

1. Army
2. Alabama

3. Navy
4. Indiana
5. Oklahoma State
6. Michigan
7. St. Mary's (Cal.)
8. Pennsylvania
9. Notre Dame
10. Texas
11. Southern Cal
12. Ohio State
13. Duke
14. Tennessee
15. Louisiana State
16. Holy Cross
17. Tulsa
18. Georgia
19. Wake Forest
20. Columbia

1946

1. Notre Dame
2. Army
3. Georgia
4. UCLA
5. Illinois
6. Michigan
7. Tennessee
8. Louisiana State
9. North Carolina
10. Rice
11. Georgia Tech
12. Yale
13. Pennsylvania
14. Oklahoma
15. Texas
16. Arkansas
17. Tulsa
18. N. C. State
19. Delaware
20. Indiana

1947*

1. Notre Dame
2. Michigan
3. So. Methodist
4. Penn State
5. Texas
6. Alabama
7. Pennsylvania
8. Southern Cal
9. North Carolina
10. Georgia Tech
11. Army
12. Kansas
13. Mississippi
14. William & Mary
15. California
16. Oklahoma
17. N. C. State
18. Rice
19. Duke
20. Columbia

1948

1. Michigan
2. Notre Dame
3. North Carolina
4. California
5. Oklahoma
6. Army
7. Northwestern
8. Oregon
9. So. Methodist
10. Clemson
11. Vanderbilt
12. Tulane
13. Michigan State
14. Mississippi
15. Minnesota
16. Missouri
17. William & Mary
18. Penn State
19. Cornell
20. Wake Forest

1949

1. Notre Dame
2. Oklahoma
3. California
4. Army
5. Rice
6. Ohio State
7. Michigan
8. Minnesota
9. Louisiana State
10. Pacific
11. Kentucky
12. Cornell
13. Villanova
14. Maryland
15. Santa Clara

16. North Carolina
17. Tennessee
18. Princeton
19. Michigan State
20. Missouri

1950

1. Oklahoma
2. Army
3. Texas
4. Tennessee
5. California
6. Princeton
7. Kentucky
8. Michigan State
9. Michigan
10. Clemson
11. Washington
12. Wyoming
13. Illinois
14. Ohio State
15. Miami (Fla.)
16. Alabama
17. Nebraska
18. Washing. & Lee
19. Tulsa
20. Tulane

1951

1. Tennessee
2. Michigan State
3. Maryland
4. Illinois
5. Georgia Tech
6. Princeton
7. Stanford
8. Wisconsin
9. Baylor
10. Oklahoma
11. Texas Christian
12. California
13. Virginia
14. San Francisco
15. Kentucky
16. Boston University
17. UCLA
18. Washington St.
19. Holy Cross
20. Clemson

1952

1. Michigan State
2. Georgia Tech
3. Notre Dame
4. Oklahoma
5. Southern Cal
6. UCLA
7. Mississippi
8. Tennessee
9. Alabama
10. Texas
11. Wisconsin
12. Tulsa
13. Maryland
14. Syracuse
15. Florida
16. Duke
17. Ohio State
18. Purdue
19. Princeton
20. Kentucky

1953

1. Maryland
2. Notre Dame
3. Michigan State
4. Oklahoma
5. UCLA
6. Rice
7. Illinois
8. Georgia Tech
9. Iowa
10. West Virginia
11. Texas
12. Texas Tech
13. Alabama
14. Army
15. Wisconsin
16. Kentucky
17. Auburn
18. Duke
19. Stanford
20. Michigan

1954

1. Ohio State
2. UCLA
3. Oklahoma
4. Notre Dame
5. Navy

6. Mississippi
7. Army
8. Maryland
9. Wisconsin
10. Arkansas
11. Miami (Fla.)
12. West Virginia
13. Auburn
14. Duke
15. Michigan
16. Virginia Tech
17. Southern Cal
18. Baylor
19. Rice
20. Penn State

1955

1. Oklahoma
2. Michigan State
3. Maryland
4. UCLA
5. Ohio State
6. Texas Christian
7. Georgia Tech
8. Auburn
9. Notre Dame
10. Mississippi
11. Pittsburgh
12. Michigan
13. Southern Cal
14. Miami (Fla.)
15. Miami (Ohio)
16. Stanford
17. Texas A&M
18. Navy
19. West Virginia
20. Army

1956

1. Oklahoma
2. Tennessee
3. Iowa
4. Georgia Tech
5. Texas A&M
6. Miami (Fla.)
7. Michigan
8. Syracuse
9. Michigan State
10. Oregon State
11. Baylor
12. Minnesota
13. Pittsburgh
14. Texas Christian
15. Ohio State
16. Navy
17. Colo. Washing.
18. Southern Cal
19. Clemson
20. Colorado

1957

1. Auburn
2. Ohio State
3. Michigan State
4. Oklahoma
5. Navy
6. Iowa
7. Mississippi
8. Rice
9. Texas A&M
10. Notre Dame
11. Texas
12. Arizona State
13. Tennessee
14. Mississippi State
15. N. C. State
16. Duke
17. Florida
18. Army
19. Wisconsin
20. Virginia Military

1958

1. Louisiana State
2. Iowa
3. Army
4. Auburn
5. Oklahoma
6. Air Force
7. Wisconsin
8. Ohio State
9. Syracuse
10. Texas Christian
11. Mississippi
12. Clemson
13. Purdue
14. Florida
15. North Carolina
16. California
17. Notre Dame
18. So. Methodist

19. Oklahoma State
20. Rutgers

1959

1. Syracuse
2. Mississippi
3. Louisiana State
4. Texas
5. Georgia
6. Wisconsin
7. Texas Christian
8. Washington
9. Alabama
10. Arkansas
11. Clemson
12. Penn State
13. Illinois
14. Southern Cal
15. Oklahoma
16. Wyoming
17. Notre Dame
18. Missouri
19. Florida
20. Pittsburgh

1960

1. Minnesota
2. Mississippi
3. Iowa
4. Navy
5. Missouri
6. Washington
7. Arkansas
8. Ohio State
9. Alabama
10. Duke
11. Kansas
12. Baylor
13. Auburn
14. Yale
15. Michigan State
16. Penn State
17. New Mexico St.
18. Florida
19. Syracuse
20. Purdue

1961

1. Alabama
2. Ohio State
3. Texas
4. Louisiana State
5. Mississippi
6. Minnesota
7. Colorado
8. Michigan State
9. Arkansas
10. Utah State
11. Missouri
12. Purdue
13. Georgia Tech
14. Syracuse
15. Rutgers
16. UCLA
17. Rice
18. Penn State
19. Arizona
20. Duke

1962**

1. Southern Cal
2. Wisconsin
3. Mississippi
4. Texas
5. Alabama
6. Arkansas
7. Louisiana State
8. Oklahoma
9. Penn State
10. Minnesota

1963**

1. Texas
2. Navy
3. Illinois
4. Pittsburgh
5. Auburn
6. Nebraska
7. Mississippi
8. Alabama
9. Oklahoma
10. Michigan State

1964**

1. Alabama
2. Arkansas
3. Notre Dame
4. Michigan
5. Texas
6. Nebraska

College Football

- Louisiana State
- Oregon State
- Ohio State
- Southern Cal

1965**

- Alabama
- Michigan State
- Arkansas
- UCLA
- Nebraska
- Missouri
- Tennessee
- Louisiana State
- Notre Dame
- Southern Cal

1966**

- Notre Dame
- Michigan State
- Alabama
- Georgia
- UCLA
- Nebraska
- Purdue
- Georgia Tech
- Miami (Fla.)
- So. Methodist

1967**

- Southern Cal
- Tennessee
- Oklahoma
- Indiana
- Notre Dame
- Wyoming
- Oregon State
- Alabama
- Purdue
- Penn State

1968

- Ohio State
- Penn State
- Texas
- Southern Cal
- Notre Dame
- Arkansas
- Kansas
- Georgia
- Missouri
- Purdue
- Oklahoma
- Michigan
- Tennessee
- So. Methodist
- Oregon State
- Auburn
- Alabama
- Houston
- Louisiana State
- Ohio

1969

- Texas
- Penn State
- Southern Cal
- Ohio State
- Notre Dame
- Missouri
- Arkansas
- Mississippi
- Michigan
- Louisiana State
- Nebraska
- Houston
- UCLA
- Florida
- Tennessee
- Colorado
- West Virginia
- Purdue
- Stanford
- Auburn

1970

- Nebraska
- Notre Dame
- Texas
- Tennessee
- Ohio State
- Arizona State
- Louisiana State
- Stanford
- Michigan
- Auburn
- Arkansas
- Toledo
- Georgia Tech
- Dartmouth
- Southern Cal
- Air Force
- Tulane
- Penn State
- Houston
- Oklahoma
- Mississippi

1971

- Nebraska
- Oklahoma
- Colorado
- Alabama
- Penn State
- Michigan

- Georgia
- Arizona State
- Tennessee
- Stanford
- Louisiana State
- Auburn
- Notre Dame
- Toledo
- Mississippi
- Arkansas
- Houston
- Texas
- Washington
- Southern Cal

1972

- Southern Cal
- Oklahoma
- Texas
- Nebraska
- Auburn
- Michigan
- Alabama
- Tennessee
- Ohio State
- Penn State
- Louisiana State
- North Carolina
- Arizona State
- Notre Dame
- UCLA
- Colorado
- N. C. State
- Indiana
- Washington St.
- Georgia Tech

1973

- Notre Dame
- Ohio State
- Oklahoma
- Alabama
- Penn State
- Michigan
- Southern Cal
- Arizona State
- Houston
- Texas Tech
- UCLA
- Louisiana State
- Texas
- Miami (Ohio)
- N. C. State
- Missouri
- Kansas
- Tennessee
- Maryland
- Tulane

1974

- Oklahoma
- Southern Cal
- Michigan
- Ohio State
- Alabama
- Notre Dame
- Penn State
- Auburn
- Nebraska
- Miami (Ohio)
- N. C. State
- Michigan State
- Maryland
- Baylor
- Florida
- Texas A&M
- Mississippi State
- Texas
- Houston
- Tennessee

1975

- Oklahoma
- Arizona State
- Alabama
- Ohio State
- UCLA
- Texas
- Arkansas
- Michigan
- Nebraska
- Penn State
- Texas A&M
- Miami (Ohio)
- Maryland
- California
- Pittsburgh
- Colorado
- Southern Cal
- Arizona
- Georgia
- West Virginia

1976

- Pittsburgh
- Southern Cal
- Michigan
- Houston
- Oklahoma
- Ohio State
- Texas A&M
- Maryland
- Nebraska
- Georgia
- Alabama
- Notre Dame
- Texas Tech
- Oklahoma State
- UCLA
- Colorado
- Rutgers
- Kentucky
- Iowa State
- Mississippi State

1977

- Notre Dame
- Alabama
- Arkansas
- Texas
- Penn State
- Kentucky
- Oklahoma
- Pittsburgh
- Michigan
- Washington
- Ohio State
- Nebraska
- Southern Cal
- FLORIDA STATE
- Stanford
- San Diego State
- North Carolina
- Arizona State
- Clemson
- Brigham Young

1978

- Alabama
- Southern Cal
- Oklahoma
- Penn State
- Michigan
- Clemson
- Notre Dame
- Nebraska
- Houston
- Arkansas
- Michigan State
- Purdue
- UCLA
- Missouri
- Georgia
- Stanford
- N. C. State
- Texas A&M
- Washington St.
- Maryland

1979

- Alabama
- Southern Cal
- Oklahoma
- Ohio State
- Houston
- FLORIDA STATE
- Pittsburgh
- Arkansas
- Nebraska
- Purdue
- Washington
- Texas
- Brigham Young
- Baylor
- North Carolina
- Auburn
- Temple
- Michigan
- Indiana
- Penn State

1980

- Georgia
- Pittsburgh
- Oklahoma
- Michigan
- FLORIDA STATE
- Alabama
- Nebraska
- Penn State
- Notre Dame
- North Carolina
- Southern Cal
- Brigham Young
- UCLA
- Baylor
- Houston
- Ohio State
- Washington
- Miami (Fla.)
- Mississippi State
- So. Methodist

1981

- Clemson
- Texas
- Penn State
- Pittsburgh
- So. Methodist
- Georgia
- Alabama
- Miami (Fla.)
- North Carolina
- Washington
- Nebraska
- Michigan
- Brigham Young
- Southern Cal
- Ohio State
- Louisiana State
- West Virginia
- Iowa
- Missouri
- Oklahoma

1982

- Penn State
- So. Methodist
- Nebraska
- Georgia
- UCLA
- Arizona State
- Washington
- Clemson
- Arkansas
- UCLA
- Louisiana State
- Ohio State
- FLORIDA STATE
- Alabama
- Southern Cal
- Oklahoma

1983

- Miami (Fla.)
- Nebraska
- Auburn
- Georgia
- Texas
- Florida
- Brigham Young
- Michigan
- Ohio State
- Illinois
- Clemson
- So. Methodist
- Air Force
- Iowa
- Alabama
- West Virginia
- UCLA
- Pittsburgh
- Boston College
- East Carolina

1984

- Brigham Young
- Washington
- Florida
- Nebraska
- Boston College
- Oklahoma
- So. Methodist
- UCLA
- Southern Cal
- South Carolina
- Maryland
- Ohio State
- Auburn
- Louisiana State
- Iowa
- FLORIDA STATE
- Miami (Fla.)
- Kentucky
- Virginia

1985

- Oklahoma
- Michigan
- Penn State
- Tennessee
- Florida
- Texas A&M
- UCLA
- Air Force
- Miami (Fla.)
- Iowa
- Nebraska
- Arkansas
- Alabama
- Ohio State
- FLORIDA STATE
- Brigham Young
- Baylor
- Maryland
- Georgia Tech
- Louisiana State

1986

- Penn State
- Miami (Fla.)
- Oklahoma
- Arizona State
- Nebraska
- Auburn
- Ohio State
- Michigan
- Alabama
- Louisiana State
- Arizona
- Baylor
- Texas A&M
- UCLA
- Arkansas
- Iowa
- Clemson
- Washington
- Boston College
- Virginia Tech

1987

- Miami (Fla.)
- FLORIDA STATE
- Oklahoma
- Syracuse
- Louisiana State
- Nebraska
- Auburn
- Michigan State
- UCLA
- Texas A&M
- Oklahoma State
- Clemson
- Georgia
- Tennessee
- South Carolina
- Iowa
- Notre Dame
- Southern Cal
- Michigan
- Arizona State

1988

- Notre Dame
- Miami (Fla.)
- FLORIDA STATE

- Michigan
- West Virginia
- Southern Cal
- Auburn
- Clemson
- Nebraska
- Oklahoma State
- Arkansas
- Syracuse
- Oklahoma
- Georgia
- Washington St.
- Alabama
- Houston
- Louisiana State
- Indiana

1989

- Miami (Fla.)
- Notre Dame
- FLORIDA STATE
- Colorado
- Tennessee
- Auburn
- Michigan
- Southern Cal
- Alabama
- Illinois
- Nebraska
- Clemson
- Arkansas
- Houston
- Penn State
- Michigan State
- Pittsburgh
- Virginia
- Texas Tech
- Texas A&M
- West Virginia
- Brigham Young
- Washington
- Ohio State
- Arizona

1990

- Colorado
- Georgia Tech
- Miami (Fla.)
- FLORIDA STATE
- Washington
- Notre Dame
- Michigan
- Tennessee
- Clemson
- Houston
- Penn State
- Texas
- Florida
- Louisville
- Texas A&M
- Michigan State
- Oklahoma
- Iowa
- Auburn
- Southern Cal
- Mississippi
- Brigham Young
- Virginia
- Nebraska
- Illinois

1991

- Miami (Fla.)
- Washington
- Penn State
- FLORIDA STATE
- Alabama
- Michigan
- Florida
- California
- East Carolina
- Iowa
- Syracuse
- Texas A&M
- Notre Dame
- Tennessee
- Nebraska
- Oklahoma
- Georgia
- Clemson
- UCLA
- Colorado
- Tulsa
- Stanford
- Brigham Young
- N. C. State
- Air Force

1992

- Alabama
- FLORIDA STATE
- Miami (Fla.)
- Notre Dame
- Michigan
- Syracuse
- Texas A&M
- Georgia
- Stanford
- Florida
- Washington
- Tennessee
- Colorado
- Nebraska
- Washington St.
- Mississippi
- N. C. State
- Ohio State
- North Carolina

- Hawaii
- Boston College
- Kansas
- Mississippi State
- Fresno State
- Wake Forest

1993

- FLORIDA STATE
- Notre Dame
- Nebraska
- Auburn
- Florida
- Wisconsin
- West Virginia
- Penn State
- Texas A&M
- Arizona
- Ohio State
- Tennessee
- Boston College
- Alabama
- Miami (Fla.)
- Colorado
- Oklahoma
- UCLA
- North Carolina
- Kansas State
- Michigan
- Virginia Tech
- Clemson
- Louisville
- California

1994

- Nebraska
- Penn State
- Colorado
- FLORIDA STATE
- Alabama
- Miami (Fla.)
- Florida
- Texas A&M
- Auburn
- Utah
- Oregon
- Michigan
- Southern Cal
- Ohio State
- Virginia
- Colorado State
- N. C. State
- Brigham Young
- Kansas State
- Arizona
- Washington St.
- Tennessee
- Boston College
- Mississippi St.
- Texas

1995

- Nebraska
- Florida
- Tennessee
- FLORIDA STATE
- Colorado
- Ohio State
- Kansas State
- Northwestern
- Kansas
- Virginia Tech
- Notre Dame
- Southern Cal
- Penn State
- Texas
- Texas A&M
- Michigan
- Oregon
- Syracuse
- Miami
- Alabama
- Arizona
- Auburn
- Texas Tech
- Toledo
- Iowa

1996

- Florida
- Ohio State
- FLORIDA STATE
- Arizona State
- Brigham Young
- Nebraska
- Penn State
- Colorado
- Tennessee
- North Carolina
- Alabama
- Louisiana State
- Virginia Tech
- Miami (Fla.)
- Northwestern
- Washington
- Kansas State
- Iowa
- Notre Dame
- Michigan
- Syracuse
- Texas A&M
- Wyoming
- Texas
- Auburn
- Army

*On January 6, 1995, in a special post-season poll after the Rose Bowl, the Associated Press voted Michigan No. 1 and Notre Dame No. 2. However, the post-season poll did not supersede the final regular-season poll of December 6, 1995. **Only 10 ranked.



UPI COACHES FINAL POLLS SINCE 1950

1950

- Oklahoma
- Texas
- Tennessee
- California
- Army
- Michigan
- Kentucky
- Princeton
- Michigan State
- Ohio State
- Illinois
- Clemson
- Miami (Fla.)
- Wyoming
- Washington
- Baylor
- Alabama
- Wash. & Lee
- Navy
- Nebraska
- Wisconsin
- Cornell

1951

- Tennessee
- Michigan State
- Illinois
- Maryland
- Georgia Tech
- Princeton
- Stanford
- Wisconsin
- Baylor
- Texas Christian
- Oklahoma
- California
- Notre Dame
- San Francisco
- Purdue
- Washington St.
- Holy Cross
- UCLA
- Kentucky
- Kansas

1952

- Michigan State
- Georgia Tech
- Notre Dame
- Oklahoma
- Southern Cal
- UCLA
- Mississippi
- Tennessee
- Alabama
- Wisconsin
- Texas
- Purdue
- Maryland
- Princeton
- Ohio State
- Pittsburgh
- Navy
- Duke
- Houston
- Kentucky

1953

- Maryland
- Notre Dame
- Michigan State
- UCLA
- Oklahoma
- Rice
- Illinois
- Texas
- Georgia Tech
- Iowa
- Alabama
- Texas Tech
- West Virginia
- Wisconsin
- Kentucky
- Army
- Stanford
- Duke
- Michigan
- Ohio State

1954

- UCLA
- Ohio State
- Oklahoma
- Notre Dame
- Navy
- Mississippi
- Army
- Arkansas
- Miami (Fla.)
- Wisconsin

- Southern Cal
- Maryland
- Georgia Tech
- Duke
- Michigan
- Penn State
- So. Methodist
- Denver
- Rice
- Minnesota

1955

- Oklahoma
- Michigan State
- Maryland
- UCLA
- Ohio State
- Texas Christian
- Georgia Tech
- Auburn
- Mississippi
- Notre Dame
- Pittsburgh
- Southern Cal
- Michigan
- Texas A&M
- Army
- Duke
- West Virginia
- Miami (Fla.)
- Iowa
- Navy
- Stanford
- Miami (Ohio)

1956

- Oklahoma
- Tennessee
- Iowa
- Georgia Tech
- Texas A&M
- Miami (Fla.)
- Michigan
- Syracuse
- Minnesota
- Michigan State
- Baylor
- Pittsburgh
- Oregon State
- Texas Christian
- Southern Cal
- Wyoming
- Yale
- Colorado
- Colorado
- Navy
- Duke

1957

- Ohio State
- Auburn
- Michigan State
- Oklahoma
- Iowa
- Navy
- Rice
- Mississippi
- Notre Dame
- Texas A&M
- Texas
- Arizona State
- Army
- Duke
- Wisconsin
- Tennessee
- Oregon
- Clemson
- UCLA
- N. C. State

1958

- Louisiana State
- Iowa
- Army
- Auburn
- Oklahoma
- Wisconsin
- Ohio State
- Air Force
- Texas Christian
- Syracuse
- Purdue
- Mississippi
- Clemson
- Notre Dame
- Florida
- California
- Northwestern
- So. Methodist

1959

- Syracuse

- Mississippi
- Louisiana State
- Texas
- Georgia
- Wisconsin
- Washington
- Texas Christian
- Penn State
- Illinois
- Southern Cal
- Alabama
- Penn State
- Oklahoma
- Northwestern
- Michigan State
- Wyoming
- Auburn
- Missouri

1960

- Minnesota
- Iowa
- Mississippi
- Missouri
- Wisconsin
- Navy
- Arkansas
- Ohio State
- Kansas
- Alabama
- Duke
- Baylor
- Michigan State
- Auburn
- Purdue
- Florida
- Texas
- Yale
- New Mexico St.
- Tennessee

1961

- Alabama
- Ohio State
- Louisiana State
- Texas
- Mississippi
- Minnesota
- Colorado
- Arkansas
- Michigan State
- Utah State
- Purdue
- Missouri
- Georgia Tech
- Duke
- Kansas
- Syracuse
- Wyoming
- Wisconsin
- Miami (Fla.)
- Penn State

1962

- Southern Cal
- Wisconsin
- Mississippi
- Texas
- Alabama
- Arkansas
- Oklahoma
- Louisiana
- Penn State
- Minnesota
- Georgia Tech
- Missouri
- Ohio State
- Duke
- Washington
- Northwestern
- Oregon State
- Arizona
- Illinois
- Miami (Fla.)

1963

- Texas
- Navy
- Pittsburgh
- Illinois
- Nebraska
- Auburn
- Mississippi
- Oklahoma
- Alabama
- Michigan State
- Mississippi State
- Syracuse
- Arizona State
- Memphis State

- Washington
- Penn State
- Southern Cal
- Missouri
- North Carolina
- Baylor

1964

- Alabama
- Arkansas
- Notre Dame
- Michigan
- Texas
- Nebraska
- Louisiana State
- Oregon State
- Ohio State
- Southern Cal
- FLORIDA STATE
- Syracuse
- Princeton
- Penn State
- Utah
- Illinois
- New Mexico
- Tulsa
- Missouri
- Mississippi
- Michigan State

1965

- Michigan State
- Arkansas
- Nebraska
- Alabama
- UCLA
- Missouri
- Tennessee
- Notre Dame
- Southern Cal
- Texas Tech
- Ohio State
- Florida
- Purdue
- Nebraska
- Louisiana State
- Georgia
- Tulsa
- Mississippi
- Kentucky
- Syracuse
- Colorado

1966

- Notre Dame
- Michigan State
- Alabama
- Georgia
- UCLA
- Purdue
- Nebraska
- Georgia Tech
- So. Methodist
- Miami (Fla.)
- Florida
- Mississippi
- Arkansas
- Michigan
- Wyoming
- Syracuse
- Houston
- Southern Cal
- Oregon State
- Virginia Tech

1967

- Southern Cal
- Tennessee
- Oklahoma
- Notre Dame
- Wyoming
- Indiana
- Alabama
- Oregon State
- Purdue
- UCLA
- Penn State
- Syracuse
- Colorado
- Minnesota
- FLORIDA STATE
- Miami (Fla.)
- N. C. State
- Georgia
- Houston
- Arizona State

1968

- Ohio State
- Southern Cal
- Penn State
- Georgia

- Texas
- Kansas
- Tennessee
- Notre Dame
- Arkansas
- Oklahoma
- Purdue
- Alabama
- Oregon State
- FLORIDA STATE
- Michigan
- So. Methodist
- Missouri
- Ohio
- Minnesota
- Houston
- Stanford

1969

- Texas
- Penn State
- Arkansas
- Southern Cal
- Ohio State
- Missouri
- Louisiana State
- Michigan
- Notre Dame
- UCLA
- Tennessee
- Nebraska
- Mississippi
- Stanford
- Auburn
- Houston
- Florida
- Purdue
- San Diego State
- West Virginia

1970

- Texas
- Ohio State
- Nebraska
- Tennessee
- Notre Dame
- Louisiana State
- Michigan
- Arizona State
- Auburn
- Stanford
- Air Force
- Arkansas
- Houston
- Dartmouth
- Oklahoma
- Colorado
- Georgia Tech
- Toledo
- Penn State
- Southern Cal

1971

- Nebraska
- Alabama
- Oklahoma
- Michigan
- Auburn
- Arizona State
- Colorado
- Georgia
- Tennessee
- Louisiana State
- Penn State
- Texas
- Toledo
- Houston
- Notre Dame
- Stanford
- Iowa State
- North Carolina
- FLORIDA STATE
- Arkansas
- Mississippi

1972

- Southern Cal
- Oklahoma
- Ohio State
- Alabama
- Texas
- Michigan
- Auburn
- Penn State
- Nebraska
- Louisiana State
- Tennessee
- Notre Dame
- Arizona State
- Colorado
- North Carolina

- Louisville
- UCLA
- Washington St.
- Utah State
- San Diego State

1973

- Alabama
- Oklahoma
- Ohio State
- Notre Dame
- Penn State
- Michigan
- Southern Cal
- Texas
- UCLA
- Arizona State
- Nebraska
- Houston
- Louisiana State
- Texas Tech
- Tulane
- Miami (Ohio)
- Maryland
- San Diego State
- Florida

1974*

- Southern Cal
- Alabama
- Ohio State
- Notre Dame
- Michigan
- Auburn
- Penn State
- Nebraska
- N. C. State
- Miami (Ohio)
- Houston
- Florida
- Maryland
- Baylor
- Texas A&M
- Tennessee
- Mississippi State
- Michigan State
- Tulsa

1975

- Oklahoma
- Arizona State
- Alabama
- Ohio State
- UCLA
- Arkansas
- Texas
- Michigan
- Nebraska
- Penn State
- Maryland
- Texas A&M
- Arizona
- Pittsburgh
- California
- Miami (Ohio)
- Notre Dame
- West Virginia
- Georgia
- Southern Cal

1976

- Pittsburgh
- Southern Cal
- Michigan
- Houston
- Ohio State
- Oklahoma
- Nebraska
- Texas A&M
- Texas A&M
- Alabama
- Georgia
- Maryland
- Notre Dame
- Texas Tech
- Oklahoma State
- UCLA
- Colorado
- Rutgers
- Iowa State
- Baylor
- Kentucky

1977

- Notre Dame
- Alabama
- Arkansas
- Penn State
- Texas
- Oklahoma
- Pittsburgh

- Michigan
- Washington
- Nebraska
- FLORIDA STATE**
- Ohio State
- Southern Cal
- North Carolina
- Stanford
- North Texas St.
- Brigham Young
- Arizona State
- San Diego State
- N. C. State

1978

- Southern Cal
- Alabama
- Oklahoma
- Penn State
- Michigan
- Notre Dame
- Clemson
- Nebraska
- Texas
- Arkansas
- Houston
- UCLA
- Purdue
- Missouri
- Georgia
- Stanford
- Navy
- Texas A&M
- Arizona State
- N. C. State

1979

- Alabama
- Southern Cal
- Oklahoma
- Ohio State
- Houston
- Pittsburgh
- Nebraska
- FLORIDA STATE**
- Arkansas
- Purdue
- Washington
- Brigham Young
- Texas
- North Carolina
- Baylor

- Indiana
- Temple
- Penn State
- Michigan
- Missouri

1980

- Georgia
- Pittsburgh
- Oklahoma
- Michigan
- FLORIDA STATE**
- Alabama
- Nebraska
- Penn State
- North Carolina
- Notre Dame
- Brigham Young
- Southern Cal
- Baylor
- UCLA
- Ohio State
- Purdue
- Washington
- Miami (Fla.)
- Florida
- So. Methodist

1981

- Clemson
- Pittsburgh
- Penn State
- Navy
- Texas A&M
- Arizona State
- N. C. State
- Clemson
- Nebraska
- Michigan
- Brigham Young
- Ohio State
- Southern Cal
- Oklahoma
- Iowa
- Arkansas
- Mississippi State
- West Virginia
- So. Mississippi
- Missouri

1982

- Penn State

- So. Methodist
- Nebraska
- Georgia
- UCLA
- Arizona State
- Washington
- Arkansas
- Pittsburgh

10. FLORIDA STATE

- Louisiana State
- Ohio State
- North Carolina
- Auburn
- Michigan
- Oklahoma
- Alabama
- Texas
- West Virginia
- Maryland

1983

- Miami (Fla.)
- Nebraska
- Auburn
- Georgia
- Texas
- Florida
- Brigham Young
- Ohio State
- Michigan
- Illinois
- So. Methodist
- Alabama
- UCLA
- Iowa
- Air Force
- West Virginia
- Penn State
- Oklahoma State
- Pittsburgh
- Boston College

1984

- Brigham Young
- Washington
- Nebraska
- Boston College
- Oklahoma State
- Oklahoma
- Texas
- So. Methodist
- Southern Cal

- UCLA
- Maryland
- Ohio State
- South Carolina
- Auburn
- Iowa
- Louisiana State
- Virginia
- West Virginia
- Kentucky
- FLORIDA STATE**

1985

- Oklahoma
- Michigan
- Penn State
- Texas
- Tennessee
- Air Force
- UCLA
- Texas A&M
- Miami (Fla.)
- Iowa
- Nebraska
- Ohio State
- Arkansas
- FLORIDA STATE**
- Alabama
- Baylor
- Fresno State
- Brigham Young
- Georgia Tech
- Maryland
- Louisiana State

1986

- Penn State
- Miami (Fla.)
- Oklahoma
- Nebraska
- Arizona State
- Ohio State
- Michigan
- Auburn
- Alabama
- Arizona
- Louisiana State
- Texas A&M
- Baylor
- UCLA
- Iowa
- Arkansas
- Washington

- Boston College
- Clemson
- FLORIDA STATE**

1987

- Miami (Fla.)
- FLORIDA STATE**
- Oklahoma
- Syracuse
- Louisiana State
- Nebraska
- Auburn
- Michigan State
- Texas A&M
- Clemson
- UCLA
- Oklahoma State
- Tennessee
- Georgia
- South Carolina
- Iowa
- Southern Cal
- Michigan
- Texas
- Indiana

1988

- Notre Dame
- Miami (Fla.)
- FLORIDA STATE**
- Michigan
- West Virginia
- UCLA
- Auburn
- Clemson
- Southern Cal
- Nebraska
- Oklahoma State
- Syracuse
- Arkansas
- Oklahoma
- Georgia
- Washington St.
- N. C. State
- Alabama
- Indiana
- Wyoming

1989

- Miami (Fla.)
- FLORIDA STATE**

- Notre Dame
- Colorado
- Tennessee
- Auburn
- Alabama
- Michigan
- Southern Cal
- Illinois
- Clemson
- Nebraska
- Arkansas
- Penn State
- Virginia
- Texas Tech
- Michigan State
- Brigham Young
- Pittsburgh
- Washington

1990

- Georgia Tech
- Colorado
- Miami (Fla.)
- FLORIDA STATE**
- Washington
- Notre Dame
- Tennessee
- Michigan
- Clemson
- Penn State
- Texas
- Louisville
- Texas A&M
- Michigan State
- Virginia
- Iowa
- Brigham Young
- Nebraska
- Auburn
- San Jose State
- Syracuse
- Southern Cal
- Mississippi
- Illinois
- Virginia Tech

*Ranking in 1972, by agreement with the American Football Coaches Association, were ineligible for ranking and national championship consideration by the UPI Board of Coaches.



ESPN/USA TODAY FINAL POLLS SINCE 1991

1991

- Washington
- Miami (Fla.)
- Penn State
- FLORIDA STATE**
- Alabama
- Michigan
- California
- Florida
- East Carolina
- Iowa
- Syracuse
- Notre Dame
- Texas A&M
- Oklahoma
- Tennessee
- Nebraska
- Clemson
- UCLA
- Georgia
- Colorado
- Tulsa
- Stanford
- Brigham Young
- Air Force
- N. C. State

1992

- Alabama
- FLORIDA STATE**
- Miami (Fla.)
- Notre Dame
- Michigan
- Texas A&M
- Syracuse
- Georgia
- Stanford
- Washington
- Florida
- Tennessee
- Colorado
- Nebraska
- N. C. State
- Mississippi
- Washington St.
- Ohio State
- Hawaii
- North Carolina

- Boston College
- Fresno State
- Kansas
- Mississippi State
- Penn State

1993

- FLORIDA STATE**
- Notre Dame
- Nebraska
- Florida
- Wisconsin
- West Virginia
- Penn State
- Texas A&M
- Arizona
- Ohio State
- Tennessee
- Boston College
- Alabama
- Oklahoma
- Miami (Fla.)
- Colorado
- UCLA
- Kansas State
- Michigan
- Virginia Tech
- North Carolina
- Clemson
- Louisville
- California
- Southern Cal

1994

- Nebraska
- Penn State
- Colorado
- Alabama
- FLORIDA STATE**
- Miami (Fla.)
- Florida
- Utah
- Ohio State
- Brigham Young
- Oregon
- Michigan
- Virginia
- Colorado State

- Southern Cal
- Kansas State
- N.C. State
- Tennessee
- Washington State
- Arizona
- North Carolina
- Boston College
- Texas
- Virginia Tech
- Mississippi State

1995

- Nebraska
- Tennessee
- Florida
- Colorado
- FLORIDA STATE**
- Kansas State
- Northwestern
- Ohio State
- Virginia Tech
- Kansas
- Southern Cal
- Penn State
- Notre Dame
- Texas
- Texas A&M
- Syracuse
- Virginia
- Oregon
- Michigan
- Texas Tech
- Auburn
- Iowa
- East Carolina
- Toledo
- Louisiana State

1996

- Florida
- Ohio State
- FLORIDA STATE**
- Arizona State
- Brigham Young
- Nebraska
- Penn State
- Colorado

- Tennessee
- North Carolina
- Alabama
- Virginia Tech
- Louisiana State
- Miami (Fla.)
- Washington
- Northwestern
- Kansas State
- Iowa
- Syracuse
- Michigan
- Notre Dame
- Wyoming
- Texas

- Army
- Auburn

1997


- Nebraska
- Michigan
- FLORIDA STATE**
- North Carolina
- UCLA
- Florida
- Kansas State
- Tennessee
- Washington State
- Georgia



The National Champs visit the White House.

SOD CEMETERY HISTORY

YEAR	OPPONENT	SCORE	SITE
1962	Georgia	18- 0	Sanford Stadium
	Georgia Tech	14-14	Grant Field
	Auburn	14-14	Cliff Hare Stadium
1963	Miami	24- 0	Orange Bowl
1964	Georgia	17-14	Sanford Stadium
	Texas Christian	10- 0	Amon G. Carter Stadium
1966	Miami	14- 0	Orange Bowl
	Oklahoma	36-19	Gator Bowl
	Miami	23-20	Orange Bowl
	Texas Tech	42-33	Jones Stadium
1967	South Carolina	32-10	Gator Bowl
	Alabama	37-37	Denny Stadium
1968	Memphis State	27- 7	Memphis Memorial Stadium
	Texas A&M	19-18	Kyle Field
	Florida	21-16	Florida Field
	Penn State	17-17	Beaver Stadium
	N.C. State	48- 7	Carter Stadium
1969	South Carolina	35-28	Carolina Stadium
	Houston	40-20	Jeppesen Stadium
1970	Miami	19-14	Orange Bowl
	Virginia Tech	10-10	Lane Stadium
1976	South Carolina	21-13	Carolina Stadium
	Miami	27- 3	Orange Bowl
1977	Boston College	28- 9	Alumni Stadium
	North Texas State	21-20	Fouts Field
1978	Oklahoma State	25-17	Lewis Field
	Florida	34- 9	Florida Field
1979	Texas Tech	40-17	Tangerine Bowl
	Syracuse	28- 0	Archbold Stadium
1980	Arizona State	31- 3	Sun Devil Stadium
	Louisiana State	24-19	Tiger Stadium
1981	Florida	27-16	Florida Field
	Louisiana State	16- 0	Tiger Stadium
1982	Nebraska	18-14	Memorial Stadium
	Ohio State	36-27	Ohio Stadium
1983	Notre Dame	19-13	Notre Dame Stadium
	Miami	24- 7	Orange Bowl
	Ohio State	34-17	Ohio Stadium
1984	West Virginia	31-12	Gator Bowl
	Arizona State	29-26	Sun Devil Stadium
1985	Louisiana State	40-35	Tiger Stadium
	North Carolina	28- 3	Atlanta Fulton County Stadium
1986	Arizona State	52-44	Sun Devil Stadium
	Georgia	17-17	Citrus Bowl
1987	Nebraska	17-13	Memorial Stadium
	Oklahoma State	34-23	Gator Bowl
1988	Indiana	27-13	Legion Field
	Michigan State	31- 3	Spartan Stadium
1989	Auburn	34- 6	Jordan-Hare Stadium
	Florida	28-13	Florida Field
1990	Nebraska	31-28	Sun Devil Stadium
	Clemson	24-21	Clemson Memorial Stadium
1991	Auburn	13- 7	Louisiana Superdome
	Florida	24-17	Ben Hill Griffin Stadium at Florida Field
1992	Nebraska	41-17	Sun Devil Stadium
	Penn State	24-17	Joe Robbie Stadium
1993	Michigan	51-31	Michigan Stadium
	Texas A&M	10- 2	Cotton Bowl
1994	Clemson	24-20	Clemson Memorial Stadium
	Georgia Tech	29-24	Bobby Dodd Stadium/Grant Field
1995	Nebraska	27-14	Orange Bowl
	Florida	33-21	Ben Hill Griffin Stadium at Florida Field
1996	Nebraska	18-16	Orange Bowl
	Notre Dame	23-16	Citrus Bowl
1997	Florida	23-17	Louisiana Superdome
	Notre Dame	31-26	Orange Bowl
1998	Miami	34-16	Orange Bowl
	North Carolina	20- 3	Kenan Stadium
1999	Ohio State	31-14	Sugar Bowl
	Ohio State		



Paul Piurowski's fumble-causing sack at Nebraska in 1980 insured one of the greatest road wins in FSU history.