

FOOTBALL

COLLEGE



- 1998 NCAA FINAL STATISTICAL LEADERS
- NCAA ALL-TIME LEADERS
- 1999 BOWL CHAMPIONSHIP SERIES



- ALL-TIME BOWL RECORDS
- AP, UPI & ESPN/USA TODAY FINAL POLLS



1998 NCAA FINAL STATISTICAL LEADERS

INDIVIDUAL

Passing Efficiency (Minimum 15 att. per game)

# PLAYER, TEAM	ATT	COMP	YARDS	TD	RATING	POINTS
1. Shaun King, Tulane	328	223	3232	36	183.3	
2. Akili Smith, Oregon	325	191	3307	30	170.4	
3. Daunte Culpepper, Cen. Fla.	402	296	3690	28	170.2	
4. Tim Rattay, Louisiana Tech	559	380	4943	46	164.8	
5. David Neill, Nevada	344	199	3249	29	159.8	

Total Offense

# PLAYER, TEAM	PLAYS	YARDS	YDS/GAME
1. Tim Rattay, Louisiana Tech	602	4840	403.33
2. Chris Redman, Louisville	513	4009	400.90
3. Daunte Culpepper, Central Fla.	543	4153	377.55
4. Tim Couch, Kentucky	617	4151	377.36
5. David Neill, Nevada	409	3351	372.33

Rushing

# PLAYER, TEAM	CARRIES	YARDS	AVG	YARDS /GAME
1. Ricky Williams, Texas	361	2124	5.9	193.09
2. Travis Prentice, Miami (Ohio)	365	1787	4.9	162.45
3. Mike Cloud, Boston College	308	1726	5.6	156.91
4. Ricky Williams, Texas Tech	306	1582	5.2	143.82
5. Devin West, Missouri	283	1578	5.6	143.45

All-Purpose Runners

# PLAYER, TEAM	RUSH	REC	PR	KOR	YDS	YARDS /GAME
1. Troy Edwards, La Tech	227	1996	235	326	2784	232.00
2. Ricky Williams, Texas	2124	262	0	0	2386	216.91
3. Kevin Faulk, LSU	1279	287	265	278	2109	191.73
4. Torry Holt, NC State	102	1604	273	0	1979	179.91
5. Jaime Kimbrough, Fres. St.	1168	391	0	393	1952	177.45

Receptions Per Game

# PLAYER, TEAM	G	CATCHES	YARDS	CATCHES /GAME
1. Troy Edwards, Louisiana Tech	12	140	1996	11.67
2. Dameane Douglas, California	11	100	1150	9.09
3. Geoff Noisy, Nevada	11	94	1405	8.55
4. Arnold Jackson, Louisville	11	90	1165	8.18
5. Torry Holt, NC State	11	88	1604	8.00
Siaha Burley, Central Fla.	11	88	1142	8.00

Receiving Yards Per Game

# PLAYER, TEAM	G	CATCHES	YARDS	YARDS /GAME
1. Troy Edwards, Louisiana Tech	12	140	1996	166.33
2. Torry Holt, NC State	11	88	1604	145.82
3. Geoff Noisy, Nevada	11	94	1405	127.73
4. Travis McGriff, Florida	11	70	1357	123.36
5. David Boston, Ohio State	11	74	1330	120.91

Scoring

# PLAYER, TEAM	TD	XP	FG	POINTS	POINTS /GAME
1. Troy Edwards, Louisiana Tech	31	2	0	188	15.67
2. Ricky Williams, Texas	28	0	0	168	15.27
3. Martin Gramatica, Kansas St.	0	69	22	135	11.25
4. Travis Prentice, Miami (Ohio)	20	0	0	120	10.91
5. Leroy Collins, Louisville	19	2	0	116	10.55

Interceptions

# PLAYER, TEAM	G	NO	YARDS	TD	INT/ GAME
1. Jamar Fletcher, Wisconsin	9	6	99	2	.67
2. Pat Dennis, Northeast La. Lloyd Harrison, NC State	11	7	196	2	.64
4. Hank Poteat, Pittsburgh	10	6	53	0	.60
5. Wade Perkins, Missouri	11	6	129	1	.55
David Macklin, Penn State	11	6	120	1	.55
Tim Smith, Stanford	11	6	69	0	.55

Punt Returns

(MINIMUM 1.2 PER GAME)

# PLAYER, TEAM	NO	YARDS	TD	AVG
1. David Allen, Kansas State	33	730	4	22.12
2. Damon Gourdine, San Diego State	16	294	2	18.38
3. Nick Davis, Wisconsin	27	424	2	15.70
4. David Boston, Ohio State	18	268	1	14.89
5. Payton Williams, Fresno State	24	343	1	14.29

Kickoff Returns

(MINIMUM 1.2 PER GAME)

# PLAYER, TEAM	NO	YARDS	TD	AVG
1. Broderick McGrew, North Texas	18	587	1	32.61
2. Dee Moronkola, Washington State	16	504	2	31.50
3. Kevin Johnson, Syracuse	23	690	2	30.00
4. Tim Alexander, Oregon State	27	799	1	29.59
5. Craig Yeast, Kentucky	14	410	1	29.29

Field Goals

# PLAYER, TEAM	FGA	FG	PCT	FG/ GAME
1. Sebastian Janikowski, Florida St.	32	27	.844	2.25
2. Brad Bohn, Utah State	28	24	.857	2.18
3. Paul Edinger, Michigan State	26	22	.846	2.00
Shayne Graham, Virginia Tech	32	22	.688	2.00
5. Derek Franz, Colorado State	26	21	.808	1.91

Punting

(MINIMUM 3.6 PER GAME)

# PLAYER, TEAM	PUNTS	AVG
1. Joe Kristosik, UNLV	76	46.17
2. Josh Bidwell, Oregon	47	45.81
3. Stephen Baker, Arizona State	56	45.73
4. Dave Zastudil, Ohio	50	45.32
5. Bill Lafleur, Nebraska	52	44.94





TEAM

Turnover Margin

# TEAM	TURNOVERS GAINED			TURNOVERS LOST			MARGIN /GAME
	FUM	INT	TOTAL	FUM	INT	TOTAL	
1. Wisconsin	13	18	31	4	5	9	2.00
2. Northeast La.	21	18	39	12	11	23	1.45
2. UCLA	21	12	33	6	11	17	1.45
4. Air Force	14	16	30	7	6	13	1.42
5. Tulane	12	14	26	5	6	11	1.36

Total Offense

# TEAM	PLAYS	YARDS	YARDS /GAME
1. Louisville	883	6156	559.64
2. Louisiana Tech	894	6479	539.92
3. Kentucky	911	5876	534.18
4. Tulane	816	5578	507.09
5. Nevada	869	5577	507.00

Rushing Offense

# TEAM	CARRIES	YARDS	YARDS /GAME
1. Army	610	3232	293.8
2. Ohio	680	3044	276.7
3. Air Force	648	3201	266.8
4. Navy	580	2874	261.3
5. Rice	624	2829	257.2

Passing Offense

# TEAM	ATT	COMP	YARDS	YARDS /GAME
1. Louisiana Tech	600	402	5185	432.1
2. Kentucky	574	414	4534	412.2
3. Louisville	515	338	4498	408.9
4. Nevada	458	265	3992	362.9
5. Florida	417	238	3807	346.1

Scoring Offense

# TEAM	GAMES	POINTS	AVG
1. Kansas State	12	576	48.0
2. Tulane	11	499	45.4
3. Syracuse	11	468	42.5
4. Louisiana Tech	12	493	41.1
5. UCLA	11	445	40.5

Kickoff Returns

# TEAM	NO	YARDS	AVG
1. Utah	34	920	27.1
2. Washington	43	1115	25.9
3. Syracuse	38	962	25.3
4. Colorado	29	726	25.0
5. Illinois	33	821	24.9

Total Defense

# TEAM	PLAYS	YARDS	YARDS /GAME
1. Florida State	747	2578	214.8
2. Ohio State	762	2835	257.7
3. Kansas State	759	3220	268.3
4. Wisconsin	714	2973	270.3
5. Brigham Young	830	3561	278.9

Rushing Defense

# TEAM	CARRIES	YARDS	YARDS /GAME
1. Ohio State	348	741	67.4
2. Florida State	412	958	79.8

3. Wisconsin	377	986	89.6
4. Florida	393	998	90.7
5. Brigham Young	444	1186	91.2

Pass Efficiency Defense

# TEAM	ATT	COMP	YARDS	TD	INT	POINTS
1. Florida State	335	138	1620	9	18	79.9
2. Ohio State	414	197	2094	7	17	87.4
3. Southern California	455	225	2248	14	24	90.6
4. Colorado	290	138	1633	4	11	91.9
5. Miami (Ohio)	298	142	1659	6	13	92.3

Scoring Defense


# TEAM	GAMES	POINTS	AVG
1. Wisconsin	11	112	10.2
2. Florida State	12	138	11.5
3. Ohio State	11	130	11.8
4. Miami (Ohio)	11	142	12.9
Virginia Tech	11	142	12.9

Punt Returns

# TEAM	NO	YARDS	AVG
1. Kansas State	39	832	21.3
2. San Diego State	18	339	18.8
3. Colorado	28	449	16.0
4. Cincinnati	15	233	15.5
5. Iowa	16	242	15.1

Net Punting

# TEAM	PUNTS	AVG	NO. RET	YDS RET	NET AVG
1. UNLV	77	45.6	38	325	41.4
2. Alabama	66	44.0	26	211	40.8
3. Kansas State	31	42.4	9	56	40.6
4. Wisconsin	67	44.0	35	231	40.6
5. Oregon	49	44.4	17	213	40.1



FSU's defense was No. 1 in '98.





NCAA ALL-TIME LEADERS

TOTAL OFFENSE

Career Yards

PLAYER	TEAM	YEARS	PLAYS	YARDS			AVG
				RUSH	PASS	TOTAL	
1. Ty Detmer	Brigham Young	88-91	*1,795	-366	*15,031	*14,665	8.17
2. Doug Flutie	Boston College	81-84	1,558	738	10,579	11,317	7.26
3. Eric Zeier	Georgia	91-94	1,560	-312	11,513	10,841	6.95
4. Alex Van Pelt	Pittsburgh	89-92	1,500	-99	10,913	10,814	6.89
5. Stoney Case	New Mexico	91-94	1,673	1,191	9,460	10,651	6.37

Season Yards

PLAYER	TEAM	YEAR	GAMES	PLAYS	YARDS			AVG
					RUSH	PASS	TOTAL	
1. David Klingler	Houston	90	11	704	81	5,140	*5,221	7.42
2. Ty Detmer	Brigham Young	90	12	635	-166	5,188	5,022	7.91
3. Tim Rattay	Louisiana Tech	98	12	602	-103	4,943	4,840	8.04
4. Andre Ware	Houston	89	11	628	-38	4,699	4,661	7.42
5. Jim McMahon	Brigham Young	80	12	540	56	4,571	4,627	8.57

RUSHING

Career Yards

PLAYER	TEAM	YEARS	PLAYS	YARDS	AVG	LONG
1. Ricky Williams	Texas	95-98	1,011	6,279	6.21	87
2. Tony Dorsett	Pittsburgh	73-76	1,074	*6,082	5.66	73
3. Charles White	Southern Cal	76-79	1,023	5,598	5.47	79
4. Herschel Walker	Georgia	80-82	994	5,259	5.29	76
5. Archie Griffin	Ohio State	72-75	845	5,177	††6.13	75

Season Yards

PLAYER	TEAM	YEAR	GAMES	PLAYS	YARDS	AVG
1. Barry Sanders	Oklahoma State	88	11	344	*2,628	-7.64
2. Marcus Allen	Southern Cal	81	11	*403	2,342	5.81
3. Troy Davis	Iowa State	96	11	402	2,185	5.44
4. Mike Rozier	Nebraska	83	12	275	2,148	7.81
5. Ricky Williams	Texas	98	11	361	2,124	5.88

PASSING

Career Passing Efficiency (Minimum 500 Completions)

PLAYER	TEAM	YEARS	ATT	COMP	INT	PCT	YARDS	TD	PTS
1. Danny Wuerffel	Florida	93-96	1,170	708	42	.605	10,875	114	163.6
2. Ty Detmer	Brigham Young	88-91	1,530	958	65	.626	15,031	*121	*162.7
3. Steve Sarkisian	Brigham Young	95-96	789	528	26	.669	7,464	53	163.0
4. Billy Blanton	San Diego State	93-96	920	588	25	.639	8,165	67	157.1
5. Jim McMahon	Brigham Young	77-78, 80-81	1,060	653	34	.616	9,536	84	156.9

Season Passing Efficiency

(Minimum 15 Attempts Per Game)

PLAYER	TEAM	YEAR	G	ATT	COMP	INT	PCT	YARDS	TD	PTS
1. Shaun King	Tulane	98	11	328	223	6	.680	3,232	36	183.3
2. Danny Wuerffel	Florida	95	11	325	210	10	.646	3,266	35	*178.4
3. Jim McMahon	Brigham Young	80	12	445	284	18	.638	*4,571	*47	*176.9
4. Ty Detmer	Brigham Young	89	12	412	265	15	.643	4,560	32	175.6
5. Steve Sarkisian	Brigham Young	96	14	404	278	12	.688	4,027	33	173.6





Career Yards

	PLAYER	TEAM	YEARS	ATT	COMP	INT	PCT	YARDS	TD	PTS
1.	Ty Detmer	Brigham Young	88-91	*1,530	*958	65	.626	*15,031	121	76
2.	Todd Santos	San Diego State	84-87	1,484	910	57	.613	11,425	70	84
3.	Eric Zeier	Georgia	91-94	1,402	838	37	.598	11,153	67	80
4.	Alex Van Pelt	Pittsburgh	89-92	1,463	845	59	.578	10,913	64	91
5.	Danny Wuerffel	Florida	93-96	1,170	708	42	.605	10,875	114	85

Season Yards

	PLAYER	TEAM	YEAR	G	ATT	COMP	INT	PCT	YARDS	TD
1.	Ty Detmer	Brigham Young	90	12	562	361	28	.642	*5,188	41
2.	David Klingler	Houston	90	11	*643	*374	20	.582	5,140	*54
3.	Tim Rattay	Louisiana Tech	98	12	559	380	13	.680	4,943	46
4.	Andre Ware	Houston	89	11	578	365	15	.631	4,699	46
5.	Jim McMahon	Brigham Young	80	12	445	284	18	.638	4,571	47

Single Game Attempts

NO.	PLAYER	TEAM	OPPONENT	DATE
83	Drew Brees	Purdue	Wisconsin	Oct. 10, 1998
79	Matt Vogler	Texas Christian	Houston	Nov. 3, 1990
78	Rusty LaRue	Wake Forest	Duke	Oct. 28, 1995
76	David Klingler	Houston	Southern Methodist	Oct. 20, 1990
75	Chris Vargas	Nevada	McNeese State	Sept. 19, 1992

Single Game Completions

NO.	PLAYER	TEAM	OPPONENT	DATE
55	Drew Brees	Purdue	Wisconsin	Oct. 10, 1998
55	Rusty LaRue	Wake Forest	Duke	Oct. 28, 1995
50	Rusty LaRue	Wake Forest	N.C. State	Nov. 18, 1995
48	David Klingler	Houston	Southern Methodist	Oct. 20, 1990
47	Tim Couch	Kentucky	Arkansas	Oct. 3, 1998

RECEIVING

Career Catches

	PLAYER	TEAM	YEARS	CATCHES	YARDS	AVG	TD
1.	Geoff Noisy	Nevada	95-98	*245	9,249	14.4	21
2.	Troy Edwards	Louisiana Tech	95-98	280	4,352	15.5	50
3.	Aaron Turner	Pacific	89-92	*266	*4,345	16.3	43
4.	Chad Mackey	Louisiana Tech	1993-96	264	3,789	14.4	22
5.	Terance Mathis	New Mexico	85-87, 89	263	4,254	16.2	36

Season Catches

	PLAYER	TEAM	YEAR	G	CATCHES	YARDS	TD
1.	Emmanuel Hazard	Houston	89	11	*142	1,689	*22
2.	Troy Edwards	Louisiana Tech	98	12	140	1,996	*27
3.	Howard Twilley	Tulsa	65	10	134	1,779	16
4.	Alex Van Dyke	Nevada	95	11	129	*1,854	16
5.	Damon Wilkins	Nevada	96	11	114	1,121	4

Career Yards

	PLAYER	TEAM	YEARS	CATCHES	YARDS	AVG	TD
1.	Marcus Harris	Wyoming	93-96	259	4,518	17.4	38
2.	Ryan Yarborough	Wyoming	90-93	229	*4,357	19.0	42
3.	Troy Edwards	Louisiana Tech	96-98	*280	4,352	15.5	*50
4.	Aaron Turner	Pacific	89-92	*266	4,345	16.3	43
5.	Terance Mathis	New Mexico	85-87, 89	263	4,254	16.2	36





SCORING

Career Points (Non-Kickers)

	PLAYER	TEAM	YEARS	TD	XPT	FG	PTS
1.	Ricky Williams	Texas	95-98	75	2	0	*452
2.	Anthony Thompson	Indiana	86-89	*65	4	0	*394
3.	Marshall Faulk	San Diego State	91-93	62	4	0	376
4.	Tony Dorsett	Pittsburgh	73-76	59	2	0	356
5.	Glenn Davis	Army	43-46	59	0	0	354

Career Points (Kickers)

	PLAYER	TEAM	YEARS	PAT	PAT ATT	FG	FG ATT	PTS
1.	Roman Anderson	Houston	88-91	*213	217	70	101	*423
2.	Carlos Huerta	Miami (Fla.)	88-91	178	181	73	91	397
3.	Jason Elam	Hawaii	88-92	158	161	79	100	395
4.	Derek Schmidt	Florida State	84-87	174	178	73	102	393
5.	Kris Brown	Nebraska	95-98	217	222	57	77	388

Season Points

	PLAYER	TEAM	YEAR	TD	XPT	FG	PTS
1.	Barry Sanders	Oklahoma State	88	*39	0	0	*234
2.	Troy Edwards	Louisiana Tech	98	31	2	0	188
3.	Mike Rozier	Nebraska	83	29	0	0	174
	Lydell Mitchell	Penn State	71	29	0	0	174
5.	Ricky Williams	Texas	98	28	0	0	168

INTERCEPTIONS

Career Interceptions

	PLAYER	TEAM	YEARS	NO	YARDS	AVG
1.	Al Brosky	Illinois	50-52	*29	356	12.3
2.	John Provost	Holy Cross	72-74	27	470	17.4
	Martin Bayless	Bowling Green	80-83	27	266	9.9
4.	Tom Curtis	Michigan	67-69	25	440	17.6
	Tony Thurman	Boston College	81-84	25	221	8.8
	Tracy Saul	Texas Tech	89-92	25	425	17.0

Season Interceptions

	PLAYER	TEAM	YEAR	NO	YARDS
1.	Al Worley	Washington	68	*14	130
2.	George Shaw	Oregon	51	13	136
3.	Terrell Buckley	Florida State	91	12	238
	Cornelius Price	Houston	89	12	187
	Bob Navarro	Eastern Michigan	89	12	73
	Terry Hoage	Georgia	82	12	51

PUNTING

Career Average (Minimum 150 Punts)

	PLAYER	TEAM	YEARS	NO	YARDS	AVG	LONG
1.	Todd Sauerbrun	West Virginia	91-94	167	7,733	46.3	90
2.	Reggie Roby	Iowa	79-82	172	7,849	*45.6	69
3.	Greg Montgomery	Michigan State	85-87	170	7,721	45.4	86
4.	Tom Tupa	Ohio State	84-87	196	8,854	45.2	75
5.	Barry Helton	Colorado	84-87	153	6,873	44.9	68

Season Average

	PLAYER	TEAM	YEAR	NO	YARDS	AVG
1.	Reggie Roby	Iowa	81	44	2,193	*49.8
2.	Kirk Wilson	UCLA	56	30	1,479	49.3
3.	Todd Sauerbrun	West Virginia	94	72	3,486	48.4
4.	Zack Jordan	Colorado	50	38	1,830	48.2
	Ricky Anderson	Vanderbilt	84	58	2,793	≠48.2





PUNT RETURNS

Career Average (Minimum 1.2 Returns Per Game)

PLAYER	TEAM	YEARS	NO	YARDS	TD	AVG	LONG
1. Jack Mitchell	Oklahoma	46-48	39	922	7	*23.6	70
2. Gene Gibson	Cincinnati	49-50	37	760	4	20.5	75
3. Eddie Macon	Pacific	49-51	48	907	4	18.9	100
4. Jackie Robinson	UCLA	39-40	37	694	2	18.8	89
5. Mike Fuller	Auburn	72-74	50	883	3	17.7	63

Season Average (Minimum 1.2 Returns Per Game)

PLAYER	TEAM	YEAR	NO	YARDS	AVG
1. Bill Blackstock	Tennessee	51	12	311	*25.9
2. George Sims	Baylor	48	15	375	25.0
3. Gene Derricotte	Michigan	47	14	347	24.8
4. Erroll Tucker	Utah	85	16	389	24.3
George Hoey	Michigan	67	12	291	24.3

KICKOFF RETURNS

Career Average (Minimum 30 Returns & 1.2 Per Game)

PLAYER	TEAM	YEARS	NO	YARDS	AVG
1. Forrest Hall	San Francisco	46-47	22	796	*36.2
2. Anthony Davis	Southern Cal	72-74	37	1,299	35.1
3. Overton Curtis	Utah State	57-58	32	991	31.0
4. Fred Montgomery	New Mexico State	91-92	39	1,191	30.5
5. Altie Taylor	Utah State	66-68	40	1,170	29.3


Season Average (Minimum 1.2 Per Game)

PLAYER	TEAM	YEAR	NO	YARDS	AVG
1. Paul Allen	Brigham Young	61	12	481	*40.1
2. Leeland McElroy	Texas A&M	93	15	590	39.3
3. Tony Ball	Tenn-Chattanooga	77	13	473	36.4
4. George Marinkov	North Carolina State	54	13	465	35.8

ALL-PURPOSE RUNNING

Career Yards

PLAYER	TEAM	YEARS	RUSH	RCV	INT	PR	KOR	YARDS	YDS PP
1. Ricky Williams	Texas	95-98	6,279	927	0	0	0	7,206	6.6
2. Napoleon McCallum	Navy	81-85	4,179	796	0	858	1,339	*7,172	6.3
3. Darrin Nelson	Stanford	77-78, 80-81	4,033	2,368	0	471	13	6,885	7.1
4. Kevin Faulk	LSU	95-98	4,557	600	0	857	819	6,833	6.8
5. Terance Mathis	New Mexico	85-87, 89	329	*4,254	0	115	1,993	6,691	14.6





Season Yards

PLAYER	TEAM	YEAR	RUSH	RCV	INT	PR	KOR	YARDS	YDS PP
1. Barry Sanders	Oklahoma State	88	*2,628	106	0	95	421	*3,250	8.3
2. Ryan Benjamin	Pacific	91	1,581	612	0	4	798	2,995	9.6
3. Mike Pringle	Cal-State Fullerton	89	1,727	249	0	0	714	2,690	7.6
4. Paul Palmer	Temple	86	1,866	110	0	0	657	2,633	6.8
5. Ryan Benjamin	Pacific	92	1,441	434	0	96	626	2,597	8.1

FIELD GOALS

Career Field Goals

PLAYER	TEAM	YEARS	TOTAL	PCT	-40 YARDS	40+ YARDS	LONG	WON
1. Jeff Jaeger	Washington	83-86	*80-99	.808	*59-68	21-31	52	5
2. Jason Elam	Hawaii	88-92	79-100	.790	50-55	29-45	56	3
John Lee	UCLA	82-85	79-92	*.859	54-56	25-36	52	10
4. Philip Doyle	Alabama	87-90	78-*105	.743	57-61	21-44	53	6
5. Luis Zendejas	Arizona State	81-84	78-*105	.743	53-59	25-46	55	1
Kevin Butler	Georgia	81-84	77-98	.786	50-56	27-42	60	7

Season Field Goals

PLAYER	TEAM	YEARS	TOTAL	PCT	-40 YARDS	40+ YARDS	LONG	WON
1. John Lee	UCLA	84	*29-33	.879	*16-16	13-17	51	5
2. Paul Woodside	West Virginia	82	28-31	.903	23-23	5-8	45	2
3. Luis Zendejas	Arizona State	83	28-37	.757	19-22	9-15	52	1
4. Sebastian Janikowski	Florida State	98	27-32	.844	17-19	10-13	53	1
5. Fuad Reveiz	Tennessee	82	27-31	.871	14-14	13-17	60	2

*Record. @Record for minimum of 3,000 yards. ††Record for minimum of 785 carries. ^Record for minimum of 1,000 attempts. #Did not score. *Record for minimum of 105 catches. §Three-year totals records. ∞Record for minimum of 50 punts.



SEMINOLE SIDeline

The Marching Chiefs

THE WORLD-RENOWNED Florida State University Marching Chiefs consists of 420 young men and women from virtually all disciplines and majors available at the Florida State University. In addition to providing halftime pageantry for Seminole home football games, they regularly travel to away games and an annual post season bowl game. The band started out nearly 60 years ago with 15-20 members from the Florida State College for Women. With quite an addition to its membership throughout the decades and the school's change to "The Florida State University," a newspaper contest resulted in the band's name change to the "Marching Chiefs" in 1950. In 1953, then-Director Dr. Manley Whitcomb hired Charles Carter as the Chiefs' arranger. Over 40 years later, Dr. Carter is still arranging the spirited sounds of The Marching Chiefs. FSU's marching band is the only one ever to be featured in *Sports Illustrated*, while also having traveled overseas to play in Syria in the mid 1970s, thus earning the title of "world-renowned". ■



1999 BOWL CHAMPIONSHIP SERIES

Starting in 1999, the Bowl Championship Series (BCS) determined the Division 1-A National Champion in football. A year ago, Tennessee's Volunteers defeated the Seminoles of Florida State, 23-16, in the Fiesta Bowl to claim the national title.

The BCS Series consists of the Rose Bowl, Sugar Bowl, Orange Bowl and the Fiesta Bowl. The conferences with automatic berths include the Atlantic Coast, Big East, Big Ten, Big 12, Pac-10 and Southeastern Conferences.

The Bowl Championship Series differs from the original Bowl Alliance in that it guarantees a matchup between college football's top two teams in a true national championship game on a yearly basis.

The BCS also notes the importance of regional consideration regarding team selection. Specifically, as a member of the BCS, the Rose Bowl will host the Big Ten and Pac-10 champions in those years in which either the Rose Bowl does not have the national championship game or the Big Ten and Pac-10 champion is not ranked No. 1 or No. 2.

Other "regional consideration" tie-ins include the SEC champion in the Sugar Bowl, the ACC or Big East champion in the Orange Bowl and the Big 12 champion in the Fiesta Bowl.

ABC-TV has the broadcast rights to each of the four bowl games during the four-year contract.

BOWL CHAMPIONSHIP SERIES SCHEDULE

2000 Bowl Season

January 1 (5 p.m.)	Rose Bowl
January 1 (8 p.m.)	Orange Bowl
January 2 (7:30 p.m.)	Fiesta Bowl
January 3 (8 p.m.)	Sugar Bowl National Championship

2001 Bowl Season

January 1 (5 p.m.)	Rose Bowl
January 1 (8:30 p.m.)	Fiesta Bowl
January 2 (8 p.m.)	Sugar Bowl
January 3 (8 p.m.)	Orange Bowl National Championship

2002 Bowl Season

January 1 (5 p.m.)	Fiesta Bowl
January 1 (8:30 p.m.)	Sugar Bowl
January 2 (8 p.m.)	Orange Bowl
January 3 (8 p.m.)	Rose Bowl National Championship

1999 FOOTBALL BOWL LINEUP

BOWL	DATE	TV	TIME*	PARTICIPANTS
Las Vegas	Dec. 18	ESPN2	6 p.m.	WAC Champion vs. Mountain West #2
Mobile Alabama	Dec. 22	ESPN2	7:30 p.m.	WAC #2 vs. Conference USA #2
Jeep Aloha Christmas Classic	Dec. 25	ABC	3:30 p.m.	Pac-10 #4 vs. At-Large
Jeep Aloha Christmas Classic	Dec. 25	ESPN	8:30 p.m.	WAC #1 vs. Pac-10 #5
Motor City	Dec. 27	ESPN	1:30 p.m.	MAC Champion vs. At-Large
Sylvania Alamo	Dec. 28	ESPN	7:30 p.m.	Big 12 #4 vs. Big Ten #4
Music City	Dec. 29	ESPN	4 p.m.	SEC vs. At-Large
Culligan Holiday	Dec. 29	ESPN	8 p.m.	Pac-10 #2 vs. Big 12 #3
Humanitarian	Dec. 30	ESPN2	3 p.m.	Big West #1 vs. Conference USA Selection
Micron/PC Bowl	Dec. 30	TBS	7 p.m.	ACC #4 vs. Big Ten #6
Chick-fil-A Peach	Dec. 30	ESPN	7:30 p.m.	ACC #3 vs. SEC Selection
Insight.Com	Dec. 31	ESPN	1:30 p.m.	Big East #2/3 vs. Big 12 #5
Wells Fargo Sun	Dec. 31	CBS	2:15 p.m.	Pac-10 #3 vs. Big Ten #5
AXA/Equitable Liberty	Dec. 31	ESPN	5 p.m.	Conference USA #1 vs. Mountain West #1
Sanford Independence	Dec. 31	ESPN	8:30 p.m.	SEC Selection vs. Big 12 Selection
Southwestern Bell Cotton	Jan. 1	FOX	11 a.m.	SEC Selection vs. Big 12 #2
Outback	Jan. 1	ESPN	11 a.m.	SEC Selection vs. Big Ten #3
Toyota Gator	Jan. 1	NBC	12:30 p.m.	ACC #2 vs. Big East #2
CompUSA Florida Citrus	Jan. 1	ABC	1 p.m.	SEC #2 vs. Big Ten #2
Rose	Jan. 1	ABC	5 p.m.	Big Ten #1 vs. Pac-10 #1 or Bowl Championship Series
FedEx Orange	Jan. 1	ABC	8 p.m.	Bowl Championship Series
Tostitos Fiesta	Jan. 2	ABC	7:30 p.m.	Bowl Championship Series
Nokia Sugar	Jan. 4	ABC	8 p.m.	Bowl Championship Series - National Championship

*All Times Eastern



NCAA ALL-TIME BOWL RECORDS

This list includes all bowl games played by current Division I teams. Division I-A teams Akron, Arkansas State and Southwestern Louisiana have not played in a bowl game.

TEAM	W	L	T
Air Force	6	7	1
Alabama	28	17	3
Arizona	4	7	1
Arizona State	10	6	1
Arkansas	9	16	3
Army	2	2	0
Auburn	14	10	2
Ball State	0	3	0
Baylor	8	8	0
Boston College	6	5	0
Bowling Green	2	3	0
Brigham Young	6	12	1
California	4	8	1
Cal-State Fullerton	0	1	0
Central Michigan	0	2	0
Cincinnati	2	1	0
Clemson	12	10	0
Colorado	9	12	0
Colorado State	2	3	0
Duke	3	5	0
East Carolina	3	1	0
Eastern Michigan	1	0	0
Florida	12	13	0
Florida State	16	8	2
Fresno State	6	3	0
Georgia	16	14	3
Georgia Tech	18	8	0
Hawaii	1	1	0
Houston	7	6	1
Illinois	5	7	0
Indiana	3	5	0
Iowa	8	7	1
Iowa State	0	4	0
Kansas	3	5	0
Kansas State	3	3	0
Kent	0	1	0
Kentucky	5	3	0
Louisiana State	14	16	1
Louisiana Tech	0	0	1
Louisville	3	1	1
Marshall	0	1	0
Maryland	6	9	2
Memphis State	1	0	0
Miami (Fl.)	11	11	0
Miami (Ohio)	5	2	0
Michigan	14	15	0
Michigan State	4	10	0
Minnesota	2	3	0
Mississippi	15	11	0
Mississippi State	4	5	0

Missouri	8	12	0
Navy	4	4	1
Nebraska	18	18	0
Nevada	1	2	0
Nevada-Las Vegas	*2	1	0
New Mexico	2	3	1
New Mexico State	2	0	1
North Carolina	10	12	0
North Carolina State	8	8	1
Northern Illinois	1	0	0
Northwestern	1	2	0
Notre Dame	13	9	0
Ohio	0	2	0
Ohio State	13	17	0
Oklahoma	20	11	1
Oklahoma State	9	4	0
Oregon	4	8	0
Oregon State	2	2	0
Pacific	3	1	1
Penn State	20	11	2
Pittsburgh	8	11	0
Purdue	5	1	0
Rice	4	3	0
Rutgers	0	1	0
San Diego State	1	3	0
San Jose State	4	3	0
South Carolina	1	8	0
Southern Cal	26	12	0
Southern Methodist	4	6	1
Southern Mississippi	3	4	0
Stanford	9	8	1
Syracuse	10	7	1
Temple	1	1	0
Tennessee	21	17	0
Texas	17	18	2
Texas A&M	12	11	0
Texas Christian	4	10	1
Texas-El Paso	5	4	0
Texas Tech	5	16	1
Toledo	5	1	0
Tulane	2	6	0
Tulsa	4	7	0
UCLA	11	9	1
Utah	3	3	0
Utah State	1	5	0
Vanderbilt	1	1	1
Virginia	4	5	0
Virginia Tech	3	8	0
Wake Forest	2	2	0
Washington	13	10	1
Washington State	4	3	0
West Virginia	8	11	0
Western Michigan	0	2	0
Wisconsin	4	6	0
Wyoming	5	5	0

* Later lost game by forfeit.



ASSOCIATED PRESS FINAL POLLS SINCE 1936

1936

1. Minnesota
2. Louisiana State
3. Pittsburgh
4. Alabama
5. Washington
6. Santa Clara
7. Northwestern
8. Notre Dame
9. Nebraska
10. Pennsylvania
11. Duke
12. Yale
13. Dartmouth
14. Duquesne
15. Fordham
16. Texas Christian
17. Tennessee
18. Arkansas
19. Navy
20. Marquette

1937

1. Pittsburgh
2. California
3. Fordham
4. Alabama
5. Minnesota
6. Villanova
7. Dartmouth
8. Louisiana State
9. Notre Dame
10. Santa Clara
11. Nebraska
12. Yale
13. Ohio State
14. Holy Cross
15. Arkansas
16. Texas Christian
17. Colorado
18. Rice
19. North Carolina
20. Duke

1938

1. Texas Christian
2. Tennessee
3. Duke
4. Oklahoma
5. Notre Dame
6. Carnegie Tech
7. Southern Cal
8. Pittsburgh
9. Holy Cross
10. Minnesota
11. Texas Tech
12. Cornell
13. Alabama
14. California
15. Fordham
16. Michigan
17. Northwestern
18. Villanova
19. Tulane
20. Dartmouth

1939

1. Texas A&M
2. Tennessee
3. Southern Cal
4. Cornell
5. Tulane
6. Missouri
7. UCLA
8. Duke
9. Iowa
10. Duquesne
11. Boston College
12. Clemson
13. Notre Dame
14. Santa Clara
15. Ohio State
16. Georgia Tech
17. Fordham
18. Nebraska
19. Oklahoma
20. Michigan

1940

1. Minnesota
2. Stanford
3. Michigan
4. Tennessee
5. Boston College
6. Texas A&M

7. Nebraska
8. Northwestern
9. Mississippi State
10. Washington
11. Santa Clara
12. Fordham
13. Georgetown
14. Pennsylvania
15. Cornell
16. So. Methodist
17. Hardin-Simmons
18. Duke
19. Lafayette

Only 19 teams ranked.

1941

1. Minnesota
2. Duke
3. Notre Dame
4. Texas
5. Michigan
6. Fordham
7. Missouri
8. Duquesne
9. Texas A&M
10. Navy
11. Northwestern
12. Oregon State
13. Ohio State
14. Georgia
15. Pennsylvania
16. Mississippi State
17. Mississippi
18. Tennessee
19. Washington St.
20. Alabama

1942

1. Ohio State
2. Georgia
3. Wisconsin
4. Tulsa
5. Georgia Tech
6. Notre Dame
7. Tennessee
8. Boston College
9. Michigan
10. Alabama
11. Texas
12. Stanford
13. UCLA
14. William & Mary
15. Santa Clara
16. Auburn
17. Washington St.
18. Mississippi State
19. Minnesota
20. Holy Cross

1943

1. Notre Dame
2. Iowa Pre-Flight
3. Michigan
4. Navy
5. Purdue
6. Great Lakes
7. Duke
8. Del Monte P-F
9. Northwestern
10. March Field
11. Army
12. Washington
13. Georgia Tech
14. Texas
15. Tulsa
16. Dartmouth
17. Bainbridge NTS
18. Colorado Col.
19. Pacific
20. Pennsylvania

1944

1. Army
2. Ohio State
3. Randolph Field
4. Navy
5. Bainbridge NTS
6. Iowa Pre-Flight
7. Southern Cal
8. Michigan
9. Notre Dame
10. March Field
11. Duke
12. Tennessee
13. Georgia Tech

- Norman P-F
1. Illinois
 2. El Toro Marines
 3. Great Lakes
 4. Fort Pierce
 5. St. Mary's P-F
 6. Soc. Air Force

1945

1. Army
2. Alabama
3. Navy
4. Indiana
5. Oklahoma State
6. Michigan
7. St. Mary's (Cal.)
8. Pennsylvania
9. Notre Dame
10. Texas
11. Southern Cal
12. Ohio State
13. Duke
14. Tennessee
15. Louisiana State
16. Holy Cross
17. Tulsa
18. Georgia
19. Wake Forest
20. Columbia

1946

1. Notre Dame
2. Army
3. Georgia
4. UCLA
5. Illinois
6. Michigan
7. Tennessee
8. Louisiana State
9. North Carolina
10. Rice
11. Georgia Tech
12. Yale
13. Pennsylvania
14. Oklahoma
15. Texas
16. Arkansas
17. Tulsa
18. N. C. State
19. Delaware
20. Indiana

1947*

1. Notre Dame
2. Michigan
3. So. Methodist
4. Penn State
5. Texas
6. Alabama
7. Pennsylvania
8. Southern Cal
9. North Carolina
10. Georgia Tech
11. Army
12. Kansas
13. Mississippi
14. William & Mary
15. California
16. Oklahoma
17. N. C. State
18. Rice
19. Duke
20. Columbia

1948

1. Michigan
2. Notre Dame
3. North Carolina
4. California
5. Oklahoma
6. Army
7. Northwestern
8. Georgia
9. Oregon
10. So. Methodist
11. Clemson
12. Vanderbilt
13. Tulane
14. Michigan State
15. Mississippi
16. Minnesota
17. William & Mary
18. Penn State
19. Cornell
20. Wake Forest

1949

1. Notre Dame
2. Oklahoma
3. California
4. Army
5. Rice
6. Ohio State
7. Michigan
8. Minnesota
9. Louisiana State
10. Pacific
11. Kentucky
12. Cornell
13. Villanova
14. Maryland
15. Santa Clara
16. North Carolina
17. Tennessee
18. Princeton
19. Michigan State
20. Missouri

1950

1. Oklahoma
2. Army
3. Texas
4. Tennessee
5. California
6. Princeton
7. Kentucky
8. Michigan State
9. Michigan
10. Clemson
11. Washington
12. Wyoming
13. Illinois
14. Ohio State
15. Miami (Fla.)
16. Alabama
17. Nebraska
18. Washing. & Lee
19. Tulsa
20. Tulane

1951

1. Tennessee
2. Michigan State
3. Maryland
4. Illinois
5. Georgia Tech
6. Princeton
7. Stanford
8. Wisconsin
9. Baylor
10. Oklahoma
11. Texas Christian
12. California
13. Virginia
14. San Francisco
15. Kentucky
16. Boston University
17. UCLA
18. Washington St.
19. Holy Cross
20. Clemson

1952

1. Michigan State
2. Georgia Tech
3. Notre Dame
4. Oklahoma
5. Southern Cal
6. UCLA
7. Mississippi
8. Tennessee
9. Alabama
10. Texas
11. Wisconsin
12. Tulsa
13. Maryland
14. Syracuse
15. Florida
16. Duke
17. Ohio State
18. Purdue
19. Princeton
20. Kentucky

1953

1. Maryland
2. Notre Dame
3. Michigan State
4. Oklahoma
5. UCLA
6. Rice
7. Illinois

8. Georgia Tech
9. Iowa
10. West Virginia
11. Texas
12. Texas Tech
13. Alabama
14. Army
15. Wisconsin
16. Kentucky
17. Auburn
18. Duke
19. Stanford
20. Michigan

1954

1. Ohio State
2. UCLA
3. Oklahoma
4. Notre Dame
5. Navy
6. Mississippi
7. Army
8. Maryland
9. Wisconsin
10. Arkansas
11. Miami (Fla.)
12. West Virginia
13. Auburn
14. Duke
15. Michigan
16. Virginia Tech
17. Southern Cal
18. Baylor
19. Rice
20. Penn State

1955

1. Oklahoma
2. Michigan State
3. Maryland
4. UCLA
5. Ohio State
6. Texas Christian
7. Georgia Tech
8. Auburn
9. Notre Dame
10. Mississippi
11. Pittsburgh
12. Michigan
13. Southern Cal
14. Miami (Fla.)
15. Miami (Ohio)
16. Stanford
17. Texas A&M
18. Navy
19. West Virginia
20. Army

1956

1. Oklahoma
2. Tennessee
3. Iowa
4. Georgia Tech
5. Texas A&M
6. Miami (Fla.)
7. Michigan
8. Syracuse
9. Michigan State
10. Oregon State
11. Baylor
12. Minnesota
13. Pittsburgh
14. Texas Christian
15. Ohio State
16. Navy
17. Geo. Washing.
18. Southern Cal
19. Clemson
20. Colorado

1957

1. Auburn
2. Ohio State
3. Michigan State
4. Oklahoma
5. Navy
6. Iowa
7. Mississippi
8. Rice
9. Texas A&M
10. Notre Dame
11. Texas
12. Arizona State
13. Tennessee
14. Mississippi State
15. N. C. State

16. Duke
17. Florida
18. Army
19. Wisconsin
20. Virginia Military

1958

1. Louisiana State
2. Iowa
3. Army
4. Auburn
5. Oklahoma
6. Air Force
7. Wisconsin
8. Ohio State
9. Syracuse
10. Texas Christian
11. Mississippi
12. Clemson
13. Purdue
14. Florida
15. South Carolina
16. California
17. Notre Dame
18. So. Methodist
19. Oklahoma State
20. Rutgers

1959

1. Syracuse
2. Mississippi
3. Louisiana State
4. Texas
5. Georgia
6. Wisconsin
7. Texas Christian
8. Washington
9. Arkansas
10. Alabama
11. Clemson
12. Penn State
13. Illinois
14. Southern Cal
15. Oklahoma
16. Wyoming
17. Notre Dame
18. Missouri
19. Florida
20. Pittsburgh

1960

1. Minnesota
2. Mississippi
3. Iowa
4. Navy
5. Missouri
6. Washington
7. Arkansas
8. Ohio State
9. Alabama
10. Duke
11. Kansas
12. Baylor
13. Auburn
14. Yale
15. Michigan State
16. Penn State
17. New Mexico St.
18. Florida
19. Syracuse
20. Purdue

1961

1. Alabama
2. Ohio State
3. Texas
4. Louisiana State
5. Mississippi
6. Minnesota
7. Colorado
8. Michigan State
9. Arkansas
10. Utah State
11. Missouri
12. Purdue
13. Georgia Tech
14. Syracuse
15. Rutgers
16. UCLA
17. Rice
18. Penn State
19. Arizona
20. Duke



FSU

COLLEGE FOOTBALL



1962**

1. Southern Cal
2. Wisconsin
3. Mississippi
4. Texas
5. Alabama
6. Arkansas
7. Louisiana State
8. Oklahoma
9. Penn State
10. Minnesota

1963**

1. Texas
2. Navy
3. Illinois
4. Pittsburgh
5. Auburn
6. Nebraska
7. Mississippi
8. Alabama
9. Oklahoma
10. Michigan State

1964**

1. Alabama
2. Arkansas
3. Notre Dame
4. Michigan
5. Texas
6. Nebraska
7. Louisiana State
8. Oregon State
9. Ohio State
10. Southern Cal

1965**

1. Alabama
2. Michigan State
3. Arkansas
4. UCLA
5. Nebraska
6. Missouri
7. Tennessee
8. Louisiana State
9. Notre Dame
10. Southern Cal

1966**

1. Notre Dame
2. Michigan State
3. Alabama
4. Georgia
5. UCLA
6. Nebraska
7. Purdue
8. Georgia Tech
9. Miami (Fla.)
10. So. Methodist

1967**

1. Southern Cal
2. Tennessee
3. Oklahoma
4. Indiana
5. Notre Dame
6. Wyoming
7. Oregon State
8. Alabama
9. Purdue
10. Penn State

1968

1. Ohio State
2. Penn State
3. Texas
4. Southern Cal
5. Notre Dame
6. Arkansas
7. Kansas
8. Georgia
9. Missouri
10. Purdue
11. Oklahoma
12. Michigan
13. Tennessee
14. So. Methodist
15. Oregon State
16. Auburn
17. Alabama
18. Houston
19. Louisiana State
20. Ohio

1969

1. Texas
2. Penn State
3. Southern Cal
4. Ohio State
5. Notre Dame
6. Missouri
7. Arkansas
8. Mississippi
9. Michigan
10. Louisiana State

11. Nebraska
12. Houston
13. UCLA
14. Florida
15. Tennessee
16. Colorado
17. West Virginia
18. Purdue
19. Stanford
20. Auburn

1970

1. Nebraska
2. Notre Dame
3. Texas
4. Tennessee
5. Ohio State
6. Arizona State
7. Louisiana State
8. Stanford
9. Michigan
10. Auburn
11. Arkansas
12. Toledo
13. Georgia Tech
14. Dartmouth
15. Southern Cal
16. Air Force
17. Tulane
18. Penn State
19. Houston
20. Oklahoma
- Mississippi

1971

1. Nebraska
2. Oklahoma
3. Colorado
4. Alabama
5. Penn State
6. Michigan
7. Georgia
8. Arizona State
9. Tennessee
10. Stanford
11. Louisiana State
12. Auburn
13. Notre Dame
14. Toledo
15. Mississippi
16. Arkansas
17. Houston
18. Texas
19. Washington
20. Southern Cal

1972

1. Southern Cal
2. Oklahoma
3. Texas
4. Nebraska
5. Auburn
6. Michigan
7. Alabama
8. Tennessee
9. Ohio State
10. Penn State
11. Louisiana State
12. North Carolina
13. Arizona State
14. Notre Dame
15. UCLA
16. Colorado
17. N. C. State
18. Louisville
19. Washington St.
20. Georgia Tech

1973

1. Notre Dame
2. Ohio State
3. Oklahoma
4. Alabama
5. Penn State
6. Michigan
7. Nebraska
8. Southern Cal
9. Arizona State
11. Texas Tech
12. UCLA
13. Louisiana State
14. Texas
15. Miami (Ohio)
16. N. C. State
17. Missouri
18. Kansas
19. Tennessee
20. Maryland
- Tulane

1974

1. Oklahoma
2. Southern Cal
3. Michigan
4. Ohio State
5. Alabama
6. Notre Dame
7. Penn State

8. Auburn
9. Nebraska
10. Miami (Ohio)
11. N. C. State
12. Michigan State
13. Maryland
14. Baylor
15. Florida
16. Texas A&M
17. Mississippi State
19. Houston
20. Tennessee

1975

1. Oklahoma
2. Arizona State
3. Alabama
4. Ohio State
5. UCLA
6. Texas
7. Arkansas
8. Michigan
9. Nebraska
10. Penn State
11. Texas A&M
12. Miami (Ohio)
13. Maryland
14. California
15. Pittsburgh
16. Colorado
17. Southern Cal
18. Arizona
19. Georgia
20. West Virginia

1976

1. Pittsburgh
2. Southern Cal
3. Michigan
4. Houston
5. Oklahoma
6. Ohio State
7. Texas A&M
8. Maryland
9. Nebraska
10. Georgia
11. Alabama
12. Notre Dame
13. Texas Tech
14. Oklahoma State
15. Ohio State
16. Colorado
17. Rutgers
18. Kentucky
19. Iowa State
20. Mississippi State

1977

1. Notre Dame
2. Alabama
3. Arkansas
4. Texas
5. Penn State
6. Kentucky
7. Oklahoma
8. Pittsburgh
9. Michigan
10. Washington
11. Ohio State
12. Nebraska
13. Southern Cal
14. FLORIDA STATE
15. Stanford
16. San Diego State
17. North Carolina
18. Arizona State
19. Clemson
20. Brigham Young

1978

1. Alabama
2. Southern Cal
3. Oklahoma
4. Penn State
5. Michigan
6. Clemson
7. Notre Dame
8. Nebraska
9. Texas
10. Houston
11. Arkansas
12. Michigan State
13. Purdue
14. UCLA
15. Missouri
16. Georgia
17. Stanford
18. N. C. State
19. Texas A&M
20. Maryland

1979

1. Alabama
2. Southern Cal
3. Oklahoma
4. Ohio State
5. Houston
6. FLORIDA STATE
7. Pittsburgh

8. Arkansas
9. Nebraska
10. Purdue
11. Washington
12. Texas
13. Brigham Young
14. Baylor
15. North Carolina
16. Auburn
17. Temple
18. Michigan
19. Indiana
20. Penn State

1980

1. Georgia
2. Pittsburgh
3. Oklahoma
4. Michigan
5. FLORIDA STATE
6. Alabama
7. Nebraska
8. Penn State
9. Notre Dame
10. North Carolina
11. Southern Cal
12. Brigham Young
13. UCLA
14. Baylor
15. Ohio State
16. Washington
17. Purdue
18. Miami (Fla.)
19. Mississippi State
20. So. Methodist

1981

1. Clemson
2. Texas
3. Penn State
4. Pittsburgh
5. So. Methodist
6. Georgia
7. Alabama
8. Miami (Fla.)
9. North Carolina
10. Washington
11. Nebraska
12. Michigan
13. Brigham Young
14. Southern Cal
15. Ohio State
16. Arizona State
17. West Virginia
18. Iowa
19. Missouri
20. Oklahoma

1982

1. Penn State
2. So. Methodist
3. Nebraska
4. Georgia
5. UCLA
6. Arizona State
7. Washington
8. Clemson
9. Arkansas
10. Pittsburgh
11. Louisiana State
12. Ohio State
13. FLORIDA STATE
14. Auburn
15. Southern Cal
16. Oklahoma
17. Texas
18. North Carolina
19. West Virginia
20. Maryland

1983

1. Miami (Fla.)
2. Nebraska
3. Auburn
4. Georgia
5. Texas
6. Florida
7. Brigham Young
8. Michigan
9. Ohio State
10. Illinois
11. Clemson
12. So. Methodist
13. Air Force
14. Iowa
15. Alabama
16. West Virginia
17. UCLA
18. Pittsburgh
19. Boston College
20. East Carolina

1984

1. Brigham Young
2. Washington
3. Florida
4. Nebraska
5. Boston College
6. Oklahoma

7. Oklahoma State
8. So. Methodist
9. UCLA
10. Southern Cal
11. South Carolina
12. Maryland
13. Ohio State
14. Auburn
15. Louisiana State
16. Iowa
17. FLORIDA STATE
18. Miami (Fla.)
19. Kentucky
20. Virginia

1985

1. Oklahoma
2. Michigan
3. Penn State
4. Tennessee
5. Florida
6. Texas A&M
7. UCLA
8. Air Force
9. Miami (Fla.)
10. Iowa
11. Nebraska
12. Arkansas
13. Alabama
14. Ohio State
15. FLORIDA STATE
16. Brigham Young
17. Baylor
18. Maryland
19. Georgia Tech
20. Louisiana State

1986

1. Penn State
2. Miami (Fla.)
3. Oklahoma
4. Arizona State
5. Nebraska
6. Auburn
7. Ohio State
8. Michigan
9. Alabama
10. Louisiana State
11. Arizona
12. Baylor
13. Texas A&M
14. UCLA
15. Arkansas
16. Iowa
17. Clemson
18. Washington
19. Boston College
20. Virginia Tech

1987

1. Miami (Fla.)
2. FLORIDA STATE
3. Oklahoma
4. Syracuse
5. Louisiana State
6. Nebraska
7. Auburn
8. Michigan State
9. UCLA
10. Texas A&M
11. Oklahoma State
12. Clemson
13. Georgia
14. Tennessee
15. South Carolina
16. Iowa
17. Notre Dame
18. Southern Cal
19. Michigan
20. Arizona State

1988

1. Notre Dame
2. Miami (Fla.)
3. FLORIDA STATE
4. Michigan
5. West Virginia
6. UCLA
7. Southern Cal
8. Auburn
9. Clemson
10. Nebraska
11. Oklahoma State
12. Arkansas
13. Syracuse
14. Oklahoma
15. Georgia
16. Washington St.
17. Alabama
18. Houston
19. Louisiana State
20. Indiana

1989

1. Miami (Fla.)
2. Notre Dame
3. FLORIDA STATE
4. Colorado
5. Tennessee

6. Auburn
7. Michigan
8. Southern Cal
9. Alabama
10. Illinois
11. Nebraska
12. Clemson
13. Arkansas
14. Houston
15. Penn State
16. Michigan State
17. Pittsburgh
18. Virginia
19. Texas Tech
20. Texas A&M
21. West Virginia
22. Brigham Young
23. Washington
24. Ohio State
25. Arizona

1990

1. Colorado
2. Georgia Tech
3. Miami (Fla.)
4. FLORIDA STATE
5. Washington
6. Notre Dame
7. Michigan
8. Tennessee
9. Clemson
10. Houston
11. Penn State
12. Texas
13. Florida
14. Louisville
15. Texas A&M
16. Michigan State
17. Oklahoma
18. Iowa
19. Auburn
20. Southern Cal
21. Mississippi
22. Brigham Young
23. Virginia
24. Nebraska
25. Illinois

1991

1. Miami (Fla.)
2. Washington
3. Penn State
4. FLORIDA STATE
5. Alabama
6. Michigan
7. Florida
8. California
9. East Carolina
10. Iowa
11. Syracuse
12. Texas A&M
13. Notre Dame
14. Tennessee
15. Nebraska
16. Oklahoma
17. Georgia
18. Clemson
19. UCLA
20. Colorado
21. Faison
22. Stanford
23. Brigham Young
24. N. C. State
25. Air Force

1992

1. Alabama
2. FLORIDA STATE
3. Miami (Fla.)
4. Notre Dame
5. Michigan
6. Syracuse
7. Texas A&M
8. Georgia
9. Stanford
10. Florida
11. Washington
12. Tennessee
13. Colorado
14. Nebraska
15. Washington St.
16. Mississippi
17. N. C. State
18. Ohio State
19. North Carolina
20. Hawaii
21. Boston College
22. Kansas
23. Mississippi State
24. Fresno State
25. Wake Forest

1993

1. FLORIDA STATE
2. Notre Dame
3. Nebraska
4. Auburn
5. Florida
6. Wisconsin



UPI COACHES FINAL POLLS SINCE 1950

7. West Virginia
8. Penn State
9. Texas A&M
10. Arizona
11. Ohio State
12. Tennessee
13. Boston College
14. Alabama
15. Miami (Fla.)
16. Colorado
17. Oklahoma
18. UCLA
19. North Carolina
20. Kansas State
21. Michigan
22. Virginia Tech
23. Clemson
24. Louisville
25. California

1994

1. Nebraska
2. Penn State
3. Colorado
4. **FLORIDA STATE**
5. Alabama
6. Miami (Fla.)
7. Florida
8. Texas A&M
9. Auburn
10. Utah
11. Oregon
12. Michigan
13. Southern Cal
14. Ohio State
15. Virginia
16. Colorado State
17. N.C. State
18. Brigham Young
19. Kansas State
20. Arizona
21. Washington St.
22. Tennessee
23. Boston College
24. Mississippi St.
25. Texas

1995

1. Nebraska
2. Florida
3. Tennessee
4. **FLORIDA STATE**
5. Colorado
6. Ohio State
7. Kansas State
8. Northwestern
9. Kansas
10. Virginia Tech
11. Notre Dame
12. Southern Cal
13. Penn State
14. Texas
15. Texas A&M
16. Virginia
17. Michigan
18. Oregon
19. Syracuse
20. Miami
21. Alabama
22. Auburn
23. Texas Tech
24. Toledo
25. Iowa

1996

1. Florida
2. Ohio State
3. **FLORIDA STATE**
4. Arizona State
5. Brigham Young
6. Nebraska
7. Penn State
8. Colorado
9. Tennessee
10. North Carolina
11. Alabama
12. Louisiana State
13. Virginia Tech
14. Miami (Fla.)
15. Northwestern
16. Washington
17. Kansas State
18. Iowa
19. Notre Dame
20. Michigan
21. Syracuse
22. Wyoming
23. Texas
24. Auburn
25. Army

1950

1. Oklahoma
2. Navy
3. Tennessee
4. California
5. Army
6. Michigan
7. Kentucky
8. Princeton
9. Michigan State
10. Ohio State
11. Illinois
12. Clemson
13. Miami (Fla.)
14. Wyoming
15. Washington
16. Baylor
17. Alabama
18. Wash. & Lee
19. Navy
20. Nebraska

1951

1. Tennessee
2. Michigan State
3. Illinois
4. Maryland
5. Georgia Tech
6. Princeton
7. Stanford
8. Wisconsin
9. Baylor
10. Texas Christian
11. Oklahoma
12. California
13. Notre Dame
14. San Francisco
15. Purdue
16. Washington St.
17. Holy Cross
18. UCLA
19. Kentucky
20. Kansas

1952

1. Michigan State
2. Georgia Tech
3. Notre Dame
4. Oklahoma
5. Southern Cal
6. UCLA
7. Mississippi
8. Tennessee
9. Alabama
10. Wisconsin
11. Texas
12. Purdue
13. Maryland
14. Princeton
15. Ohio State
16. Pittsburgh
17. Navy
18. Duke
19. Houston
20. Kentucky

1953

1. Maryland
2. Notre Dame
3. Michigan State
4. UCLA
5. Oklahoma
6. Rice
7. Illinois
8. Texas
9. Georgia Tech
10. Iowa
11. Alabama
12. Texas Tech
13. West Virginia
14. Wisconsin
15. Kentucky
16. Army
17. Stanford
18. Duke
19. Michigan
20. Ohio State

1954

1. UCLA
2. Ohio State

3. Oklahoma
4. Notre Dame
5. Texas
6. Mississippi
7. Army
8. Arkansas
9. Miami (Fla.)
10. Wisconsin
11. Southern Cal
12. Maryland
13. Georgia Tech
14. Duke
15. Michigan
16. Penn State
17. So. Methodist
18. Denver
19. Rice
20. Minnesota

1955

1. Oklahoma
2. Michigan State
3. Maryland
4. UCLA
5. Ohio State
6. Texas Christian
7. Georgia Tech
8. Auburn
9. Mississippi
10. Notre Dame
11. Pittsburgh
12. Southern Cal
13. Michigan
14. Texas A&M
15. Army
16. Duke
17. West Virginia
18. Miami (Fla.)
19. Iowa
20. Navy
21. Stanford
22. Miami (Ohio)

1956

1. Oklahoma
2. Tennessee
3. Iowa
4. Georgia Tech
5. Texas A&M
6. Miami (Fla.)
7. Michigan
8. Syracuse
9. Minnesota
10. Michigan State
11. Baylor
12. Pittsburgh
13. Oregon State
14. Texas Christian
15. Southern Cal
16. Wyoming
17. Yale
18. Colorado
19. Navy
20. Duke

1957

1. Ohio State
2. Auburn
3. Michigan State
4. Oklahoma
5. Iowa
6. Navy
7. Rice
8. Mississippi
9. Notre Dame
10. Texas A&M
11. Texas
12. Arizona State
13. Army
14. Duke
15. Wisconsin
16. Tennessee
17. Oregon
18. Clemson
19. UCLA
20. N. C. State

1958

1. Louisiana State
2. Iowa
3. Army
4. Auburn
5. Oklahoma
6. Wisconsin

7. Ohio State
8. Air Force
9. Texas Christian
10. Syracuse
11. Purdue
12. Mississippi
13. Clemson
14. Notre Dame
15. Florida
16. California
17. Northwestern
18. So. Methodist

1959

1. Syracuse
2. Mississippi
3. Louisiana State
4. Texas
5. Georgia
6. Wisconsin
7. Washington
8. Texas Christian
9. Arkansas
10. Penn State
11. Illinois
12. Southern Cal
13. Alabama
14. Penn State
15. Oklahoma
16. Northwestern
17. Michigan State

18. Wyoming
19. Auburn
20. Missouri

1960

1. Minnesota
2. Iowa
3. Mississippi
4. Missouri
5. Wisconsin
6. Navy
7. Arkansas
8. Ohio State
9. Kansas
10. Alabama
11. Duke
12. Baylor
13. Michigan State
14. Auburn
15. Purdue
16. Florida
17. Texas
18. Yale
19. New Mexico St.
20. Tennessee


1961

1. Alabama
2. Ohio State
3. Louisiana State
4. Texas

5. Mississippi
6. Minnesota
7. Colorado
8. Arkansas
9. Michigan State
10. Utah State
11. Purdue
12. Missouri
13. Georgia Tech
14. Duke
15. Kansas
16. Syracuse
17. Wyoming
18. Wisconsin
19. Miami (Fla.)
20. Penn State

1962

1. Southern Cal
2. Wisconsin
3. Mississippi
4. Texas
5. Alabama
6. Arkansas
7. Oklahoma
8. Louisiana
9. Penn State
10. Minnesota
11. Georgia Tech
12. Missouri
13. Ohio State



The Seminoles celebrate 12-straight years in the Top Four.



*On January 6, 1948, in a special post-season poll after the Rose Bowl, the Associated Press voted Michigan No. 1 and Notre Dame No. 2. However, the post-season poll did not supersede the final regular-season poll of December 6, 1947. **Only 10 ranked.



14. Duke
15. Washington
16. Northwestern
17. Oregon State
18. Arizona
19. Illinois
20. Miami (Fla.)

1963

1. Texas
2. Navy
3. Pittsburgh
4. Illinois
5. Nebraska
6. Auburn
7. Mississippi
8. Oklahoma
9. Alabama
10. Michigan State
11. Mississippi State
12. Syracuse
13. Arizona State
14. Memphis State
15. Washington
16. Penn State
17. Southern Cal
18. Missouri
19. North Carolina
20. Baylor

1964

1. Alabama
2. Arkansas
3. Notre Dame
4. Michigan
5. Texas
6. Nebraska
7. Louisiana State
8. Oregon State
9. Ohio State
10. Southern Cal
11. FLORIDA STATE
12. Syracuse
13. Princeton
14. Penn State
15. Utah
16. Illinois
17. New Mexico
18. Tulsa
19. Missouri
20. Mississippi
- Michigan State

1965

1. Michigan State
2. Arkansas
3. Nebraska
4. Alabama
5. UCLA
6. Missouri
7. Tennessee
8. Notre Dame
9. Southern Cal
10. Texas Tech
11. Ohio State
12. Florida
13. Purdue
14. Louisiana State
15. Georgia
16. Tulsa
17. Mississippi
18. Kentucky
19. Syracuse
20. Colorado

1966

1. Notre Dame
2. Michigan State
3. Alabama
4. Georgia
5. UCLA
6. Purdue
7. Nebraska
8. Georgia Tech
9. So. Methodist
10. Miami (Fla.)
11. Florida
12. Mississippi
13. Arkansas
14. Tennessee
15. Wyoming
16. Syracuse
17. Houston
18. Southern Cal
19. Oregon State
20. Virginia Tech

1967

1. Southern Cal
2. Tennessee
3. Oklahoma
4. Notre Dame

5. Wyoming
6. Indiana
7. Alabama
8. Oregon State
9. Purdue
10. UCLA
11. Penn State
12. Syracuse
13. Colorado
14. Minnesota
15. FLORIDA STATE
16. Miami (Fla.)
17. N. C. State
18. Georgia
19. Houston
20. Arizona State

1968

1. Ohio State
2. Southern Cal
3. Penn State
4. Georgia
5. Texas
6. Kansas
7. Tennessee
8. Notre Dame
9. Arkansas
10. Oklahoma
11. Purdue
12. Alabama
13. Oregon State
14. FLORIDA STATE
15. Michigan
16. So. Methodist
17. Missouri
18. Ohio
19. Minnesota
20. Stanford

1969

1. Texas
2. Penn State
3. Arkansas
4. Southern Cal
5. Ohio State
6. Missouri
7. Louisiana State
8. Michigan
9. Notre Dame
10. UCLA
11. Tennessee
12. Nebraska
13. Mississippi
14. Stanford
15. Auburn
16. Houston
17. Florida
18. Purdue
19. San Diego State
20. West Virginia

1970

1. Texas
2. Ohio State
3. Nebraska
4. Tennessee
5. Notre Dame
6. Louisiana State
7. Michigan
8. Arizona State
9. Auburn
10. Stanford
11. Air Force
12. Arkansas
13. Houston
14. Dartmouth
15. Oklahoma
16. Colorado
17. Georgia Tech
18. Toledo
19. Penn State
20. Southern Cal

1971

1. Nebraska
2. Alabama
3. Oklahoma
4. Michigan
5. Auburn
6. Arizona State
7. Colorado
8. Georgia
9. Tennessee
10. Louisiana State
11. Penn State
12. Texas
13. Toledo
14. Houston
15. Notre Dame
16. Stanford
17. Iowa State
18. North Carolina
19. FLORIDA STATE
20. Arkansas
- Mississippi

1972

1. Southern Cal
2. Oklahoma
3. Ohio State
4. Alabama
5. Texas
6. Michigan
7. Auburn
8. Penn State
9. Nebraska
10. Louisiana State
11. Tennessee
12. Notre Dame
13. Arizona State
14. Colorado
15. North Carolina
16. Louisville
17. UCLA
18. Washington St.
19. Utah State
20. San Diego State

1973

1. Alabama
2. Oklahoma
3. Ohio State
4. Notre Dame
5. Penn State
6. Michigan
7. Southern Cal
8. Texas
9. UCLA
10. Arizona State
11. Nebraska
12. Texas Tech
13. Houston
14. Louisiana State
15. Kansas
16. Tulane
17. Miami (Ohio)
18. Maryland
19. San Diego State
20. Florida*

1974*

1. Southern Cal
2. Alabama
3. Ohio State
4. Notre Dame
5. Michigan
6. Auburn
7. Penn State
8. Nebraska
9. N. C. State
10. Miami (Ohio)
11. Houston
12. Florida
13. Maryland
14. Baylor
15. Texas A&M
16. Tennessee
17. Mississippi State
18. Michigan State
19. Tulsa

1975

1. Oklahoma
2. Arizona State
3. Alabama
4. Ohio State
5. UCLA
6. Arkansas
7. Texas
8. Michigan
9. Nebraska
10. Penn State
11. Maryland
12. Texas A&M
13. Arizona
14. Pittsburgh
15. California
16. Miami (Ohio)
17. Notre Dame
18. West Virginia
19. Georgia
20. Southern Cal

1976

1. Pittsburgh
2. Southern Cal
3. Michigan
4. Houston
5. Ohio State
6. Oklahoma
7. Nebraska
8. Texas A&M
9. Alabama
10. Georgia
11. Maryland
12. Notre Dame
13. Texas Tech
14. Oklahoma State
15. UCLA
16. Colorado
17. Rutgers
18. Iowa State
19. Baylor

Kentucky

1977

1. Notre Dame
2. Alabama
3. Arkansas
4. Penn State
5. Texas
6. Oklahoma
7. Pittsburgh
8. Michigan
9. Washington
10. Nebraska
11. FLORIDA STATE
12. Ohio State
13. Southern Cal
14. North Carolina
15. Stanford
16. North Texas St.
17. Brigham Young
18. Arizona State
19. San Diego State
20. N. C. State

1978

1. Southern Cal
2. Alabama
3. Oklahoma
4. Penn State
5. Michigan
6. Notre Dame
7. Clemson
8. Nebraska
9. Texas
10. Arkansas
11. Houston
12. UCLA
13. Purdue
14. Missouri
15. Georgia
16. Stanford
17. Navy
18. Texas A&M
19. Arizona State
20. N. C. State

1979

1. Alabama
2. Southern Cal
3. Oklahoma
4. Ohio State
5. Houston
6. Pittsburgh
7. Nebraska
8. FLORIDA STATE
9. Arkansas
10. Purdue
11. Washington
12. Brigham Young
13. Texas
14. North Carolina
15. Baylor
16. Indiana
17. Temple
18. Penn State
19. Michigan
20. Missouri

1980

1. Georgia
2. Pittsburgh
3. Oklahoma
4. Michigan
5. FLORIDA STATE
6. Alabama
7. Nebraska
8. Penn State
9. North Carolina
10. Notre Dame
11. Brigham Young
12. Southern Cal
13. Baylor
14. UCLA
15. Ohio State
16. Purdue
17. Washington
18. Miami (Fla.)
19. Florida
20. So. Methodist

1981

1. Clemson
2. Pittsburgh
3. Penn State
4. Texas
5. Georgia
6. Alabama
7. Washington
8. North Carolina
9. Nebraska
10. Michigan
11. Brigham Young
12. Ohio State
13. Southern Cal
14. Oklahoma
15. Iowa
16. Arkansas

1982

1. Penn State
2. So. Methodist
3. Nebraska
4. Georgia
5. UCLA
6. Arizona State
7. Washington
8. Arkansas
9. Pittsburgh
10. FLORIDA STATE
11. Louisiana State
12. Ohio State
13. North Carolina
14. Auburn
15. Michigan
16. Oklahoma
17. Alabama
18. Texas
19. West Virginia
20. Maryland

1983

1. Miami (Fla.)
2. Nebraska
3. Auburn
4. Georgia
5. Texas
6. Florida
7. Brigham Young
8. Ohio State
9. Michigan
10. Illinois
11. So. Methodist
12. Alabama
13. UCLA
14. Iowa
15. Air Force
16. West Virginia
17. Penn State
18. Oklahoma State
19. Pittsburgh
20. Boston College

1984

1. Brigham Young
2. Washington
3. Nebraska
4. Boston College
5. Oklahoma State
6. Oklahoma
7. Florida
8. So. Methodist
9. Southern Cal
10. UCLA
11. Maryland
12. Ohio State
13. South Carolina
14. Auburn
15. Iowa
16. Louisiana State
17. Virginia
18. West Virginia
19. Kentucky
20. FLORIDA STATE

1985

1. Oklahoma
2. Michigan
3. Penn State
4. Tennessee
5. Air Force
6. UCLA
7. Texas A&M
8. Miami (Fla.)
9. Iowa
10. Nebraska
11. Ohio State
12. Arkansas
13. FLORIDA STATE
14. Alabama
15. Baylor
16. Fresno State
17. Brigham Young
18. Georgia Tech
19. Maryland
20. Louisiana State

1986

1. Penn State
2. Miami (Fla.)
3. Oklahoma
4. Nebraska
5. Arizona State
6. Ohio State
7. Michigan
8. Auburn
9. Alabama
10. Arizona
11. Louisiana State
12. Texas A&M
13. Baylor

1987

1. Miami (Fla.)
2. FLORIDA STATE
3. Oklahoma
4. Syracuse
5. Louisiana State
6. Nebraska
7. Auburn
8. Michigan State
9. Texas A&M
10. Clemson
11. UCLA
12. Oklahoma State
13. Tennessee
14. Georgia
15. South Carolina
16. Iowa
17. Southern Cal
18. Michigan
19. Texas
20. Indiana

1988

1. Notre Dame
2. Miami (Fla.)
3. FLORIDA STATE
4. Michigan
5. West Virginia
6. UCLA
7. Auburn
8. Clemson
9. Southern Cal
10. Nebraska
11. Oklahoma State
12. Syracuse
13. Arkansas
14. Oklahoma
15. Georgia
16. Washington St.
17. N. C. State
18. Alabama
19. Indiana
20. Wyoming

1989

1. Miami (Fla.)
2. FLORIDA STATE
3. Notre Dame
4. Colorado
5. Tennessee
6. Auburn
7. Alabama
8. Michigan
9. Southern Cal
10. Illinois
11. Clemson
12. Nebraska
13. Arkansas
14. Penn State
15. Virginia
16. Texas Tech
17. Michigan State
18. Brigham Young
19. Pittsburgh
20. Washington

1990

1. Georgia Tech
2. Colorado
3. Miami (Fla.)
4. FLORIDA STATE
5. Washington
6. Notre Dame
7. Tennessee
8. Michigan
9. Clemson
10. Penn State
11. Texas
12. Louisville
13. Texas A&M
14. Michigan State
15. Virginia
16. Iowa
17. Brigham Young
18. Nebraska
19. Auburn
20. San Jose State
21. Syracuse
22. Southern Cal
23. Mississippi
24. Illinois
25. Virginia Tech

*Beginning in 1974, by agreement with the American Football Coaches Association, teams on probation by the NCAA were ineligible for ranking and national championship consideration by the UPI Board of Coaches.



ESPN/USA TODAY FINAL POLLS SINCE 1991

1991

1. Washington
2. Miami (Fla.)
3. Penn State
4. **FLORIDA STATE**
5. Alabama
6. Michigan
7. California
8. Florida
9. East Carolina
10. Iowa
11. Syracuse
12. Notre Dame
13. Texas A&M
14. Oklahoma
15. Tennessee
16. Nebraska
17. Clemson
18. UCLA
19. Georgia
20. Colorado
21. Tulsa
22. Stanford
23. Brigham Young
24. Air Force
25. N. C. State

1992

1. Alabama
2. **FLORIDA STATE**
3. Miami (Fla.)
4. Notre Dame
5. Michigan
6. Texas A&M
7. Syracuse
8. Georgia
9. Stanford
10. Washington
11. Florida
12. Tennessee
13. Colorado
14. Nebraska
15. N. C. State
16. Mississippi
17. Washington St.
18. Ohio State
19. Hawaii
20. North Carolina
21. Boston College
22. Fresno State
23. Kansas
24. Mississippi State
25. Penn State

1993

1. **FLORIDA STATE**
2. Notre Dame
3. Nebraska
4. Florida
5. Wisconsin
6. West Virginia
7. Penn State
8. Texas A&M
9. Arizona
10. Ohio State
11. Tennessee
12. Boston College
13. Alabama
14. Oklahoma
15. Miami (Fla.)
16. Colorado
17. UCLA

18. Kansas State
19. Michigan
20. Virginia Tech
21. North Carolina
22. Clemson
23. Louisville
24. California
25. Southern Cal

1994

1. Nebraska
2. Penn State
3. Colorado
4. Alabama
5. **FLORIDA STATE**
6. Miami (Fla.)
7. Florida
8. Utah
9. Ohio State
10. Brigham Young
11. Oregon
12. Michigan
13. Virginia
14. Colorado State
15. Southern Cal
16. Kansas State
17. N.C. State
18. Tennessee
19. Washington State
20. Arizona
21. North Carolina
22. Boston College
23. Texas
24. Virginia Tech
25. Mississippi State

1995

1. Nebraska
2. Tennessee
3. Florida
4. Colorado
5. **FLORIDA STATE**
6. Kansas State
7. Northwestern
8. Ohio State
9. Virginia Tech
10. Kansas
11. Southern Cal
12. Penn State
13. Notre Dame
14. Texas
15. Texas A&M
16. Syracuse
17. Virginia
18. Oregon
19. Michigan
20. Texas Tech
21. Auburn
22. Iowa
23. East Carolina
24. Toledo
25. Louisiana State

1996

1. Florida
2. Ohio State
3. **FLORIDA STATE**
4. Arizona State
5. Brigham Young
6. Nebraska
7. Penn State

8. Colorado
9. Tennessee
10. North Carolina
11. Alabama
12. Virginia Tech
13. Louisiana State
14. Miami (Fla.)
15. Washington
16. Northwestern
17. Kansas State
18. Iowa
19. Syracuse
20. Michigan
21. Notre Dame
22. Wyoming
23. Texas
24. Army
25. Auburn

1997

1. Nebraska
2. Michigan
3. **FLORIDA STATE**
4. North Carolina
5. UCLA
6. Florida
7. Kansas State
8. Tennessee
9. Washington State
10. Georgia
11. Auburn
12. Ohio State
13. LSU
14. Arizona State
15. Purdue
16. Colorado State
17. Penn State
18. Washington
19. Southern Mississippi
20. Syracuse
21. Texas A&M
22. Ole Miss
23. Missouri
24. Oklahoma State
25. Air Force

1998

1. Tennessee
2. Ohio State
3. **FLORIDA STATE**
4. Arizona
5. Wisconsin
6. Florida
7. Tulane
8. UCLA
9. Kansas State
10. Air Force
11. Georgia Tech
12. Michigan
13. Texas A&M
14. Georgia
15. Penn State
16. Texas
17. Arkansas
18. Virginia
19. Virginia Tech
20. Nebraska
21. Miami
22. Notre Dame
23. Purdue
24. Syracuse
25. Missouri



War Chant

FLORIDA STATE'S "WAR CHANT" might appear to have begun with

a random occurrence that took place during a 1984 game against Auburn, but most Seminole historians suggest it to be a tradition that has been over 30 years in its evolution. In the 1960s, the Marching Chiefs band would chant the melody of a popular FSU cheer called "massacre." In a sense, "massacre" was the long-version of FSU's current "war chant". During a thrilling game with Auburn in 1984, the Marching Chiefs began to perform the dormant cheer. Some students behind the band joined in and continued the "war chant" portion after the band had ceased. The result, which was not very melodic at the time, sounded more like chants attributed to American Indians in Western movies. Most agree the chant came from the fraternity section, but many spirited Seminole fans added the hand motion to symbolize the brandishing of a tomahawk. The chant continued among the student body during the 1985 season, and by the 1986 season, it was a stadium-wide phenomenon. Of course, the Marching Chiefs refined the chant, plus put their own special brand of accompaniment to the "war chant", for the sound we hear today.

By the time the Atlanta Braves started with it, the chant and the arm motion generally were associated with Florida State's rising football program. The Kansas City Chiefs first heard it when the Northwest Missouri State band, directed by 1969 FSU graduate Al Sergel, performed the chant while the players were warming up for a game against San Diego. ■



Tony Bryant, Jerry Johnson and their teammates kept FSU's Top Four Streak alive in '98.





SOD CEMETERY HISTORY

YEAR	OPPONENT	SCORE	SITE
1962	Georgia	18- 0	Sanford Stadium
	Georgia Tech	14-14	Grant Field
	Auburn	14-14	Cliff Hare Stadium
1963	Miami	24- 0	Orange Bowl
1964	Georgia	17-14	Sanford Stadium
	Texas Christian	10- 0	Amon G. Carter Stadium
	Miami	14- 0	Orange Bowl
1966	Oklahoma	36-19	Gator Bowl
	Miami	23-20	Orange Bowl
	Texas Tech	42-33	Jones Stadium
1967	South Carolina	32-10	Gator Bowl
	Alabama	37-37	Denny Stadium
	Memphis State	27- 7	Memphis Memorial Stadium
1968	Texas A&M	19-18	Kyle Field
	Florida	21-16	Florida Field
	Penn State	17-17	Beaver Stadium
1969	N.C. State	48- 7	Carter Stadium
	South Carolina	35-28	Carolina Stadium
1970	Houston	40-20	Jeppesen Stadium
	Miami	19-14	Orange Bowl
1976	Virginia Tech	10-10	Lane Stadium
	South Carolina	21-13	Carolina Stadium
1977	Miami	27- 3	Orange Bowl
	Boston College	28- 9	Alumni Stadium
1978	North Texas State	21-20	Fouts Field
	Oklahoma State	25-17	Lewis Field
1979	Florida	34- 9	Florida Field
	Texas Tech	40-17	Tangerine Bowl
1980	Syracuse	28- 0	Archbold Stadium
	Arizona State	31- 3	Sun Devil Stadium
1981	Louisiana State	24-19	Tiger Stadium
	Florida	27-16	Florida Field
1982	Louisiana State	16- 0	Tiger Stadium
	Nebraska	18-14	Memorial Stadium
1983	Ohio State	36-27	Ohio Stadium
	Notre Dame	19-13	Notre Dame Stadium
1984	Miami	24- 7	Orange Bowl
	Ohio State	34-17	Ohio Stadium
1985	West Virginia	31-12	Gator Bowl
	Arizona State	29-26	Sun Devil Stadium
1986	Louisiana State	40-35	Tiger Stadium
	North Carolina	28- 3	Atlanta Fulton County Stadium
1987	Arizona State	52-44	Sun Devil Stadium
	Georgia	17-17	Citrus Bowl
1988	Nebraska	17-13	Memorial Stadium
	Oklahoma State	34-23	Gator Bowl
1989	Indiana	27-13	Legion Field
	Michigan State	31- 3	Spartan Stadium
1990	Auburn	34- 6	Jordan-Hare Stadium
	Florida	28-13	Florida Field
1991	Nebraska	31-28	Sun Devil Stadium
	Clemson	24-21	Clemson Memorial Stadium
1992	Auburn	13- 7	Louisiana Superdome
	Florida	24-17	Ben Hill Griffin Stadium at Florida Field
1993	Nebraska	41-17	Sun Devil Stadium
	Penn State	24-17	Joe Robbie Stadium
1994	Michigan	51-31	Michigan Stadium
	Texas A&M	10- 2	Cotton Bowl
1995	Clemson	24-20	Clemson Memorial Stadium
	Georgia Tech	29-24	Bobby Dodd Stadium/Grant Field
1996	Nebraska	27-14	Orange Bowl
	Florida	33-21	Ben Hill Griffin Stadium at Florida Field
1997	Nebraska	18-16	Orange Bowl
	Notre Dame	23-16	Citrus Bowl
1998	Florida	23-17	Louisiana Superdome
	Notre Dame	31-26	Orange Bowl
1999	North Carolina	20- 3	Kenan Stadium
	Ohio State	31-14	Sugar Bowl

