


1999 SEASON

1976-2000

REVIEW



- 1999 Statistics
- Highs & Lows
- Honor Roll
- Game-By-Game Review
- ACC Statistics

1999 Year In Review

1999 FLORIDA STATE STATISTICS

12-0, 8-0 ACC (Statistics Do Not Include Sugar Bowl)

TEAM STATISTICS

	FLORIDA STATE	OPPONENT
Total First Downs	262	187
First Downs-Rushing	92	60
First Downs-Passing	147	96
First Downs-Penalty	22	31
Rushing Att-Yds	397-1351	387-1087
Rushing Yards per Game	122.8	98.8
Pass Comp-Att-Int	250-423-17	217-305-22
Passing Yards	3332	2264
Passing Yards per Game	302.9	205.8
Punting Number-Yds-Avg	46-1963-42.7	78-2982-38.2
Fumbles-Lost	11-4	18-7
Penalties-Yards	109-927	96-797
Sacks by-Yds Lost	29-191	22-170
Third Down Conversions	69-161	51-171
Third Down Conversion Pct.	.429	.298
Fourth Down Conversions	2-3	7-9
Fourth Down Conversion Pct.	.667	.778
Avg. Time of Possession	28:29	31:31

TOTAL OFFENSE

	G	PLAY	RUSH	PASS	TOTAL	AVG
Chris Weinke	11	408	-109	3103	2994	272.2
Travis Minor	11	180	815	0	815	74.1
Marcus Outzen	11	46	41	169	210	19.1
Jeff Chaney	10	43	157	0	157	15.7
Davy Ford	5	19	75	0	75	15.0
Peter Warrick	9	19	96	35	131	14.6
Nick Maddox	10	29	111	0	111	11.1
William McCray	1	3	8	0	8	8.0
Dan Kendra	11	36	82	0	82	7.5
Jared Jones	5	14	-1	25	24	4.8
Anquan Boldin	10	4	33	0	33	3.3
Talman Gardner	11	2	23	0	23	2.1
Rich Maher	1	1	2	0	2	2.0
Germaine Stringer	11	3	21	0	21	1.9
Lemar Parrish	3	2	5	0	5	1.7
Chad Maeder	10	1	2	0	2	0.2
Greg Moore	8	1	1	0	1	0.1
Marvin Minnis	9	1	0	0	0	0.0
Robert Morgan	11	1	-4	0	-4	-0.4

SCORING BY QUARTERS

	1st	2nd	3rd	4th	O/T	TOT	AVG
FLORIDA STATE	103	117	114	78	0	412	37.5
Opponent	27	64	45	38	0	174	15.8

	G	PLAY	RUSH	PASS	TOTAL	AVG
FLORIDA STATE	11	820	1351	3332	4683	425.7
Opponent	11	672	1087	2264	3351	304.6

RUSHING

	G	ATT	GAIN	LOSS	NET	AVG	PG	TD	LP
Travis Minor	11	180	856	41	815	4.5	74.1	7	47
Jeff Chaney	10	43	172	15	157	3.7	15.7	2	23
Nick Maddox	10	29	131	20	111	3.8	11.1	0	9
Peter Warrick	9	16	129	33	96	6.0	10.7	3	21
Dan Kendra	11	36	90	8	82	2.3	7.5	2	10
Davy Ford	5	19	85	10	75	3.9	15.0	0	8
Marcus Outzen	11	20	58	17	41	2.1	3.7	1	10
Anquan Boldin	10	4	34	1	33	8.3	3.3	1	19
Talman Gardner	11	2	23	0	23	11.5	2.1	0	22
Germaine Stringer	11	3	21	0	21	7.0	1.9	0	13
William McCray	1	3	8	0	8	2.7	8.0	1	5
Lemar Parrish	3	2	5	0	5	2.5	1.7	0	3
Chad Maeder	10	1	2	0	2	2.0	0.2	0	2
Rich Maher	1	1	2	0	2	2.0	2.0	0	0
Greg Moore	8	1	1	0	1	1.0	0.1	0	1
Jared Jones	5	1	0	1	-1	-1.0	-0.2	0	0
Robert Morgan	11	1	0	4	-4	-4.0	-0.4	0	0
Chris Weinke	11	31	40	149	-109	-3.5	-9.9	0	8
FLORIDA STATE	11	393	1657	299	1358	3.5	123.5	17	47
Opponents	11	387	1464	377	1087	2.8	98.8	6	71

RECEIVING

	G	REC	YDS	AVG	YDS/G	C/G	TD	LP
Peter Warrick	9	71	934	13.2	103.8	7.9	8	59
Ron Dugans	10	43	644	15.0	64.4	4.3	3	84
Marvin Minnis	9	19	257	13.5	28.6	2.1	3	27
Robert Morgan	11	16	245	15.3	22.3	1.5	0	38
Travis Minor	11	16	102	6.4	9.3	1.5	0	16
Atreus Bell	11	14	202	14.4	18.4	1.3	4	30
Laveraneus Coles	4	12	179	14.9	44.8	3.0	1	35
Anquan Boldin	10	12	115	9.6	11.5	1.2	2	29
Germaine Stringer	11	8	177	22.1	16.1	0.7	1	48
Talman Gardner	11	7	123	17.6	11.2	0.6	0	33
Dan Kendra	11	7	31	4.4	2.8	0.6	2	17
Jeff Chaney	10	6	90	15.0	9.0	0.6	1	29
Ryan Sprague	11	5	76	15.2	6.9	0.5	1	26
Nick Maddox	10	5	34	6.8	3.4	0.5	0	9
Greg Moore	8	3	58	19.3	7.3	0.4	1	35
Davy Ford	5	2	23	11.5	4.6	0.4	0	17
Carver Donaldson	11	1	19	19.0	1.7	0.1	0	19
Patrick Hughes	11	1	13	13.0	1.2	0.1	0	13
Chad Maeder	10	1	8	8.0	0.8	0.1	0	8
William McCray	1	1	2	2.0	2.0	1.0	0	2
FLORIDA STATE	11	250	3332	13.3	302.9	22.7	27	84
Opponent	11	217	2264	10.4	205.8	19.7	13	80

PASSING

	G	ATT	CMP	INT	PCT	YDS	YDS/G	RTNG	TD	LP
Peter Warrick	9	3	1	0	.333	35	3.9	241.3	1	35
Chris Weinke	11	377	232	14	.615	3103	282.1	145.1	25	84
Marcus Outzen	11	26	12	1	.462	169	15.4	105.8	1	35
Jared Jones	5	13	5	2	.385	25	5.0	23.8	0	9
Marvin Minnis	9	1	0	0	.000	0	0.0	0.0	0	0
FLORIDA STATE	11	420	250	17	.595	3332	302.9	139.3	27	84
Opponent	11	305	217	22	.711	2264	205.8	116.1	13	80

SCORING

TD	PAT					FG	PTS
	XP	2PT	DXP	SAF	FG		
0	47-47	0-0	0-0	0	23-30	116	
12	0-0	0-0	0-0	0	0-0	72	
7	0-0	0-0	0-0	0	0-0	42	
4	0-0	0-0	0-0	0	0-0	24	
4	0-0	0-0	0-0	0	0-0	24	
3	0-0	0-0	0-0	0	0-0	18	
3	0-0	0-0	0-0	0	0-0	18	
3	0-0	0-0	0-0	0	0-0	18	
3	0-0	0-0	0-0	0	0-0	18	
3	0-0	0-0	0-0	0	0-0	18	
1	0-0	0-0	0-0	0	0-0	6	
1	0-0	0-0	0-0	0	0-0	6	

FLORIDA STATE UNIVERSITY

Jamal Reynolds	1	0-0	0-0	0-0	0	0-0	6
William McCray	1	0-0	0-0	0-0	0	0-0	6
Greg Wilson	1	0-0	0-0	0-0	0	0-0	6
Sean Key	1	0-0	0-0	0-0	0	0-0	6
Marcus Outzen	1	0-0	0-0	0-0	0	0-0	6
Abdual Howard	1	0-0	0-0	0-0	0	0-0	6
L. Coles	1	0-0	0-0	0-0	0	0-0	6
Theon Rackley	1	0-0	0-0	0-0	0	0-0	6

Nick Maddox	10	2	43	21.5	0	21
Germaine Strigger	11	6	114	19.0	0	40
Anquan Boldin	10	3	55	18.3	0	38
Reggie Durden	11	1	18	18.0	0	18
Jean Jeune	11	1	0	0.0	0	0
FLORIDA STATE	11	27	556	20.6	0	40
Opponent	11	23	463	20.1	0	77

FLORIDA STATE	49	47-47	1-2	0-0	0	23-30	412
Opponents	20	19-19	1-1	0-1	0	11-15	174

PUNTING

	G	NO	YDS	AVG	LP	BLK
Keith Cottrell	11	44	1885	42.8	59	0
Chance Gwaltney	3	2	78	39.0	39	0
FLORIDA STATE	11	46	1963	42.7	59	0
Opponents	11	78	2982	38.2	2	60

PUNT RETURNS

	G	NO	YDS	AVG	TD	LP
David Warren	11	1	20	20.0	0	20
Peter Warrick	9	18	227	12.6	1	75
Reggie Durden	11	17	201	11.8	0	37
Tommy Polley	11	1	11	11.0	0	11

FLORIDA STATE	11	37	459	12.4	1	75
Opponents	11	17	107	6.3	0	33

KICKOFF RETURNS

	G	NO	YDS	AVG	TD	LP
Laveraneus Coles	4	6	154	25.7	0	35
Talman Gardner	11	8	172	21.5	0	30

INTERCEPTIONS

	G	NO	YDS	AVG	TD	LP
Chris Hope	11	4	17	4.3	0	14
Derrick Gibson	11	4	40	10.0	0	21
Clevan Thomas	11	3	0	0.0	0	0
Tay Cody	11	2	18	9.0	0	18
Sean Key	9	2	57	28.5	1	32
Reggie Durden	11	2	45	22.5	0	39
Brian Allen	11	1	-3	-3.0	0	0
Corey Simon	11	1	0	0.0	0	0
Bradley Jennings	11	1	0	0.0	0	0
Abdual Howard	8	1	47	47.0	1	47
Theon Rackley	11	1	10	10.0	1	10
FLORIDA STATE	11	22	231	10.5	3	47
Opponents	11	17	165	9.7	1	43


MISCELLANEOUS YARDS

(Blocked FGs and Fumbles Advanced)

PLAYER	G	ATT	YDS	AVG	PG	TD
Jamal Reynolds	11	1	0	0.0	0.0	1
Tommy Polley	11	1	0	0.0	0.0	0
FLORIDA STATE	11	2	0	0.0	0.0	1
Opponents	11	0	0	0.0	0.0	0

DEFENSIVE STATISTICS

DEFENSIVE LEADERS	GP	SOLO	AST	TOT	TFL-YDS	SCK-YDS	PBU	FC	FR	INT
Tommy Polley	11	67	42	109	6-28	3-24	5	3	2	0
Brian Allen	11	48	53	101	8-27	5-16	2	1	0	1
Bradley Jennings	11	40	52	92	2-7	1-6	1	0	0	1
Corey Simon	11	48	36	84	21-67	4-24	3	1	0	1
Derrick Gibson	11	45	28	73	3-5	2-2	8	0	0	4
Bobby Rhodes	11	34	31	70	2-17	1-13	1	1	0	0
Jerry Johnson	11	32	34	66	9-24	1-1	0	1	0	0
Jamal Reynolds	11	33	24	57	11-67	7-54	2	0	2	0
Sean Key	9	30	17	47	0-0	0-0	1	1	1	2
Chris Hope	11	28	13	41	2-4	0-0	0	1	0	4
Roland Seymour	8	22	18	40	4-22	2-13	1	0	0	0
Theon Rackley	11	17	23	40	0-0	0-0	1	0	0	1
Reggie Durden	11	29	11	40	0-0	0-0	2	1	1	2
David Warren	11	17	14	31	3-18	2-15	4	3	0	0
Tay Cody	10	22	7	29	1-2	0-0	5	0	0	2
Chris Woods	11	8	19	27	1-2	0-0	0	0	0	0
Abdual Howard	10	11	13	24	0-0	0-0	0	0	0	1
Mario Edwards	11	15	4	19	0-0	0-0	9	1	0	0
Clevan Thomas	11	13	5	18	1-3	0-0	5	1	1	3
O.J. Jackson	10	2	16	18	0-0	0-0	0	0	0	0
Rian Cason	8	7	9	16	1-5	1-5	0	0	0	0
Jerel Hudson	10	6	8	14	0-0	0-0	1	0	0	0
Alonzo Jackson	11	3	10	13	0-0	0-0	1	0	0	0
Michael Hamilton	11	9	4	13	0-0	0-0	0	1	0	0
Tony Benford	7	5	7	12	4-21	3-18	0	0	0	0
Todd Frier	11	6	2	8	0-0	0-0	0	0	0	0
Jean Jeune	11	4	3	7	0-0	0-0	0	0	0	0
Malcolm Tatum	11	7	0	7	0-0	0-0	0	0	0	0
Chris Walker	7	1	3	4	0-0	0-0	0	0	0	0
Lee Weaver	6	1	2	3	0-0	0-0	0	0	0	0
Darnell Dockett	3	0	2	2	0-0	0-0	0	0	0	0
Randy Wilkins	6	0	2	2	0-0	0-0	0	0	0	0
Pete Henderson	11	1	1	2	0-0	0-0	0	0	0	0
Brandon Myers	10	0	2	2	0-0	0-0	0	0	0	0
Antoine Mirambeau	5	0	1	1	0-0	0-0	0	0	0	0



1999 Year In Review

TEAM GAME-BY-GAME STATISTICS

	RUSHING ATT-YARDS-TD	PASSING ATT-CO-INT-YDS-TD	TOTAL OFFENSE PLAYS-YDS-AVG	PEN. NO.-YDS	FUMBLES NO.-LOST	3RD DOWNS CONV.-ATT.
FSU	37-161-2	42-25-1-290-2	79-418-5.3	6-53	2-0	8-17
La Tech	17- 19-0	52-31-2-250-1	69-269-3.9	8-52	1-1	7-17
FSU	43-182-2	29-16-0-262-3	72-444-6.2	11-96	0-0	8-14
Georgia Tech	38-114-1	25-22-0-387-4	63-501-8.0	13-137	3-0	5-12
FSU	35-149-2	40-23-2-229-0	75-378-5.0	11-104	0-0	2-11
NC State	38-109-1	25-10-4-129-0	63-238-3.8	11-71	2-2	3-13
FSU	34-135-3	34-21-2-325-1	68-460-6.8	9-77	0-0	2-9
N. Carolina	46-147-1	29-12-3-126-0	75-273-3.6	9-81	2-1	5-18
FSU	35-168-0	38-22-3-341-6	73-509-7.0	9-67	1-1	2-11
Duke	33- 53-1	42-17-3-198-1	75-251-3.3	10-110	0-0	4-18
FSU	41-153-2	35-23-1-332-2	76-485-6.4	10-88	3-1	10-16
Miami	31- 78-0	41-27-1-370-3	72-448-6.2	7-56	2-0	7-15
FSU	34- 71-1	37-19-1-354-2	71-425-6.0	15-124	2-1	8-17
Wake Forest	41- 42-0	20-10-1-136-1	61-178-2.9	7-55	1-1	5-16
FSU	41- 98-1	50-24-1-258-0	91-356-3.9	13-85	0-0	9-22
Clemson	37-126-1	26-11-1-139-1	63-265-4.2	7-85	0-0	5-16
FSU	35- 98-1	37-25-3-305-3	72-403-5.6	8-58	2-1	7-15
Virginia	42-189-1	25-11-2- 76-0	67-265-4.0	2-10	1-1	5-18
FSU	24- 86-0	44-28-2-373-7	68-459-6.8	8-99	0-0	8-13
Maryland	42-148-0	20-11-4- 73-1	62-221-3.6	7-47	4-1	2-14
FSU	38-116-2	37-24-1-263-1	75-346-4.6	9-76	1-0	5-16
Florida	22- 62-0	55-28-2-380-1	77-442-5.7	15-93	2-0	3-14

DEFENSIVE GAME-BY-GAME STATISTICS (Tackles-Tackles for Loss-Sacks)

PLAYER	LA.	TECH GA.	TECH NC STATE	at UNC	vs. Duke	MIAMI	WF	at Clem.	at UVA	MD	at UF	
Allen		4-0-0	11-0-1	8-0-0	12-0-1	7-1-0	10-1-0	5-1-1	10-0-1	9-0-1	11-0-0	14-0-0
Benford		1-0-0	0-0-0	1-0-0	0-0-1	4-0-1	DNP	3-0-1	0-0-0	1-0-0	2-1-0	DNP
Cason		DNP	0-0-0	4-0-0	4-0-1	DNP	0-0-0	5-0-0	1-0-0	0-0-0	2-0-0	DNP
Cody		3-0-0	6-0-0	3-0-0	2-1-0	2-0-0	3-0-0	1-0-0	6-0-0	DNP	1-0-0	2-0-0
Dockett		0-0-0	0-0-0	1-0-0	1-0-0	DNP	DNP	DNP	DNP	DNP	DNP	DNP
Durden		4-0-0	4-0-0	4-0-0	5-0-0	6-0-0	1-0-0	2-0-0	1-0-0	7-0-0	4-0-0	2-0-0
Edwards		2-0-0	2-0-0	3-0-0	3-0-0	1-0-0	2-0-0	0-0-0	1-0-0	2-0-0	3-0-0	1-0-0
Frier		5-0-0	1-0-0	1-0-0	1-0-0	2-0-0	0-0-0	0-0-0	0-0-0	0-0-0	1-0-0	0-0-0
Gibson		7-0-0	12-0-0	6-0-0	5-0-0	5-0-0	6-0-1	7-0-0	6-0-1	7-1-0	4-0-0	8-0-0
Hamilton		1-0-0	0-0-0	0-0-0	1-0-0	3-0-0	0-0-0	3-0-0	0-0-0	1-0-0	2-0-0	1-0-0
Henderson		0-0-0	1-0-0	0-0-0	0-0-0	0-0-0	0-0-0	0-0-0	0-0-0	1-0-0	0-0-0	0-0-0
Hope		4-0-0	1-0-0	4-0-0	4-0-0	3-0-0	1-0-0	3-0-0	4-0-0	6-2-0	6-0-0	6-0-0
Howard		2-0-0	2-0-0	4-0-0	8-0-0	5-0-0	DNP	1-0-0	0-0-0	0-0-0	2-0-0	0-0-0
Hudson		1-0-0	0-0-0	0-0-0	1-0-0	4-0-0	0-0-0	2-0-0	0-0-0	3-0-0	2-0-0	1-0-0
Jackson, A		0-0-0	0-0-0	0-0-0	4-0-0	5-0-0	0-0-0	1-0-0	0-0-0	1-0-0	2-0-0	0-0-0
Jackson, O		6-0-0	1-0-0	3-0-0	1-0-0	6-0-0	0-0-0	0-0-0	0-0-0	1-0-0	0-0-0	DNP
Jennings		2-0-0	8-0-0	8-0-0	14-0-1	3-0-0	11-0-0	11-1-0	11-0-0	8-0-0	10-0-0	6-0-0
Jeune		1-0-0	0-0-0	1-0-0	0-0-0	1-0-0	1-0-0	1-0-0	1-0-0	1-0-0	0-0-0	0-0-0
Johnson		3-0-0	9-0-0	5-0-0	5-1-0	5-2-0	6-1-0	6-1-0	8-2-1	5-1-0	5-1-0	10-0-0
Key		4-0-0	6-0-0	6-0-0	4-0-0	4-0-0	7-0-0	6-0-0	6-0-0	DNP	4-0-0	DNP
Mirambeau		0-0-0	0-0-0	0-0-0	0-0-0	1-0-0	DNP	DNP	DNP	DNP	DNP	DNP
Polley		7-0-1	12-0-0	10-0-0	7-0-0	7-1-1	12-1-1	8-0-0	10-0-0	9-0-1	16-0-0	11-2-0
Rackley		2-0-0	3-0-0	4-0-0	5-0-0	5-0-0	3-0-0	7-0-0	3-0-0	4-0-0	2-0-0	2-0-0
Reynolds		3-0-0	4-0-2	4-0-1	5-0-1	5-0-0	6-3-0	6-0-0	8-1-0	4-0-1	8-0-1	4-1-1
Rhodes		5-0-0	2-0-0	6-0-1	9-0-0	9-1-0	3-0-0	8-0-0	3-0-0	11-0-0	9-0-0	5-0-0
Seymour		7-1-0	8-1-1	2-0-1	DNP	DNP	5-0-0	7-2-1	6-0-0	4-1-0	DNP	1-0-0
Simon		5-1-0	6-1-0	9-2-1	8-1-0	7-2-0	8-1-1	7-1-0	10-3-1	8-1-1	6-3-0	10-2-0
Tatum		2-0-0	0-0-0	0-0-0	1-0-0	0-0-0	0-0-0	0-0-0	0-0-0	1-0-0	3-0-0	0-0-0
Thomas, C		3-0-0	1-0-0	2-0-0	1-1-0	1-0-0	1-0-0	1-0-0	1-0-0	2-0-0	3-0-0	2-0-0
Walker		2-0-0	DNP	DNP	DNP	DNP	0-0-0	1-0-0	0-0-0	1-0-0	1-0-0	0-0-0
Warren		3-0-0	2-0-0	2-0-0	4-0-1	3-1-0	2-0-0	3-0-1	3-0-0	3-0-0	2-0-0	4-0-0
Weaver		2-0-0	DNP	DNP	0-0-0	0-0-0	DNP	0-0-0	0-0-0	1-0-0	0-0-0	DNP
Wilkins		0-0-0	0-0-0	0-0-0	0-0-0	2-0-0	DNP	DNP	DNP	DNP	0-0-0	DNP
Woods		3-0-0	4-0-0	1-0-0	4-0-0	4-1-0	1-0-0	0-0-0	1-0-0	2-0-0	3-0-0	4-0-0

•• NOTE: Tackles for Loss and Sacks are separated in game-by-game tackles, but total defensive stats include sacks in the tackles for loss total.



RUSHING (Carries-Yards-Touchdowns)

OPPONENT	MINOR	CHANEY	MADDOX	KENDRA	FORD	MCCRAY
La Tech	13- 29-0	dnp	7- 46-0	2- 6-0	inj	3-8-0
Georgia Tech	22-122-1	3- 9-0	4- 10-0	7-25-0	inj	inj
NC State	16- 64-0	3-10-0	3- 9-0	8-31-1	3-34-0	inj
North Carolina	10- 46-2	0- 0-0	8- 39-0	3- -4-0	6-16-0	inj
Duke	8- 79-0	8-23-0	3- 2-0	1- 2-0	5-10-0	inj
Miami	25-146-1	6-12-1	0- 0-0	5- 8-0	dnp	inj
Wake Forest	16- 54-0	4-25-0	1- -10-0	2- 5-0	dnp	inj
Clemson	29-100-1	2-21-0	0- 0-0	1- 2-0	dnp	inj
Virginia	19- 89-1	5- 9-0	2- 6-0	0- 0-0	dnp	inj
Maryland	10- 55-0	2- 7-0	1- 9-0	1- 2-0	3-12-0	inj
Florida	12- 31-0	10-41-1	0- 0-0	4- 3-0	0- 0-0	inj

RECEIVING (Catches-Yards-Touchdowns)

OPPONENT	WARRICK	DUGANS	COLES	MINNIS	MORGAN	STRINGER	BOLDIN
La Tech	9-121-0	inj	dnp	inj	3-24-0	1- 7-0	2-33-2
Georgia Tech	8-142-1	0- 0-0	2-30-0	inj	1-14-0	0- 0-0	inj
NC State	9- 75-0	5- 53-0	5-63-0	0- 0-0	1- 9-0	1-10-0	0- 0-0
N. Carolina	4-103-0	4- 65-0	1-19-0	0- 0-0	1- 4-0	0- 0-0	3-25-0
Duke	6- 67-3	5-141-1	4-67-1	2-25-0	0- 0-0	0- 0-0	0- 0-0
Miami	dnp	5- 80-0	dismissed	4-54-0	1-15-0	3-80-1	2-13-0
Wake Forest	dnp	4- 68-0	dismissed	2-23-0	2-54-0	3-80-0	1-22-0
Clemson	11-121-0	7- 83-0	dismissed	1- 9-0	2-28-0	0- 0-0	0- 0-0
Virginia	6- 81-1	6- 84-0	dismissed	3-32-2	2-49-0	0- 0-0	1- 5-0
Maryland	9-134-3	3- 30-2	dismissed	3-56-0	0- 0-0	0- 0-0	3-17-0
Florida	9- 90-0	4- 40-0	dismissed	4-58-1	3-48-0	0- 0-0	0- 0-0

JANIKOWSKI'S KICKING STATISTICS

OPPONENT	FG-FGA	XP-XPA	PTS
Louisiana Tech	2-3	5-5	11
Georgia Tech	2-2	5-5	11
NC State	5-5	3-3	18
North Carolina	0-2	6-6	6
Duke	3-3	6-6	15
Miami	1-1	4-4	7
Wake Forest	4-6	3-3	15
Clemson	3-5*	0-0	9
Virginia	0-0	5-5	5
Maryland	0-0	7-7	7
Florida	3-3	3-3	12

PASSING (Attempts-Completions-Interceptions- Yards-Touchdowns)

OPPONENT	WEINKE	OUTZEN	JONES
La Tech	32-20-1-242-2	5-3-0- 40-0	4-2-0-8-0
Georgia Tech	29-16-0-262-3	0	0
NC State	39-23-2-229-0	0	DNP
North Carolina	27-17-2-272-1	4-3-0-45-0	2-1-0-8-0
Duke	27-19-1-290-5	8-2-1-16-0	2-0-1-0-0
Miami	34-23-1-332-2	0	DNP
Wake Forest	36-19-1-354-2	1-0-0- 0-0	DNP
Clemson	49-24-1-258-0	0	DNP
Virginia	35-24-3-297-3	2-1-0- 8-0	DNP
Maryland	33-23-1-304-6	6-3-0-60-1	5-2-1-9-0
Florida	36-24-1-263-1	0	DNP

FIELD GOAL MAKES & MISSES

OPPONENT	MAKES	MISSES
Louisiana Tech	49, 23	48
Georgia Tech	46, 45	
NC State	30, 47, 22, 31, 47	
North Carolina	49, 52	
Duke	46, 37, 27	
Miami	38	
Wake Forest	31, 34, 52, 32	55, 51
Clemson	33, 33, 39*	45, 47
Virginia	no attempts	no attempts
Maryland	no attempts	no attempts
Florida	22, 27, 54	

*Game winning field goal



1999 Year In Review

1999 FLORIDA STATE HIGHS & LOWS

FLORIDA STATE INDIVIDUALS

RUSHING

Longest Run From Scrimmage: 47, Travis Minor vs. Miami
Most Rushing Attempts: 29, Travis Minor vs. Clemson (100 yards)
Most Yards Rushing: 146 yards, Travis Minor vs. Miami (25 carries)
Most TDs Rushing: 2, Travis Minor vs. North Carolina

PASSING

Longest Pass Play: 84, Chris Weinke to Ron Dugans vs. Duke (TD)
Most Passes Attempted: 49 (24 completed) by Chris Weinke vs. Clemson
Most Passes Completed: 24 by Chris Weinke vs. Clemson, Virginia and Florida
Most Yards Passing: 354 yards, Chris Weinke vs. Wake Forest
Most TD Passes Thrown: 6, Chris Weinke vs. Maryland (Ties School Record)

RECEIVING

Most Receiving Yards: 142 yards (8 rec.), Peter Warrick vs. Georgia Tech
Most Receptions in a Game: 11 (121 yards), Peter Warrick vs. Clemson
Most TD Receptions in a Game: 3, Peter Warrick vs. Duke and Maryland

DEFENSE

Most Interceptions in a Game: 2, by Derrick Gibson at North Carolina, Clevan Thomas vs. Maryland
Longest Interception Return: 47 yards, Abdul Howard vs. NC State
Most Total Tackles: 16 (10 solo), Tommy Polley vs. Maryland
Most Unassisted Tackles: 10 solo (16 total), Tommy Polley vs. Maryland
Most Quarterback Sacks: 2, Jamal Reynolds vs. La Tech and at North Carolina

SPECIAL TEAMS

Longest Field Goal: 54 yards, Sebastian Janikowski vs. Florida
Most FGs in a Game: 5*, Sebastian Janikowski vs. NC State
Longest Punt: 59 yards, Keith Cottrell vs. Maryland
Most Punts in a Game: 6, Keith Cottrell vs. Clemson and at Virginia
Best Punting Average: 48.3 yards, Keith Cottrell on 4 punts vs. Maryland
Longest Kickoff Return: 40, Germaine Stringer vs. Georgia Tech
Longest Punt Return: 75, Peter Warrick at North Carolina (TD)

MOST YARDS TOTAL OFFENSE: 336 (354 pass, -18 run), Chris Weinke vs. Wake Forest

OPPONENT INDIVIDUALS

RUSHING

Longest Run from Scrimmage: 71 by Thomas Jones (Virginia)
Most Rushes in a Game: 27 carries (169 yards) by LaMont Jordan (Maryland)
Most Yards Rushing: 169 yards (27 carries) by LaMont Jordan (Maryland)
Most TDs Rushing: 1 by several players

PASSING

Most Yards Passing: 387 by Joe Hamilton, Georgia Tech (25-22-0)
Most Completions: 28 by Tim Rattay, La Tech (48 attempts)
Most Attempts: 48 by Tim Rattay, La Tech (28 completions)
Longest Pass Play: 80 yards, Joe Hamilton to Dez White, Georgia Tech and Kenny Kelly to Santana Moss
Most TDs Passing: 4, Joe Hamilton, Georgia Tech
Most INTs Passing: 4 by Jamie Barnette, NC State; Trey Evans, Maryland

SPECIAL TEAMS

Longest Field Goal: 50, Jeff Chandler (Florida)
Most Field Goals: 3, Sims Lenhardt (Duke); Jeff Chandler (Florida)
Longest Punt: 60, Ryan Ramaro (Clemson)
Longest Kickoff Return: 77, Jermaine Arrington (Maryland)
Longest Punt Return: 33, Chris Coleman (NC State)
Longest Interception Return: 43, Bennie Alexander (Florida) TD

TEAM HIGHS & LOWS

	FLORIDA STATE	OPPONENT
Points Scored		
HIGH	51 vs. Duke	35 by Ga Tech
LOW	17 vs. Clemson	7 by La Tech
Total Offense		
HIGH	509 vs. Duke	501 by Ga Tech
LOW	346 vs. Florida	139 by Clemson
First Downs Rushing		
HIGH	13 at N. Carolina	10 by Ga Tech
LOW	4 vs. Wake Forest	3 by La Tech, Duke, Miami
First Downs Passing		
HIGH	17 vs. Maryland	18 by Miami
LOW	11 vs. Florida	3 by Wake Forest, Maryland
Total Plays		
HIGH	91 vs. Clemson	77 by Florida
LOW	68 vs. Maryland	61 by Wake Forest
Rushing Yards		
HIGH	182 vs. Ga Tech	189 by Virginia
LOW	71 vs. Wake Forest	19 by La Tech
Rushing Attempts		
HIGH	43 vs. Ga Tech	46 by N. Carolina
LOW	34 at UNC, vs. W. Forest	17 by La Tech
Passing Yards		
HIGH	373 vs. Maryland	387 by Ga Tech
LOW	258 vs. Clemson	73 by Maryland
Passes Completed		
HIGH	28 by Maryland	31 by La Tech
LOW	16 vs. Ga Tech	10 by NC State, Wake Forest
Passes Attempted		
HIGH	49 vs. Clemson	55 by Florida
LOW	29 vs. Ga Tech	20 by Wake Forest, Maryland
Passes Had Intercepted		
HIGH	3 vs. Duke, Virginia	4 by NC State, Maryland
LOW	0 vs. Ga Tech	0 vs. Ga Tech, Wake Forest
Penalties		
HIGH	15 vs. Wake Forest	15 by Florida
LOW	6 vs. La Tech	2 by Virginia
Yards Penalized		
HIGH	124 vs. Wake Forest	137 by Ga Tech
LOW	53 vs. La Tech	10 by Virginia
Fumbles		
HIGH	3 vs. Miami	4 by Maryland
LOW	0 vs. Clemson, Maryland	0 by Duke, Clemson
Fumbles Lost		
HIGH	1 vs. four teams	2 by NC State
LOW	0 several times	0 by several teams

1999 HONOR ROLL

Brian Allen, LB

ACC Defensive Back of the Week vs. Clemson
2nd Team All-ACC

Keith Cottrell, P

ACC Specialist of the Week vs. Virginia
Honorable Mention All-ACC

Tay Cody, CB

ACC Specialist of the Week vs. Clemson
Honorable Mention All-ACC

Mario Edwards, CB

Jim Thorpe Award Semifinalist
1st Team All-ACC

Derrick Gibson, S

2nd Team All-ACC
1st Team *Football News* All-ACC

Chris Hope, S

ACC All-Academic Team
GTE All-District III Academic Team

Jerry Johnson, DT

1st Team All-ACC

Sebastian Janikowski, PK

1999 Lou Groza Award Winner
1st Team Walter Camp All-American
1st Team Football Writers of America All-American
1st Team *Football News* All-American
1st Team *Football News* All-ACC
1st Team *Sporting News* All-American
1st Team AFCA/Burger King Coaches All-American
1st Team All-ACC
All-America Foundation All-American

Sean Key, S

Honorable Mention All-ACC

Travis Minor, TB

2nd Team All-ACC

Tommy Polley, LB

ACC Defensive Back of the Week vs. Wake Forest, Maryland
1st Team All-ACC
1st Team *Football News* All-ACC

Jamal Reynolds, DE

2nd Team All-ACC

Roland Seymour, DE

Honorable Mention All-ACC

Corey Simon, NG

Lombardi Award Finalist
Outland Trophy Finalist
Bronko Nagurski Award Finalist
1st Team Walter Camp All-American
1st Team Football Writers of America All-American
1st Team *Sporting News* All-American
1st Team AFCA/Burger King Coaches All-American
All-America Foundation All-American
Football News Defensive Player of the Year Finalist
2nd Team *Football News* All-American
1st Team *Football News* All-ACC
ACC Defensive Lineman of the Week vs. Virginia
1st Team All-ACC

Ryan Sprague, TE

ACC All-Academic Team

Eric Thomas, C

ACC Offensive Lineman of the Week vs. Georgia Tech
2nd Team All-ACC

Tarlos Thomas, OT

ACC Offensive Lineman of the Week vs. Maryland
1st Team All-ACC

Peter Warrick, WR

1999 Nokia Sugar Bowl MVP
1st Team Walter Camp All-American
1st Team Football Writers of America All-American
1st Team *Football News* All-American
1st Team *Football News* All-ACC
1st Team *Sporting News* All-American
1st Team AFCA/Burger King Coaches All-American
All-America Foundation All-American
Football News Offensive Player of the Year Semifinalist
ACC Specialist of the Week vs. UNC
1st Team All-ACC (WR and Specialist)

Chris Weinke, QB

ACC Brian Piccolo Award Winner
Davey O'Brien Award Finalist
ACC All-Academic Team
ACC Offensive Back of the Week vs. Maryland
2nd Team All-ACC
Football News Honorable Mention All-American

Jason Whitaker, OG

1st Team Walter Camp All-American
1st Team *Football News* All-American
1st Team *Football News* All-ACC
1st Team AFCA/Burger King Coaches All-American
All-America Foundation All-American
2nd Team *Sporting News* All-American
ACC Offensive Lineman of the Week vs. NC State, Duke, Miami
1st Team All-ACC

Brett Williams, OT


ACC Offensive Lineman of the Week vs. Florida
2nd Team All-ACC
1st Team *Football News* Freshman All-American

Bobby Bowden, Head Coach

Football News Coach of the Year Finalist

Chuck Amato, Asst. Head Coach

Broyles Award Semifinalist
AFCA Assistant Coach of the Year Semifinalist




Derrick Gibson

1999 Year In Review

GAME 1 • FLORIDA STATE 41 LOUISIANA TECH 7

August 28 • Doak Campbell Stadium • Tallahassee, FL
WARRICK'S TOUCHDOWN SPARKS SEASON-OPENING WIN



Chris Weinke threw for 242 yards and a pair of touchdowns in his first game back from spinal surgery.

TALLAHASSEE, Fla. (AP) — Florida State's Peter Warrick came back to college for his final season with a purpose: He wants a national championship on his resume when he turns pro.

Warrick's slithering 20-yard touchdown run late in the first half broke a 7-7 tie as the top-ranked Seminoles overcame a sluggish start to take a 41-7 victory Saturday over Louisiana Tech.

Warrick, who also caught nine passes for 121 yards, took a handoff from quarterback Chris Weinke and ran laterally across the field — reversing direction twice to elude several Bulldogs defenders — before racing up-field to the end zone to give the Seminoles a 14-7 lead 39 seconds before halftime.

Earlier in the same possession, Warrick ran 21 yards on a third-down reverse to keep the scoring drive alive.

Weinke, making his first appearance since a four-hour operation on his spine last November, was 20-of-32 for 242 yards and threw two touchdown passes to

freshman Anquan Boldin on plays covering 4 and 29 yards.

Sparked by Warrick's touchdown, Florida State blew the game open in the third quarter.

William McCray scored on a 1-yard run and Sebastian Janikowski kicked a 49-

yard field goal in addition to Boldin's second TD catch as Florida State took a 31-7 lead.

Louisiana Tech tied the game 7-7 midway through the second quarter when quarterback Tim Rattay arched a 13-yard scoring pass to John Simon.

Rattay, the nation's leading passer a year ago, completed 28 of 48 passes for 240 yards, but suffered two interceptions.

Florida State's defense, ranked first nationally a year ago, allowed 269 yards, but only 80 in the second half.

Linebacker Theon Rackley picked off Rattay's pass and ran 10 yards for a touchdown early in the final period, boosting Florida State's lead to 38-7.

Janikowski added a 23-yard field goal to complete the scoring as Florida State extended its home unbeaten streak to 41 games. The Seminoles' last loss in Tallahassee was a 17-16 defeat to Miami in 1991.

Warrick's go-ahead touchdown came after Louisiana Tech, threatening to take the lead, instead turned the ball over.

Tech's Sean Canagelosi fumbled when hit at the Florida State 5 by Clevan Thomas, and Sean Key recovered for the Seminoles.

Louisiana Tech had gotten the ball when Bobby Gray picked off Weinke's pass from the end zone to avoid being sacked for a safety. Weinke had thrown 237 consecutive passes without an interception, eclipsing the Atlantic Coast Conference mark of 231 straight by Virginia's Matt Blundin.

Louisiana Tech was a last-minute substitute on the Florida State schedule for Auburn, which paid \$500,000 to buy out of a two-year, home-and-home deal with the powerful Seminoles.

Score By Quarters

Louisiana Tech	0	7	0	0	7
Florida State	7	7	17	10	41

First Quarter

FSU-Boldin 4 pass from Weinke (Janikowski kick), :05.

Second Quarter

Tech-Simon 13 pass from Rattay (Pond kick), 7:59.

FSU-Warrick 20 run (Janikowski kick), :39.

Third Quarter

FSU-McCray 1 run (Janikowski kick), 9:44.

FSU-FG Janikowski 49, 5:53.

FSU-Boldin 29 pass from Weinke (Janikowski kick), 4:51.



Senior linebacker Theon Rackley returned an interception 10 yards for a score in the fourth quarter.



In his first game as a Seminole, true freshman Anquan Boldin caught two touchdown passes.

Fourth Quarter

FSU-Rackley 10 interception return (Janikowski kick), 13:45.
FSU-FG Janikowski 23, 7:23.

Team Statistics

	TECH	FSU
First downs	16	24
Rushes-yards	17-19	37-128
Passing	250	290
Return Yards	2	54
Comp-Att-Int	31-52-2	25-42-1
Punts	9-34.4	4-45.2
Fumbles-Lost	1-1	2-0
Penalties-Yards	8-52	6-53
Time of Possession	27:36	32:24
Attendance		72,702

Individual Statistics

RUSHING - Louisiana Tech: Tell 7-19, Simon 1-6, Pratt 1-3, Stallworth 1-3, Addison 3-3, Rattay 4-(minus 15). **Florida State:** Maddox 7-46, Warrick 2-41, Minor 13-29, Boldin 1-13, McCray 3-8, Kendra 2-6, Parrish 2-5, Gardner 1-1, Outzen 2-(minus 2), Weinke 4-(minus 19).

PASSING - Louisiana Tech: Rattay 28-48-2-240, Stallworth 3-4-0-10. **Florida State:** Weinke 20-32-1-242, Outzen 3-5-0-40, Jones 2-4-0-8, Maddox 0-1-0-0.

RECEIVING - Louisiana Tech: Cangelosi 5-81, Simon 7-53, Jordan 5-29, Tell 4-24, Daigre 3-32, Ali 3-12, Stark 2-8, Berlin 1-6, Newman 1-5. **Florida State:** Warrick 9-121, Gardner 3-60, Morgan 3-24, Boldin 2-33, Maddox 2-8, Sprague 1-26, Hughes 1-13, Stringer 1-7, Moore 1-6, McCray 1-2, Kendra 1-(minus 10).

LOUISIANA TECH GAME NOTES

Weinke Sets ACC Interception-Less Mark

Quarterback Chris Weinke tied the ACC record for consecutive pass attempts without an interception at 231 with a four-yard scoring strike to Anquan Boldin. Weinke then broke Matt Blundin's (Virginia) previous record with a five-yard completion to Peter Warrick with 13:15 remaining in the half on FSU's next drive. Weinke's streak ended at 237 with an interception in the second quarter (3:45 remaining).

Kentucky Derby Offense Makes Return

For the first time since 1993, the FSU coaching staff employed the Kentucky Derby offense. The entire second team offense, quarterbacked by Marcus Outzen, trotted onto the field with 4:03 left in the first quarter for the first play of FSU's second drive (which resulted in the first TD). Outzen ran for two yards before the first team returned on second down.

Boldin Scores On First Catch

WR Anquan Boldin was the first player from the 1999 signing class to see game action and he made the most of it with a TD on his first career reception. The score, a four-yard completion from Weinke, was FSU's first of the game. The last true freshman to score was tailback Travis Minor in 1997. Boldin added a second touchdown catch (29 yards) in the second half.

Kendra Sees Playing Time For First Time Since 1997

Fullback Dan Kendra saw the field for the first time in over a year in this afternoon's game. The last time the senior played, he was the second-team quarterback in 1997. Kendra sat out the 1998 season while recovering from a knee injury.

Rattay Outpassed For Only The Second Time

For just the second time as a Louisiana Tech starter (22 of 24 contests), Tim Rattay was outpassed by his quarterback counterpart. FSU's Chris Weinke threw for 242 yards on 20-of-32 passing, while Rattay threw for 240 yards on 28-of-48. The other occasion for Rattay was against Auburn's Dameyune Craig in 1997.

Rackley's Interception First Defensive Score Since 1997

LB Theon Rackley's 10-yard interception return for a touchdown in the fourth quarter was the first defensive score for FSU since LB Sam Cowart returned a fumble for a TD at Florida on 11/22/97. DE Tony Bryant was the last Seminole to return an interception for a score (11/15/97 vs. Wake Forest). The FSU defense's only scores last year came on two safeties (Miami & Maryland).

FSU Defense Shuts It Down In The Second Half

After allowing 189 yards of total offense (six yards rushing, 183 yards passing) in the first half, the Seminole defense gave up only 80 yards (13 rushing, 67 yards) in the second half. The 19 total yards rushing for Louisiana Tech was the lowest for an opponent since FSU held Wake Forest to (-1) yard in 1997.



1999 Year In Review

GAME 2 • FLORIDA STATE 41 GEORGIA TECH 35

September 11 • Doak Campbell Stadium • Tallahassee, FL
SEMINOLES OUTLAST GEORGIA TECH IN OFFENSIVE SHOOTOUT



Peter Warrick scored two touchdowns — one receiving and one rushing — in the win over 10th-ranked Georgia Tech.

TALLAHASSEE, Fla. (AP) — Florida State's Peter Warrick and Georgia Tech's Joe Hamilton lived up to their billing Saturday. So, too, did top-ranked Florida State, which had too many weapons in a 41-35 victory over the 10th-ranked Yellow Jackets.

Hamilton threw a 22-yard touchdown pass to Kelly Campbell with 1:35 left as the Yellow Jackets (1-1) closed to 41-35 in the final minute. An onside kick was fielded by Florida State's Travis Minor and the Seminoles (2-0) ran out the clock

to win the Atlantic Coast Conference opener.

Hamilton, who was knocked out of the last two games against Florida State, was 22-of-25 for 387 yards and four touchdowns, completing his final 14 passes of the game.

Warrick caught a touchdown pass, ran for a TD and finished with 167 yards as Florida State extended its home unbeaten streak to 42 games.

The teams combined for 595 yards in the first half and Florida State scored last to take a 28-21 halftime lead. The game was tied three times in the half.

Florida State, which never trailed in the game, took the lead for good at 28-21 with 68 seconds left in the half when Jeff Chaney weaved 29 yards for a TD on a screen pass from Chris Weinke.

Florida State finally got a bit of breathing room on the first drive of the second half when Warrick caught a 26-yard pass from Weinke for a touchdown and a 35-21 advantage.

Hamilton's 11-yard TD throw to Kerry Watkins shaved the Georgia Tech deficit to 35-28. Florida State countered on field goals by Sebastian Janikowski covering 46 and 45 yards for a 41-28 lead.

Once the teams scored, they couldn't stop. The teams produced touchdowns on seven straight series, combining for five in the second quarter alone.

Georgia Tech had tied the game 21-21 when the Hamilton and Kelly Campbell hooked up on a 56-yard touchdown.


Minor's 18-yarder midway through the second quarter had given the Seminoles a 21-14 lead, just two minutes after Hamilton's 19-yard run had tied the game 14-14.

Dan Kendra, making his first start at fullback, put Florida State into a 14-7 lead early in the quarter when he caught a 3-yard TD pass from Weinke. Kendra, recruited by Florida State to play quarterback, also lined up at his old position to convert first downs on two short-yardage keepers.

Warrick, lining up at quarterback in a shotgun formation, ran 17 yards for the game's first score. His 59-yard catch keyed the drive.

Dez White's 80-yard touchdown catch tied the score 7-7 and the scoring parade was off.

Georgia Tech had won six straight games dating back to a 34-7 defeat last October to Florida State.



Dan Kendra carried seven times for 25 yards and scored on a three-yard pass from Chris Weinke.



Travis Minor continued to run well against ranked teams as he ran for 122 yards and one TD on 22 carries.

Score By Quarters

Georgia Tech	7	14	7	7	35
Florida State	7	21	10	3	41

First Quarter

FSU-Warrick 17 run (Janikowski kick), 4:12
 GaT-White 80 pass from Hamilton (Cornwell kick), 3:53

Second Quarter

FSU-Kendra 3 pass from Weinke (Janikowski kick), 13:56
 GaT-Hamilton 19 run (Manget kick), 9:06
 FSU-Minor 17 run (Janikowski kick), 7:09
 GaT-Campbell 56 pass from Hamilton (Manget kick), 5:02
 FSU-Chaney 29 pass from Weinke (Janikowski kick), 1:08

Third Quarter

FSU-Warrick 26 pass from Weinke (Janikowski kick), 12:25
 GaT-Watkins 11 pass from Hamilton (Manget kick), 7:34
 FSU-FG Janikowski 46, 3:08

Fourth Quarter

FSU-FG Janikowski 45, 11:20
 GaT-Campbell 22 pass from Hamilton (Manget kick), 1:35

Team Statistics

	GaT	FSU
First downs	24	29
Rushes-yards	38-114	43-182
Passing	387	262
Comp-Att-Int	22-25-0	16-29-0
Return Yards	14	0
Punts-Avg.	2-40	2-48
Fumbles-Lost	3-0	0-0

GEORGIA TECH GAME NOTES

Total Yardage Most Since 1997

Florida State (444 yards) and Georgia Tech's (501 yards) combined yardage total of 945 was the highest two-team total in an FSU game since November 11, 1997. FSU (521) and NC State (448) rolled up 969 yards in that game.

Error-Free Football

The Seminoles did not turn the ball over in the 41-35 victory over Georgia Tech. The last time FSU had a game without a turnover was October 31, 1998 vs. North Carolina.

All Garnet Uniforms

FSU broke out the all garnet uniforms for the first time in three years. The last time the Seminoles wore all garnet, they defeated Georgia Tech 49-3 in Atlanta.

Minor Cracks Top 10 With Big Game

Travis Minor moved into FSU's top 10 in career rushing yards after adding 122 yards on 22 carries in the win over Georgia Tech. Minor had his eighth 100-yard rushing game and recorded his 17th career TD.

Kendra Makes Second Career Start At Different Position

Dan Kendra made his second career start at fullback against Georgia Tech. Kendra was FSU's starting quarterback in a 1997 win over Wake Forest in Orlando. The senior had seven carries for 25 yards in the game and a three-yard TD catch.

Georgia Tech Ranked In Four Of The Last Eight Meetings

The game was the fourth time since FSU joined the ACC (1992) that Georgia Tech has been ranked in the AP Top 25. The Yellow Jackets came into the game ranked No. 10. FSU defeated No. 16 Georgia Tech 29-24 in 1992, 38-0 (No. 21) in 1997, and 34-7 (No. 20) in 1998.

Penalties-Yards	13-137	11-96
Time of Possession	29:59	30:01
Attendance		80,187

Individual Statistics

RUSHING—Georgia Tech: Rogers 10-49, Burns 6-40, Hamilton 18-18, Wilder 2-4, White 1-2, Gregory 1-1. **Florida State:** Minor 22-122, Warrick 3-25, Kendra 7-25, Maddox 4-10, Chaney 3-9, Weinke 2-(minus 6), Team 2-(minus 3).
PASSING—Georgia Tech: Hamilton 22-25-0-387. **Florida State:** Weinke 16-29-0-262.
RECEIVING—Georgia Tech: Campbell 7-141, Gregory 4-25, Watkins 3-43, Burns 3-27, White 2-114, Andrzejewski 2-23, Wilder 1-14. **Florida State:** Warrick 8-142, Bell 2-37, Coles 2-30, Chaney 1-29, Morgan 1-14, Sprague 1-7, Kendra 1-3.




1999 Year In Review

GAME 3 • FLORIDA STATE 42 NC STATE 11

September 18 • Doak Campbell Stadium • Tallahassee, FL

JANIKOWSKI KICKS FIVE FGS TO GIVE PACK THE BOOT



Sebastian Janikowski matched his own school record by booting five field goals in the Seminoles' victory over NC State.

game's final score and Jamal Reynolds recovered a Barnette fumble in the end zone for a third quarter TD that gave Florida State a 32-11 lead. The ball was stripped by David Warren.

Barnette, who threw for 287 yards against Florida State last year, was 10-of-25 for 129 yards.

Florida State led 18-3 at the half on a 1-yard touchdown run by fullback Dan Kendra and four field goals.

Janikowski, a left-footed junior, kicked field goals of 30, 47, 22 and 31 yards. He also ran down Clayton White, who intercepted a 2-point conversion pass thrown by holder Marcus Outzen after a poor snap.

Janikowski, who added a 47-yarder in the fourth quarter, could have been given an opportunity to try one from 61 yards away on the final play of the first half but Florida State instead was unsuccessful on a desperation "Hail Mary" try.

Travis Minor scored on a 2-yard run that gave Florida State a 25-3 lead early in the third quarter.

Kent Passingham's 22-yard field goal that briefly tied the game 3-3 in the first quarter and Rahshon Spikes' 3-yard run in the third quarter accounted for the Wolfpack's scoring. Spikes led all runners with 89 yards on 21 carries.

Florida State's offense struggled all day, managing 378 yards — its lowest output in three games.

Weinke, who threw six interceptions in last year's loss, was intercepted twice Saturday and failed for the first time in 13 starts at Florida State to throw a TD pass.

Score By Quarters

NC State	3	0	8	0	11
Florida State	3	15	14	10	42

First Quarter

FSU-FG Janikowski 30, 8:27
NCS-FG Passingham 22, 3:45

Second Quarter

FSU-Kendra 1 run (kick failed), 11:05
FSU-FG Janikowski 47, 5:18
FSU-FG Janikowski 22, 3:39
FSU-FG Janikowski 31, 2:19

Third Quarter

FSU-Minor 2 run (Janikowski kick), 10:49
NCS-Spikes 3 run (Vanderveer from Hamrick), 7:05
FSU-Reynolds fumble recovery in end zone (Janikowski kick), 1:14

Fourth Quarter

FSU-FG Janikowski 47, 8:53
FSU-Howard 47 interception return (Janikowski kick), 4:49

TALLAHASSEE, Fla. (AP) — Since Florida State's offensive and defensive units don't seem to be in sync at the same time, it's a good thing placekicker Sebastian Janikowski has been almost perfect this season. Janikowski kicked five field goals, blasted all of his kickoffs into or out of the end zone — twice hitting the goal-post crossbar — and ran down a North Carolina State linebacker to save


points in No. 1 Florida State's 42-11 victory Saturday.

Florida State (3-0, 2-0 Atlantic Coast Conference) is 100-13-1 this decade — the only school to reach the century mark in wins. The Seminoles also are 56-2 in the ACC as they go after an eighth straight league title.

North Carolina State (3-1, 0-1) upset the Seminoles 24-7 last year behind quarterback Jamie Barnette, who lost two fumbles and was intercepted four times Saturday.

Florida State's defense, which gave up five touchdowns a week earlier in a 41-35 victory over Georgia Tech, looked back on its game against the Wolfpack.


Two turnovers by Barnette resulted in Florida State touchdowns. Abdul Howard returned one interception 47 yards for the



Abdual Howard returned an interception 47 yards for a touchdown in the fourth quarter as the FSU defense outscored NC State.



David Warren (top) caused a fumble which Jamal Reynolds recovered in the endzone for a touchdown.



Team Statistics

	NCS	FSU
First downs	16	23
Rushes-yards	38-109	35-149
Passing	129	229
Comp-Att-Int	10-25-4	23-40-2
Return Yards	33	153
Punts-Avg.	5-38.6	2-33
Fumbles-Lost	2-2	0-0
Penalties-Yards	11-71	11-104
Time of Possession	31:54	28:06
Attendance		80,040

Individual Statistics

RUSHING - NC State: Spikes 21-89, Stone 7-20, Leak 1-3, Barnette 9-(minus 3). Florida State: Minor 16-64, Ford 3-34, Kendra 8-31, Chaney 3-10, Maddox 3-9, Weinke 2-1.

PASSING - NC State: Barnette 10-25-4-129. Florida State: Weinke 23-39-2-229, Team 0-1-0-0.

RECEIVING - NC State: Coleman 7-88, Roberts 1-17, Vanderveer 1-12, Hamrick 1-12. Florida State: Warrick 9-75, Coles 5-63, Dugans 5-53, Sprague 1-16, Stringer 1-10, Morgan 1-9, Minor 1-3.

NC STATE GAME NOTES

Brannon Misses First Start In Over A Year

Junior offensive tackle Ross Brannon did not play in the NC State game due to a knee injury after starting all 13 games on the Seminole offensive line last season. Donald Heaven started in Brannon's place.

Dugans Catches First Pass Of 1999

Ron Dugans had his first catch of the season (four yards) in the first quarter. Dugans missed the season opener with a broken hand and did not have a catch against Georgia Tech.

Florida State Wins 100th Game Of The 1990s

FSU became the first team to win 100 games this decade. The Seminoles are now 100-13-1 (.882) in the 1990s. Only four other schools have recorded 100+ wins in a decade in college football history — Nebraska (1980-89), BYU (1980-89), Oklahoma (1970-79) and Alabama (1970-79).

Defense Scores Again and Again

The Seminole defense scored its second touchdown of the season when David Warren stripped Jamie Barnette in the endzone and Jamal Reynolds recovered for the score, and its third when Abdual Howard returned an interception 47 yards for a TD. The last time FSU scored two defensive touchdowns was 1991 against Michigan. Last season, the FSU defense did not record a touchdown. The last time FSU scored off a fumble was Sam Cowart at Florida in 1997.

Carmichael & Ford Return to Lineup

Offensive guard Jerry Carmichael played for the first time since injuring his knee in the Fiesta Bowl vs. Tennessee. Carmichael tore the anterior cruciate ligament in his right knee in that game. He started all 13 games at tight guard in 1998. Davy Ford, who missed the 1998 season with a torn ACL in his right knee, had three carries for 41 yards.

Janikowski Ties Two Records

Junior Sebastian Janikowski tied the school record for field goals in a game with five and was a perfect five-for-five on the day. He kicked five field goals at Maryland last year on October 3. Bill Capece was the only other Seminole to kick five field goals in a game (Pittsburgh, 10/11/80). Janikowski also tied Capece's record for points in a game by a kicker with 18.

No Touchdowns For Weinke

For the first time in 13 starts, FSU quarterback Chris Weinke did not throw a touchdown pass. Weinke completed 23-of-39 passes for 229 yards on the day with two interceptions.



1999 Year In Review

GAME 4 • FLORIDA STATE 42 NORTH CAROLINA 10

September 25 • Kenan Memorial Stadium • Chapel Hill, NC
FSU SCORES FOUR TDS IN FIRST SEVEN MINUTES TO TOP HEELS



Derrick Gibson's interception was one of four turnovers forced by FSU in its 42-10 win over North Carolina.

CHAPEL HILL, N.C. (AP) — The main problem for No. 1 Florida State on Saturday was staying interested for four quarters after its lightning-quick start.

The Seminoles (4-0, 3-0 Atlantic Coast Conference) put this one away early, scoring four touchdowns before the first quarter was half over en route to a 42-10 victory over North Carolina.

It was Florida State's fastest start in its seven-plus seasons in the ACC.

Bowden played a whopping 52 plays in the first quarter and 70 in the game.

It's a good thing for the Tar Heels (1-2), who are off to their first 0-2 ACC start in a decade with games at Clemson and No. 10 Georgia Tech next on the schedule.

Sophomore quarterback Ronald Curry had three passes intercepted, fumbled once and was sacked five times.

The Seminoles ran their record to 32-4 as the nation's top-ranked team and Bowden moved within four victories of 300.

Many of the Florida State players said they wanted to prove a point with a quick start.

Chris Weinke, who threw for 272

yards, marched the Seminoles 80 yards on their opening drive, completing passes of 28, 20 and 19 yards before Minor scored on a 14-yard run - the first of his two first-quarter TDs.

Curry played giveaway on the next two possessions as the Tar Heels fell into a deep hole against one of the nation's better defenses.

Three plays after Minor's score, Curry was stripped of the ball by Jerry Johnson. David Warren recovered at the North Carolina 25 and the Seminoles were in business again. Forty-five seconds later, Minor was in the end zone on a 5-yard TD run.

Curry's first pass on North Carolina's next series was returned 25 yards for a score by Sean Key, who stepped in front of tight end Alge Crumpler and raced down the right sideline untouched for a 21-0 lead less than five minutes into the game.

The Tar Heels received a mock cheer from their crowd when Curry finally completed a pass for a first down, but the drive stalled and more bad news was on the way.

Warrick, Florida State's flashy receiver and equally elusive return man, raced 75 yards with a punt return for a score, helping his cause in the Heisman Trophy race. It was the first time a team had scored four TDs against the Tar Heels in a quarter since Florida in 1969.

North Carolina picked up the pace and closed to 28-3 on a 36-yard field goal, but allowed the Seminoles to strike quickly again at the end of the half.

Weinke drove Florida State 92 yards in 90 seconds, capping the drive with a 25-yard pass to former walk-on and fourth-string receiver Atreus Bell.

Florida State intercepted a third pass off Curry on North Carolina's opening possession of the second half, and Warrick's spectacular 28-yard catch over a defender set up a 1-yard run by backup quarterback Marcus Outzen.

Score By Quarters

Florida State	28	7	7	0	42
North Carolina	0	3	7	0	10

First Quarter


FSU-Minor 14 run (Janikowski kick), 13:06
FSU-Minor 5 run (Janikowski kick), 11:01
FSU-Key 25 interception return (Janikowski kick), 10:48
FSU-Warrick 75 punt return (Janikowski kick), 8:03

Second Quarter

UNC-FG McGee 36, 4:51



Nick Maddox returned to his home state and rushed for 39 yards on eight carries.



Sean Key brought an interception back for FSU's third touchdown less than five minutes into the game.

FSU-Bell 25 pass from Weinke (Janikowski kick), :22

Third Quarter

FSU-Outzen 1 run (Janikowski kick), 13:45
 UNC-Dyer 1 run (McGee kick), 6:12

Team Statistics

	FSU	NC
First downs	25	17
Rushes-yards	34-135	46-147
Passing	325	126
Comp-Att-Int	21-34-2	12-29-3
Return Yards	202	4
Punts-Avg.	5-41	10-46
Fumbles-Lost	0-0	2-1
Penalties-Yards	9-77	9-81
Time of Possession	23:07	36:53
Attendance		60,000

Individual Statistics

RUSHING - Florida State: Minor 10-46, Maddox 8-39, Boldin 1-19, Ford 6-16, Warrick 1-16, Outzen 3-13, Kendra 3-(minus 4), Weinke 2-(minus 10). **North Carolina:** Davis 10-49, Saunders 12-48, Curry 14-26, Dyer 4-19, Williams 4-8, Robinson 1-2, Huard 1-(minus 5).

PASSING - Florida State: Weinke 17-27-2-272, Outzen 3-4-0-45, Jones 1-2-0-8, Warrick 0-1-0-0. **North Carolina:** Curry 11-26-3-119, Huard 1-3-0-7.

RECEIVING - Florida State: Warrick 4-103, Dugans 4-65, Boldin 3-25, Bell 2-42, Chaney 2-37, Maddox 1-21, Coles 1-19, Maeder 1-8, Gardner 1-7, Morgan 1-4, Minor 1-(minus 6). **North Carolina:** Bailey 4-81, Dani Davis 2-17, Dyer 2-12, Borders 1-7, Finger 1-5, Dann Davis 1-2, Crumpler 1-2.

NORTH CAROLINA GAME NOTES

Seymour Sits Out; Warren Makes First Start

Junior defensive end Roland Seymour had been hampered by a shoulder injury through much of the season and re-aggravated the injury in Florida State's win over NC State. Fellow junior David Warren, *USA Today's* National Defensive Player of the Year as a prep senior in 1996, made his first start of his career in Seymour's place. Warren recovered a UNC fumble on its first possession of the game and sacked Ronald Curry later in the period for an eight-yard loss.

Quick Starts

Florida State's 21-point outburst in the first 4:12 of the game — and 28 points in the first 6:57 — tops its previous best start to an ACC game and was reminiscent of the Seminoles' early jump at Virginia during the 1997 season. The Seminoles scored on three of their first five offensive plays at UVa, held a 21-0 lead 6:15 into the game and went on to win 47-21.

Homecoming

FSU true freshman tailback Nick Maddox, a Kannapolis, NC native, made his return to his home state. Maddox entered the game late in the first quarter and carried the ball twice in the period. After a heated recruiting battle, Maddox eventually picked the Seminoles over North Carolina and Georgia.

Bell Records First Career TD

Sophomore wide receiver Atrews Bell's 25-yard touchdown reception from Chris Weinke with 22 seconds remaining in the first half was the first scoring catch of his career.

It's Good

Sebastian Janikowski put his kickoff after FSU's sixth touchdown through the uprights. All seven of his kickoffs against UNC resulted in touchbacks. Through four games, 27 of his 33 kickoffs have resulted in touchbacks, three have gone through the uprights and two others have bounced off the uprights.

Gibson On The Pick

Junior rover Derrick Gibson picked off a pass on the final play of the first half and added one on UNC's first possession of the second half. It was his first two-interception game and he now has three picks in his career.

Everybody's Happy

Just five of the 75 Florida State players who made the trip to Chapel Hill did not see action. Ross Brannon (knee) and Roland Seymour (shoulder) did not dress out due to injury. The only three who dressed and did not play were true freshman linebacker Corey Collier, walk-on sophomore center Josh Baggs and walk-on long snapper Brian Sawyer. FSU's coaches were trying to redshirt Collier.



1999 Year In Review

GAME 5 • FLORIDA STATE 51 DUKE 23

October 2 • Alltel Stadium • Jacksonville, FL

WEINKE TOSSES FIVE TD PASSES, THREE TO WARRICK, VS. DUKE



Chris Weinke fired five touchdown passes, the second most prolific day in school history, against Duke.

JACKSONVILLE, Fla. (AP) — Florida State coach Bobby Bowden says his team is improving quarter by quarter.

A week after getting 28 points at North Carolina in the first quarter, the top-ranked Seminoles rolled up a 44-0 halftime lead on the way to a 51-23 victory Saturday over winless Duke.

The veteran Florida State coach had to find several starters for some fourth quarter action after Duke scored 13 unanswered points in the third period against a host of Florida State reserves.

Chris Weinke threw five touchdown passes, three to Peter Warrick, to lead an offense now averaging 43.2 points a game. Florida State (5-0, 4-0 Atlantic Coast Conference) scored on all eight of its first-half possessions as Bowden picked up his 297th career victory.

The Seminoles, who needed only seven minutes last week to take a 28-0 lead at North Carolina, took a 24-0 lead 10 seconds into the second quarter after Sebastian Janikowski's 46-yard field goal.

Warrick caught all three of his scoring passes in the first quarter and then

threw for a 35-yard touchdown to Laveranues Coles in the second quarter.

Janikowski added a 27-yard field goal and Weinke threw his fourth TD pass of the half, seven yards to fullback Dan Kendra, to round out the first-half scoring.

Weinke didn't play in the third quarter, but was put back into the game after backups Marcus Outzen and Jared Jones were ineffective.

Weinke, 19-of-27 for 290 yards, immediately hooked up with Ron Dugans on an 84-yard touchdown pass play to give Florida State a 51-13 lead.

Duke (0-4, 0-1) scored the only points in the third period on a 15-yard touchdown run by Kevin Thompson and field goals by Sims Lenhardt covering 46 and 47 yards. Lenhardt added a 48-yard field goal in the



Ron Dugans totaled a career-high 141 receiving yards, including an 84-yard touchdown.



Brian Allen set up FSU's first score with a juggling interception in the first quarter.

fourth period and Thompson threw a 16-yard scoring pass to Richmond Flowers.

Nine Duke penalties and two interceptions in the first half made it easy work for Florida State.

Brian Allen made a juggling interception of Bobby Campbell's pass to set up Florida State's first touchdown.

Duke received \$800,000 to move its home game to Jacksonville.

Score By Quarters

Florida State	21	23	0	7	51
Duke	0	0	13	10	23

First Quarter

FSU-Warrick 3 pass from Weinke (Janikowski kick)

FSU-Warrick 39 pass from Weinke (Janikowski kick)

FSU-Warrick 2 pass from Weinke (Janikowski kick)

Second Quarter

FSU-FG Janikowski 46

FSU-FG Janikowski 37

FSU-Coles 35 pass from P Warrick (Janikowski kick)

FSU-Kendra 7 pass from Weinke (Janikowski kick)

FSU-FG Janikowski 27

Third Quarter

Duke-FG Lenhardt 46

Duke-FG Lenhardt 47

Duke-Thompson 15 run (Lenhardt kick)

Fourth Quarter

FSU-Dugans 84 pass from Weinke (Janikowski kick)

Duke-FG Lenhardt 48

Duke-Flowers 13 pass from Thompson (Lenhardt kick)

Team Statistics

	FSU	DUKE
First downs	51	23
Rushed-yards	35-168	33-53
Passing yards	341	198
Sacked-yards lost	1-5	2-10
Return yards	59	78
Passes	22-38-3	17-42-3
Punts	5-39.6	8-38.6
Fumbles-lost	1-1	0-0
Penalties-yards	9-67	10-110
Time of possession	28:45	31:15
Attendance		37,310

Individual Statistics

RUSHING - Florida State: Minor 8-79, Outzen 4-26, Chaney 8-23, Gardner 1-22, Stringer 1-13, Ford 5-10, Warrick 1-3, Maddox 3-2, Kendra 1-2, Jones 1-minus 1, Morgan 1-minus 4, Weinke 1-minus 7. **Duke:** Epperson 15-43, Wilks 9-11, Thompson 4-2, Hill 3-1, Pierce 1-1, Campbell 1-minus 5.

PASSING - Florida State: Weinke 19-27-1-290, Warrick 1-1-0-35, Outzen 2-8-1-16, Jones 0-2-1-0. **Duke:** Campbell 11-29-2-136, Thompson 6-13-1-62.

RECEIVING - Florida State: Warrick 6-67, Dugans 5-141, Coles 4-67, Minnis 2-25, Minor 2-18, Gardner 1-20, Kendra 1-7, Maddox 1-minus 4. **Duke:** Flowers 4-66, Montgomery 3-38, Pierce 2-24, Epperson 2-13, Hartofilis 1-14, Wilks 1-14, Kennedy 1-8, Watson 1-8, Moore 1-7, Dupree 1-6.

DUKE GAME NOTES Off To A Fast Start

FSU scored on each of its eight first half possessions (five touchdowns, three field goals) en route to a 44-0 halftime lead. Peter Warrick scored the first three touchdowns of the game on passes of 3, 39, and 2 yards from Chris Weinke. Warrick also added a touchdown pass in the second quarter.

Dugans Notches Career-High

Ron Dugans established a new career-high with 141 receiving yards, including an 84-yard touchdown catch in the second half. His previous best was a 135-yard effort against Tennessee in the Fiesta Bowl.

Piling Up The Points

With 44 first half points, FSU continued its streak of scoring 44 or more points against Duke to eight ACC meetings (1992-present).

500-Yard Offensive Game

The Seminoles had their first 500-yard offensive game since November 17, 1997 against Wake Forest. After rolling up five 500-yard games in '97, FSU had gone 19 consecutive games without reaching that mark.

Interceptions 10, 11 and 12

The FSU defense picked off three Duke pass attempts to increase the season total to 12. Tay Cody, Brian Allen and Chris Hope each had an interception.



1999 Year In Review

GAME 6 • FLORIDA STATE 31 MIAMI 21

October 9 • Doak Campbell Stadium • Tallahassee, FL
SEMINOLES DEFEAT HURRICANES FOR FIFTH STRAIGHT TIME



Travis Minor carried 25 times for 146 yards and a touchdown in the win over Miami.

TALLAHASSEE, Fla. (AP) — Chris Weinke connected with 11 different receivers for 332 yards and two touchdowns Saturday as No. 1 Florida State overcame a sloppy first half for a 31-21 victory over No. 19 Miami.

Germaine Stringer, a fifth-year senior with just 12 catches before Saturday, had three for 80 yards, including a 48-yarder 3:47 into the game. And Ron Dugans came through with five grabs for 80 yards, including a 54-yarder that set up Travis Minor's clinching 2-yard touchdown with 9:55 left in the game.

Florida State (6-0) has now beaten Miami (2-3) five years in a row, and in doing so the Seminoles won their 27th straight at Doak Campbell Stadium and 44th without a loss. Both streaks are the longest among major colleges.

Miami scored all its points in a 21-21 first half, with Kenny Kelly throwing TD passes of 8 yards to Reggie Wayne and 80

and 14 yards to Santana Moss. The Hurricanes finished with 448 yards, but were held to 166 in the second half by a defense that almost gave away the game in the opening 30 minutes.

With the Seminoles ahead 24-21 after Sebastian Janikowski's 38-yard field goal midway through the third quarter, Weinke led the Seminoles on a game-clinching 97-yard drive. After Dugans' 54-yard gain to the Miami 30, FSU moved down to the 13, when Miami's Leonard Myers was called for pass interference in the end zone against Dugans.

On the next play, from the Miami 3, Minor powered into the end zone and Florida State kept its national title hopes alive as 80,976 fans broke into the Seminole War Chant.

Minor finished with 25 carries for 146 yards. Kelly was sensational, hitting 27 of 41 passes for 370 yards. Moss finished with nine catches for 180 yards.

Bowden gave Weinke credit for taking a leadership role usually reserved for Peter Warrick, who coined this year's theme that appears on the front of the Seminoles practice T-shirts: "TEAM - It's not about me."

The Seminoles opened a 7-0 lead on Weinke's hookup with Stringer, one of two replacements for Warrick, caught his 48-yard TD pass just 3:47 into the game. He beat Myers on a post pattern, caught the ball in stride at the 13 and scored untouched.

Miami, the last team to beat Florida State at Doak Campbell (in 1991), wasted little time in pulling even.

Kelly threw an 8-yard scoring pass to Wayne 3:08 later, the football sailing over the head of cornerback Mario Edwards in the left corner of the end zone and into the Hurricane receiver's arms.


The Seminoles moved ahead 14-7, on Jeff Chaney's 3-yard TD run, and the Hurricanes responded on Kelly's 80-yard TD pass to Moss.

Florida State lost a scoring chance late in the first quarter when Dan Kendra fumbled at the Miami 10 and the Hurricanes Al Blades recovered.

Miami took a 21-14 lead after an 89-yard march, with Kelly hitting Moss on a 6-yard TD, with Edwards again the beaten defender in the end zone. This time it was the Seminoles turn to even the score, with Weinke finding tight end Ryan Sprague behind Miami's linebackers on an 18-yard scoring pass.



Chris Weinke hit 11 different receivers and threw for 332 yards and two touchdowns.



Tommy Polley blocked a UM field goal attempt in the first quarter.

Scores By Quarter

Miami	14	7	0	0	21
Florida State	14	7	3	7	31

First Quarter

FSU-Stringer 48 pass from Weinke (Janikowski kick)

UM-Wayne 8 pass from Kelly (Crosland kick)

FSU-Chaney 3 run (Janikowski kick)

UM-S Moss 80 pass from Kelly (Crosland kick)

Second Quarter

UM-S Moss 14 pass from Kelly (Crosland kick)

FSU-Sprague 18 pass from Weinke (Janikowski kick)

Third Quarter

FSU-FG Janikowski 38

Fourth Quarter

FSU-Minor 2 run (Janikowski kick)

Team Statistics

	UM	FSU
First downs	23	23
Rushed-yards	31-78	41-153
Passing yards	370	332
Sacked-yards lost	2-12	3-24
Return yards	9	17
Passes	27-41-1	23-35-1
Punts	6-43.8	5-38.0
Fumbles-lost	2-0	3-1
Penalties-yards	7-56	10-88
Time of possession	30:16	29:44
Attendance		80,976

Individual Statistics

RUSHING - Miami: Jackson 22-74, Mcpartland 1-5, Kelly 6-2, Fulcher 1-2, Moss 1-minus 5. **Florida State:** Minor 25-146, Chaney 6-12, Kendra 5-8, Weinke 5-minus 13.

PASSING - Miami: Kelly 27-41-1-370.

MIAMI GAME NOTES

Stringer Has Career First Half

Germaine Stringer's 48-yard touchdown catch in the first quarter was the longest of his career. His previous long reception was a 44-yarder against Wake Forest (11/15) in 1997. In addition, he tied a career-high with 64 yards (also in the Wake Forest game in 1997).

Sprague's First Touchdown Ever

Tight end Ryan Sprague's 18-yard TD catch was his first lifetime score. Sprague had never scored a touchdown on any level of competitive football before the Miami game. It was also the first TD for a Seminole tight end since Melvin Pearsall caught one at Florida in 1997.

Blocked Field Goal

Tommy Polley's blocked field goal in the first quarter was the first blocked kick for FSU since the Maryland game last season.

Minor Rises To The Occasion Again

Junior tailback Travis Minor had another big game against an AP Top 25 opponent. Minor's 100-yard game was his seventh in 12 games as a starter against a ranked opponent. Minor is averaging 102.7 yards in those games. His 25 carries were the most since he carried 30 times against Florida in 1998. Additionally, Minor moved into fifth place by himself on the FSU list with his 21st career rushing TD.

Weinke Moves Up Career Charts

Chris Weinke recorded his third 300-yard passing game, finishing 23-of-34 for 332 yards. Weinke came up just shy of his career-best passing yardage total of 338 yards (1998 vs. North Carolina). He moved into eighth place on the FSU all-time passing yardage list and now has 4,196 career yards. His two touchdown passes gave him 34 for his career, which is tied with Chip Ferguson for eighth all-time.

Winning On The Ground

For the 12th straight game, the team that has rushed for the most yards in the FSU-UM series has come out victorious. Florida State outgained Miami 153-78 on the ground.

Defense Slams The Door In The Second Half

After surrendering 21 first half points, the FSU defense recorded its second, second half shutout of the season (Louisiana Tech). The Tribe gave up 282 yards of total offense in the first half and just 166 yards in the second half.

All Hands On Deck

A total of 11 Seminoles caught passes this afternoon. FSU also had 11 players catch a pass in the season-opener.

On A Roll

Florida State's fifth straight win over Miami is the second longest streak in series history. Miami won seven straight games over FSU from 1963-72.

Florida State: Weinke 23-34-1-332, Minnis 0-1-0-0.

RECEIVING - Miami: Moss 9-180, King 5-78, Wayne 5-59, Franks 5-36, Jackson 2-15, Fulcher 1-2. **Florida State:** Dugans 5-80, Minnis 4-54, Stringer 3-80, Minor 3-21, A Boldin 2-13, Sprague 1-18, Bell 1-17, Chaney 1-15, Morgan 1-15, Gardner 1-12, Kendra 1-7.



1999 Year In Review

GAME 7 • FLORIDA STATE 33 WAKE FOREST 10

October 16 • Doak Campbell Stadium • Tallahassee, FL

FSU USES BIG SECOND HALF TO DEFEAT WAKE



Tommy Polley had eight tackles and recovered a fumble in the Seminoles' homecoming win over Wake Forest.

TALLAHASSEE, Fla. (AP) — Chris Weinke threw two touchdown passes to Atreus Bell and Sebastian Janikowski kicked four field goals Saturday night as top-ranked Florida State shook off a lethargic first half to defeat Wake Forest 33-10.

It marked the 299th career coaching victory for Florida State's Bobby Bowden, who will try to become only the fifth Division IA coach to reach 300 victories next week at Clemson, which is coached by his son, Tommy.

Florida State (7-0, 5-0 Atlantic Coast Conference) extended its unbeaten home-field streak to 45 games, including 28 straight victories.

The Seminoles, now 104-13-1 in the 1990s, have won the most games in a decade in NCAA history.

Florida State led 9-3 at halftime as

Janikowski kicked field goals from 31, 34, and 52 yards. He added a 32-yarder in the fourth quarter.

Florida State scored the game's first touchdown 4:17 into the third quarter when Bell caught a 16-yard pass from Weinke to give the Seminoles a 16-3 lead. The duo hooked up again on a 9-yard touchdown pass in the final minute of the third period as Florida State built its lead to 23-3.

Following a fumble recovery by Florida State's Tommy Polley, the Seminoles took a 30-3 lead in the first minute of the fourth quarter when Anquan Boldin ran in from two yards out of the quarterback position.

Wake Forest (3-3, 1-3) took a 3-0 lead on a 24-yard field goal by Matt Burdick just three minutes into the game, but could only manage 66 yards of offense and three first downs by halftime.

Wake Forest scored its only touchdown on the final play of the game on a 1-yard pass from C.J. Leak to Fabian Davis.

Wake Forest's Morgan Kane came into the game averaging 134 yards rushing a game, but was held to just 28 yards on a dozen tries.

The Seminoles were playing for the second straight game without receiver and return specialist Peter Warrick, their do-

everything offensive threat.

Weinke completed passes to 10 receivers for a career-high 354 yards.

Score By Quarters

Wake Forest	3	0	0	7	10
Florida State	6	3	14	10	33

First Quarter

WF-FG Burdick 24, 12:19

FSU-FG Janikowski 31, 8:47


FSU-FG Janikowski 34, 6:31

Second Quarter

FSU-FG Janikowski 52, 14:08



Chris Weinke threw for a career-high 354 yards and added two touchdown passes.



Atreus Bell was on the receiving end of both Weinke touchdown passes.

Third Quarter

FSU-Bell 12 pass from Weinke (Janikowski kick), 10:43

FSU-Bell 9 pass from Weinke (Janikowski kick), 0:56

Fourth Quarter

FSU-Boldin 2 run (Janikowski kick), 14:13

FSU-FG Janikowski 32, 9:17

WF-Davis 1 pass from Leak (Burdick kick), 0:00

Team Statistics

	WF	FSU
First downs	11	18
Rushes-yards	41-42	34-71
Passing	136	354
Comp-Att-Int	10-20-0	19-37-1
Return Yards	39	46
Punts-Avg.	9-33.3	2-44.5
Fumbles-Lost	1-1	2-1
Penalties-Yards	7-55	15-124
Time of Possession	33:41	26:19
Attendance		78,105

Individual Statistics

RUSHING - Wake Forest: Kane 12-28, McCoy 9-24, Scott 3-10, Leak 3-9, Love-Lane 1-1, Chalmers 1-(minus 14), Sankey 12-(minus 16). **Florida State:** Minor 16-54, Chaney 4-25, Stringer 2-8, Kendra 2-5, Ford 2-3, Boldin 1-2, Outzen 3-2, Maddox 1-(minus 10), Weinke 3-(minus 18).

PASSING - Wake Forest: Sankey 7-13-0-102, Leak 3-7-0-34. **Florida State:** Weinke 19-36-1-354, Outzen 0-1-0-0, Maddox 0-0-0-0.

RECEIVING - Wake Forest: Kane 3-20, I. Williams 2-62, Deese 2-40, Caldwell 1-7, Like 1-6, Davis 1-1. **Florida State:**

Dugans 4-68, Stringer 3-80, Bell 3-42, Morgan 2-54, Minnis 2-23, Gardner 1-24, Boldin 1-22, Donaldson 1-19, Moore 1-17, Minor 1-5.

WAKE FOREST GAME NOTES

Starting Off In The Gun

FSU started the game in shotgun formation and, for the first time this season, the Seminoles began with four wide receivers. Robert Morgan, Anquan Boldin, Ron Dugans and Germaine Stringer were in at wide receiver for the first play.

Scoring First

With Wake Forest taking a 3-0 lead with 12:19 in the first quarter, it marked the first time of the 1999 season that an opponent scored first.

Weinke Sets New Career High

Chris Weinke's 354 passing yards is a new career-best for the junior. Weinke finished the night 19-of-36 with two touchdowns and one interception. His previous best was a 338-yard outing against North Carolina last season. He now has five career 300-yard passing games, which puts him in a tie for sixth in the FSU record book for 300-yard games. Weinke's second consecutive 300-yard game puts him in a tie for fourth in that category (the record is three — Danny Kannell, P.T. Willis and Kim Hammond).

Florida State Sets Record For Wins In A Decade

With the win at Wake Forest, Florida State became the winningest team of any decade in college football history. The Seminoles improved to 104-13-1 in the 1990s with the nation's best winning percentage (.886).

Spreading It Around

For the second time in as many weeks, 10 or more receivers caught a pass for FSU. Chris Weinke found 11 different receivers last week and hit 10 tonight. All eight scholarship wide receivers caught a pass with Travis Minor and Carver Donaldson also making a catch. Germaine Stringer tied a career high with 80 yards receiving.

Homecoming Win

Florida State improved to 43-8-1 in Homecoming games. The Seminoles have not lost a Homecoming contest since Bobby Bowden took over in 1976, a streak of 23 games. FSU's last Homecoming loss was a 24-22 loss to Miami on Nov. 15, 1975.

Defense Holds Down The Yardage


Wake Forest's 178 yards of total offense was the lowest total for an FSU opponent since the Tribe held Clemson to 129 yards of total offense a year ago.



1999 Year In Review

GAME 8 • FLORIDA STATE 17 CLEMSON 14

October 23 • Memorial Stadium • Clemson, SC
BOBBY TOPS TOMMY FOR 300TH CAREER VICTORY



Florida State's Bobby Bowden became the fifth coach in Division I-A history to record 300 career wins when his Seminoles beat Clemson, coached by his son Tommy, 17-14.

CLEMSON, S.C. (AP) — It was a victory only a mother could love.

Florida State's Bobby Bowden sneaked away with career victory No. 300 on Saturday night as the top-ranked Seminoles rallied for a 17-14 decision over Clemson in major-college football's first father-son coaching matchup.

In the weeks leading up to this historic game, Ann Bowden said she was rooting for her husband of 50 years to win, but in a close game against her son, Tommy Bowden.

With star receiver Peter Warrick back

in the lineup after his legal case was favorably resolved on Friday, the Seminoles (8-0, 6-0 Atlantic Coast Conference) were more lucky than good in beating the Tigers before a record crowd of 86,200 at Memorial Stadium.

Warrick caught 11 passes for 121 yards, and Sebastian Janikowski's third field goal — a 39-yarder with 5:26 left — broke a 14-all tie and kept Florida State alive in its drive for the national championship.

Clemson (3-4, 3-2) had its bid to send the game into overtime ended when Tony Lazzara's 42-yard field goal attempt fell short with 1:57 left in the game.

Bowden joined Bear Bryant, Pop Warner, Amos Alonzo Stagg and Joe Paterno as the only major college coaches to reach 300 victories.

When the game ended, Bobby Bowden was hugged by several of his players, then lifted on their shoulders as the group made its way to midfield to meet Tommy Bowden.

At the center of the field, father and son were pressed together by a horde of photographers. They spoke briefly before heading off the field accompanied by security guards.

Asked if he thought his team was still No. 1, he added: "We probably are, but I don't think we played like it."

On a day of upsets — No. 3 Nebraska, No. 9 Michigan, No. 10 Alabama and No. 11 Michigan State lost — the Seminoles came back from a 14-3 halftime deficit.

Janikowski's second 33-yard field goal of the game cut the margin to 14-6 early in the third quarter. The Seminoles pulled even on Travis Minor's 1-yard touchdown run and Chris Weinke's 2-point conversion pass to Dan Kendra with 10 seconds left in the third quarter.

In the final 15 minutes, the defenses took over, but Florida State managed to put together a winning drive. Weinke, who was 24-of-49 for 258 yards, hit Ron Dugans for gains of 7, 7 and 22 yards to set up Janikowski's game-winner.

Earlier, Janikowski missed field goal attempts of 45 and 47 yards.

Many of the Bowden clan were at the game, including a dozen or so grandkids, and they saw father and son go at each other with a vengeance.

And, of course, there was a bit of trickery. Tommy ordered a fake punt that kept alive a drive that resulted in a touchdown. In the final quarter, it was a dippy-doodle — Dantzler (102 yards passing, 86 yards rushing) to Travis Zachery to Rod Gardner, who completed a 14-yard pass to Dantzler that went to the Florida State 44. It set the stage for a potential game-tying field goal, but Lazzara was well short in his attempt.

The 69-year-old Bowden, who began his coaching career at Samford in 1959, never thought he'd be at this coaching stuff so long. But when he arrived at Florida State in 1976 after six years at West Virginia, he found a home — and built an empire.

He turned a program that had considered dropping football into one of the most formidable in the country, especially over the past dozen years. Bowden's Seminoles have finished in the top four of the AP poll and won at least 10 games in every season since 1987, capturing the national championship in 1993.

Bowden, with folksy charm and honesty that has parents of high school stars lining up to sign on with Florida State, has won 227 games at Florida State, and his



Travis Minor rushed for 100 yards as FSU escaped Death Valley with a 17-14 win.



Tay Cody partially blocked what would have been a game-tying 42-yard field goal with 1:57 left in the fourth quarter.

Seminoles are 105-13-1 in the 1990s — the most wins in any decade by a major college team.

This latest one, though, may have been his toughest.

Score By Quarters

Florida State	3	0	11	3	17
Clemson	0	14	0	0	14

First Quarter

FSU-FG Janikowski 33, 3:43

Second Quarter

CU-Gardner 7 pass from Dantzler (Lazzara kick), 6:17

CU-Dantzler 1 run (Lazzara kick), 2:09

Third Quarter

FSU-FG Janikowski 33, 9:21

FSU-Minor 1 run (Kendra pass), 0:10

Fourth Quarter

FSU-FG Janikowski 39, 5:25

Team Statistics

	FSU	CLEM
First downs	26	16
Rushes-yards	41-98	37-126
Passing	258	139
Comp-Att-Int	24-50-1	11-26-1
Return Yards	32	18
Punts-Avg.	6-37.7	8-42.3
Fumbles-Lost	0-0	0-0
Penalties-Yards	13-85	7-85
Time of Possession	33:42	26:18
Attendance		86,200

Individual Statistics

RUSHING - Florida State: Minor 29-100, Chaney 2-21, Kendra 1-2, Outzen 1-2,

CLEMSON GAME NOTES

The FSU-Clemson Sweatshirt

Ann Bowden wore a sweatshirt that sported both Florida State and Clemson — split right down the middle! The sweatshirt was given to Ann by a local sportscaster. The sweatshirt was made by a local men's clothing store.

The Last Time FSU Trailed At Halftime

The Clemson game was the first time this season that Florida State has trailed at halftime. Against Miami, FSU trailed 21-14 in the second quarter, but tied the contest before the break. The last time FSU trailed at halftime was in last year's Fiesta Bowl when the Seminoles were down 14-9 at the half. Clemson's 11-point halftime margin is the most FSU has trailed since the 1994 Florida game when the Seminoles trailed 24-3. FSU went on to record the biggest comeback in NCAA history with 28 points in the fourth quarter for a 31-31 tie.

Janikowski Moves Into Third

With his field goal in the third quarter, kicker Sebastian Janikowski moved ahead of Warrick Dunn in career scoring and took sole possession of third place with 300 points.

Dugans Has Career Night

Ron Dugans' seven receptions were a career-high for the senior. His previous mark of six catches was set against Clemson in the 1998 game. Dugans went 6-for-69 and a 12-yard TD in that contest. Dugans also had six receptions against Tennessee in the Fiesta Bowl with a then career-high 135 yards. He set a new career high with 141 yards in the Duke game this season.

Minor's Movin' On Up

With 100 yards, Travis Minor moved into seventh place on FSU's career rushing yardage list with 2,120. He passed Amp Lee who had 2,092 yards. His 29 carries was a season-high for Minor and FSU.

Warrick Sets New High

Peter Warrick's 11 receptions were a career-high and a team-high this season. His previous career-mark was nine catches set three different times — the 1997 opener vs. Texas A&M (9-106); the 1999 opener vs. Louisiana Tech (9-121) and in this season's NC State game (9-75). His 121 yards marked his 13th career 100-yard receiving game and fourth this season (Louisiana Tech 121, Georgia Tech 142, North Carolina 103). Warrick has now recorded at least one reception in 37 consecutive games (including Bowls). The record is 38, held by E.G. Green.

Weinke Ties Ward

With 258 yards passing, QB Chris Weinke has tied Charlie Ward with 17 career 200-yard passing games. He also moved up to sixth place with 4,808 career passing yards, passing Casey Weldon (4,628).

team 1-(minus 2), Warrick 1-(minus 10), Weinke 6-(minus 15). **Clemson:** Dantzler 24-86, Zachery 13-40.

PASSING - Florida State: Weinke 24-49-1-258, team 0-1-0-0. **Clemson:** Dantzler 9-24-1-102, Romano 1-1-0-23, Gardner 1-1-0-14.

RECEIVING - Florida State: Warrick 11-121, Dugans 7-83, Morgan 2-28, Minor 1-9, Minnis 1-9, Bell 1-8, Kendra 1-0. **Clemson:** Gardner 6-46, Lawver 2-51, Williams 1-23, Dantzler 1-14, Zachery 1-5.



1999 Year In Review

GAME 9 • FLORIDA STATE 35 VIRGINIA 10

October 30 • Scott Stadium • Charlottesville, VA
TRIBE COMES FROM BEHIND FOR WIN AT VIRGINIA



Brian Allen and the Seminole defense limited Virginia to just one touchdown in the win that clinched the ACC title.

CHARLOTTESVILLE, Va. (AP) — Another slow start for top-ranked Florida State, another come-from-behind victory. And this time, it was the same guy who made the early going hopeful for Virginia who wound up spoiling the Cavaliers' aspirations.

Chris Weinke shook off three first-half interceptions with three touchdown passes, including the go-ahead throw to Marvin

Minnis in the third quarter Saturday night, as the Seminoles rallied for an easy 35-10 victory at Virginia.

Weinke finished 24-of-35 for 297 yards with three touchdowns, including a 4-yarder to Minnis for the Seminoles' first first-half touchdown in three games.

Weinke's go-ahead pass to Minnis with 3:16 left in the quarter was the second scoring hookup for the pair and gave the Seminoles (9-0, 7-0 ACC) a 14-10 lead. They padded that 2:46 later when Travis Minor scored on a 6-yard burst.

Two fourth-quarter touchdowns capped the scoring for the Seminoles. One was a 50-yard pass to Peter Warrick that was highlight film material.

Warrick, held in check to that point, took the short pass in the right flat and outran and outdanced several defenders, finally breaking free with a cut to the left side that left all of them in position to watch him score.

Warrick finished with six catches for 81 yards. Ron Dugans had six for 84.

Virginia (4-4, 3-3), which led 10-7 at halftime, lost quarterback Dan Ellis when he was hit hard on consecutive plays at the end of the first half. Coach George Welsh said his junior starter sustained a concussion and was dazed.

Ellis was 7-of-14 for 44 yards in the half, and junior David Rivers struggled mightily in the first extensive playing time of his career. Rivers was 4-of-11 for 32 yards and threw a costly interception to Corey Simon at the Virginia 27, setting up the Seminoles' third touchdown.

Jones' night included a 71-yard run — the longest against Florida State this season — and ended with him atop Virginia's career rushing list.

Trailing 10-7, the Seminoles were facing second-and-goal at the 2 when Marcus Outzen replaced Weinke and tried to sneak the ball in. But Outzen was hit on the play and coughed up the ball, Ljubomir Stamenich recovering for the Cavaliers.

Virginia's halftime lead came on a 26-yard field goal by Todd Braverman with 2:21 left. Jones set it up with his 71-yard run down the left sideline.

Florida State tied it 6:42 later on Weinke's 4-yard pass to Minnis. The third-down pass capped a 14-play, 91-yard drive that had three third-down conversions, including passes of 8 and 9 yards to Dugans that moved the chains.



Corey Simon recorded his first career interception in the third quarter.



Marvin Minnis scored on touchdown catches of four and 20 yards.

Score By Quarters

Florida State	0	7	14	14	35
Virginia	0	10	0	0	10

Second Quarter

UVA-T. Jones 16 run (Braverman kick), 12:04.
 FSU-Minnis 4 pass from Weinke (Janikowski kick), 5:22.

UVA-FG Braverman 26, 2:21.

Third Quarter

FSU-Minnis 20 pass to Minnis (Janikowski kick), 3:16.

FSU-Minor 66 run (Janikowski kick), :30

Fourth Quarter

FSU-Warrick 50 pass from Weinke (Janikowski kick), 7:53.

FSU-Outzen 1 run (Janikowski kick), 1:14.

Team Statistics

	FSU	UVA
First downs	19	13
Rushes-yards	35-98	42-189
Passing	305	76
Comp-Att-Int	25-37-3	11-25-2
Return Yards	37	37
Punts-Avg.	6-48	10-37
Fumbles-Lost	2-1	1-1
Penalties-Yards	8-58	2-10
Time of Possession	29:32	30:28
Attendance		47,900

Individual Statistics

RUSHING-Florida State: Minor 19-89, Chaney 5-9, Maddox 2-6, Warrick 3-2, Outzen 2-2, Moore 1-1, Boldin 1-(minus 1), Weinke 2-(minus 10). **Virginia:** Jones 26-164, Mason 1-14, Foreman 3-8, Ellis 8-5, Rivers 4-(minus 2).

PASSING-Florida State: Weinke 24-35-3-

VIRGINIA GAME NOTES

Gladden Left At Home

Florida State defensive ends coach Jim Gladden did not make the trip to Charlottesville with the Seminoles. Gladden suffered a broken right femur at FSU's pregame practice in a freak accident. The injury occurred when several players ran into him as the Florida State defense worked against its scout offense. Gladden, the senior member of the Seminole coaching staff in his 25th year at FSU, had surgery following the accident. The game is the first that he had missed in his Seminole coaching career. Gladden is normally in the coaches box during games.

Minor Moving Up

Junior tailback Travis Minor moved into sixth place on Florida State's career rushing list with 89 yards. Minor came into the game with 2,120 career yards and passed Sean Jackson (2,132 yards, 1990-93) for sixth place.

Came From Behind

After not training in its first five games, Florida State has fallen behind in the first half of each of its last four contests. The Seminoles were down 21-14 in the second quarter against Miami, trailed 3-0 in the first against Wake Forest and were behind 14-3 at halftime at Clemson. Thomas Jones' 16-yard TD run in the second quarter gave Virginia a 7-0 lead.

Long Drives

Florida State's 14-play, 91-yard drive in the first half that culminated in a Marvin Minnis four-yard TD catch was its fifth drive of 90-plus yards this season. All five of the drives ended with touchdowns. FSU also went more than 90 yards against Louisiana Tech (95), North Carolina (92), Duke (98) and Miami (97).

Jones Breaks Loose

Thomas Jones' 71-yard second quarter run was the longest by a Florida State opponent this season and the longest against the Seminoles since Southern Cal's Frank Strong went 73 yards on Sept. 26, 1998. It also made Jones Virginia's all-time leading rusher.

Simon Records First Career Interception

All-American noseguard Corey Simon set up FSU's third touchdown of the game with a diving interception in the third quarter. Simon was dropping back in the zone coverage when he nabbed his first career interception.

297, Outzen 1-2-0-8, Warrick 0-0-0-0. **Virginia:** Ellis 7-14-1-44, Rivers 4-11-1-32.
RECEIVING-Florida State: Dugans 6-84, Warrick 6-81, Minnis 3-32, Minor 3-13, Morgan 2-49, Bell 2-15, Kendra 1-17, Sprague 1-9, Boldin 1-5. **Virginia:** Jones 6-26, Crawford 1-16, Hawkins 1-11, Mason 1-8, Coffey 1-8, McMullen 1-7.



1999 Year In Review

GAME 10 • FLORIDA STATE 49 MARYLAND 10

November 13 • Doak Campbell Stadium • Tallahassee, FL

WEINKE THROWS SIX TD PASSES IN THREE QUARTERS OF ACTION



Tay Cody and the FSU secondary limited the Terrapins to just 73 passing yards and allowed only one TD for the second week in a row.

TALLAHASSEE, Fla. (AP) — After weeks of inconsistent performances, top-ranked Florida State looked deserving of its ranking Saturday.

turnovers and also had two punts blocked, offsetting LaMont Jordan's 169 rushing yards — the most this year against Florida State.

Warrick caught nine passes for 134 yards and became the ACC's career leader with 3,427 receiving yards. North Carolina State's Torry Holt held the record for a year with 3,379 yards.

Although he missed two games for legal reasons, Warrick has caught 62 passes for 844 yards and eight touchdowns. His touchdown catches Saturday give him the school record with 32, eclipsing E.G. Green's 29.

Chris Weinke threw six touchdown passes — three to Peter Warrick — as the Seminoles clobbered Maryland 49-10, reaching 10 victories for the 13th straight season.

Florida State trailed at one point in each of its previous four victories, barely escaping once — 17-14 at Clemson, Oct. 23.

Weinke, who did not play in the fourth quarter, threw four touchdown passes by halftime. He had two 6-yard scoring throws to Ron Dugans, another 5-yard TD to Warrick and a 30-yarder to Atreus Bell as the Seminoles built a 28-3 lead.

Weinke combined with Warrick on scoring plays covering 26 and 28 yards in the third period as the Seminoles increased the lead to 42-3. Marcus Outzen's 35-yard touchdown pass to Greg Moore in the fourth quarter completed Florida State's scoring.

Maryland (5-5, 2-5) was hurt by five

Weinke, who was 23-of-33 for 304 yards, matched the school record for touchdown passes set in 1989 by Peter Tom Willis against Memphis State.

Jermaine Arrington's 77-yard kickoff return in the fourth quarter set up Maryland's only touchdown, a 1-yard pass from Trey Evans to tight end Eric James. The Terrapins also scored on Brian Kopka's 38-yard field goal in the opening minute of the second quarter.

Maryland lost its next best scoring opportunity in the third period when Evans' pass was intercepted in Florida State's end zone by Clevan Thomas, who had two of the Seminoles' four interceptions.

Freshman quarterback Latrez Harrison, making his first start for Maryland, was knocked out of the game in the first half with a sprained ankle.

Since joining the ACC in 1992, Florida State has won six league titles outright, shared two and stands 62-2 in conference play.

The Seminoles have not lost at home in eight years, a span of 46 games while winning their last 29 since a 31-31 tie against Florida in 1994.

Bowden's teams are 107-13-1 this decade and 57-1-1 at home where they haven't lost since a 17-16 defeat to Miami in November 1991.

Score By Quarters

Maryland	0	3	0	7	10
Florida State	7	21	14	7	49

First Quarter

FSU-Dugans 6 pass from Weinke (Janikowski kick), 5:13

Second Quarter

UM-FG Kopka 38, 14:19

FSU-Warrick 5 pass from Weinke (Janikowski kick), 6:51

FSU-Dugans 6 pass from Weinke (Janikowski kick), 3:53

FSU-Bell 30 pass from Weinke (Janikowski kick), :42

Third Quarter

FSU-Warrick 26 pass from Weinke (Janikowski kick), 10:41

FSU-Warrick 28 pass from Weinke (Janikowski kick), 3:52

Fourth Quarter

FSU-Moore 35 pass from Outzen (Janikowski kick), 9:23

UM-James 1 pass from Evans (Kopka kick), 5:51


Team Statistics

	UM	FSU
First downs	12	25

FLORIDA STATE UNIVERSITY



25 Years With Bobby Bowden



Peter Warrick caught three of Chris Weinke's six touchdown passes.



Clevan Thomas had two of FSU's four interceptions.

Rushes-yards	42-148	24-86
Passing	73	373
Comp-Att-Int	11-20-4	28-44-2
Return Yards	3	79
Punts-Avg.	6-33.3	4-48.3
Fumbles-Lost	4-1	0-0
Penalties-Yards	7-47	8-99
Time of Possession	37:45	22:15
Attendance		80,340

Individual Statistics

RUSHING-Maryland: Jordan 27-169, Kalapinski 1-9, Harrison 1-6, Perry 1-1, Sikyala 2-0, Arrington 2-(minus 10), Evans 8-(minus 27). **Florida State:** Minor 10-55, Ford 3-12, Maddox 1-9, Chaney 2-7, Weinke 1-2, Kendra 1-2, Maher 1-2, Maeder 1-2, Outzen 4-(minus 5).

PASSING-Maryland: Evans 9-16-4-56, Harrison 2-4-0-17. **Florida State:** Weinke 23-33-1-304, Outzen 3-6-0-60, Jones 2-5-1-9.

RECEIVING-Maryland: Gary 4-21, Patterson 2-26, Jordan 2-9, Monroe 1-15, James 1-1, Waerig 1-1. **Florida State:** Warrick 9-134, Minnis 3-56, Bell 3-41, Dugans 3-30, Boldin 3-17, Ford 2-23, Minor 2-21, Moore 1-35, Maddox 1-9, Kendra 1-7.

MARYLAND GAME NOTES

Megavision Name Game

After a contest in which fans submitted name ideas (www.seminoles.com through e-mail) for the new megavision, the Florida State Promotions Department announced the winner. "War Board" was selected as the new name, submitted by Richard Herbert.

Block That Kick

FSU blocked its fourth kick of the season when David Warren blocked a punt in the second quarter. The last time the Seminoles blocked four kicks/punts was in 1996 when they blocked five.

Warrick Sets ACC Receiving Yardage Record

Peter Warrick became the Atlantic Coast Conference's all-time receiving yardage leader passing Torry Holt's (NC State) mark of 3,379 yards. The record was broken on Warrick's 26-yard TD catch from Chris Weinke in the third quarter. Warrick also set the FSU record for TD catches (32), passing E.G. Green's former mark of 29.

Weinke Ties ACC & FSU TD Mark

Chris Weinke tied Peter Tom Willis' school record for touchdown passes in a game with six. Weinke's former career-high was five. Willis, now the color commentator for the Seminole Radio Network, threw six against Memphis State in 1989. Weinke also tied the ACC record for TD passes in a game (Steve Slayden, Duke, 1987).

10-Win Streak Continues

With the win, Florida State extended its NCAA record of consecutive 10-win seasons to 13. FSU has started a season 10-0 just four other times.

And So Does The Home Winning Streak

FSU's senior class closed out their careers at Doak Campbell Stadium with a win, something they're used to, having not lost a home game the last five years. The Seminoles' current home winning streak is now 29 and the home unbeaten streak stands at 46. Both are currently the best in the NCAA.

Warrick Reaches The Century Mark

Peter Warrick's 134 yards gave him his 14th career 100-yard receiving game. That total stands second all-time at FSU. Ron Sellers holds the record at 18.

Picking Off The Competition

With four interceptions, FSU upped its season total to 20. The school record for interceptions is 25, set in 1968 and 1991. With one game left on the schedule, the Seminole defense currently stands 11th on the single season interception chart.



1999 Year In Review

GAME 11 • FLORIDA STATE 30 FLORIDA 23

November 20 • Ben Hill Griffin Stadium • Gainesville, FL
FSU DUMPS GATORS IN SWAMP FOR PERFECT REGULAR SEASON



Chris Weinke was at his best after Florida took the lead in the second half guiding his Seminoles to a 30-23 win at UF and an undefeated regular season.

GAINESVILLE, Fla. (AP)—When the final pass fell incomplete in the end zone, and No. 1 Florida State had locked up yet another chance at a national title, the Seminoles raced to midfield for their rendition of the Swamp Stomp.

Peter Warrick ran for one touchdown and set up the clinching score with a 38-yard catch, and Sebastian Janikowski kicked three field goals — one from 54 yards — as the Seminoles beat No. 3 Florida 30-23 Saturday before a record crowd of 85,747 at Florida Field.

The win all but clinched a spot for coach Bobby Bowden and the Seminoles (11-0) in the Sugar Bowl, the site of the Bowl Championship Series' national title game on Jan. 4.

The Gators (9-2) were their own worst enemy in losing for just the fourth time — second this season — in 61 home games under coach Steve Spurrier. Florida was called for 15 penalties totaling 93 yards, and in the fourth quarter had a punt blocked and threw an interception at the Seminoles' 2-yard line.

For the past seven years, this passionate rivalry has become a playoff-elimination game, and the Gators weren't knocked out until the very end.

With the Gators on the FSU 40, Jesse Palmer threw a desperation pass into the end zone, where a half-dozen players were waiting for the ball. It was tipped by several Florida State defenders and fell to the ground before Brian Haugabrook had a chance to grab it.

Chris Weinke, who missed last year's games against Wake Forest, Florida and Tennessee with a neck injury, was 24-of-36 for 263 yards and a touchdown — a 27-yarder to Marvin Minnis with 6:03 left that put the Seminoles ahead 30-16. Two plays earlier, Weinke hit Warrick for 38 yards.

The Gators came back, though, with Doug Johnson throwing a 3-yard TD pass to Haugabrook to trim the lead to seven points with 3:33 left. But the Seminoles recovered an on-side kick and then held off the Gators' last gasp.

To no one's surprise, Florida alternated quarterbacks, with Johnson and Jesse Palmer taking snaps every other play in an effort to get the offense going. It didn't work the way Spurrier had hoped as Florida had a good chunk of its 346 yards in the final few minutes.

Florida's defense kept the game from getting out of hand early on, forcing the Seminoles to settle for first-half field goals of 22 and 27 yards by Janikowski.

Johnson was 20-of-36 for 214 yards with two interceptions; Palmer 8-of-19 for 166 yards.

Warrick caught nine passes for 90 yards and ran for 19 yards, including a 4-yard TD to give FSU a 7-0 first-quarter lead.

Florida State led 13-6 at the half, but the margin could have been greater. After scoring on their opening drive, the Seminoles moved to the Gators 4 the next two

times they had the ball but settled for Janikowski field goals.

Jeff Chandler kicked field goals of 50 and 45 yards to keep the Gators in striking distance entering the second half.

Florida needed 71 seconds to take its only lead of the game. First Chandler kicked his third field goal, a 22-yarder, to cut the margin to 13-9. The Seminoles took over and on third down, and with Florida's defense still setting up, Weinke took the snap and tried to hit Minnis for a big gainer.

But cornerback Bennie Alexander intercepted the pass and returned it 43 yards for a touchdown, putting the Gators ahead 16-13 with 7:39 left in the third period.

Unfazed by the blunder, Weinke brought Florida State into Janikowski's field goal range. After his successful 49-yarder was wiped out by a delay-of-game penalty, Janikowski kicked a 54-yarder to tie the score at 16-all.

Then came Florida State's big break — linebacker Tommy Polley blocked a Florida punt. He blew through the middle of the line, leaped in front of Alan Rhine's punt and safety Jean Jeune recovered at the Florida 21. Six plays later, Jeff Chaney scored from 2 yards out with 34 seconds left in the third quarter and the Seminoles had the lead for good, 23-16.

Florida nearly tied the score, moving to the Seminoles 8, but after a holding penalty moved the ball back 10 yards, Johnson's third down pass was intercepted at the 2 by free safety Chris Hope. A few plays later, Weinke found Minnis in the right corner of the end zone, and the Seminoles had the win that surely puts them in their second straight national title game.

This year, Bowden is hoping for different results as one more win would give the 70-year old coach the first perfect season of his career.

Score By Quarters

Florida State	7	6	10	7	30
Florida	0	6	10	7	23

First Quarter

FSU-Warrick 4 run (Janikowski kick), 5:20.

Second Quarter

FSU-FG Janikowski 22, 14:47.

UF-FG Chandler 50, 10:48.

FSU-FG Janikowski 27, 7:36.

UF-FG Chandler 45, :13.

Third Quarter

UF-FG Chandler 22, 8:52.

UF-Alexander 43 interception return (Chandler



Tommy Polley's blocked punt in the third quarter set up an FSU touchdown and a 23-16 lead in the third quarter.



Freshman tackle Brett Williams held UF defensive end Alex Brown in check, giving Chris Weinke time to complete 24-of-36 passes for 263 yards.

kick), 7:39.
 FSU-FG Janikowski 54, 4:45.
 FSU-Chaney 2 run (Janikowski kick), :34.
Fourth Quarter
 FSU-Minnis 27 pass from Weinke (Janikowski kick), 6:03.
 UF-Haugabrook 3 pass from Johnson (Chandler kick), 3:33.

Team Statistics

	FSU	UF
First downs	22	25
Rushes-yards	38-83	22-62
Passing	263	380
Comp-Att-Int	24-37-1	28-55-2
Return Yards	17	54
Punts-Avg.	5-46.8	5-31.6
Fumbles-Lost	1-0	2-0
Penalties-Yards	9-76	15-93
Time of Possession	29:38	30:32
Attendance		85,747

Individual Statistics

RUSHING-Florida State: Chaney 10-41, Minor 12-31, Warrick 5-19, Outzen 3-5, Kendra 4-3, Weinke 3-(minus 14). **Florida:** Graham 10-41, Carroll 7-31, Capel 1-9, Palmer 2-8, Johnson 1-(minus 7).
PASSING-Florida State: Weinke 24-36-1-263, Warrick 0-1-0-0. **Florida:** Johnson 20-36-2-214, Palmer 8-19-0-166.
RECEIVING-Florida State: Warrick 9-90, Minnis 4-48, Dugans 4-40, Morgan 3-48, Minor 2-18, Chaney 2-9. **Florida:** Jackson 7-104, Carroll 5-66, Taylor 5-64, Wells 3-64, Jacobs 2-48, Graham 2-16, Frazier 2-11, Caldwell 1-4, Haugabrook 1-3.

FLORIDA GAME NOTES

Sod Game

The Florida State vs. Florida contest has been designated a "Sod Game" by Florida State. With the victory FSU players took a small piece of sod from the playing field to bury in the Sod Cemetery adjacent to the Seminole practice fields.

Hope Starts For Key

Sophomore free safety Chris Hope made the second start of his career today. Hope opened in place of senior Sean Key, who had been bothered by a shoulder injury.

Three, Then Four QBs

Florida State lined three players up at quarterback in the game's first 8:19. Chris Weinke started the game under center, wide receiver Peter Warrick lined up there and converted a third down on a keeper and backup Marcus Outzen converted on a quarterback sneak on third down — all on FSU's first drive. The Seminoles actually lined up a fourth player at QB on their first drive but Florida called timeout before Dan Kendra, FSU's starting fullback, could take a snap. The possession ended when Warrick took a shotgun snap and ran four yards for a touchdown. Kendra got his chance at quarterback later in the period but failed to convert a third and one on a quarterback sneak.

Answering the Bell

After Florida scored to take a 16-13 lead, Sebastian Janikowski made a 54-yard field goal to tie the game. UF's score marked the 13th time this season that an opponent had tied or taken the lead on the Seminoles. On the ensuing FSU possessions, the Tribe scored eight times (six TDs and two FGs). On the tying drive, quarterback Chris Weinke was 5-of-5 for 33 yards. For the year on those 13 possessions Weinke was 36-of-47 for 403 yards and four touchdowns.

Janikowski Notes

- Junior placekicker Sebastian Janikowski's 54-yard third quarter field goal tied the second longest in Florida State history. It equaled Derek Schmidt's 54-yard effort against Miami in 1984. Janikowski owns the school mark with a 56-yarder against Wake Forest in 1997.
- Janikowski's perfect day on field goals made him 9-of-9 in his career against Florida.
- Janikowski has hit 35 of his last 43 FG attempts, including 33-of-38 inside of 50 yards.

Block That Kick

Tommy Polley's block of Alan Rhine's third quarter punt marked Florida State's fourth blocked kick in the last three games and its fifth in the last five. Polley started the streak by blocking a field goal against Miami on October 9.

National Semifinal

Florida State's victory marked the fifth time in the last seven years that the winner of the FSU-UF game during the regular season has gone on to play for the national championship. Here are the others:

1993 - FSU 33, UF 21 FSU wins national title over Nebraska in Orange Bowl
 1995 - UF 35, FSU 24 UF loses to Nebraska for the title in the Fiesta Bowl
 1996 - FSU 24, UF 21 UF wins rematch in Sugar Bowl
 1998 - FSU 23, UF 12 FSU falls to Tennessee in Fiesta Bowl
 1999 - FSU 30, UF 23 FSU wins national title over Virginia Tech in the Sugar Bowl

Close But Not Quite

Peter Warrick came just shy of becoming Florida State's all-time receptions leader. Warrick had nine for 90 yards. He finished his regular season career with 207 catches, five short of Ron Sellers' (1966-8) 212. The Bradenton native also came up 81 yards shy of Sellers' career receiving yards mark. Sellers had 3,598 to Warrick's 3,517. Bowl games do not count towards an individual's season or career stats.

1999 Year In Review

GAME 12 • FLORIDA STATE 46 VIRGINIA TECH 29

January 4 • Louisiana Superdome • New Orleans, LA

FSU WINS SECOND NATIONAL CHAMPIONSHIP



Peter Warrick caught two touchdown passes, returned a punt for a touchdown and caught a two-point conversion to set a new Sugar Bowl record with 20 points scored.

NEW ORLEANS (AP)—No. 1 at the start, No. 1 at the finish. Florida State is the perfect national champion.

Led by the sizzling Peter Warrick and the steady Chris Weinke, the Seminoles held off Virginia Tech for a 46-29 victory in the national championship game Tuesday night.

The Hokies' thrilling freshman quarterback, Michael Vick, did all he could to run his team to victory in the Sugar Bowl, but it wasn't enough.

Warrick electrified a Superdome crowd with a record 20-point game — he caught touchdown passes of 64 and 43 yards, returned a punt 59 yards for a score and snagged a 2-point conversion pass from Weinke.

The 27-year-old Weinke completed 20 of 34 passes for 329 yards and four TDs — two to Warrick and two to Ron Dugans. Warrick finished with six catches for 163 yards in the highest-scoring Sugar Bowl in history.

Vick threw for 225 yards and one TD and ran for 97 yards and a score.

Florida State (12-0) was certain to become the first team to go wire to wire in The Associated Press' poll since the pre-season ratings began in 1950. The final AP poll will be released early Wednesday to confirm the obvious.

The Seminoles were automatically crowned national champs in the USA Today-ESPN coaches' poll under the Bowl Championship Series format.

All week, Warrick and his senior pals promised each other they would do everything possible to avoid losing three title games. They did — in a big way — and Bobby Bowden completed a remarkable year. He won his 300th game in the first father vs. son coaching matchup, celebrated


his 70th birthday and 50th wedding anniversary and finally attained his first perfect season in 40 years as a coach.

Warrick came up with his best performance in the final game of his college career. In the first half, he caught three passes for 100 yards and his punt return helped the Seminoles build a 28-14 lead after 30 minutes of big plays. Last season, he was held to one catch for seven yards in a Fiesta Bowl loss to Tennessee in the national title game. In fact, in three previous bowl games, Warrick totaled five catches and no TDs.


He opened the scoring with his 64-yard grab, then took a punt and blazed past Tech defenders for a 59-yard score and a 28-7 lead.

Late in the game, with half the crowd of 79,280 chanting "Peter Warrick, Peter Warrick," Weinke reared back and threw a 43-yard TD pass to the wide receiver, who caught the ball while diving into the end zone with a Virginia Tech defender draped over him. The chants rang out again and Warrick ran to the sideline to celebrate with his teammates.

The win over the upstart Hokies (11-1) stamped the Seminoles as the Team of the Decade and ended a run of national title misses under Bowden. Since winning its first national crown in 1993, Florida State had lost two of the past three title games — 23-16 to Tennessee last season,



Florida State's 1999 title included the first ever wire-to-wire run at No. 1 in the Associated Press poll.



Tight end Ryan Sprague, who was Academic All-ACC in 1999, led the celebration after FSU's thrilling win over Virginia Tech for the national championship.

and 52-20 to Florida in '97 in what until Tuesday night was the highest-scoring Sugar Bowl.

The loss ended Virginia Tech's dream season and a bid for its first national title in 107 years of playing football. Vick was valiant in defeat. The 19-year-old left-hander overcame a lost fumble near the Seminoles goal line on the game's opening drive and led the Hokies back from a 21-point deficit to a 29-28 lead with 2:13 left in the third quarter.

Florida State somehow regrouped and regained the lead as Weinke hit Dugans on a 15-yard score with 12:59 left in the game. Warrick caught a 2-point conversion pass from Weinke and the 'Noles were back in the lead, 36-29.

Florida State got the ball back when linebacker Bobby Rhodes' helmet knocked the ball from Vick's grasp and safety Sean Key recovered at the Hokies 34. The turnover set up Sebastian Janikowski's 32-yard field goal with 10:26 that put the Seminoles ahead 39-29.

And then came Warrick's best catch of all to seal the title. After stopping Tech on fourth down, Florida State took over at the Tech 43 and Weinke found Warrick, who held onto the ball with cornerback Roynell Whitaker hanging over him.

Down 28-14 at the half, Virginia Tech seized the momentum. Vick threw a 26-yard completion to set up Shayne Graham's 23-yard field goal to make it 28-17.

The Hokies defense came alive and

forced a punt, which was returned 46 yards to the Seminoles 36 by Ike Carlton, the cornerback subbing for injured Ricky Hall. Three plays later, Andre Kendrick raced 29 yards for a touchdown to pull the Hokies within 28-23. Kendrick stepped in for Shyrone Stith, Tech's 1,000-yard rusher who missed the second half with a sprained left ankle. Vick's 2-point conversion pass attempt was incomplete.

Cornerback Anthony Midget then intercepted a long pass intended for Warrick, and Vick went to work again. He threw a 23-yard pass to Cullen Hawkins, was sacked for a 7-yard loss and then went on a catch-me-if-you-can 22-yard dash to the 6. Kendrick scored from 6 yards out and the Hokies were ahead for the first and only time.

While Virginia Tech may be the undisputed champion on special teams — 63 in the 1990s — it was Florida State that excelled in that department, too. Sixty-eight seconds after Warrick's first score. It was 14-0 after linebacker Tommy Polley blocked a punt by Tech's John Kibble, and Jeff Chaney scooped it up and went 6 yards for a touchdown with 2:14 left in the first quarter. It was the first time in Kibble's career he had a punt blocked.

In the second season under the BCS format, everything went Florida State's way. The Seminoles, ranked No. 1 in both major preseason polls, also had a schedule that was sixth-toughest among 114 I-A teams. As long as Florida State kept winning, there was little chance the computer-heavy BCS standings would leave the 'Noles out of the title game.

Florida State had a healthy Weinke, Warrick for nine games and a solid but unspectacular defense led by noseguard Corey Simon. When the defense was burned for 387 yards and four TD passes by Georgia Tech's Joe Hamilton, the Seminoles' offense took charge for a 41-35 victory on Sept. 11.

Bowden got career victory No. 300 against Clemson, coached by Bobby's son, Tommy, in college football's first father vs. son coaching matchup.


Finally, there was the annual showdown with Florida, this time at The Swamp. After the Gators went ahead 16-13 midway through the third quarter, Weinke led the Seminoles to a tying field goal and two more TDs to seal a 30-23 victory.

Forty-five days later, the relieved Bowden has himself a second national championship. What a decade!




FSU's interior defensive duo of All-American Corey Simon and Jerry Johnson led a young Seminole defense through an undefeated season.

1993 and 1999 National Champions



1999 Year In Review



Peter Warrick was named MVP after setting a Sugar Bowl record with 20 points.



Jeff Chaney picked up a punt blocked by Tommy Polley and carried it six yards for a touchdown.

Score By Quarters

Virginia Tech	7	7	15	0	29
Florida State	14	14	0	18	46

First Quarter

FSU-Warrick 64 pass from Weinke (Janikowski kick), 3:22.
 FSU-Chaney 6 blocked punt return (Janikowski kick), 2:14.
 VT-Davis 49 pass from Vick (Graham kick), :30.

Second Quarter

FSU-Dugans 63 pass from Weinke (Janikowski kick), 13:45.
 FSU-Warrick 59 punt return (Janikowski kick), 11:40.
 VT-Vick 3 run (Graham kick), :37.

Third Quarter

VT-FG Graham 23, 7:54.
 VT-Kendrick 29 run (pass failed), 5:57.
 VT-Kendrick 6 run (pass failed), 2:13.

Fourth Quarter

FSU-Dugans 14 pass from Weinke (Warrick pass from Weinke), 12:59.
 FSU-FG Janikowski 32, 10:26.
 FSU-Warrick 43 pass from Weinke (Janikowski kick), 7:42.

Team Statistics

	VaT	FSU
First Downs	24	15
Rushing	11	4
Passing	10	10
Return Yards	222	155
Comp-Att-Int	15-29-0	20-34-1

SUGAR BOWL GAME NOTES

Whitaker Starts His 38th Consecutive Game For FSU

Senior co-captain Jason Whitaker started 38 consecutive games dating back to the first game of his sophomore season. The All-American has started 40 of 49 games that he has played in during his four years at FSU. The Sugar Bowl was his 38th consecutive start in his final game as a collegiate.

Weinke Is Riding 20-Game Winning Streak

Junior quarterback Chris Weinke improved his record as a starter to 21-1 with the win against Virginia Tech. Since the loss to NC State in 1998, Weinke has won every game that he has started for Florida State. Weinke is 11-0 at home, 7-1 on the road and 3-0 at neutral sites throughout his career.

Wire To Wire

The Seminoles became the first team in the history of the Associated Press to hold the No. 1 ranking from the preseason poll all the way through the season. Nebraska was No. 1 throughout the regular season in 1971 and Southern Cal in 1972, but they were either not No. 1 in the preseason poll, or a game was played before the preseason poll was released. Lynn Swann, who played on the '72 Trojan team, was sideline reporter for the Seminoles during the telecast.

These Guys Already Have The Most Important Trophy

Nine scholarship Seminoles players who dressed for the game have already donned caps and gowns and received their undergraduate degrees. Peter Warrick, Eric Thomas, Corey Simon, Germaine Stringer, Bobby Rhodes, Jarad Moon and Jerry Johnson earned their diplomas in December. Ron Dugans and Todd Frier earned their degrees following the summer session.

Permanent Team Captains

At the end of each season FSU players vote for three permanent team captains — offense, defense and special teams. This season the permanent captains, as elected by their teammates were, for offense - Peter Warrick, defense - Corey Simon and special teams - Todd Frier.

Putting Up the Points

The 46-29 Florida State win went down as the highest scoring Sugar Bowl of all time.

Warrick Puts Exclamation On Seminole Career

Peter Warrick was named MVP after setting a new Sugar Bowl scoring record of his own with 20 points. Warrick caught two TD passes and a two-point conversion and also scored on a punt return.

Punts	4-88	4-80
Fumbles-Lost	3-3	2-0
Penalties-Yards	6-65	7-59
Time of Possession	36:25	23:35
Attendance		79,280

1-5, Hawkins 1-4, Graham 1-0. **Florida State:** Chaney 4-43, Minor 9-35, team 3-(minus 7), Weinke 7-(minus 41).
PASSING-Virginia Tech: Vick 15-29-0-225.
Florida State: Weinke 20-34-1-329.
RECEIVING-Virginia Tech: Davis 7-108, Hawkins 2-49, Kendrick 2-27, E. Johnson 1-23, Wynn 1-7, Ferguson 1-6, Carter 1-5. **Florida State:** Warrick 6-163, Dugans 5-99, Minnis 2-25, Minor 2-23, Morgan 2-10, Chaney 2-5, Boldin 1-4.

Individual Statistics

RUSHING-Virginia Tech: Vick 23-97, Kendrick 12-69, Stith 11-68, Davis 1-16, E. Johnson 1-12, Sorensen 1-7, Ferguson

ACC FINAL STATISTICS

1999 STANDINGS

TEAM	ACC GAMES							OVERALL							
	W	L	FOR	OPP	HM	RD	NU	W	L	FOR	OPP	HM	RD	NU	STREAK
FLORIDA STATE	8	0	310	123	4-0	3-0	1-0	12	0	458	203	6-0	4-0	2-0	Won 12
Georgia Tech	5	3	307	261	4-0	1-3	0-0	8	4	461	361	6-0	2-3	0-1	Lost 1
Virginia	5	3	222	210	2-2	3-1	0-0	7	5	345	365	3-3	4-1	0-1	Lost 1
Clemson	5	3	262	171	3-1	2-2	0-0	6	6	322	253	3-2	3-3	0-1	Lost 1
Wake Forest	3	5	145	178	2-2	1-3	0-0	7	5	266	209	4-2	2-3	1-0	Won 2
NC State	3	5	167	250	2-1	1-3	0-1	6	6	244	302	4-1	2-4	0-1	Lost 2
Duke	3	5	182	290	1-2	2-2	0-1	3	8	217	363	1-4	2-3	0-1	Lost 1
Maryland	2	6	202	250	1-3	1-3	0-0	5	6	292	260	3-3	2-3	0-0	Lost 4
North Carolina	2	6	129	194	1-3	0-3	1-0	3	8	186	272	1-5	1-3	1-0	Won 2

FIRST TEAM ALL-ACC

OFFENSE

WR	PETER WARRICK	FLORIDA STATE
WR	Kelly Campbell	Georgia Tech
OT	Jon Carman	Georgia Tech
OT	TARLOS THOMAS	FLORIDA STATE
OG	Noel LaMontagne	Virginia
OG	JASON WHITAKER	FLORIDA STATE
C	John St. Clair	Virginia
TE	Alge Crumpler	North Carolina
QB	Joe Hamilton	Georgia Tech
RB	Thomas Jones	Virginia
RB	LaMont Jordan	Maryland
PK	SEBASTIAN JANIKOWSKI	FLORIDA STATE

DEFENSE

DL	COREY SIMON	FLORIDA STATE
DL	Chris Combs	Duke
DL	Delbert Cowsette	Maryland
DL	JERRY JOHNSON	FLORIDA STATE
LB	Keith Adams	Clemson
LB	TOMMY POLLEY	FLORIDA STATE
LB	Dustin Lyman	Wake Forest
DB	Robert Carswell	Clemson
DB	Lloyd Harrison	NC State
DB	Lewis Sanders	Maryland
DB	MARIO EDWARDS	FLORIDA STATE
P	Brian Schmitz	North Carolina
SP	PETER WARRICK	FLORIDA STATE

SECOND TEAM

OFFENSE

OT	BRETT WILLIAMS	FLORIDA STATE
C	ERIC THOMAS	FLORIDA STATE
QB	CHRIS WEINKE	FLORIDA STATE
RB	TRAVIS MINOR	FLORIDA STATE

DEFENSE

DL	JAMAL REYNOLDS	FLORIDA STATE
LB	BRIAN ALLEN	FLORIDA STATE
DB	DERRICK GIBSON	FLORIDA STATE

HONORABLE MENTION

OFFENSE

DL	ROLAND SEYMOUR	FLORIDA STATE
DB	TAY CODY	FLORIDA STATE
DB	SEAN KEY	FLORIDA STATE
P	KEITH COTTRELL	FLORIDA STATE

COACH-OF-THE-YEAR

Tommy Bowden Clemson

ROOKIE-OF-THE-YEAR

Koren Robinson NC State

OFFENSIVE PLAYER-OF-THE-YEAR

Joe Hamilton Georgia Tech

DEFENSIVE PLAYER-OF-THE-YEAR

Keith Adams Clemson

OVERALL PLAYER-OF-THE-YEAR

Joe Hamilton Georgia Tech

Brian Piccolo Award Winner

CHRIS WEINKE FLORIDA STATE



1999 Year In Review

1999 ACC PLAYERS OF THE WEEK

Offensive Back

Thomas Jones	Virginia
Joe Hamilton	Georgia Tech
Thomas Jones	Virginia
Thomas Jones	Virginia
Joe Hamilton	Georgia Tech
Scottie Montgomery	Duke
Thomas Jones	Virginia
Woodrow Dantzler	Clemson
LaMont Jordan	Maryland
Spencer Romine	Duke
Thomas Jones	Virginia
Joe Hamilton	Georgia Tech
LaMont Jordan	Maryland

Defensive Lineman

Brian Jamison	NC State
Keith Adams	Clemson
Yubrenal Isabelle	Virginia
Bryan Ray	Wake Forest
Keith Adams	Clemson
Erwyn Lyght	Maryland
Yubrenal Isabelle	Virginia
Keith Adams	Clemson
Corey Simon	Florida State
Keith Adams	Clemson
Tommy Polley	Florida State
Keith Adams	Clemson

Specialist

Todd Braverman	Virginia
Lewis Sanders	Maryland
Sebastian Janikowski	FSU
Peter Warrick	Florida State
Guilian Gary	Maryland
Brian Kopka	Maryland
Brian Schmitz	North Carolina
Tay Cody	Florida State
Keith Cottrell	Florida State
Matthew Burdick	Wake Forest
Scottie Montgomery	Duke
Josh McGee	North Carolina

Offensive Lineman

Jon Carman	Georgia Tech
Eric Thomas	Florida State
Jason Whitaker	Florida State
Brian Wolverton	Wake Forest
Jason Whitaker	Florida State
Jason Whitaker	Florida State
Brad Barnes	Virginia
Jamie Wu	Maryland
Jason Burks	Georgia Tech
Todd Boyle	NC State
Tarlos Thomas	Florida State
Brett Williams	Florida State

Defensive Back

Brian Williams	NC State
Braxton Williams	Clemson
Lewis Sanders	Maryland
Robert Carswell	Clemson
Dextra Polite	Clemson
Errol Hood	North Carolina
Tommy Polley	Florida State
Brian Allen	Florida State
Dextra Polite	Clemson
Robert Carswell	Clemson
David Bomar	North Carolina
Adrian Duncan	Wake Forest

Rookie

Chris Williams	Virginia
Calvin McCall	Maryland
Calvin McCall	Maryland
Jerton Evans	Virginia
Greg Gathers	Georgia Tech
Dantonio Burnette	NC State
Billy McMullen	Virginia
Koren Robinson	NC State
Koren Robinson	NC State
Chris Williams	Virginia
Billy McMullen	Virginia
Billy McMullen	Virginia

FLORIDA STATE'S ACC PLAYERS OF THE WEEK

1992

WEEK	PLAYER (AWARD)
Sept. 7	Marvin Jones (DL)
Sept. 21	Robert Stevenson (OL), Marvin Jones (DL), Corey Sawyer (DB), Tamarick Vanover (R)
Sept. 28	Tamarick Vanover (R)
Oct. 5	Carl Simpson (DL), Tamarick Vanover (R)
Nov. 2	Robert Stevenson (OL)
Nov. 9	Charlie Ward (OB)
Nov. 16	Clay Shiver (OL), Clifton Abraham (DB), Tamarick Vanover (R)

1993

Sept. 4	Tyrant Marion (DL)
Sept. 11	Charlie Ward (OB), Lonnie Johnson (OL), Derrick Brooks (DB)
Sept. 18	Derrick Alexander (DL), Derrick Brooks (DB)
Oct. 2	Derrick Alexander (DL)
Oct. 9	Forrest Conoly (OL), Devin Bush (DB)
Oct. 16	Charlie Ward (OB)
Oct. 30	Warrick Dunn (OB), Clay Shiver (OL)
Nov. 6	Danny Kanell (OB)
Nov. 13	Kez McCorvey (OB)
Nov. 20	Corey Sawyer (DB)

1994

Sept. 10	Clay Shiver (OL), Melvin Pearsall (R)
Sept. 17	Clay Shiver (OL), Derrick Brooks (DB)
Oct. 24	Derrick Alexander (DL)
Oct. 31	Kez McCorvey (OB), Andre Wadsworth (R)
Nov. 12	Warrick Dunn (OB), Patrick McNeil (OL), Rock Preston (OL)
Nov. 19	Patrick McNeil (OL)
Nov. 26	Danny Kanell (OB), Corey Fuller (DB)

1995

Sept. 4	Clay Shiver (OL), Danny Kanell (OB)
Sept. 11	Warrick Dunn (OB), Jesus Hernandez (OL)
Sept. 18	Peter Boulware (DL)
Oct. 16	Danny Kanell (OB)
Oct. 23	Todd Rebol (DB), Danny Kanell (OB)

1996

Sept. 9	Reinard Wilson (DL)
Sept. 23	Warrick Dunn (OB), Walter Jones (OL)
Sept. 30	Peter Boulware (DL), Sean Liss (SP)
Oct. 5	Thad Busby (OB)
Oct. 12	Vernon Crawford (DB), Warrick Dunn (OB), Reinard Wilson (DL)
Oct. 26	Peter Boulware (DL), Thad Busby (OB)
Nov. 9	Scott Bentley (SP), Dan Kendra (R)

1997

Sept. 8	Sam Cowart (DB), Andre Wadsworth (DL)
Sept. 15	Sebastian Janikowski (R), Bobby Rhodes (DL)
Sept. 22	Daryl Bush (DL), Peter Warrick (OB)
Oct. 6	Samari Rolle (DB)
Oct. 13	Tommy Polley (R), Jason Whitaker (OL)
Oct. 20	Daryl Bush (DL), Tay Cody (DB), Tra Thomas (OL)
Oct. 27	Sam Cowart (DB), Travis Minor (R)
Nov. 1	Travis Minor (R)
Nov. 8	Kevin Long (OL), Travis Minor (R), Greg Spires (DL)
Nov. 22	Travis Minor (R)

1998

Sept. 7	Travis Minor (OB), Jason Whitaker (OL)
Sept. 21	Jerry Carmichael (OL), Lamont Green (DL)
Sept. 28	Corey Simon (DL)
Oct. 5	Sebastian Janikowski (ST)
Oct. 12	Peter Warrick (OB), Jason Whitaker (OL)
Oct. 19	Jason Whitaker (OL)
Oct. 26	Peter Warrick (OB), Tarlos Thomas (OL)
Nov. 9	Ross Brannon (OL), Dexter Jackson (DB)
Nov. 23	Peter Warrick (OB), Sebastian Janikowski (ST)

1999

Sept. 13	Eric Thomas (OL)
Sept. 20	Sebastian Janikowski (SP), Jason Whitaker (OL)
Sept. 27	Peter Warrick (SP)
Oct. 4	Jason Whitaker (OL)
Oct. 11	Jason Whitaker (OL)
Oct. 18	Tommy Polley (DB)
Oct. 25	Brian Allen (DB), Tay Cody (SP)
Nov. 1	Corey Simon (DL), Keith Cottrell (SP)
Nov. 15	Tarlos Thomas (OL), Tommy Polley (DL)
Nov. 22	Brett Williams (OL)

KEY: OB-Offensive Back, OL-Offensive Lineman, DL-Defensive Lineman (includes inside linebackers), DB-Defensive Back (includes outside linebackers), SP-Specialist, R-Rookie.

ACC FINAL INDIVIDUAL STATISTICS

Total Offense

PLAYER, SCHOOL	NCAA	GP	RUN	PASS	PLY	TOT	PP	TDR	PG
Joe Hamilton, Sr., GaT	(2)	11	734	3060	459	3794	8.3	35	344.9
Chris Weinke, Jr., FSU	(16)	11	109	3103	408	2994	7.3	25	272.2
Woodrow Dantzler, So., Clem.	(30)	9	580	1501	332	2081	6.3	13	231.2
Dan Ellis, Jr., UVa	(40)	10	31	2050	322	2081	6.5	20	208.1
Jamie Barnette, Sr., NCS	(46)	12	23	2320	419	2343	5.6	18	195.3
Ben Sankey, Sr., WF		11	405	1496	374	1901	5.1	14	172.8
Calvin McCall, Fr., Md.		9	256	1264	258	1520	5.9	6	168.9
Thomas Jones, Sr., UVa		11	1798	0	336	1798	5.4	16	163.5
LaMont Jordan, Sr., Md.		11	1632	60	269	1692	6.3	17	153.8
Morgan Kane, Sr., WF		11	1161	0	275	1161	4.2	10	105.6

All-Purpose Yardage

PLAYER, SCHOOL	NCAA	GP	RUN	REC	PR	KR	TOT	PLY	PP	PG
Thomas Jones, Sr., UVa	(3)	11	1798	239	17	0	2054	358	5.7	186.7
LaMont Jordan, Jr., Md.	(9)	11	1632	208	0	0	1840	285	6.5	167.3
Dez White, Jr., GaT	(16)	11	67	860	0	689	1616	84	19.2	146.9
Scottie Montgomery, Sr., Duke	(21)	11	15	819	144	587	1565	86	18.2	142.3
Peter Warrick, Sr., FSU	(25)	9	96	934	227	0	1257	105	12.0	139.7
Kelly Campbell, So., GaT	(50)	11	41	1105	0	132	1278	78	16.4	116.2
Morgan Kane, Sr., WF		11	1161	95	0	17	1273	294	4.3	115.7
Travis Zachery, So., Clem.		10	827	186	30	0	1043	206	5.0	104.3
Koren Robinson, Fr., NCS		11	15	853	94	54	1016	78	13.0	92.4
Rod Gardner, Jr., Clem.		11	1	1009	0	0	1010	74	13.7	91.8

Passing Efficiency

PLAYER, SCHOOL	NCAA	GP	ATT	CMP	PCT	YDS	TD	INT	PTS
Joe Hamilton, Sr., GaT	(2)	11	305	203	.666	3060	29	11	175.00
Chris Weinke, Jr., FSU	(7)	11	377	232	.615	3103	25	14	145.13
Dan Ellis, Jr., UVa	(8)	10	258	156	.605	2050	20	10	145.04
Woodrow Dantzler, So., Clem.	(31)	9	195	111	.569	1501	9	5	131.68
Ben Sankey, Sr., WF		11	224	133	.594	1496	9	9	120.70
Calvin McCall, Fr., Md.		9	179	93	.520	1264	5	3	117.14
Jamie Barnette, Sr., NCS		12	338	171	.506	2320	13	9	115.62

Scoring Leaders

PLAYER, SCHOOL	NCAA	GP	TDS	TDR	TDP	TDRT	PAT	FG	PTS	PG
Sebastian Janikowski, Jr., FS	(3)	11	0	0	0	0	45-45	23	116	10.55
Travis Zachery, So., Clem.	(9)	10	16	16	0	0	0	0	96	9.60
Thomas Jones, Sr., UVa	(11)	11	17	16	1	0	0	0	102	9.27
LaMont Jordan, Jr., Md.	(11)	11	17	16	1	0	0	0	102	9.27
Peter Warrick, Sr., FSU	(30)	9	12	3	8	1	0	0	72	8.00
Luke Manget, Fr., GaT	(33)	11	0	0	0	0	53-53	11	86	7.82
Brian Kopka, Jr., Md.	(44)	11	0	0	0	0	32-33	16	80	7.27
Sean Gregory, So., GaT	(45)	11	13	13	0	0	0	0	78	7.09
Matthew Burdick, Sr., WF		11	0	0	0	0	27-27	16	75	6.82
Sims Lenhardt, Sr., Duke		9	0	0	0	0	17-17	14	59	6.56

Tackle Leaders

PLAYER, SCHOOL	GP	PRI	AST	TFL	SACK	TOT	PG
Keith Adams, So., Clem.	11	112	64	33-168	16-122	176	16.0
Marlon Moore, So., Md.	11	64	66	5-27	3-23	130	11.8
Chad Carson, So., Clem.	11	60	68	4-11	1-6	128	11.6
Robert Carswell, Jr., Clem.	11	84	38	1-2	0-0	122	11.1
Brian Williams, So., NCS	12	73	58	5-13	0-0	131	10.9
Billy-Dee Greenwood, So., UNC	11	69	49	1-1	0-0	118	10.7
Aaron Thompson, So., Md.	11	72	39	17-63	3.5-18	111	10.1
Ryan Stallmeyer, Sr., Duke	11	70	40	9-58	2-25	110	10.0
Tommy Polley, Jr., FSU	11	67	42	6-28	3-24	109	9.9
Dantonio Burnette, Fr., NCS	12	56	57	9-59	3.5-24	113	9.4
Todd DeLamielleure, So., Duke	11	71	32	10-27	1-7	103	9.4
Kevin Bishop, So., Md.	9	40	44	7-16	0-0	84	9.3
Brian Allen, Jr., FSU	11	48	53	8-27	5-16	101	9.2



1999 Year In Review

QB Sacks

Keith Adams, So., Clem.	16
Bryan Ray, Jr., WF	10
Jamal Reynolds, Jr., FSU	7
Greg Gathers, Fr., GaT	7
Brian Jamison, So., NCS	7

Tackles For Loss

Keith Adams, So., Clem.	33
Corey Simon, Sr., FSU	21
Bryan Ray, Jr., WF	19
Greg Gathers, Fr., GaT	18
Aaron Thompson, So., Md.	17

Passes Broken Up

Tony Scott, Sr., NCS	18
Dextra Polite, Sr., Clem.	16
Lloyd Harrison, Sr., NCS	15
Lewis Sanders, Jr., Md.	14
Hood, NC & Hamilton, Du	11

Field Goal Leaders

PLAYER, SCHOOL	NCAA	GP	FGA	FGM	LG	PCT	PG
Sebastian Janikowski, Sr., FSU	(1)	11	30	23	52	.770	2.09
Sims Lenhardt, Sr., Duke	(11)	9	18	14	50	.780	1.56
Josh McGee, Sr., UNC	(13)	11	21	17	50	.810	1.55
Brian Kopka, Jr., Md.	(19)	11	21	16	41	.760	1.45
Matthew Burdick, Sr., WF	(19)	11	23	16	47	.700	1.45
Luke Manget, Fr., GaT		11	16	11	49	.688	1.00
Todd Braverman, Jr., UVa		10	11	8	50	.730	0.80
Kent Passingham, Jr., NCS		12	14	9	31	.640	0.75
Tony Lazzara, So., Clem.		11	11	7	43	.640	0.63

Kickoff Returns

PLAYER, SCHOOL	NCAA	G	NO.	YDS	LG	TD	AVG
John Stone, So., WF	(3)	8	15	389	99	1	29.9
Scottie Montgomery, Sr., Duke	(8)	11	21	587	99	1	28.0
Lewis Sanders, Jr., Md.	(12)	11	18	482	98	1	26.8
Dez White, Jr., GaT	(28)	11	29	689	44	0	23.8
Sam Aiken, Fr., UNC		11	13	275	34	0	21.2
Brian Wofford, Sr., Clem.		11	16	302	31	0	18.9

Receptions

PLAYER, SCHOOL	NCAA	GP	REC	YDS	AVG	TD	PG
Peter Warrick, Sr., FSU	(7)	9	71	934	13.2	8	7.9
Rod Gardner, Jr., Clem.	(17)	11	73	1009	13.8	4	6.6
Kelly Campbell, So., GaT	(19)	11	69	1105	16.0	10	6.3
Brian Wofford, Sr., Clem.		11	54	646	12.0	3	4.9
Scottie Montgomery, Sr., Duke		11	51	819	16.1	5	4.6
Chris Coleman, Sr., NCS		9	41	487	11.9	1	4.6
Koren Robinson, Fr., NCS		11	48	853	17.8	2	4.4
Ron Dugans, Sr., FSU	10	43	644	15.0	3	4.3	
Dez White, Jr., GaT		11	44	860	19.6	5	4.0
Richmond Flowers, Jr., Duke		11	42	649	15.5	5	3.8

Rushing

PLAYER, SCHOOL	NCAA	GP	ATT	YDS	AVG	TD	PG
Thomas Jones, Sr., UVa	(3)	11	334	1798	5.4	16	163.5
LaMont Jordan, Jr., Md.	(5)	11	266	1632	6.1	16	148.4
Morgan Kane, Sr., WF	(22)	11	275	1161	4.2	10	105.6
Travis Zachery, So., Clem.	(41)	10	184	827	4.5	16	82.7
Sean Gregory, So., GaT		11	172	837	4.9	13	76.1
Travis Minor, Jr., FSU	11	180	815	4.5	7	74.1	
Joe Hamilton, Sr., GaT		11	154	734	4.8	6	66.7
Woodrow Dantzler, So., Clem.		9	137	580	4.2	4	64.4
Rahshon Spikes, Sr., NCS		11	140	636	4.5	4	57.8
Ray Robinson, So., NCS		10	112	438	3.9	3	43.8
Ben Sankey, Sr., WF		11	150	405	2.7	5	36.8
Duane Epperson, Jr., Duke		9	107	324	3.0	2	36.0
Letavious Wilks, Sr., Duke		10	95	334	3.5	3	33.4
Anthony Saunders, So., UNC		9	75	297	4.0	1	33.0
Calvin McCall, Fr., Md.		9	79	256	3.2	1	28.4

Receiving Yardage Per Game

PLAYER, SCHOOL	NCAA	GP	REC	YDS	AVG	TD	PG
Peter Warrick, Sr., FSU	(8)	9	71	934	7.9	8	103.8
Kelly Campbell, So., GaT	(12)	11	69	1105	6.3	10	100.5
Rod Gardner, Jr., Clem.	(23)	11	73	1009	6.6	4	91.7
Dez White, Jr., GaT	(36)	11	44	860	4.0	5	78.2
Koren Robinson, Fr., NCS	(39)	11	48	853	4.4	2	77.5
S. Montgomery, Sr., Duke	(49)	11	51	819	4.6	5	74.5
Ron Dugans, Sr., FSU	10	43	644	4.3	3	64.4	
Richmond Flowers, Jr., Duke		11	42	649	3.8	5	59.0
Brian Wofford, Sr., Clem.		11	54	646	4.9	3	58.7
Chris Coleman, Sr., NCS		9	41	487	4.6	1	54.1

Punting

(Minimum 3.6 punts per game)

PLAYER, SCHOOL	NCAA	GP	PUNTS	YDS	BLK	LG	AVG
Brian Schmitz, Sr., UNC	(2)	11	74	3538	0	72	47.8
Keith Cottrell, Jr., FSU	(19)	11	44	1885	0	59	42.8
Brian Morton, Jr., Duke	(20)	11	73	3125	2	80	42.8
Donnie Scott, Sr., UVa		11	55	2233	0	64	40.6
Ryan Romano, Jr., Clem.		11	59	2364	0	60	40.1
Scott Earwood, Sr., NCS		12	76	2906	0	56	38.2
Matt Brennie, Fr., WF		10	53	1940	0	51	36.6

Punt Returns

(Minimum 1.2 Returns Per Game)

PLAYER, SCHOOL	NCAA	G	NO	YDS	LG	TD	AVG
Peter Warrick, Sr., FSU	(19)	9	18	227	75	1	12.6
Arlen Harris, Fr., UVa	(21)	9	16	198	24	0	12.4
Reggie Durden, Sr., FSU	(24)	11	17	201	37	0	11.8
Marvious Hester, Fr., GaT	(29)	11	29	322	48	0	11.1
Reggie Austin, Sr., WF	(32)	11	31	329	27	0	10.6
Koren Robinson, Fr., NCS		11	14	130	30	1	9.3
Guilian Gary, So., Md.		11	35	312	34	0	8.9
Mal Lawyer, Sr., Clem.		11	14	118	32	0	8.4
Ben Erdeljac, So., Duke		9	15	113	14	0	7.5
Kory Bailey, So., UNC		11	15	62	20	0	4.1

Interceptions

PLAYER, SCHOOL	NCAA	G	INT	YDS	LG	TD	PG
Robert Carswell, Jr., Clem.	(10)	11	6	70	24	0	0.55
Lewis Sanders, Jr., Md.	(10)	11	6	37	23	0	0.55
Darius Clark, Sr., Duke	(20)	11	5	102	38	0	0.45
Alex Ardley, So., Clem.	(20)	11	5	64	30	0	0.45
Errol Hood, So., UNC	(20)	11	5	21	20	1	0.45
Lloyd Harrison, Sr., NCS	(43)	12	5	0	0	0	0.42
Shawn Forte, Jr., Md.	(50)	10	4	13	10	0	0.40

ACC FINAL TEAM STATISTICS

Total Offense

SCHOOL	NCAA	PLY	YDS	PP	TD	PG
GaT	(1)	822	5599	6.8	58	509.0
FSU	(12)	820	4683	5.7	44	425.7
Clem.	(36)	830	4440	5.4	40	403.6
UVa	(38)	784	4427	5.7	41	402.5
Md.	(54)	732	4125	5.6	31	375.0
NCS	(86)	795	3898	4.9	28	324.8
WF	(91)	776	3488	4.5	26	317.1
Duke	(95)	787	3394	4.3	24	308.6
UNC	(106)	752	3043	4.1	17	276.6

Total Defense

SCHOOL	NCAA	PLY	YDS	PP	TD	PG
FSU	(19)	747	3351	4.5	19	304.6
WF	(26)	742	3524	4.8	22	320.4
Clem.	(35)	789	3716	4.7	26	337.8
NCS	(51)	883	4313	4.9	32	359.4
Md.	(62)	782	4112	5.3	34	373.8
UNC	(63)	774	4114	5.3	30	374.0
UVa	(90)	789	4340	5.5	38	394.6
GaT	(100)	832	4552	5.5	41	413.8
Duke	(103)	841	4645	5.5	40	422.3

Rushing Offense

SCHOOL	NCAA	ATT	YDS	PC	TD	PG
Md.	(12)	492	2545	5.2	22	231.4
GaT	(13)	503	2482	4.9	29	225.6
UVa	(18)	477	2106	4.4	18	191.5
WF	(32)	533	1933	3.6	16	175.7
Clem.	(44)	463	1727	3.7	26	157.0
UNC	(64)	494	1585	3.2	11	144.1
FSU	(83)	397	1351	3.4	17	122.8
NCS	(92)	437	1361	3.1	14	113.4
Duke	(111)	366	810	2.2	13	73.6

Rushing Defense

SCHOOL	NCAA	ATT	YDS	PC	TD	PG
FSU	(10)	387	1087	2.8	6	98.8
WF	(35)	403	1335	3.3	12	121.4
Md.	(39)	414	1390	3.4	14	126.4
Clem.	(44)	449	1491	3.3	16	135.6
NCS	(69)	520	1887	3.6	20	157.3
UVa	(78)	472	1831	3.9	19	166.5
Duke	(88)	467	1992	4.3	19	181.1
GaT	(89)	479	2015	4.2	26	183.2
UNC	(95)	485	2098	4.3	19	190.7

Passing Offense

SCHOOL	NCAA	ATT-CMP	PCT	YDS	TD	INT	PG
FSU	(12)	423-250	.591	3332	27	17	302.9
GaT	(16)	319-208	.652	3117	29	12	283.4
Clem.	(31)	367-227	.619	2713	14	10	246.6
Duke	(36)	421-196	.466	2584	11	22	234.9
NCS	(58)	358-182	.508	2537	14	9	211.4
UVa	(59)	307-179	.583	2321	23	12	211.0
Md.	(99)	240-116	.483	1580	9	11	143.6
WF	(101)	242-139	.574	1555	10	10	141.4
NC	(106)	258-117	.453	1458	6	14	132.5

Passing Efficiency Defense

SCHOOL	NCAA	ATT-CMP	PCT	YDS	TD	INT	PTS
FSU	(15)	360-190	.528	2264	13	22	105.3
Clem.	(17)	340-177	.521	2225	10	19	105.6
WF	(26)	339-181	.534	2189	10	13	109.7
NCS	(37)	362-195	.539	2426	12	15	112.8
UNC	(51)	289-154	.533	2016	11	13	115.4
GaT	(69)	353-195	.552	2537	15	9	124.5
Duke	(75)	374-212	.567	2653	21	16	126.2
Md.	(88)	368-218	.592	2722	20	15	131.2
UVa	(89)	317-176	.555	2509	19	15	132.3

Scoring Offense

SCHOOL	NCAA	TD	KX	OX	FG	S	PTS	PG
GaT	(2)	59	57	2	11	0	448	40.7
FSU	(4)	49	47	1	23	0	412	37.5
UVa	(34)	42	38	2	10	0	324	29.5
Clem.	(41)	41	38	1	9	1	315	28.6
Md.	(55)	35	32	0	16	1	292	26.6
WF	(82)	27	27	0	18	0	243	22.1
NCS	(96)	31	25	2	9	1	244	20.3
Duke	(98)	25	23	1	14	0	217	19.7
UNC	(102)	19	15	2	17	1	186	16.9

Scoring Defense

SCHOOL	NCAA	TD	KX	OX	FG	S	PTS	PG
FSU	(10)	20	19	1	11	0	174	15.8
WF	(18)	24	20	2	12	1	206	18.7
Clem.	(33)	28	24	1	14	0	236	21.5
Md.	(46)	34	33	1	7	0	260	23.6
UNC	(52)	33	32	0	14	0	272	24.7
NCS	(56)	35	31	2	19	0	302	25.2
UVa	(77)	40	33	1	9	0	302	27.5
GaT	(93)	41	40	1	15	0	333	30.3
Duke	(101)	43	40	0	21	1	363	33.0

Kickoff Returns

SCHOOL	NCAA	RET	YDS	LG	TD	AVG
Md.	(2)	28	740	98	1	26.4
Duke	(15)	39	916	99	1	23.5
WF	(22)	31	712	99	1	23.0
GaT	(23)	43	980	44	0	22.8
UNC	(56)	35	709	43	0	20.3
UVa	(60)	30	602	32	0	20.1
FSU	(67)	29	570	40	0	19.7
Clem.	(74)	32	619	40	0	19.3
NCS	(88)	35	659	51	0	18.8

1999 Year In Review

Punt Returns

SCHOOL	NCAA	RET	YDS	LG	TD	AVG
FSU	(19)	37	459	75	1	12.4
NCS	(25)	28	317	35	3	11.3
GaT	(27)	30	335	48	1	11.2
WF	(35)	34	367	27	0	10.8
UVa	(38)	23	236	24	0	10.3
Duke	(41)	26	264	64	0	10.2
Md.	(54)	36	341	34	0	9.5
Clem.	(87)	20	148	32	0	7.4
UNC	(114)	27	85	20	0	3.2

Net Punting

SCHOOL	NCAA	PUNTS	RETURN	TD	NET
FSU	(2)	46-42.7	17-6.3	0	40.4
UNC	(10)	81-47.7	45-13.7	1	40.1
GaT	(11)	31-42.8	13-7.8	0	39.5
Duke	(20)	75-41.7	35-7.2	0	38.3
Clem.	(58)	59-40.1	28-9.8	0	35.4
Md.	(62)	69-37.6	21-7.5	0	35.3
WF	(74)	60-36.8	20-6.7	0	34.6
UVa	(81)	58-39.2	26-11.1	0	34.2
NCS	(94)	76-38.2	39-9.8	0	33.2

3rd Down Conversion - Offense

SCHOOL	G	CON	ATT	PCT
Georgia Tech	11	75	141	.532
Florida State	11	69	161	.429
Virginia	11	57	149	.383
Wake Forest	11	67	176	.381
Clemson	11	64	168	.381
North Carolina	11	59	179	.330
Duke	11	58	179	.324
NC State	12	53	171	.310
Maryland	11	44	155	.284

Quarterback Sacks

SCHOOL	G	NO.	YDS.	PG
Clemson	11	46	320	4.2
Florida State	11	29	191	2.6
Virginia	11	28	153	2.6
NC State	12	30	206	2.5
Wake Forest	11	27	192	2.5
Maryland	11	22	138	2.0
North Carolina	11	20	130	1.8
Duke	11	19	149	1.7
Georgia Tech	11	16	126	1.5

Time of Possession

SCHOOL	FOR	OPP	MARGIN
Wake Forest	32:02	27:58	+4:04
Maryland	31:02	28:58	+2:04
NC State	29:57	30:03	-0:06
Georgia Tech	29:51	30:09	-0:18
Virginia	29:23	30:37	-1:14
North Carolina	29:40	30:20	-1:20
Duke	29:07	30:53	-1:46
Clemson	28:49	31:11	-2:22
Florida State	28:29	31:31	-3:02

First Downs Per Game

SCHOOL	RUN	PASS	PEN	TOT	PG
Georgia Tech	142	132	13	287	26.1
Florida State	92	147	22	262	23.8
Virginia	125	104	12	241	21.8
Clemson	101	115	23	238	21.6
NC State	76	114	24	214	17.8
Wake Forest	106	68	18	192	17.5
Duke	53	119	12	184	16.7
Maryland	104	61	14	179	16.3
North Carolina	87	69	17	173	15.7

Turnover Margin

SCHOOL	NCAA	GAINED			LOST			MAR
		FM	IN	TO	FM	IN	TO	
Md.	(11)	13	15	28	8	11	19	+0.82
Clem.	(11)	7	19	26	7	10	17	+0.82
FSU	(16)	7	22	29	4	17	21	+0.73
WF	(22)	9	13	22	6	10	16	+0.55
UVa	(30)	8	15	23	7	12	19	+0.36
UNC	(42)	11	13	24	8	14	22	+0.18
NCS	(53)	11	15	26	15	9	24	+0.17
Duke	(95)	8	16	24	8	22	30	0.55
GaT	(114)	3	9	12	12	12	24	-1.09

3rd Down Conversion - Defense

SCHOOL	G	CON	ATT	PCT
Florida State	11	51	171	.298
NC State	12	53	174	.305
North Carolina	11	48	152	.316
Duke	11	58	169	.343
Clemson	11	62	169	.367
Georgia Tech	11	67	174	.385
Wake Forest	11	64	166	.386
Virginia	11	68	167	.407
Maryland	11	68	161	.422

Kickoff Return Coverage

SCHOOL	RET	YDS	LG	TD	AVG
Georgia Tech	51	999	84	0	19.6
Clemson	42	839	38	0	20.0
NC State	41	825	39	0	20.1
Florida State	23	463	44	0	20.1
Maryland	26	542	55	0	20.8
Virginia	35	756	43	0	21.6
North Carolina	29	644	38	0	22.2
Duke	38	853	99	1	23.5
Wake Forest	21	641	99	1	30.5

Penalty Yardage

SCHOOL	G	PEN	YARDS	PG
Virginia	11	66	550	50.0
North Carolina	11	66	584	53.1
Wake Forest	11	80	614	55.8
NC State	12	87	674	56.2
Duke	11	76	637	57.9
Georgia Tech	11	77	640	58.2
Maryland	11	81	653	59.4
Clemson	11	82	765	69.5
Florida State	11	109	927	84.3

First Downs Allowed Per Game

SCHOOL	RUN	PASS	PEN	TOT	PG
Florida State	60	96	31	187	17.0
Wake Forest	76	98	16	190	17.3
Maryland	88	118	9	215	19.6
Clemson	92	102	23	216	19.6
Virginia	100	101	17	218	19.8
North Carolina	112	87	21	220	20.0
NC State	118	108	15	241	20.1
Duke	110	109	16	235	21.4
Georgia Tech	108	116	20	244	22.2