


COLLEGE

1976-2000

FOOTBALL

- 1999 NCAA Final Statistical Leaders
- 2000 Bowl Championship Series
- All-Time Bowl Records
- AP, UPI & ESPN/USA Today Final Polls



College Football

1999 NCAA FINAL STATISTICAL LEADERS

INDIVIDUAL

Rushing

	CAR	YDS	AVG	YDSPG
1. Ladaianian Tomlinson, TCU	268	1850	6.9	168.18
2. Ron Dayne, Wisconsin	303	1834	6.1	166.73
3. Thomas Jones, Virginia	334	1798	5.4	163.45
4. Travis Prentice, Miami (Ohio)	354	1659	4.7	150.82
5. Lamont Jordan, Maryland	266	1632	6.1	148.36

Passing Efficiency

(Min. 15 Att. Per Game)

	ATT	CMP	YDS	TD	RATING	POINTS
1. Michael Vick, Virginia Tech	152	90	1840	12	180.4	
2. Joe Hamilton, Georgia Tech	305	203	3060	29	175.0	
3. Chad Pennington, Marshall	405	275	3799	37	171.4	
4. Billy Volek, Fresno St.	355	235	2559	30	152.9	
5. Tim Rattay, Louisiana Tech	516	342	3922	35	147.9	
7. Chris Weinke, Florida St.	377	232	3103	25	145.1	

Total Offense

	PLAYS	YDS	YDSPG
1. Tim Rattay, Louisiana Tech	562	3810	381.00
2. Joe Hamilton, Georgia Tech	459	3798	345.27
3. Drew Brees, Purdue	564	3712	337.45
4. David Neill, Nevada	523	3611	328.27
5. Chad Pennington, Marshall	460	3904	325.33
16. Chris Weinke, Florida St.	408	2994	272.18

Receptions Per Game

	G	CT	YDS	CTPG
1. Trevor Insley, Nevada	11	134	2060	12.18
2. Chris Daniels, Purdue	11	109	1133	9.91
3. Jajuan Dawson, Tulane	10	96	1051	9.60
4. Arnold Jackson, Louisville	11	101	1209	9.18
5. James Whalen, Kentucky	11	90	1019	8.18
7. Peter Warrick, Florida St.	9	71	934	7.89

Receiving Yards Per Game

	G	CT	YDS	YDSPG
1. Trevor Insley, Nevada	11	134	2060	187.27
2. Troy Walters, Stanford	11	74	1456	132.36
3. Dennis Northcutt, Arizona	12	88	1422	118.50
4. Arnold Jackson, Louisville	11	101	1209	109.91
5. Drew Haddad, Buffalo	11	85	1158	105.27
8. Peter Warrick, Florida St.	9	71	934	103.78

Interceptions

	G	NO	YDS	TD	IPG
1. Deltha O'neal, California	11	9	280	4	.82
Deon Grant, Tennessee	11	9	167	1	.82
Rodregis Brooks, UAB	11	9	152	1	.82
4. Erik Olson, Colorado St.	9	6	93	1	.67
5. Jamar Fletcher, Wisconsin	11	7	135	2	.64
Mike James, Houston	11	7	57	1	.64

Punting

(Min 3.6 Punts Per Game)

	NO	AVG
1. Andrew Bayes, East Caro.	47	48.06
2. Brian Schmitz, North Caro.	74	47.81
3. Shane Lechler, Texas A&M	60	46.45
4. Ray Chectany, UNLV	65	45.38
5. Dan Hadenfeldt, Nebraska	65	44.98
19. Keith Cottrell, Florida St.	44	42.84

Punt Returns

(Min 1.2 Returns Per Game)

	NO	YDS	TD	AVG
1. Dennis Northcutt, Arizona	23	436	2	18.96
2. Bobby Newcombe, Nebraska	16	294	1	18.38
3. Vinny Sutherland, Purdue	17	295	2	17.35
4. Rodregis Brooks, UAB	19	325	0	17.11
5. Stevonne Smith, Utah	29	495	3	17.07
19. Peter Warrick, Florida St.	18	227	1	12.61
24. Reggie Durden, Florida St.	17	201	0	11.82

Kickoff Returns

(Min 1.2 Returns Per Game)

	NO	YDS	TD	AVG
1. James Williams, Marshall	15	493	1	32.87
2. Brandon Daniels, Oklahoma	16	508	1	31.75
3. John Stone, Wake Forest	13	389	1	29.92
4. Deltha O'neal, California	19	555	1	29.21
5. Ben Kelly, Colorado	19	547	2	28.79

Field Goals

	FGA	FG	PCT	FGPG
1. Sebastian Janikowski, Fla. St.	30	23	.767	2.09
2. Neil Rackers, Illinois	25	20	.800	1.82
3. Jamie Rheem, Kansas St.	21	18	.857	1.80
4. Jeff Chandler, Florida	24	21	.875	1.75
4. Travis Forney, Penn St.	26	21	.808	1.75

Scoring

	TD	XP	FG	PTS	PITPG
1. Shaun Alexander, Alabama	24	0	0	144	13.09
2. Travis Prentice, Miami (Ohio)	21	0	0	126	11.45
3. Sebastian Janikowski, Fla. St.	0	47	23	116	10.55
4. Ron Dayne, Wisconsin	19	0	0	114	10.36
5. Frank Moreau, Louisville	17	0	0	102	10.20
30. Peter Warrick, Florida St.	12	0	0	72	8.00

All-Purpose Runners

	RUSH	REC	PR	KOR	YDS	YDSPG
1. Trevor Insley, Nevada	5	2060	111	0	2176	197.82
2. Dennis Northcutt, Arizona	200	1422	436	191	2249	187.42
3. Thomas Jones, Virginia	1798	239	17	0	2054	186.73
4. Ladaianian Tomlinson, TCU	1850	55	0	69	1974	179.45
5. Travis Prentice, Miami (Ohio)	1659	270	0	0	1929	175.36
25. Peter Warrick, Florida St.	96	934	227	0	1257	139.67



TEAM

Rushing Offense

	CARRIES	YDS	YDSPG
1. Navy	80	3506	292.2
2. Air Force	635	3140	285.5
3. Wisconsin	583	3075	279.5
4. Nebraska	633	3191	265.9
5. Army	636	2915	265.0
83. Florida St.	397	1351	122.8

Passing Offense

	ATT	CMP	YDS	YDSPG
1. Louisiana Tech	566	372	4434	403.1
2. Louisville	501	322	3687	335.2
3. Hawaii	577	297	3944	328.7
4. Purdue	508	306	3608	328.0
5. Tulane	556	326	3600	327.3
12. Florida St.	423	250	3332	302.9

Total Offense

	PLAYS	YDS	YDSPG
1. Georgia Tech	822	5603	509.36
2. Nevada	843	5192	472.00
3. Arizona	870	5663	471.92
4. Louisiana Tech	822	5181	471.00
5. Stanford	793	5138	467.09
12. Florida St.	820	4683	425.73

Net Punting

	PUNTS	AVG	NO. RET	YDS RET	NET AVG
1. Texas A&M	60	46.5	25	227	42.7
2. Florida St.	46	42.7	16	107	40.3
3. Michigan St.	60	42.8	26	155	40.2
4. Kentucky	49	41.0	13	53	39.9
5. New Mexico St.	63	42.0	23	136	39.9

Punt Returns

	NO	YDS	AVG
1. UAB	23	440	19.1
2. Arizona	29	509	17.6
3. Colorado St.	34	567	16.7
4. Utah	41	654	16.0
5. Oklahoma St.	45	679	15.1
19. Florida St.	37	459	12.4

Kickoff Returns

	NO	YDS	AVG
1. TCU	27	742	27.5
2. Maryland	28	740	26.4
3. UNLV	39	993	25.5
4. Oregon	45	1120	24.9
5. Wyoming	27	670	24.8
67. Florida St.	29	570	19.7

Scoring Offense

	GAMES	PTS	AVG
1. Virginia Tech	11	455	41.4
2. Georgia Tech	11	448	40.7
3. Kansas St.	11	433	39.4

4. Louisville	11	412	37.5
Florida St.	11	412	37.5

Rushing Defense

	CAR	YDS	YDSPG
1. Mississippi St.	403	736	66.9
2. Alabama	335	904	75.3
3. Virginia Tech	388	835	75.9
4. Mississippi	369	846	76.9
5. Michigan St.	376	847	77.0
10. Florida St.	387	1087	98.8

Pass Efficiency Defense

	ATT	CMP	YDS	TD	INT	POINTS
1. Kansas St.	315	118	1364	5	21	65.7
2. Nebraska	388	165	2094	11	18	87.9
3. Marshall	432	226	2308	8	24	92.2
4. Mississippi St.	331	172	1712	7	15	93.3
5. Wisconsin	351	176	1994	8	16	96.3
15. Florida St.	360	190	2264	13	22	105.3

Total Defense

	PLAYS	YDS	YDSPG
1. Mississippi St.	734	2448	222.5
2. Kansas St.	693	2585	235.0
3. Virginia Tech	732	2720	247.3
4. Nebraska	815	3022	251.8
5. TCU	729	3129	284.5
19. Florida St.	747	3351	304.6

Scoring Defense

	GAMES	PTS	AVG
1. Virginia Tech	11	116	10.5
2. Marshall	12	134	11.2
3. Nebraska	12	150	12.5
4. Kansas St.	11	144	13.1
5. Wisconsin	11	145	13.2
10. Florida St.	11	174	15.8

Turnover Margin

	TURNOVERS GAINED			TURNOVERS LOST			MARGIN /GAME
	FUM	INT	TOTAL	FUM	INT	TOTAL	
1. Kansas St.	17	21	38	12	9	21	1.55
2. Illinois	11	14	25	7	5	12	1.18
3. Southern Cal	18	21	39	11	14	25	1.17
4. Marshall	6	24	30	6	11	17	1.08
5. Wisconsin	6	16	22	8	3	11	1.00
16. Florida St.	7	22	29	4	17	21	.73



NCAA ALL-TIME LEADERS

TOTAL OFFENSE

Career Yards

PLAYER	TEAM	YEARS	PLAYS	YARDS			AVG
				RUSH	PASS	TOTAL	
1. Ty Detmer	Brigham Young	88-91	*1,795	-366	*15,031	*14,665	8.17
2. Tim Rattay	Louisiana Tech	97-99	1,705	-128	12,746	12,618	7.40
3. Chris Redman	Louisville	96-99	*1,846	-412	12,541	12,129	6.57
4. Doug Flutie	Boston College	81-84	1,558	738	10,579	11,317	7.26
5. Tim Lester	Western Michigan	96-99	1,747	-218	11,299	11,081	6.34

Season Yards

PLAYER	TEAM	YEAR	GAMES	PLAYS	YARDS			AVG
					RUSH	PASS	TOTAL	
1. David Klingler	Houston	90	11	704	81	5,140	*5,221	7.42
2. Ty Detmer	Brigham Young	90	12	635	-166	5,188	5,022	7.91
3. Tim Rattay	Louisiana Tech	98	12	602	-103	4,943	4,840	8.04
4. Andre Ware	Houston	89	11	628	-38	4,699	4,661	7.42
5. Jim McMahon	Brigham Young	80	12	540	56	4,571	4,627	8.57

RUSHING

Career Yards

PLAYER	TEAM	YEARS	PLAYS	YARDS	AVG	LONG
1. Ron Dayne	Wisconsin	96-99	1,115	*6,397	5.74	80
2. Ricky Williams	Texas	95-98	1,011	6,279	6.21	87
3. Charles White	Southern Cal	76-79	1,023	5,598	5.47	79
4. Travis Prentice	Miami (Ohio)	96-99	1,138	5,596	4.92	55
5. Herschel Walker	Georgia	80-82	994	5,259	5.29	76

Season Yards

PLAYER	TEAM	YEAR	GAMES	PLAYS	YARDS	AVG
1. Barry Sanders	Oklahoma State	88	11	344	*2,628	7.64
2. Marcus Allen	Southern Cal	81	11	*403	2,342	5.81
3. Troy Davis	Iowa State	96	11	402	2,185	5.44
4. Mike Rozier	Nebraska	83	12	275	2,148	7.81
5. Ricky Williams	Texas	98	11	361	2,124	5.88

PASSING

Career Passing Efficiency (Minimum 500 Completions)

PLAYER	TEAM	YEARS	ATT	COMP	INT	PCT	YARDS	TD	PTS
1. Danny Wuerffel	Florida	93-96	1,170	708	42	.605	10,875	114	163.6
2. Ty Detmer	Brigham Young	88-91	1,530	958	65	.626	15,031	*121	*162.7
3. Steve Sarkisian	Brigham Young	95-96	789	528	26	.669	7,464	53	163.0
4. Billy Blanton	San Diego State	93-96	920	588	25	.639	8,165	67	157.1
5. Jim McMahon	Brigham Young	77-78, 80-81	1,060	653	34	.616	9,536	84	156.9



Season Passing Efficiency

(Minimum 15 Attempts Per Game)

PLAYER	TEAM	YEAR	G	ATT	COMP	INT	PCT	YARDS	TD	PTS
1. Shaun King	Tulane	98	11	328	223	6	.680	3,232	36	183.3
2. Michael Vick	Virginia Tech	99	10	152	90	5	.592	1,840	12	180.4
3. Danny Wuerffel	Florida	95	11	325	210	10	.646	3,266	35	*178.4
4. Jim McMahon	Brigham Young	80	12	445	284	18	.638	*4,571	*47	*176.9
5. Ty Detmer	Brigham Young	89	12	412	265	15	.643	4,560	32	175.6

Career Yards

PLAYER	TEAM	YEARS	ATT	COMP	INT	PCT	YARDS	TD	PTS
1. Ty Detmer	Brigham Young	88-91	*1,530	*958	65	.626	*15,031	121	76
2. Tim Rattay	Louisiana Tech	97-99	1,552	1,015	35	.654	12,746	115	94
3. Chris Redman	Louisville	96-99	*1,679	*1,031	51	.614	12,541	84	86
4. Todd Santos	San Diego State	84-87	1,484	910	57	.613	11,425	70	84
5. Tim Lester	Western Michigan	96-99	1,507	875	49	.581	11,299	87	82

Season Yards

PLAYER	TEAM	YEAR	G	ATT	COMP	INT	PCT	YARDS	TD
1. Ty Detmer	Brigham Young	90	12	562	361	28	.642	*5,188	41
2. David Klingler	Houston	90	11	*643	*374	20	.582	5,140	*54
3. Tim Rattay	Louisiana Tech	98	12	559	380	13	.680	4,943	46
4. Andre Ware	Houston	89	11	578	365	15	.631	4,699	46
5. Jim McMahon	Brigham Young	80	12	445	284	18	.638	4,571	47

Single Game Attempts

NO.	PLAYER	TEAM	OPPONENT	DATE
83	Drew Brees	Purdue	Wisconsin	Oct. 10, 1998
79	Matt Vogler	Texas Christian	Houston	Nov. 3, 1990
78	Rusty LaRue	Wake Forest	Duke	Oct. 28, 1995
76	David Klingler	Houston	Southern Methodist	Oct. 20, 1990
75	Chris Vargas	Nevada	McNeese State	Sept. 19, 1992

Single Game Completions

NO.	PLAYER	TEAM	OPPONENT	DATE
55	Drew Brees	Purdue	Wisconsin	Oct. 10, 1998
55	Rusty LaRue	Wake Forest	Duke	Oct. 28, 1995
50	Rusty LaRue	Wake Forest	N.C. State	Nov. 18, 1995
48	David Klingler	Houston	Southern Methodist	Oct. 20, 1990
47	Tim Couch	Kentucky	Arkansas	Oct. 3, 1998


RECEIVING

Career Catches

PLAYER	TEAM	YEARS	CATCHES	YARDS	AVG	TD
1. Trevor Insley	Nevada	96-99	*298	*5,005	16.8	35
2. Geoff Noisy	Nevada	95-98	*245	9,249	14.4	21
3. Troy Edwards	Louisiana Tech	95-98	280	4,352	15.5	50
4. Aaron Turner	Pacific	89-92	*266	*4,345	16.3	43
5. Chad Mackey	Louisiana Tech	1993-96	264	3,789	14.4	22



College Football



Season Catches

PLAYER	TEAM	YEAR	G	CATCHES	YARDS	TD
1. Emmanuel Hazard	Houston	89	11	*142	1,689	*22
2. Troy Edwards	Louisiana Tech	98	12	140	1,996	*27
3. Trevor Insley	Nevada	99	11	134	*2,060	13
4. Howard Twilley	Tulsa	65	10	134	1,779	16
5. Alex Van Dyke	Nevada	95	11	129	*1,854	16

Career Yards

PLAYER	TEAM	YEARS	CATCHES	YARDS	AVG	TD
1. Trevor Insley	Nevada	96-99	*298	*5,005	16.8	35
2. Marcus Harris	Wyoming	93-96	259	4,518	17.4	38
3. Ryan Yarborough	Wyoming	90-93	229	*4,357	19.0	42
4. Troy Edwards	Louisiana Tech	96-98	*280	4,352	15.5	*50
5. Aaron Turner	Pacific	89-92	*266	4,345	16.3	43

SCORING

Career Points (Non-Kickers)

PLAYER	TEAM	YEARS	TD	XPT	FG	PTS
1. Travis Prentice	Miami (Ohio)	96-99	*78	0	0	*468
2. Ricky Williams	Texas	95-98	75	2	0	*452
3. Anthony Thompson	Indiana	86-89	*65	4	0	*394
4. Ron Dayne	Wisconsin	96-99	63	0	0	378
5. Marshall Faulk	San Diego State	91-93	62	4	0	376

Career Points (Kickers)

PLAYER	TEAM	YEARS	PAT	PAT ATT	FG	FG ATT	PTS
1. Roman Anderson	Houston	88-91	*213	217	70	101	*423
2. Carlos Huerta	Miami (Fla.)	88-91	178	181	73	91	397
3. Jason Elam	Hawaii	88-92	158	161	79	100	395
4. Derek Schmidt	Florida State	84-87	174	178	73	102	393
5. Kris Brown	Nebraska	95-98	217	222	57	77	388

Season Points

PLAYER	TEAM	YEAR	TD	XPT	FG	PTS
1. Barry Sanders	Oklahoma State	88	*39	0	0	*234
2. Troy Edwards	Louisiana Tech	98	31	2	0	188
3. Mike Rozier	Nebraska	83	29	0	0	174
Lydell Mitchell	Penn State	71	29	0	0	174
5. Ricky Williams	Texas	98	28	0	0	168

INTERCEPTIONS

Career Interceptions

PLAYER	TEAM	YEARS	NO	YARDS	AVG
1. Al Brosky	Illinois	50-52	*29	356	12.3
2. John Provost	Holy Cross	72-74	27	470	17.4
Martin Bayless	Bowling Green	80-83	27	266	9.9
4. Tom Curtis	Michigan	67-69	25	440	17.6
Tony Thurman	Boston College	81-84	25	221	8.8
Tracy Saul	Texas Tech	89-92	25	425	17.0

Season Interceptions

PLAYER	TEAM	YEAR	NO	YARDS
1. Al Worley	Washington	68	*14	130
2. George Shaw	Oregon	51	13	136
3. Terrell Buckley	Florida State	91	12	238
Cornelius Price	Houston	89	12	187
Bob Navarro	Eastern Michigan	89	12	73
Terry Hodge	Georgia	82	12	51

FLORIDA STATE UNIVERSITY





PUNTING

Career Average (Minimum 150 Punts)

PLAYER	TEAM	YEARS	NO	YARDS	AVG	LONG
1. Todd Sauerbrun	West Virginia	91-94	167	7,733	46.3	90
2. Reggie Roby	Iowa	79-82	172	7,849	*45.6	69
3. Greg Montgomery	Michigan State	85-87	170	7,721	45.4	86
4. Tom Tupa	Ohio State	84-87	196	8,854	45.2	75
5. Barry Helton	Colorado	84-87	153	6,873	44.9	68

Season Average

PLAYER	TEAM	YEAR	NO	YARDS	AVG
1. Reggie Roby	Iowa	81	44	2,193	*49.8
2. Kirk Wilson	UCLA	56	30	1,479	49.3
3. Todd Sauerbrun	West Virginia	94	72	3,486	48.4
4. Zack Jordan	Colorado	50	38	1,830	48.2
Ricky Anderson	Vanderbilt	84	58	2,793	≠48.2

PUNT RETURNS

Career Average (Minimum 1.2 Returns Per Game)

PLAYER	TEAM	YEARS	NO	YARDS	TD	AVG	LONG
1. Jack Mitchell	Oklahoma	46-48	39	922	7	*23.6	70
2. Gene Gibson	Cincinnati	49-50	37	760	4	20.5	75
3. Eddie Macon	Pacific	49-51	48	907	4	18.9	100
4. Jackie Robinson	UCLA	39-40	37	694	2	18.8	89
5. Mike Fuller	Auburn	72-74	50	883	3	17.7	63

Season Average (Minimum 1.2 Returns Per Game)

PLAYER	TEAM	YEAR	NO	YARDS	AVG
1. Bill Blackstock	Tennessee	51	12	311	*25.9
2. George Sims	Baylor	48	15	375	25.0
3. Gene Derricotte	Michigan	47	14	347	24.8
4. Erroll Tucker	Utah	85	16	389	24.3
George Hoey	Michigan	67	12	291	24.3

KICKOFF RETURNS

Career Average (Minimum 30 Returns & 1.2 Per Game)

PLAYER	TEAM	YEARS	NO	YARDS	AVG
1. Anthony Davis	Southern Cal	72-74	37	1,299	*35.1
2. Eric Booth	Southern Mississippi	94-97	35	1,135	32.4
3. Overton Curtis	Utah State	57-58	32	991	31.0
4. Fred Montgomery	New Mexico State	91-92	39	1,191	30.5
5. Altie Taylor	Utah State	66-68	40	1,170	29.3

Season Average (Minimum 1.2 Per Game)

PLAYER	TEAM	YEAR	NO	YARDS	AVG
1. Paul Allen	Brigham Young	61	12	481	*40.1
2. Tremain Mack	Miami (Fla.)	96	13	514	39.5
3. Leeland McElroy	Texas A&M	93	15	590	39.3
4. Forrest Hall	San Francisco	46	15	573	38.2
5. Tony Ball	Tenn-Chattanooga	77	13	473	36.4



College Football

ALL-PURPOSE RUNNING

Career Yards

PLAYER	TEAM	YEARS	RUSH	RCV	INT	PR	KOR	YARDS	YDS PP
1. Ricky Williams	Texas	95-98	6,279	927	0	0	0	7,206	6.6
2. Napoleon McCallum	Navy	81-85	4,179	796	0	858	1,339	*7,172	6.3
3. Darrin Nelson	Stanford	77-78, 80-81	4,033	2,368	0	471	13	6,885	7.1
4. Kevin Faulk	LSU	95-98	4,557	600	0	857	819	6,833	6.8
5. Ron Dayne	Wisconsin	96-99	*6,397	304	0	0	0	6,701	5.8

Season Yards

PLAYER	TEAM	YEAR	RUSH	RCV	INT	PR	KOR	YARDS	YDS PP
1. Barry Sanders	Oklahoma State	88	*2,628	106	0	95	421	*3,250	8.3
2. Ryan Benjamin	Pacific	91	1,581	612	0	4	798	2,995	9.6
3. Mike Pringle	Cal-State Fullerton	89	1,727	249	0	0	714	2,690	7.6
4. Paul Palmer	Temple	86	1,866	110	0	0	657	2,633	6.8
5. Ryan Benjamin	Pacific	92	1,441	434	0	96	626	2,597	8.1

FIELD GOALS

Career Field Goals

PLAYER	TEAM	YEARS	TOTAL	PCT	-40		LONG	WON
					YARDS	YARDS		
1. Jeff Jaeger	Washington	83-86	*80-99	.808	*59-68	21-31	52	5
2. Jason Elam	Hawaii	88-92	79-100	.790	50-55	29-45	56	3
John Lee	UCLA	82-85	79-92	*.859	54-56	25-36	52	10
4. Philip Doyle	Alabama	87-90	78-*105	.743	57-61	21-44	53	6
5. Luis Zendejas	Arizona State	81-84	78-*105	.743	53-59	25-46	55	1
Kevin Butler	Georgia	81-84	77-98	.786	50-56	27-42	60	7

Season Field Goals

PLAYER	TEAM	YEARS	TOTAL	PCT	-40		LONG	WON
					YARDS	YARDS		
1. John Lee	UCLA	84	*29-33	.879	*16-16	13-17	51	5
2. Paul Woodside	West Virginia	82	28-31	.903	23-23	5-8	45	2
3. Luis Zendejas	Arizona State	83	28-37	.757	19-22	9-15	52	1
4. Sebastian Janikowski	Florida State	98	27-32	.844	17-19	10-13	53	1
5. Fuad Reveiz	Tennessee	82	27-31	.871	14-14	13-17	60	2

*Record. @Record for minimum of 3,000 yards. ††Record for minimum of 785 carries. ^Record for minimum of 1,000 attempts. ‡Did not score. °Record for minimum of 105 catches. §Three-year totals records. ∞Record for minimum of 50 punts.

Seminole Sideline

Jefferson-Eppes



Thomas Jefferson, former U.S. president and the founder of the University of Virginia, was the grandfather of Francis Eppes VII. Eppes, three-time mayor of Tallahassee, was a long-time president of the Board of Education of the Seminary West of the Suwannee, the institutional forerunner of what is today Florida State University. To commemorate this bond, the two schools play each year in football for the Jefferson-Eppes Trophy. Inaugurated in 1995 when UVA handed the Seminoles their first ACC loss in football, the trophy has resided in Tallahassee each of the last three seasons. The trophy comprises a silver pitcher, presented to Eppes in 1842, set atop a wooden base crafted from the remains of UVA's massive McGuffey Ash.



2000 BOWL CHAMPIONSHIP SERIES

Starting in 1999, the Bowl Championship Series (BCS) determined the Division 1-A National Champion in football. Two years ago, Tennessee defeated Florida State, 23-16, in the Fiesta Bowl in the first BCS Championship game and last year Florida State defeated Virginia Tech in the Sugar Bowl.

The BCS Series consists of the Rose Bowl, Sugar Bowl, Orange Bowl and the Fiesta Bowl. The conferences with automatic berths include the Atlantic Coast, Big East, Big Ten, Big 12, Pac-10 and Southeastern Conferences.

The Bowl Championship Series differs from the original Bowl Alliance in that it guarantees a matchup between college football's top two teams in a true national championship game on a yearly basis.

The BCS also notes the importance of regional consideration regarding team selection. Specifically, as a member of the BCS, the Rose Bowl will host the Big Ten and Pac-10 champions in those years in which either the Rose Bowl does not have the national championship game or the Big Ten and Pac-10 champion is not ranked No. 1 or No. 2.

Other "regional consideration" tie-ins include the SEC champion in the Sugar Bowl, the ACC or Big East champion in the Orange Bowl and the Big 12 champion in the Fiesta Bowl.

ABC-TV has the broadcast rights to each of the four bowl games during the four-year contract.

BOWL CHAMPIONSHIP SERIES SCHEDULE

2001 Bowl Season

January 1 (5 p.m.)	Rose Bowl
January 1 (8:30 p.m.)	Fiesta Bowl
January 2 (8 p.m.)	Sugar Bowl
January 3 (8 p.m.) ..	Orange Bowl National Championship

2002 Bowl Season

January 1 (5 p.m.)	Fiesta Bowl
January 1 (8:30 p.m.)	Sugar Bowl
January 2 (8 p.m.)	Orange Bowl
January 3 (8 p.m.)	Rose Bowl National Championship

2000-01 BOWL GAMES

Mobile Alabama Bowl	Mobile, Alabama	Dec. 20, 2000, 7:30 p.m. ET
EASPORTS Las Vegas Bowl	Las Vegas, Nevada	Dec. 21, 2000, 5 p.m. ET
Jeep Aloha Classics	Honolulu, Hawaii	Dec. 24, 2000, 8:30 p.m. ET
Jeep Aloha Classics	Honolulu, Hawaii	Dec. 25, 2000, 3:30 p.m. ET
Motor City Bowl	Pontiac, Michigan	Dec. 27, 2000, tba
galleryfurniture.com Bowl	Houston, Texas	Dec. 27, 2000, 6 or 8 p.m. ET
Humanitarian Bowl	Boise, Idaho	Dec. 28, 2000, 1 p.m. ET
Insight.com Bowl	Tucson, Arizona	Dec. 28, 2000, 6 p.m. ET
Micron/PC Bowl	Miami, Florida	Dec. 28 or 30, 2000, 7:30 ET
Culligan HomePoint.com Music City Bowl	Nashville, TN	Dec. 29, 2000, 1 p.m. ET
Wells Fargo Sun Bowl	El Paso, Texas	Dec. 29, 2000, 2:15 p.m. ET
Holiday Bowl	San Diego, California	Dec. 29, 2000, 8 p.m. ET
Axa/Equitable Liberty Bowl	Memphis, Tennessee	Dec. 29, 2000, 5 p.m. ET
Chick-Fil-A Peach Bowl	Atlanta, Georgia	Dec. 30, 2000, 5 p.m. ET
cucial.com Sylvania Alamo Bowl	San Antonio, Texas	Dec. 30, 2000, 7:30 p.m.
Silicon Valley Classic	San Jose, California	Dec. 31, 2000, 6:30 p.m. ET
Sanford Independence Bowl	Shreveport, Louisiana	Dec. 31, 2000, 8:30 p.m. ET
Outback Bowl	Tampa, Florida	Jan. 1, 2001, 11 a.m. ET
Southwestern Bell Cotton Bowl	Dallas, Texas	Jan. 1, 2001, 11 a.m. ET
Toyota Gator Bowl	Jacksonville, Florida	Jan. 1, 2001, 12:30 p.m. ET
ourhouse.com Florida Citrus Bowl	Orlando, Florida	Jan. 1, 2001, 1 p.m. ET
Rose Bowl	Pasadena, California	Jan. 1, 2001, 5 p.m. ET
Tostitos Fiesta Bowl	Tempe, Arizona	Jan. 1, 2001, 8 p.m. ET
Nokia Sugar Bowl	New Orleans, Louisiana	Jan. 2, 2001, 8 p.m. ET
FedEx Orange Bowl	Miami, Florida	Jan. 3, 2001, 8 p.m. ET

College Football

NCAA ALL-TIME BOWL RECORDS

This list includes all bowl games played by current Division I teams. Division I-A teams Akron, Arkansas State and Southwestern Louisiana have not played in a bowl game.

TEAM	W	L	T
Air Force	6	7	1
Alabama	28	18	3
Arizona	4	7	1
Arizona State	10	7	1
Arkansas	10	16	3
Army	2	2	0
Auburn	14	10	2
Ball State	0	3	0
Baylor	8	8	0
Boise State	1	0	0
Boston College	6	6	0
Bowling Green	2	3	0
Brigham Young	6	13	1
California	4	8	1
Cal-State Fullerton	0	1	0
Central Michigan	0	2	0
Cincinnati	2	1	0
Clemson	12	11	0
Colorado	9	13	0
Colorado State	2	4	0
Duke	3	5	0
East Carolina	3	2	0
Eastern Michigan	1	0	0
Florida	12	15	0
Florida State	17	8	2
Fresno State	6	4	0
Georgia	17	14	3
Georgia Tech	18	9	0
Hawaii	2	1	0
Houston	7	6	1
Illinois	6	7	0
Indiana	3	5	0
Iowa	8	7	1
Iowa State	0	4	0
Kansas	3	5	0
Kansas State	3	4	0
Kent	0	1	0
Kentucky	5	4	0
Louisiana State	14	16	1
Louisiana Tech	0	0	1
Louisville	3	2	1
Marshall	1	1	0
Maryland	6	9	2
Memphis State	1	0	0
Miami (Fla.)	12	11	0
Miami (Ohio)	5	2	0

Michigan	15	15	0
Michigan State	5	10	0
Minnesota	2	4	0
Mississippi	16	11	0
Mississippi State	5	5	0
Missouri	8	12	0
Navy	4	4	1
Nebraska	19	18	0
Nevada	1	2	0
Nevada-Las Vegas	*2	1	0
New Mexico	2	3	1
New Mexico State	2	0	1
North Carolina	10	12	0
North Carolina State	8	8	1
Northern Illinois	1	0	0
Northwestern	1	2	0
Notre Dame	13	9	0
Ohio	0	2	0
Ohio State	13	17	0
Oklahoma	20	12	1
Oklahoma State	9	4	0
Oregon	5	8	0
Oregon State	2	3	0
Pacific	3	1	1
Penn State	21	11	2
Pittsburgh	8	11	0
Purdue	5	2	0
Rice	4	3	0
Rutgers	0	1	0
San Diego State	1	3	0
San Jose State	4	3	0
South Carolina	1	8	0
Southern Cal	26	12	0
Southern Methodist	4	6	1
Southern Mississippi	4	4	0
Stanford	9	9	1
Syracuse	11	7	1
Temple	1	1	0
Tennessee	21	18	0
Texas	17	19	2
Texas A&M	12	12	0
Texas Christian	5	10	1
Texas-El Paso	5	4	0
Texas Tech	5	16	1
Toledo	5	1	0
Tulane	2	6	0
Tulsa	4	7	0
UCLA	11	9	1
Utah	4	3	0
Utah State	1	5	0
Vanderbilt	1	1	1
Virginia	4	6	0
Virginia Tech	3	9	0
Wake Forest	3	2	0
Washington	13	11	1
Washington State	4	3	0
West Virginia	8	11	0
Western Michigan	0	2	0
Wisconsin	5	6	0
Wyoming	5	5	0

* Later lost game by forfeit.

ASSOCIATED PRESS FINAL POLLS SINCE 1936

1936

1. Minnesota
2. Louisiana State
3. Pittsburgh
4. Alabama
5. Washington
6. Santa Clara
7. Northwestern
8. Notre Dame
9. Nebraska
10. Pennsylvania
11. Duke
12. Yale
13. Dartmouth
14. Duquesne
15. Fordham
16. Texas Christian
17. Tennessee
18. Arkansas
19. Navy
20. Marquette

1937

1. Pittsburgh
2. California
3. Fordham
4. Alabama
5. Minnesota
6. Villanova
7. Dartmouth
8. Louisiana State
9. Notre Dame
10. Santa Clara
11. Nebraska
12. Yale
13. Ohio State
14. Holy Cross
15. Arkansas
16. Texas Christian
17. Colorado
18. Rice
19. North Carolina
20. Duke

1938

1. Texas Christian
2. Tennessee
3. Duke
4. Oklahoma
5. Notre Dame
6. Carnegie Tech
7. Southern Cal
8. Pittsburgh
9. Holy Cross
10. Minnesota
11. Texas Tech
12. Cornell
13. Alabama
14. California
15. Fordham
16. Michigan
17. Northwestern
18. Villanova
19. Tulane
20. Dartmouth

1939

1. Texas A&M
2. Tennessee
3. Southern Cal
4. Cornell
5. Tulane
6. Missouri
7. UCLA
8. Duke
9. Iowa
10. Duquesne
11. Boston College
12. Clemson
13. Notre Dame
14. Santa Clara
15. Ohio State
16. Georgia Tech
17. Fordham
18. Nebraska
19. Oklahoma
20. Michigan

1940

1. Minnesota
2. Stanford
3. Michigan
4. Tennessee
5. Boston College
6. Texas A&M
7. Nebraska
8. Northwestern
9. Mississippi State
10. Washington
11. Santa Clara
12. Fordham
13. Georgetown
14. Pennsylvania
15. Cornell

16. So. Methodist
 17. Hardin-Simmons
 18. Duke
 19. Lafayette
- Only 10 teams ranked.*

1941

1. Minnesota
2. Duke
3. Notre Dame
4. Texas
5. Michigan
6. Fordham
7. Missouri
8. Duquesne
9. Texas A&M
10. Navy
11. Northwestern
12. Oregon State
13. Ohio State
14. Georgia
15. Pennsylvania
16. Mississippi State
17. Mississippi
18. Tennessee
19. Washington St.
20. Alabama

1942

1. Ohio State
2. Georgia
3. Wisconsin
4. Tulsa
5. Georgia Tech
6. Notre Dame
7. Tennessee
8. Boston College
9. Michigan
10. Alabama
11. Texas
12. Stanford
13. UCLA
14. William & Mary
15. Santa Clara
16. Auburn
17. Washington St.
18. Mississippi State
19. Minnesota
20. Holy Cross
21. Penn State

1943

1. Notre Dame
2. Iowa Pre-Flight
3. Michigan
4. Navy
5. Purdue
6. Great Lakes
7. Duke
8. Del Monte P-F
9. Northwestern
10. March Field
11. Army
12. Washington
13. Georgia Tech
14. Texas
15. Tulane
16. Dartmouth
17. Bainbridge NTS
18. Colorado Col.
19. Pacific
20. Pennsylvania

1944

1. Army
2. Ohio State
3. Randolph Field
4. Navy
5. Bainbridge NTS
6. Iowa Pre-Flight
7. Southern Cal
8. Michigan
9. Notre Dame
10. March Field
11. Duke
12. Tennessee
13. Georgia Tech
14. Norman P-F
15. Illinois
16. El Toro Marines
17. Great Lakes
18. Fort Pierce
19. St. Mary's P-F
20. Sec. Air Force

1945

1. Army
2. Alabama
3. Navy
4. Indiana
5. Oklahoma State
6. Michigan
7. St. Mary's (Cal.)
8. Pennsylvania

9. Notre Dame
10. Texas
11. Southern Cal
12. Ohio State
13. Duke
14. Tennessee
15. Louisiana State
16. Holy Cross
17. Tulsa
18. Georgia
19. Wake Forest
20. Columbia

1946

1. Notre Dame
2. Army
3. Georgia
4. UCLA
5. Illinois
6. Michigan
7. Tennessee
8. Louisiana State
9. North Carolina
10. Rice
11. Georgia Tech
12. Yale
13. Pennsylvania
14. Oklahoma
15. Texas
16. Arkansas
17. Tulsa
18. N. C. State
19. Delaware
20. Indiana

1947*

1. Notre Dame
2. Michigan
3. So. Methodist
4. Penn State
5. Texas
6. Alabama
7. Pennsylvania
8. Southern Cal
9. North Carolina
10. Georgia Tech
11. Army
12. Kansas
13. Mississippi
14. William & Mary
15. California
16. Oklahoma
17. N. C. State
18. Rice
19. Duke
20. Columbia

1948

1. Michigan
2. Notre Dame
3. North Carolina
4. California
5. Oklahoma
6. Army
7. Northwestern
8. Georgia
9. Oregon
10. So. Methodist
11. Clemson
12. Vianderbilt
13. Tulane
14. Michigan State
15. Mississippi
16. Minnesota
17. William & Mary
18. Penn State
19. Cornell
20. Wake Forest

1949

1. Notre Dame
2. Oklahoma
3. California
4. Army
5. Rice
6. Ohio State
7. Michigan
8. Minnesota
9. Louisiana State
10. Pacific
11. Kentucky
12. Cornell
13. Villanova
14. Maryland
15. Santa Clara
16. North Carolina
17. Tennessee
18. Princeton
19. Michigan State
20. Missouri

1950

1. Oklahoma

2. Army
3. Texas
4. Tennessee
5. California
6. Princeton
7. Kentucky
8. Michigan State
9. Michigan
10. Clemson
11. Washington
12. Wyoming
13. Illinois
14. Ohio State
15. Miami (Fla.)
16. Alabama
17. Nebraska
18. Washing. & Lee
19. Tulsa
20. Tulane

1951

1. Tennessee
2. Michigan State
3. Maryland
4. Illinois
5. Georgia Tech
6. Princeton
7. Stanford
8. Wisconsin
9. Baylor
10. Oklahoma
11. Texas Christian
12. California
13. Virginia
14. San Francisco
15. Kentucky
16. Boston University
17. UCLA
18. Washington St.
19. Holy Cross
20. Clemson

1952

1. Michigan State
2. Georgia Tech
3. Notre Dame
4. Oklahoma
5. Southern Cal
6. UCLA
7. Mississippi
8. Tennessee
9. Alabama
10. Texas
11. Wisconsin
12. Tulsa
13. Maryland
14. Syracuse
15. Florida
16. Duke
17. Ohio State
18. Purdue
19. Princeton
20. Kentucky

1953

1. Maryland
2. Notre Dame
3. Michigan State
4. Oklahoma
5. UCLA
6. Rice
7. Illinois
8. Georgia Tech
9. Iowa
10. West Virginia
11. Texas
12. Texas Tech
13. Alabama
14. Army
15. Wisconsin
16. Kentucky
17. Auburn
18. Duke
19. Stanford
20. Michigan

1954

1. Ohio State
2. UCLA
3. Oklahoma
4. Notre Dame
5. Navy
6. Mississippi
7. Army
8. Maryland
9. Wisconsin
10. Arkansas
11. Miami (Fla.)
12. West Virginia
13. Auburn
14. Duke
15. Michigan
16. Virginia Tech
17. Southern Cal

18. Baylor
19. Rice
20. Penn State

1955

1. Oklahoma
2. Michigan State
3. Maryland
4. UCLA
5. Ohio State
6. Texas Christian
7. Georgia Tech
8. Auburn
9. Notre Dame
10. Mississippi
11. Pittsburgh
12. Michigan
13. Southern Cal
14. Miami (Fla.)
15. Miami (Ohio)
16. Stanford
17. Texas A&M
18. Navy
19. West Virginia
20. Army

1956

1. Oklahoma
2. Tennessee
3. Iowa
4. Georgia Tech
5. Texas A&M
6. Miami (Fla.)
7. Michigan
8. Syracuse
9. Michigan State
10. Oregon State
11. Baylor
12. Minnesota
13. Pittsburgh
14. Texas Christian
15. Ohio State
16. Navy
17. Geo. Washing.
18. Southern Cal
19. Clemson
20. Colorado

1957

1. Auburn
2. Ohio State
3. Michigan State
4. Oklahoma
5. Navy
6. Iowa
7. Mississippi
8. Rice
9. Texas A&M
10. Notre Dame
11. Texas
12. Arizona State
13. Tennessee
14. Mississippi State
15. N. C. State
16. Duke
17. Florida
18. Army
19. Wisconsin
20. Virginia Military

1958

1. Louisiana State
2. Iowa
3. Army
4. Auburn
5. Oklahoma
6. Air Force
7. Wisconsin
8. Ohio State
9. Syracuse
10. Texas Christian
11. Mississippi
12. Clemson
13. Purdue
14. Florida
15. South Carolina
16. California
17. Notre Dame
18. So. Methodist
19. Oklahoma State
20. Rutgers

1959

1. Syracuse
2. Mississippi
3. Louisiana State
4. Texas
5. Georgia
6. Wisconsin
7. Texas Christian
8. Washington
9. Arkansas
10. Alabama
11. Clemson
12. Penn State
13. Illinois
14. Southern Cal
15. Oklahoma
16. Wyoming
17. Notre Dame
18. Missouri
19. Florida
20. Pittsburgh

1960

1. Minnesota
2. Mississippi
3. Iowa
4. Navy
5. Missouri
6. Washington
7. Arkansas
8. Ohio State
9. Alabama
10. Duke
11. Kansas
12. Baylor
13. Auburn
14. Yale
15. Michigan State
16. Penn State
17. New Mexico St.
18. Florida
19. Syracuse
20. Purdue

1961

1. Alabama
2. Ohio State
3. Texas
4. Louisiana State
5. Mississippi
6. Minnesota
7. Colorado
8. Michigan State
9. Arkansas
10. Utah State
11. Missouri
12. Purdue
13. Georgia Tech
14. Syracuse
15. Rutgers
16. UCLA
17. Rice
18. Penn State
19. Arizona
20. Duke

1962**

1. Southern Cal
2. Wisconsin
3. Mississippi
4. Texas
5. Alabama
6. Arkansas
7. Louisiana State
8. Oklahoma
9. Penn State
10. Minnesota

1963**

1. Texas
2. Navy
3. Illinois
4. Pittsburgh
5. Auburn
6. Nebraska
7. Mississippi
8. Alabama
9. Oklahoma
10. Michigan State

College Football



FLORIDA STATE UNIVERSITY

1964**

- Alabama
- Arkansas
- Notre Dame
- Michigan
- Texas
- Nebraska
- Louisiana State
- Oregon State
- Ohio State
- Southern Cal

1965**

- Alabama
- Michigan State
- Arkansas
- UCLA
- Nebraska
- Missouri
- Tennessee
- Louisiana State
- Notre Dame
- Southern Cal

1966**

- Notre Dame
- Michigan State
- Alabama
- Georgia
- UCLA
- Nebraska
- Purdue
- Georgia Tech
- Miami (Fla.)
- So. Methodist

1967**

- Southern Cal
- Tennessee
- Oklahoma
- Indiana
- Notre Dame
- Wyoming
- Oregon State
- Alabama
- Purdue
- Penn State

1968

- Ohio State
- Penn State
- Texas
- Southern Cal
- Notre Dame
- Arkansas
- Kansas
- Georgia
- Missouri
- Purdue
- Oklahoma
- Michigan
- Tennessee
- So. Methodist
- Oregon State
- Auburn
- Alabama
- Houston
- Louisiana State
- Ohio

1969

- Texas
- Penn State
- Southern Cal
- Ohio State
- Notre Dame
- Missouri
- Arkansas
- Mississippi
- Michigan
- Louisiana State
- Nebraska
- Houston
- UCLA
- Florida
- Tennessee
- Colorado
- West Virginia
- Purdue
- Stanford
- Auburn

1970

- Nebraska
- Notre Dame
- Texas
- Tennessee
- Ohio State
- Arizona State
- Louisiana State
- Stanford
- Michigan
- Auburn
- Arkansas
- Toledo

1971

- Nebraska
- Oklahoma
- Colorado
- Alabama
- Penn State
- Michigan
- Georgia
- Arizona State
- Tennessee
- Stanford
- Louisiana State
- Notre Dame
- UCLA
- Auburn
- Arkansas
- West Virginia
- Purdue
- Stanford
- Auburn

1972

- Southern Cal
- Oklahoma
- Texas
- Nebraska
- Auburn
- Michigan
- Georgia
- Arizona State
- Tennessee
- Stanford
- Louisiana State
- Notre Dame
- UCLA
- Auburn
- Arkansas
- West Virginia
- Purdue
- Stanford
- Auburn

1973

- Notre Dame
- Ohio State
- Oklahoma
- Alabama
- Penn State
- Michigan
- Georgia
- Arizona State
- Tennessee
- Stanford
- Louisiana State
- Notre Dame
- UCLA
- Auburn
- Arkansas
- West Virginia
- Purdue
- Stanford
- Auburn

1974

- Oklahoma
- Southern Cal
- Michigan
- Ohio State
- Alabama
- Notre Dame
- Penn State
- Auburn
- Nebraska
- Miami (Ohio)
- N. C. State
- Michigan State
- Maryland
- Baylor
- Florida
- Texas A&M
- Mississippi State
- Texas
- Houston
- Tennessee

1975

- Oklahoma
- Arizona State
- Alabama
- Ohio State

1976

- Pittsburgh
- Southern Cal
- Michigan
- Houston
- Oklahoma
- Ohio State
- Texas A&M
- Maryland
- Nebraska
- Georgia
- Arizona State
- Tennessee
- Stanford
- Louisiana State
- Notre Dame
- UCLA
- Auburn
- Arkansas
- West Virginia

1977

- Notre Dame
- Alabama
- Arkansas
- Texas
- Penn State
- North Carolina
- Arizona State
- Notre Dame
- UCLA
- Colorado
- Washington
- Ohio State
- Nebraska
- Southern Cal
- FLORIDA STATE
- Stanford
- San Diego State
- North Carolina
- Arizona State
- Clemson
- Brigham Young

1978

- Alabama
- Southern Cal
- Oklahoma
- Penn State
- Texas
- Illinois
- Brigham Young
- Michigan
- Ohio State
- Florida
- West Virginia
- UCLA
- Pittsburgh
- Boston College
- East Carolina

1979

- Alabama
- Southern Cal
- Oklahoma
- Ohio State
- Houston
- FLORIDA STATE
- Pittsburgh
- Arkansas
- Nebraska
- Houston
- North Carolina
- Auburn
- Temple
- Michigan
- Indiana
- Penn State

1980

- Georgia
- Pittsburgh
- Oklahoma
- Michigan
- FLORIDA STATE
- Alabama
- Nebraska
- Penn State
- Notre Dame
- North Carolina

1981

- Clemson
- Texas
- Penn State
- Pittsburgh
- So. Methodist
- Georgia
- Alabama
- Miami (Fla.)
- North Carolina
- Washington
- Nebraska
- Michigan
- Brigham Young
- Southern Cal
- Southern Cal
- Alabama
- Georgia
- Nebraska
- Arizona State
- West Virginia

1982

- Penn State
- Kentucky
- Nebraska
- Georgia
- UCLA
- Arizona State
- Washington
- Clemson
- Arkansas
- Pittsburgh
- Louisiana State
- Ohio State
- FLORIDA STATE
- Auburn
- Southern Cal
- Texas
- North Carolina
- West Virginia
- Maryland

1983

- Miami (Fla.)
- Nebraska
- Auburn
- Georgia
- Texas
- Florida
- Brigham Young
- Michigan
- Ohio State
- Illinois
- Clemson
- So. Methodist
- Air Force
- Iowa
- Alabama
- West Virginia
- UCLA
- Pittsburgh
- Boston College
- East Carolina

1984

- Brigham Young
- Washington
- Florida
- Nebraska
- Boston College
- Oklahoma
- Oklahoma State
- So. Methodist
- UCLA
- Southern Cal
- South Carolina
- Maryland
- Ohio State
- Auburn
- Louisiana State
- Iowa
- FLORIDA STATE
- Miami (Fla.)
- Kentucky
- Virginia

1985

- Oklahoma
- Michigan
- Penn State
- Tennessee
- Florida
- Texas A&M
- UCLA
- Air Force
- Miami (Fla.)
- Iowa
- Nebraska
- Arkansas
- Alabama
- Ohio State
- FLORIDA STATE
- Michigan
- Brigham Young

1986

- Penn State
- Miami (Fla.)
- Oklahoma
- Arizona State
- Nebraska
- Auburn
- Ohio State
- Michigan
- Alabama
- Penn State
- Louisiana State
- Arizona
- Georgia
- Alabama
- Miami (Fla.)
- North Carolina
- Washington
- Nebraska
- Boston College
- Virginia Tech

1987

- Miami (Fla.)
- FLORIDA STATE
- Oklahoma
- Syracuse
- Louisiana State
- Nebraska
- Auburn
- Michigan State
- UCLA
- Texas A&M
- Oklahoma State
- Clemson
- Georgia
- Tennessee
- South Carolina
- Iowa
- Notre Dame
- Southern Cal
- Michigan
- Arizona State

1988

- Notre Dame
- Miami (Fla.)
- FLORIDA STATE
- Michigan
- West Virginia
- UCLA
- Hawaii
- Southern Cal
- Auburn
- Clemson
- Nebraska
- Oklahoma State
- Arkansas
- Oklahoma
- Georgia
- Washington St.
- Alabama
- Auburn
- Louisiana State
- Indiana

1989

- Miami (Fla.)
- Notre Dame
- FLORIDA STATE
- Colorado
- Tennessee
- Auburn
- Alabama
- Southern Cal
- Alabama
- Nebraska
- Nebraska
- Clemson
- Arkansas
- Houston
- Penn State
- Michigan State
- Pittsburgh
- Virginia
- Texas Tech
- Texas A&M
- West Virginia
- Brigham Young
- Washington
- Ohio State
- Arizona

1990

- Colorado
- Georgia Tech
- Miami (Fla.)
- FLORIDA STATE
- Washington
- Notre Dame
- Michigan
- Tennessee
- Houston
- Iowa
- Penn State
- Texas
- Florida
- Louisville
- Texas A&M
- Michigan State
- Oklahoma

1991

- Miami (Fla.)
- Washington
- Penn State
- FLORIDA STATE
- Alabama
- Michigan
- Florida
- California
- East Carolina
- Iowa
- Syracuse
- Texas A&M
- Notre Dame
- Tennessee
- Nebraska
- Oklahoma
- Georgia
- Clemson
- UCLA
- Colorado
- Notre Dame
- Tulsa
- Stanford
- Brigham Young
- N. C. State
- Air Force

1992

- Alabama
- FLORIDA STATE
- Miami (Fla.)
- Notre Dame
- Michigan
- Syracuse
- Texas A&M
- Georgia
- Stanford
- Florida
- Washington
- Tennessee
- Colorado
- Nebraska
- Washington St.
- Mississippi
- N. C. State
- Ohio State
- North Carolina
- Boston College
- Kansas
- Mississippi State
- Fresno State
- Wake Forest

1993

- FLORIDA STATE
- Notre Dame
- Nebraska
- Auburn
- Florida
- Wisconsin
- West Virginia
- Penn State
- Texas A&M
- Arizona
- Ohio State
- Tennessee
- Boston College
- Alabama
- Miami (Fla.)
- Colorado
- Oklahoma
- UCLA
- North Carolina
- Kansas State
- Michigan
- Virginia Tech
- Clemson
- Louisville
- California

1994

- Nebraska
- Penn State
- Colorado
- FLORIDA STATE
- Alabama
- Miami (Fla.)
- Florida
- Texas A&M
- Auburn
- Utah
- Oregon
- Michigan
- Southern Cal
- Ohio State
- Virginia
- Colorado State
- N. C. State
- Clemson
- Brigham Young
- Kansas State
- Arizona
- Washington St.
- Tennessee
- Boston College
- Mississippi St.
- Texas

1995

- Alabama
- Michigan
- Arkansas
- Toledo

1996

- Alabama
- Michigan
- Arkansas
- Toledo

1997

- Alabama
- Michigan
- Arkansas
- Toledo

1998

- Alabama
- Michigan
- Arkansas
- Toledo

1999

- Alabama
- Michigan
- Arkansas
- Toledo

2000

- Alabama
- Michigan
- Arkansas
- Toledo

2001

- Alabama
- Michigan
- Arkansas
- Toledo

2002

- Alabama
- Michigan
- Arkansas
- Toledo

2003

- Alabama
- Michigan
- Arkansas
- Toledo

2004

- Alabama
- Michigan
- Arkansas
- Toledo

2005

- Alabama
- Michigan
- Arkansas
- Toledo

2006

- Alabama
- Michigan
- Arkansas
- Toledo

2007

- Alabama
- Michigan
- Arkansas
- Toledo

2008

- Alabama
- Michigan
- Arkansas
- Toledo

2009

- Alabama
- Michigan
- Arkansas
- Toledo

2010

- Alabama
- Michigan
- Arkansas
- Toledo

2011

- Alabama
- Michigan
- Arkansas
- Toledo

2012

- Alabama
- Michigan
- Arkansas
- Toledo

2013

- Alabama
- Michigan
- Arkansas
- Toledo

2014

- Alabama
- Michigan
- Arkansas
- Toledo

2015

- Alabama
- Michigan
- Arkansas
- Toledo

2016

- Alabama
- Michigan
- Arkansas
- Toledo

2017

- Alabama
- Michigan
- Arkansas
- Toledo

2018

- Alabama
- Michigan
- Arkansas
- Toledo

2019

- Alabama
- Michigan
- Arkansas
- Toledo

2020

- Alabama
- Michigan
- Arkansas
- Toledo

2021

- Alabama
- Michigan
- Arkansas
- Toledo

2022

- Alabama
- Michigan
- Arkansas
- Toledo

2023

- Alabama
- Michigan
- Arkansas
- Toledo

2024

- Alabama
- Michigan
- Arkansas
- Toledo

2025

- Alabama
- Michigan
- Arkansas
- Toledo

2026

- Alabama
- Michigan
- Arkansas
- Toledo

2027

- Alabama
- Michigan
- Arkansas
- Toledo

2028

- Alabama
- Michigan
- Arkansas
- Toledo

2029

- Alabama
- Michigan
- Arkansas
- Toledo

2030

- Alabama
- Michigan
- Arkansas
- Toledo

2031

- Alabama
- Michigan
- Arkansas
- Toledo

2032

- Alabama
- Michigan
- Arkansas
- Toledo

2033

- Alabama
- Michigan
- Arkansas
- Toledo

2034

- Alabama
- Michigan
- Arkansas
- Toledo

2035

- Alabama
- Michigan
- Arkansas
- Toledo

2036

- Alabama
- Michigan
- Arkansas
- Toledo

UPI COACHES FINAL POLLS SINCE 1950

1995

1. Southern Miss
2. Oklahoma
3. Florida State
4. Florida State
5. Colorado
6. Ohio State
7. Kansas State
8. Northwestern
9. Kansas
10. Virginia Tech
11. Notre Dame
12. Southern Cal
13. Penn State
14. Texas
15. Texas A&M
16. Virginia
17. Michigan
18. Oregon
19. Syracuse
20. Miami
21. Alabama
22. Auburn
23. Texas Tech
24. Toledo
25. Iowa

1996

1. Florida
2. Ohio State
3. Florida State
4. Arizona State
5. Brigham Young
6. Nebraska
7. Penn State
8. Colorado
9. Tennessee
10. North Carolina
11. Alabama
12. Louisiana State
13. Virginia Tech
14. Miami (Fla.)
15. Northwestern
16. Washington
17. Kansas State
18. Iowa
19. Notre Dame
20. Michigan
21. Syracuse
22. Wyoming
23. Texas
24. Auburn
25. Army

1997

1. Michigan
2. Nebraska
3. Florida State
4. Florida
5. UCLA
6. North Carolina
7. Tennessee
8. Kansas State
9. Washington State
10. Georgia
11. Auburn
12. Ohio State
13. LSU
14. Arizona State
15. Purdue
16. Penn State
17. Colorado State
18. Washington

19. Southern Miss
20. Utah A&M
21. Syracuse
22. Mississippi
23. Missouri
24. Oklahoma State
25. Georgia Tech

1998

1. Tennessee
2. Ohio State
3. Florida State
4. Arizona
5. Florida
6. Wisconsin
7. Tulane
8. UCLA
9. Georgia Tech
10. Kansas State
11. Texas A&M
12. Michigan
13. Air Force
14. Georgia
15. Texas
16. Arkansas
17. Penn State
18. Virginia
19. Nebraska
20. Miami (Fla.)
21. Missouri
22. Notre Dame
23. Virginia Tech
24. Purdue
25. Syracuse

1999

1. Florida State
2. Virginia Tech
3. Nebraska
4. Wisconsin
5. Michigan
6. Kansas State
7. Michigan State
8. Alabama
9. Tennessee
10. Marshall
11. Penn State
12. Florida
13. Mississippi State
14. Southern Miss
15. Miami (Fla.)
16. Georgia
17. Arkansas
18. Minnesota
19. Oregon
20. Georgia Tech
21. Texas
22. Mississippi
23. Texas A&M
24. Illinois
25. Purdue

**On January 6, 1948, in a special postseason poll after the Rose Bowl, the Associated Press voted Michigan No. 1 and Notre Dame No. 2. However, the postseason poll did not supersede the final regular-season poll of December 6, 1947.*

***Only 10 ranked.*

1950

1. Oklahoma
2. Texas
3. Tennessee
4. California
5. Army
6. Michigan
7. Kentucky
8. Princeton
9. Michigan State
10. Ohio State
11. Illinois
12. Clemson
13. Miami (Fla.)
14. Wyoming
15. Washington
16. Baylor
17. Alabama
18. Wash. & Lee
19. Navy
20. Wisconsin
- Wisconsin
- Cornell

1951

1. Tennessee
2. Michigan State
3. Illinois
4. Maryland
5. Georgia Tech
6. Princeton
7. Stanford
8. Wisconsin
9. Baylor
10. Texas Christian
11. Oklahoma
12. California
13. Notre Dame
14. San Francisco
15. Purdue
16. Washington St.
17. Holy Cross
18. UCLA
19. Kentucky
20. Kansas

1952

1. Michigan State
2. Georgia Tech
3. Notre Dame
4. Oklahoma
5. Southern Cal
6. UCLA
7. Mississippi
8. Tennessee
9. Alabama
10. Wisconsin
11. Texas
12. Purdue
13. Maryland
14. Princeton
15. Ohio State
16. Pittsburgh
17. Navy
18. Duke
19. Houston
20. Kentucky

1953

1. Maryland
2. Notre Dame
3. Michigan State
4. UCLA
5. Oklahoma
6. Rice
7. Illinois
8. Texas
9. Georgia Tech
10. Iowa
11. Alabama
12. Texas Tech
13. West Virginia
14. Wisconsin
15. Kentucky
16. Army
17. Stanford
18. Duke
19. Michigan
20. Ohio State

1954

1. UCLA
2. Ohio State
3. Oklahoma
4. Notre Dame

1955

1. Oklahoma
2. Michigan State
3. Maryland
4. UCLA
5. Ohio State
6. Texas Christian
7. Georgia Tech
8. Auburn
9. Mississippi
10. Notre Dame
11. Pittsburgh
12. Southern Cal
13. Michigan
14. Texas A&M
15. Army
16. Duke
17. West Virginia
18. Miami (Fla.)
19. Iowa
20. Navy
- Stanford
- Miami (Ohio)

1956

1. Oklahoma
2. Tennessee
3. Iowa
4. Georgia Tech
5. Texas A&M
6. Miami (Fla.)
7. Michigan
8. Syracuse
9. Minnesota
10. Michigan State
11. Baylor
12. Pittsburgh
13. Oregon State
14. Texas Christian
15. Southern Cal
16. Wyoming
17. Yale
18. Colorado
19. Navy
20. Duke

1957

1. Ohio State
2. Auburn
3. Michigan State
4. Oklahoma
5. Iowa
6. Navy
7. Rice
8. Mississippi
9. Notre Dame
10. Texas A&M
11. Texas
12. Arizona State
13. Army
14. Duke
15. Wisconsin
16. Tennessee
17. Oregon
18. Clemson
19. UCLA
20. N. C. State

1958

1. Louisiana State
2. Iowa
3. Army
4. Auburn
5. Oklahoma
6. Wisconsin
7. Ohio State
8. Air Force
9. Texas Christian

1959

1. Syracuse
2. Mississippi
3. Louisiana State
4. Texas
5. Georgia
6. Wisconsin
7. Washington
8. Texas Christian
9. Arkansas
10. Penn State
11. Illinois
12. Southern Cal
13. Alabama
14. Penn State
15. Oklahoma
16. Northwestern
17. Michigan State
18. Wyoming
19. Auburn
20. Missouri

1959

1. Syracuse
2. Mississippi
3. Louisiana State
4. Texas
5. Georgia
6. Wisconsin
7. Washington
8. Texas Christian
9. Arkansas
10. Penn State
11. Illinois
12. Southern Cal
13. Alabama
14. Penn State
15. Oklahoma
16. Northwestern
17. Michigan State
18. Wyoming
19. Auburn
20. Missouri

1960

1. Minnesota
2. Iowa
3. Mississippi
4. Missouri
5. Wisconsin
6. Navy
7. Arkansas
8. Ohio State
9. Kansas
10. Alabama
11. Duke
12. Baylor
13. Michigan State
14. Auburn
15. Purdue
16. Florida
17. Texas
18. Yale
19. New Mexico St.
20. Tennessee

1961

1. Alabama
2. Ohio State
3. Louisiana State
4. Texas
5. Mississippi
6. Minnesota
7. Colorado
8. Arkansas
9. Michigan State
10. Utah State
11. Purdue
12. Missouri
13. Georgia Tech
14. Duke
15. Kansas
16. Syracuse
17. Wyoming
18. Wisconsin
19. Miami (Fla.)
20. Penn State

1962

1. Southern Cal
2. Wisconsin
3. Mississippi
4. Texas
5. Alabama
6. Arkansas
7. Oklahoma
8. Louisiana
9. Penn State

1963

1. Texas
2. Navy
3. Pittsburgh
4. Illinois
5. Nebraska
6. Auburn
7. Mississippi
8. Oklahoma
9. Alabama
10. Michigan State
11. Mississippi State
12. Syracuse
13. Arizona State
14. Memphis State
15. Washington
16. Penn State
17. Southern Cal
18. Missouri
19. North Carolina
20. Baylor

1964

1. Alabama
2. Arkansas
3. Notre Dame
4. Michigan
5. Texas
6. Nebraska
7. Louisiana State
8. Oregon State
9. Ohio State
10. Southern Cal
11. Florida State
12. Syracuse
13. Princeton
14. Penn State
15. Utah
16. Illinois
17. New Mexico
18. Tulsa
19. Missouri
20. Mississippi
- Michigan State

1965

1. Michigan State
2. Arkansas
3. Nebraska
4. Alabama
5. UCLA
6. Missouri
7. Tennessee
8. Notre Dame
9. Southern Cal
10. Texas Tech
11. Ohio State
12. Florida
13. Purdue
14. Louisiana State
15. Georgia
16. Tulsa
17. Mississippi
18. Kentucky
19. Syracuse
20. Colorado

Seminole SIDeline

Streaks Aiming For 14

Florida State begins the 2000 season with several records on the line, but perhaps the most impressive are the string of consecutive 10-win seasons and the Associated Press Top Four finishes. FSU is the only program in college football history which has finished among the Top Four in the AP poll for 13 consecutive years. In fact, the next longest streak was Miami's seven-year run among the Top Four from 1986-92. Currently, FSU's 13-year streak's closest challenger is just a three-year appearance by Florida. The Seminoles also own an NCAA record 10 or more wins in 13 straight seasons. The achievements have made Florida State the most successful program over the last decade.

College Football



1966

1. Notre Dame
2. Michigan State
3. Alabama
4. Georgia
5. UCLA
6. Purdue
7. Nebraska
8. Georgia Tech
9. So. Methodist
10. Miami (Fla.)
11. Florida
12. Mississippi
13. Arkansas
14. Tennessee
15. Wyoming
16. Syracuse
17. Houston
18. Southern Cal
19. Oregon State
20. Virginia Tech

1967

1. Southern Cal
2. Tennessee
3. Oklahoma
4. Notre Dame
5. Wyoming
6. Indiana
7. Alabama
8. Oregon State
9. Purdue
10. UCLA
11. Penn State
12. Syracuse
13. Colorado
14. Minnesota
15. **FLORIDA STATE**
16. Miami (Fla.)
17. N. C. State
18. Georgia
19. Houston
20. Arizona State

1968

1. Ohio State
2. Southern Cal
3. Penn State
4. Georgia
5. Texas
6. Kansas
7. Tennessee
8. Notre Dame
9. Arkansas
10. Oklahoma
11. Purdue
12. Alabama
13. Oregon State
14. **FLORIDA STATE**
15. Michigan
16. So. Methodist
17. Missouri
18. Ohio
19. Minnesota
20. Houston
- Stanford

1969

1. Texas
2. Penn State
3. Arkansas
4. Southern Cal
5. Ohio State
6. Missouri
7. Louisiana State
8. Michigan
9. Notre Dame
10. UCLA
11. Tennessee
12. Nebraska
13. Mississippi
14. Stanford
15. Auburn
16. Houston
17. Florida
18. Purdue
19. San Diego State
20. West Virginia

1970

1. Texas
2. Ohio State
3. Nebraska
4. Tennessee
5. Notre Dame
6. Louisiana State
7. Michigan
8. Arizona State
9. Auburn
10. Stanford
11. Air Force

1971

1. Nebraska
2. Alabama
3. Oklahoma
4. Michigan
5. Auburn
6. Arizona State
7. Colorado
8. Georgia
9. Tennessee
10. Louisiana State
11. Penn State
12. Texas
13. Toledo
14. Houston
15. Notre Dame
16. Stanford
17. Iowa State
18. North Carolina
19. **FLORIDA STATE**
20. Arkansas
- Mississippi

1972

1. Southern Cal
2. Oklahoma
3. Ohio State
4. Alabama
5. Texas
6. Michigan
7. Auburn
8. Penn State
9. Nebraska
10. Louisiana State
11. Tennessee
12. Notre Dame
13. Arizona State
14. Colorado
15. North Carolina
16. Louisville
17. UCLA
18. Washington St.
19. Utah State
20. San Diego State

1973

1. Alabama
2. Oklahoma
3. Ohio State
4. Notre Dame
5. Penn State
6. Michigan
7. Southern Cal
8. Texas
9. UCLA
10. Arizona State
11. Nebraska
12. Ohio State
13. Southern Cal
14. North Carolina
15. Stanford
16. North Texas St.
17. Brigham Young
18. Arizona State
19. San Diego State
20. N. C. State

1974*

1. Southern Cal
2. Alabama
3. Ohio State
4. Notre Dame
5. Michigan
6. Auburn
7. Penn State
8. Nebraska
9. N. C. State
10. Miami (Ohio)
11. Houston
12. Florida
13. Maryland
14. Baylor
15. Texas A&M
16. Tennessee
17. Mississippi State
18. Michigan State
19. Tulsa

1975

1. Oklahoma
2. Arizona State
3. Alabama
4. Ohio State
5. UCLA
6. Arkansas
7. Texas
8. Michigan
9. Nebraska
10. Penn State
11. Maryland
12. Texas A&M
13. Arizona
14. Pittsburgh
15. California
16. Miami (Ohio)
17. Notre Dame
18. West Virginia
19. Georgia
20. Southern Cal

1976

1. Pittsburgh
2. Southern Cal
3. Michigan
4. Houston
5. Ohio State
6. Oklahoma
7. Nebraska
8. Texas A&M
9. Alabama
10. Georgia
11. Maryland
12. Texas A&M
13. Arizona
14. Pittsburgh
15. California
16. Miami (Ohio)
17. Notre Dame
18. West Virginia
19. Georgia
20. Southern Cal

1977

1. Notre Dame
2. Alabama
3. Arkansas
4. Penn State
5. Texas
6. Oklahoma
7. Pittsburgh
8. Michigan
9. Washington
10. Nebraska
11. **FLORIDA STATE**
12. Ohio State
13. Southern Cal
14. North Carolina
15. Stanford
16. North Texas St.
17. Brigham Young
18. Arizona State
19. San Diego State
20. N. C. State

1978

1. Southern Cal
2. Alabama
3. Oklahoma
4. Penn State
5. Michigan
6. Notre Dame
7. Clemson
8. Nebraska
9. Texas
10. Arkansas
11. Houston
12. UCLA
13. Purdue
14. Missouri
15. Georgia
16. Stanford
17. Navy
18. Texas A&M
19. Arizona State
20. N. C. State

1979

1. Alabama
2. Southern Cal
3. Oklahoma
4. Ohio State
5. Houston
6. Pittsburgh
7. Nebraska
8. **FLORIDA STATE**
9. Arkansas
10. Purdue
11. Washington
12. Brigham Young
13. Texas
14. North Carolina
15. Baylor
16. Indiana
17. Temple
18. Penn State
19. Michigan
20. Missouri

1980

1. Georgia
2. Pittsburgh
3. Oklahoma
4. Michigan
5. **FLORIDA STATE**
6. Alabama
7. Nebraska
8. Penn State
9. North Carolina
10. Notre Dame
11. Brigham Young
12. Southern Cal
13. Baylor
14. UCLA
15. Ohio State
16. Purdue
17. Washington
18. Miami (Fla.)
19. Florida
20. So. Methodist

1981

1. Clemson
2. Pittsburgh
3. Penn State
4. Texas
5. Georgia
6. Alabama
7. Washington
8. North Carolina
9. Nebraska
10. Michigan
11. Brigham Young
12. Ohio State
13. Southern Cal
14. Oklahoma
15. Iowa
16. Arkansas
17. Mississippi State
18. West Virginia
19. So. Mississippi
20. Missouri

1982

1. Penn State
2. So. Methodist
3. Nebraska
4. Georgia
5. UCLA
6. Arizona State
7. Washington
8. Arkansas
9. Pittsburgh
10. **FLORIDA STATE**
11. Louisiana State
12. Ohio State
13. North Carolina
14. Auburn
15. Michigan
16. Oklahoma
17. Alabama
18. Texas
19. West Virginia
20. Maryland

1983

1. Miami (Fla.)
2. Nebraska
3. Auburn
4. Georgia
5. Texas
6. Florida
7. Brigham Young
8. Ohio State
9. Michigan
10. Illinois
11. So. Methodist
12. Alabama
13. UCLA
14. Iowa
15. Air Force
16. West Virginia
17. Penn State
18. Oklahoma State

1984

1. Brigham Young
2. Washington
3. Nebraska
4. Boston College
5. Oklahoma State
6. Oklahoma
7. Florida
8. So. Methodist
9. Southern Cal
10. UCLA
11. Maryland
12. Ohio State
13. South Carolina
14. Auburn
15. Iowa
16. Louisiana State
17. Virginia
18. West Virginia
19. Kentucky
20. **FLORIDA STATE**

1985

1. Oklahoma
2. Michigan
3. Penn State
4. Tennessee
5. Air Force
6. UCLA
7. Texas A&M
8. Miami (Fla.)
9. Iowa
10. Nebraska
11. Ohio State
12. Arkansas
13. **FLORIDA STATE**
14. Alabama
15. Baylor
16. Fresno State
17. Brigham Young
18. Georgia Tech
19. Maryland
20. Louisiana State

1986

1. Penn State
2. Miami (Fla.)
3. Oklahoma
4. Nebraska
5. Arizona State
6. Ohio State
7. Michigan
8. Auburn
9. Alabama
10. Arizona
11. Louisiana State
12. Texas A&M
13. Baylor
14. UCLA
15. Iowa
16. Arkansas
17. Washington
18. Boston College
19. Clemson
20. **FLORIDA STATE**

1987

1. Miami (Fla.)
2. **FLORIDA STATE**
3. Oklahoma
4. Syracuse
5. Louisiana State
6. Nebraska
7. Auburn
8. Michigan State
9. Texas A&M
10. Clemson
11. UCLA
12. Oklahoma State
13. Tennessee
14. Georgia

1988

1. Notre Dame
2. Miami (Fla.)
3. **FLORIDA STATE**
4. Michigan
5. West Virginia
6. UCLA
7. Auburn
8. Clemson
9. Southern Cal
10. Nebraska
11. Oklahoma State
12. Syracuse
13. Arkansas
14. Oklahoma
15. Georgia
16. Washington St.
17. N. C. State
18. Alabama
19. Indiana
20. Wyoming

1989

1. Miami (Fla.)
2. **FLORIDA STATE**
3. Notre Dame
4. Colorado
5. Tennessee
6. Auburn
7. Alabama
8. Michigan
9. Southern Cal
10. Illinois
11. Clemson
12. Nebraska
13. Arkansas
14. Penn State
15. Virginia
16. Texas Tech
17. Michigan State
18. Brigham Young
19. Pittsburgh
20. Washington

1990

1. Georgia Tech
2. Colorado
3. Miami (Fla.)
4. **FLORIDA STATE**
5. Washington
6. Notre Dame
7. Tennessee
8. Michigan
9. Clemson
10. Penn State
11. Texas
12. Louisville
13. Texas A&M
14. Michigan State
15. Virginia
16. Iowa
17. Brigham Young
18. Nebraska
19. Auburn
20. San Jose State
21. Syracuse
22. Southern Cal
23. Mississippi
24. Illinois
25. Virginia Tech

1987*

1. Georgia Tech
2. Colorado
3. Miami (Fla.)
4. **FLORIDA STATE**
5. Washington
6. Notre Dame
7. Tennessee
8. Michigan
9. Clemson
10. Penn State
11. Texas
12. Louisville
13. Texas A&M
14. Michigan State
15. Virginia
16. Iowa
17. Brigham Young
18. Nebraska
19. Auburn
20. San Jose State
21. Syracuse
22. Southern Cal
23. Mississippi
24. Illinois
25. Virginia Tech

*Revised in 1974, by agreement with the American Football Coaches Association, based on production by the NCAA (see footnote for ranking and national championship consideration by the CFB Board of Coaches)

FLORIDA STATE UNIVERSITY

Seminole SIdeline

Killer Schedule In '81 Defined Seminoles

The 1981 football schedule was called a lot of things: "Murderer's Row, Oktoberfest, The Bataan Death March, Insane!" But the truth is the schedule that lined FSU up in successive weeks on the road at Nebraska, Ohio State, Notre Dame, Pittsburgh, and LSU may have done more to win over fans nationally than anything the Tribe has done to date. FSU was 3-2 over the road slate with wins against Ohio State, Notre Dame and LSU, and the Tribe finished 6-5 on the season.

ESPN/USA TODAY FINAL POLLS SINCE 1991

1991

1. Washington
2. Miami (Fla.)
3. Penn State
4. **FLORIDA STATE**
5. Alabama
6. Michigan
7. California
8. Florida
9. East Carolina
10. Iowa
11. Syracuse
12. Notre Dame
13. Texas A&M
14. Oklahoma
15. Tennessee
16. Nebraska
17. Clemson
18. UCLA
19. Georgia
20. Colorado
21. Tulsa
22. Stanford
23. Brigham Young
24. Air Force
25. N. C. State

1992

1. Alabama
2. **FLORIDA STATE**
3. Miami (Fla.)
4. Notre Dame
5. Michigan
6. Texas A&M
7. Syracuse
8. Georgia
9. Stanford
10. Washington
11. Florida
12. Tennessee

13. Colorado
14. Nebraska
15. N. C. State
16. Mississippi
17. Washington St.
18. Ohio State
19. Hawaii
20. North Carolina
21. Boston College
22. Fresno State
23. Kansas
24. Mississippi State
25. Penn State

1993

1. **FLORIDA STATE**
2. Notre Dame
3. Nebraska
4. Florida
5. Wisconsin
6. West Virginia
7. Penn State
8. Texas A&M
9. Arizona
10. Ohio State
11. Tennessee
12. Boston College
13. Alabama
14. Oklahoma
15. Miami (Fla.)
16. Colorado
17. UCLA
18. Kansas State
19. Michigan
20. Virginia Tech
21. North Carolina
22. Clemson
23. Louisville
24. California
25. Southern Cal

1994

1. Nebraska
2. Penn State
3. Colorado
4. Alabama
5. **FLORIDA STATE**
6. Miami (Fla.)
7. Florida
8. Utah
9. Ohio State
10. Brigham Young
11. Oregon
12. Michigan
13. Virginia
14. Colorado State
15. Southern Cal
16. Kansas State
17. N.C. State
18. Tennessee
19. Washington State
20. Arizona
21. North Carolina
22. Boston College
23. Texas
24. Virginia Tech
25. Mississippi State

1995

1. Nebraska
2. Tennessee
3. Florida
4. Colorado
5. **FLORIDA STATE**
6. Kansas State
7. Northwestern
8. Ohio State
9. Virginia Tech
10. Kansas
11. Southern Cal
12. Penn State

1996

1. Florida
2. Ohio State
3. **FLORIDA STATE**
4. Arizona State
5. Brigham Young
6. Nebraska
7. Penn State
8. Colorado
9. Tennessee
10. North Carolina
11. Alabama
12. Virginia Tech
13. Louisiana State
14. Miami (Fla.)
15. Washington
16. Northwestern
17. Kansas State
18. Iowa
19. Syracuse
20. Michigan
21. Notre Dame
22. Wyoming
23. Texas
24. Army
25. Auburn

1997

1. Nebraska
2. Michigan
3. **FLORIDA STATE**
4. North Carolina
5. UCLA
6. Florida
7. Kansas State
8. Tennessee
9. Washington State
10. Georgia
11. Auburn
12. Ohio State
13. LSU
14. Arizona State
15. Purdue
16. Colorado State
17. Penn State
18. Washington
19. Southern Mississippi
20. Syracuse
21. Texas A&M
22. Ole Miss
23. Missouri
24. Oklahoma State
25. Air Force

1998

1. Tennessee
2. Ohio State
3. **FLORIDA STATE**
4. Arizona
5. Wisconsin
6. Florida
7. Tulane
8. UCLA
9. Kansas State
10. Air Force
11. Georgia Tech
12. Michigan

1999

1. Texas A&M
2. Georgia
3. Penn State
4. Texas
5. Arkansas
6. Virginia
7. Virginia Tech
8. Nebraska
9. Miami
10. Notre Dame
11. Purdue
12. Syracuse
13. Missouri
1. **FLORIDA STATE**
2. Nebraska
3. Virginia Tech
4. Wisconsin
5. Michigan
6. Kansas State
7. Michigan State
8. Alabama
9. Tennessee
10. Marshall
11. Penn State
12. Mississippi State
13. Southern Miss
14. Florida
15. Miami (Fla.)
16. Georgia
17. Minnesota
18. Oregon
19. Arkansas
20. Texas A&M
21. Georgia Tech
22. Mississippi
23. Texas
24. Stanford
25. Illinois

Seminole SIDeline

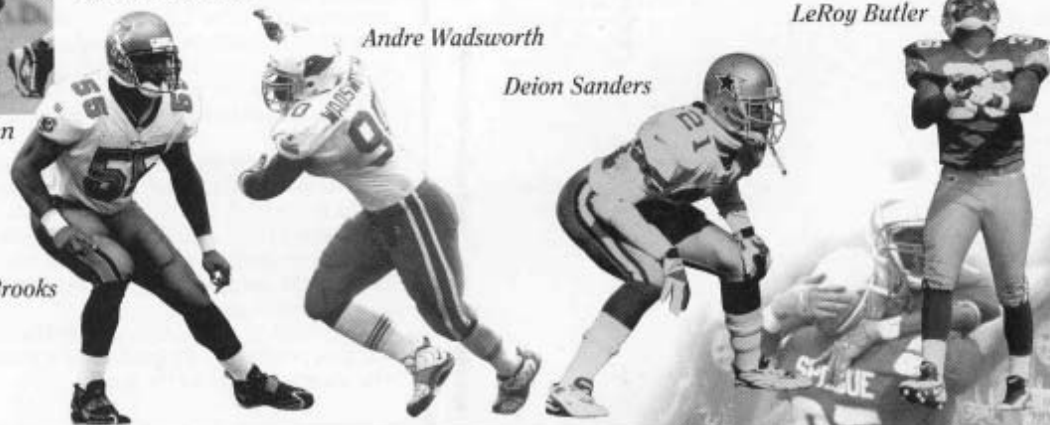
Senior Season Is Something Special



Warrick Dunn

When Chris Weinke, Jamal Reynolds, Derrick Gibson, Travis Minor and Brian Allen all decided to stay for their upcoming senior seasons, it continued a tradition at Florida State that bucks the current trend of players leaving early for the professional ranks. Last year, Peter Warrick and Corey Simon gave up sure first round draft status to play their senior year at FSU and try to win a national title. Both received their undergraduate degrees, picked up a national championship ring and then were selected among the top ten picks in the draft.

This tradition of staying in school is rich and lengthy dating back to Deion Sanders who was a walk-on as a senior since he played professional baseball with Atlanta over the summer. Since then the likes of LeRoy Butler, Edgar Bennett, Derrick Brooks, Warrick Dunn, Andre Wadsworth and others have put future millions on hold to pursue both a degree and a lifetime of memories as a Seminole senior.



Derrick Brooks


Andre Wadsworth

Deion Sanders

LeRoy Butler

SOD CEMETERY HISTORY

YEAR	OPPONENT	SCORE	SITE	YEAR	OPPONENT	SCORE	SITE
1962	Georgia	18- 0	Sanford Stadium	1993	Florida	33-21	Ben Hill Griffin Stadium at Florida Field
	Georgia Tech	14-14	Grant Field		Nebraska	18-16	Orange Bowl
	Auburn	14-14	Cliff Hare Stadium	1994	Notre Dame	23-16	Citrus Bowl
1963	Miami	24- 0	Orange Bowl		Florida	23-17	Louisiana Superdome
1964	Georgia	17-14	Sanford Stadium	1995	Notre Dame	31-26	Orange Bowl
	Texas Christian	10- 0	Amon G. Carter Stadium	1997	North Carolina	20- 3	Kenan Stadium
	Miami	14- 0	Orange Bowl		Ohio State	31-14	Sugar Bowl
	Oklahoma	36-19	Gator Bowl	1999	Florida	30-23	Ben Hill Griffin Stadium at Florida Field
1966	Miami	23-20	Orange Bowl		Virginia Tech	46-29	Sugar Bowl
	Texas Tech	42-33	Jones Stadium				
	South Carolina	32-10	Gator Bowl				
1967	Alabama	37-37	Denny Stadium				
	Memphis State	27- 7	Memphis Memorial Stadium				
	Texas A&M	19-18	Kyle Field				
	Florida	21-16	Florida Field				
	Penn State	17-17	Beaver Stadium				
1968	N.C. State	48- 7	Carter Stadium				
	South Carolina	35-28	Carolina Stadium				
	Houston	40-20	Jeppesen Stadium				
1969	Miami	19-14	Orange Bowl				
	Virginia Tech	10-10	Lane Stadium				
1970	South Carolina	21-13	Carolina Stadium				
	Miami	27- 3	Orange Bowl				
1976	Boston College	28- 9	Alumni Stadium				
	North Texas State	21-20	Fouts Field				
1977	Oklahoma State	25-17	Lewis Field				
	Florida	34- 9	Florida Field				
	Texas Tech	40-17	Tangerine Bowl				
1978	Syracuse	28- 0	Archbold Stadium				
1979	Arizona State	31- 3	Sun Devil Stadium				
	Louisiana State	24-19	Tiger Stadium				
	Florida	27-16	Florida Field				
1980	Louisiana State	16- 0	Tiger Stadium				
	Nebraska	18-14	Memorial Stadium				
1981	Ohio State	36-27	Ohio Stadium				
	Notre Dame	19-13	Notre Dame Stadium				
1982	Miami	24- 7	Orange Bowl				
	Ohio State	34-17	Ohio Stadium				
	West Virginia	31-12	Gator Bowl				
1983	Arizona State	29-26	Sun Devil Stadium				
	Louisiana State	40-35	Tiger Stadium				
	North Carolina	28- 3	Atlanta Fulton County Stadium				
1984	Arizona State	52-44	Sun Devil Stadium				
	Georgia	17-17	Citrus Bowl				
1985	Nebraska	17-13	Memorial Stadium				
	Oklahoma State	34-23	Gator Bowl				
1986	Indiana	27-13	Legion Field				
1987	Michigan State	31- 3	Spartan Stadium				
	Auburn	34- 6	Jordan-Hare Stadium				
	Florida	28-13	Florida Field				
	Nebraska	31-28	Sun Devil Stadium				
1988	Clemson	24-21	Clemson Memorial Stadium				
	Auburn	13- 7	Louisiana Superdome				
1989	Florida	24-17	Ben Hill Griffin Stadium at Florida Field				
	Nebraska	41-17	Sun Devil Stadium				
1990	Penn State	24-17	Joe Robbie Stadium				
1991	Michigan	51-31	Michigan Stadium				
	Texas A&M	10- 2	Cotton Bowl				
1992	Clemson	24-20	Clemson Memorial Stadium				
	Georgia Tech	29-24	Bobby Dodd Stadium/Grant Field				
	Nebraska	27-14	Orange Bowl				



Seminole Sideline

The Sod Cemetery

In 1962, the team captains of the Seminole football team returned to Tallahassee with a piece of sod from Sanford Stadium as a trophy from the team's 18-0 victory over the University of Georgia. The turf was presented to Dean Coyle E. Moore, who founded the continuing tradition of the sod game.

The sod cemetery began when that first piece of sod was buried in the corner of the Florida State practice field and a monument was placed to commemorate the road victory.

In the early years, FSU only snipped grass when it won by upset on the road. But as the Seminoles became more successful, the criteria changed. Sod games still represent road games that the Tribe wins when they are significant underdogs, however, all bowl games are now considered sod games as well as landmark road wins no matter who is favored.

Each piece of sod is buried in the cemetery next to the practice field and a tombstone is placed above it with the score and date of the game.

FLORIDA STATE UNIVERSITY

